

**THIS IS CHIEFS
KINGDOM**



**2013 KANSAS CITY
CHIEFS
MEDIA GUIDE**

TABLE OF CONTENTS



EXECUTIVE STAFF

Lamar Hunt	3
Clark Hunt	5
Mark Donovan	7
John Dorsey	9

COACHING STAFF

Andy Reid	11
David Culley	14
Doug Pederson	15
Bob Sutton	16
Dave Toub	17
Assistant Coaches	18-34
Coaching Assistants	35

PERSONNEL STAFF

Pro Personnel	36
College Scouting	38
Football Administration	41

SUPPORT STAFF

Athletic Training	42
Football Support Staff	43
Communications	44

BUSINESS STAFF

Dan Crumb	45
Bill Chapin	46
Ted Crews	47
Kirsten Krug	48
David Young	49
Business Staff Directory	50-54
Chiefs Radio Network	55
Chiefs Training Camp	56
Chiefs Television Network	57

PLAYER BIOGRAPHIES

Veteran Players	58
2013 Draft Picks	228
2013 Undrafted Free Agents	236

2012 REVIEW

Statistics	240
Game Summaries	254

HISTORY

Team, Logo, Uniform History	270
All-Time Review	294

All-Time Attendance	348
All-time Records	349
Arrowhead Stadium	354
Chiefs vs. the NFL	360
Postseason History	372
All-Time Roster	397
All-Time Numerical Roster	414
All-Time Assistant Coaches	423
All-Time Coordinators	425
All-Time Practice Squad	426
All-Time Drafts	429
All-Time Quarterbacks	438
AFC/NFC, Super Bowl Results	448

HONORS

Pro Football Hall of Famers	451
Chiefs Hall of Fame	463
Mack Lee Hill and Derrick Thomas Awards	475
NFL Man of the Year Award Winners	476
AFL All-Star Selections	477
AFC-NFC Pro Bowl Selections	478
All-Time Honors	479
All-League, All-Conference Honors	483
Missouri Sports Hall of Fame	487
Retired Jerseys	488

RECORDS

Individual Records	489
Team Offensive Records	504
Team Defensive Records	514
Opponent Individual Records	519
All-Time Individual Postseason Records	520
All-Time Team Postseason Records	523
All-Time Defensive Postseason Records	524
All-Time Opponent Postseason Records	525

SUPERLATIVES

Receiving	526
Rushing	530
Passing	533
Opponent Superlatives	535
All-Time Miscellaneous Scores	544
All-Time Special Teams Scores	546
Year-by-Year Leaders	550
Longest Plays	566
Big Yardage Days	569
Chiefs Record When	571

CREDITS

The 2013 Kansas City Chiefs Media Guide is published by the team's communications department. Designed, written and edited by Ted Crews (Vice President of Communications), Brad Gee (Manager of Communications), Cydney Ricker (Communications Administrative Assistant) and Luke Shanno (Communications Coordinator). Editorial assistance provided by Chuck Castellano, Pam Kramer, Ryan Petkoff, Heather Plumb and T.J. Troup. Research assistance provided by Saleem Choudhry (Pro Football Hall of Fame), Santo Labombarda (Elias Sports Bureau), as well as Nick Stamm and John Sasman (STATS, LLC.). Additional research provided by numerous past Chiefs PR staff members and others where noted. Photography by Steve Sanders (Chiefs Team Photographer). Additional photos courtesy of the Pro Football Hall of Fame, AP Images, Getty Images, John Sleezer (The Kansas City Star), Chris Donahue, Jason Bradwell, other NFL clubs, as well as others where noted. Composition, artwork and layout by Gee, Ricker and Shanno using Adobe InDesign.

KANSAS CITY CHIEFS DIRECTORY



Chairman & CEO Clark Hunt

FOOTBALL ADMINISTRATION

General Manager John Dorsey
 Director of Football Administration Trip MacCracken
 Salary Cap/Contract Analyst Brandt Tills

COACHING

Head Coach Andy Reid
 Assistant Head Coach/Wide Receivers David Culley
 Offensive Coordinator Doug Pederson
 Defensive Coordinator Bob Sutton
 Special Teams Coordinator Dave Toub
 Running Backs Eric Bienemy
 Defensive Line Tommy Brasher
 Spread Game Analyst/Special Projects Brad Childress
 Assistant Offensive Line Eugene Chung
 Assistant Strength & Conditioning Travis Crittenden
 Quality Control Mark DeLeone
 Senior Assistant to the Head Coach Joe D'Orazio
 Statistical Analysis Coordinator Mike Frazier
 Linebackers Gary Gibbs
 Assistant Defensive Backs/Secondary Al Harris
 Offensive Line Andy Heck
 Quality Control Corey Matthaei
 Tight Ends Tom Melvin
 Quarterbacks Matt Nagy
 Assistant Special Teams Kevin O'Dea
 Quality Control Britt Reid
 Strength & Conditioning Barry Rubin
 Assistant Strength & Conditioning Brent Salazar
 Defensive Backs Emmitt Thomas
 Coaching Assistant Dino Vasso

PLAYER PERSONNEL

Director of Player Personnel Chris Ballard
 Director of Pro Scouting Will Lewis
 Assistant Director of Pro Scouting Mike Borgonzi
 Pro Personnel Scouting Assistant Randy Ball
 Director of College Scouting Marvin Allen
 Assistant Director of College Scouting Dom Green
 National Scout Kevin Norris
 Area Scouts Willie Davis, Terry Delp,
 Trey Koziol, Ryne Nutt, Pat Sperduto
 Pro and College Personnel Analyst Brett Veach
 College Scouting Coordinator Ryan Poles
 Player Personnel Assistant Dan Zegers

FOOTBALL OPERATIONS

Football Operations Coordinator Mitch Reynolds

PLAYER DEVELOPMENT

Player Engagement Manager BJ Stabler
 Player Engagement Assistant Rahman Anjorin

MEDICAL STAFF

Head Athletic Trainer Rick Burkholder
 Asst. Trainers Aaron Borgmann, Evan Craft,
 David Glover, Nick Potter

EQUIPMENT

Equipment Manager Allen Wright
 Assistant Equipment Managers Kyle Crumbaugh,
 Chris Shropshire, Jimmy White

VIDEO

Director of Video Operations Pat Brazil
 Assistant Director of Video Operations Ken Radino
 Video Assistants Josh Schmidt, Colin Clark

COMMUNICATIONS

Vice President of Communications Ted Crews
 Manager of Communications Brad Gee
 Communications Coordinator Luke Shanno
 Communications Administrative Assistant Cydney Ricker
 Seasonal Assistants Georgia David, Caitlin Kass

COMMUNITY RELATIONS

Community Relations Manager Chuck Castellano
 Community Relations Manager - Wellness Outreach Jenny Barlow
 Community Relations Assistant Janet Feltham

FINANCE

Chief Financial Officer Dan Crumb
 Controller Brian Dunn
 Financial Analyst Vipul Thakker
 Accounting Manager Sherri Lathrop
 Staff Accountant Michael Ragsdale
 Accounting Assistant Robyn Meyer, Kim Rutter
 Payroll Coordinator Kristin Conlon
 Executive Assistant to the CFO Lisa Plunkett

ADMINISTRATION

President Mark Donovan
 Senior Vice President of Business Operations Bill Chapin
 Manager of Business Operations Anne Scharf
 Vice President of Administration Kirsten Krug
 Senior Human Resources Generalist Dawn Martin
 Human Resources Coordinator Alisha Bennett
 Team Historian Bob Moore
 Executive Assistant to the President Beth Costante

SALES AND MARKETING

Director of Special Events Gary Spani
 Director of Marketing and Event Acquisition Jeremy Slavens
 Database Marketing Manager Chad Hignite
 Marketing and Events Coordinator Michelle Montgomery
 Director of Sales Shawn Long
 Corporate Partnership Sales Managers Brian Johnston,
 Adam Rossbach
 Manager of Partnership Activation Ashley Ahern
 Corporate Partnership Coordinators Jared Aeschbach,
 Maggie Gerald, Zach Nizolek
 Suite Sales Manager Derek Schlesinger, Brandon Stec
 Suite Services Coordinators Kellen Begnoche, Ben Stuck
 Director of Ticket Sales Tyler Kirby
 Ticket Sales Manager Darren Adams
 Senior Ticket Sales Account Executive Kurt Whitlow
 Ticket Sales Account Executive Eric Rose
 Ticket Sales Reps Zach Cook, Sam Cruise, Jacob Cuevas,
 John Meissner, Matt Montgomery, Eric Short
 Group Ticket Sales Representatives Sam Dearth,
 Ray Jordan, Trey Zartman
 Ticket Sales Coordinator Ashley Muffitt
 Graphic Designer Jordan Giesler
 Mascot Coordinator Dan Meers
 Cheer Director/Cheerleaders Stephanie Judah
 Assistant to Director of Corporate Partnerships Rhonda Unger

MEDIA AND MARKETING

Director of Production Jodan Massad
 Producers Adam Pellegrino, Brad Young, Nate Vaughn
 Associate Producer Kevin Brebner, Evan Miller
 Chiefs Insider Reid Ferrin
 Chiefs Reporter Rachel Santschi
 Team Photographer Steve Sanders
 Production Manager Dana Witt
 Digital Media Coordinator Travis Geary

TICKET OPERATIONS


Director of Ticket Operations Dave Felsen
 Manager of Ticket Operations Justin Sausser
 Ticket Operations Specialist Mark Nacpil
 Ticket Operations Assistant Lori Young

INFORMATION SYSTEMS

Director of Information Technology Bob Stirtion
 Project Managers Brent Barnes, Mark Williams
 Network Engineer Scott Fletcher
 Network and Systems Administrator/Support Justin Johnson
 Help Desk Representatives Jeremy Armstrong, Patrick Martin

STADIUM OPERATIONS

Vice President of Stadium Operations David Young
 Director of Facilities Brandon Hamilton
 Stadium Services Manager Rocco Mazzella
 Stadium Systems Manager Frank Mannino
 Operations Staff Jack Bagby, Gary Cooper,
 Don Edmondson, Kevin Gray, Jim Heard, Doug Morgan,
 Nate Rodgers, Don Shook, Kenny Smith, Marc Sparks,
 Danny Thoman, Shane Vittengl
 Director of Event Operations Luke Hyvonen
 Event Sales Managers Jana Collins, Kimberly Kruse
 Event Services Manager Travis Baker
 Events Manager Laura Wolfe
 Events Coordinator Ashley Steele
 Sports Lab Coordinator Mallory Lutz
 Team Security Manager Brian Shafar
 Head of Safety and Security LaNiece Tye
 Security Site Supervisor Sarah Armstrong
 Security Officers Ray Bolen, Marty Brasher, Richard Cox Jr.,
 Steve Hostetter, Jim Luttrell, Mark Robertson, Kyle Scott,
 Randy Spearman, Steve Weissman
 Director of Fan Experience Jayne Martin
 Customer Relations Representatives Ryan Smart,
 Patrick Stacy
 Customer Relations Communications Analyst Leah Rindler
 Head Groundskeeper Jay Warnick
 Assistant Groundskeepers Scott Martin, Doug Schallenger
 Groundskeeping Staff Travis Hogan, Terry Lee
 Courier Brian Sloan
 Project Cost Coordinator Tonya Idel
 Stadium Operations Assistant Abby Van Nordstrand
 Receptionist Cynfd Sloan



LAMAR HUNT

FOUNDER



- Born: August 2, 1932
- Died: December 13, 2006
- Pro Football Hall of Fame: 1972



Super Bowls



The National Football League and the American sports community lost a true treasure on December 13, 2006 when Chiefs Founder Lamar Hunt passed away in Dallas, Texas at the age of 74.

Hunt was originally diagnosed with prostate cancer in 1998 and quietly underwent many treatments and surgeries over the next eight years. He maintained his active schedule until entering the hospital for the final time on Nov. 22, 2006. He is survived by his wife, Norma, and their four children; Lamar Jr., Sharon, Clark and Daniel. He was also the proud grandfather of 14 grandchildren.

Hunt is universally recognized as one of the greatest sportsmen in American history. No one would have savored the 50th anniversary celebrations for the American Football League and the Chiefs franchise in 2009 or the celebration of the team's 50th season in Kansas City during 2012 more than Hunt, the individual who served as the guiding force behind the formation of both football entities.

Hunt served as a positive influence on the game for 47 years dating back to his inception of the American Football League in 1959. He was the first AFL figure to be enshrined into the Pro Football Hall of Fame in 1972, a remarkable feat considering he became involved in the game just 13 years earlier.

As the catalyst who brought together the whimsically-named "Foolish Club" comprised of the eight original AFL owners, Hunt's "impossible dream" became a reality when his fledgling league took the field for the 1960 season. On June 8, 1966, the AFL-NFL merger was announced by NFL Commissioner Pete Rozelle, and on Jan. 15, 1967, Hunt's Kansas City Chiefs were participating in the inaugural Super Bowl.

"Before there was a player, coach or a general manager in the league, there was Lamar Hunt," late Patriots owner William Sullivan remarked at Hunt's Hall of Fame induction ceremony. "Hunt was the cornerstone, the integrity of the league. Without him, there would have been no AFL."

Despite his many accomplishments, Hunt's humility was one of his most unwavering and endearing traits. While he modestly declined to take credit for his efforts, he truly played an important role in the design, ongoing development and direction of the modern-day National Football League.

Whether it was serving as the central figure behind the formation of the AFL, playing a key role in the AFL-NFL merger talks in the 1960s, or overseeing many crucial issues concerning pro football and the Chiefs franchise over five decades, few individuals helped change the face of America's favorite game for the better as much as this quiet Texan.

In addition to being a principal negotiator in the

merger of the AFL and NFL in the late 1960s, he was a contributor to the design of the NFL playoff format. He is also credited with accidentally putting the name "Super Bowl" on the NFL's championship game — the name coming from his children's toy "Super Ball." It was Hunt who not only recommended enumerating each Super Bowl with Roman numerals, but also suggested that the league's iconic championship trophy bear the name of Vince Lombardi.

For years, he was an advocate of the two-point conversion — a college and AFL rule that was finally adopted by the NFL in 1994. Hunt had also lobbied for many years that an additional Thanksgiving game be added to the NFL schedule, efforts that were rewarded when the Chiefs hosted the first-



Chiefs Founder Lamar Hunt holds for his son, future Chiefs Chairman and CEO Clark Hunt.

ever Thanksgiving contest at Arrowhead in 2006.

When Arrowhead Stadium re-opened in 2010, Hunt's legacy was honored in Founder's Plaza, an expansive outdoor area that forms a dramatic entrance to the north side of the facility. A nine-foot heroic statue of Hunt stands as a tribute to the Chiefs late founder. In addition, eight fountains for the original eight AFL franchises symbolize Lamar's innovation and dedication to growing the game of football.

Perhaps Hunt's biggest influence on the league was his quiet, yet persuasive voice of reason. Hunt's name is rightfully mentioned alongside other legendary family surnames in pro football history such as Halas, Mara and Rooney for his commitment to putting the betterment of the league ahead of any potential individual gain. His AFL model for the equal sharing of television revenue has helped maintain competitive balance in the NFL for many years.

As the founder of the AFL, he helped pave the way for much of the modern growth of pro football. Possibly the greatest tribute to his contributions to the sport was the naming of the Lamar Hunt Trophy, which is presented annually to the champion of the

American Football Conference.

The early days of the AFL were problem-filled and often tenuous, but Hunt saw his Dallas Texans achieve on-field success. In 1962, the Texans won the AFL Championship with a double-OT victory over the Houston Oilers, the first of three titles won by his franchise during the league's 10-year existence.

Hunt moved his team to Kansas City in 1963, where the organization was renamed the Chiefs. His team truly put Kansas City on the "big-league" map, thanks to a star-studded squad that was the winningest in the 10-year history of the AFL. The Chiefs were among the first teams to scout and sign players from historically black colleges and universities, a progressive approach that yielded key performers such as DT Buck Buchanan, LB Willie Lanier, WR Otis Taylor and CB Emmitt Thomas.

Hunt's team repeated as league champions in both 1966 and 1969. The Chiefs claimed Kansas City's first major sports championship by defeating Minnesota in Super Bowl IV. In the late 1960s, Hunt was closely involved in the original plans for Arrowhead. While other venues of a similar vintage have long since been demolished, Arrowhead serves as a point of pride for Kansas City.

Thanks in large part to the vision and lobbying efforts of Hunt, Jackson County (Missouri) voters approved a 3/8 cent sales tax in April of 2006. That measure raised \$250 million for renovation efforts at Arrowhead. Hunt's longtime dream of hosting a Super Bowl in Kansas City appeared to become a reality when NFL Commissioner Paul Tagliabue announced on November 16, 2005 that NFL owners had passed a proposal to bring the NFL's championship game to Kansas City in February of 2015.

Unfortunately, a provision in the April 2006 election that would have resurrected the "rolling roof" concept for Arrowhead Stadium did not pass. The "rolling roof" was part of Hunt's initial vision for Arrowhead in the 1960s. In its 21st century incarnation, the "rolling roof" would have provided a climate-controlled facility suitable for hosting the Super Bowl, the Final Four and other major events.

Hunt also worked diligently to bring college football to Kansas City. Arrowhead hosted the Dr Pepper Big 12 Conference Championship Game for the fifth time in 2008. In addition to numerous other college football games, Arrowhead also served as a venue for international soccer matches thanks to Hunt.

During the 1990s, Hunt took great pride in his franchise's on-field resurgence as Kansas City compiled a 102-58 (.638) regular season record. Under Hunt's stewardship, the Chiefs developed an intensely-loyal fan following, not just in mid-America, but across the country and around the globe. Kansas City represented the NFL in four American Bowl contests — Berlin, Germany (1990), Tokyo, Japan (1994, 1998) and Monterrey, Mexico (1996).

Nicknamed "Games" during his childhood, Hunt's love of sports was his true lifeblood, an enthusiasm which led to his involvement in six different professional sports leagues and seven sports franchises. Hunt was involved in the development of both NASL and World Championship Tennis.

Hunt was inducted into the respective Halls of Fame of both United States Soccer (1982) and International Tennis (1993). He was also honored by the state Sports Halls of Fame of both Texas (1984) and Missouri (1995). In total, Hunt has been selected

to 11 "Halls of Fame." In 2008, Hunt's bust was added to the "Hall of Famous Missourians" at the state capitol in Jefferson City, Mo.

In 1981, Hunt was inducted into the NFL Alumni Association's prestigious Order of the Leather Helmet. He also received the Francis J. "Reds" Bagnell Award from the Maxwell Club in 1993.

In August of 2009, the Lamar Hunt Super Bowl Gallery officially opened at the Pro Football Hall of Fame in Canton, Ohio. This 4,000-square foot exhibit showcases the greatest moments in Super Bowl history, and is appropriately named after the individual who gave the world's biggest single-game sporting spectacle its current moniker.

In October of 2009, the Missouri DOT officially designated a stretch of I-435 near the Truman Sports Complex as the "Lamar Hunt Memorial Highway."

Truly a sportsman for all seasons, *Soccer America Magazine* named Hunt one of its "25 Most Influential People" in 1999 after the 95-year-old U.S. Open Cup was renamed the "Lamar Hunt U.S. Open Cup." That same year he also received the U.S. Soccer Federation Hall of Fame Medal of Honor, joining former U.S. Soccer President Alan Rothenberg as the only other individual to earn that prestigious distinction. In 2005, the U.S. Soccer Foundation honored Hunt with its Lifetime Achievement Award.

The Hunt family served as the Investor/Operators of the Kansas City Wizards (Sporting KC) franchise of Major League Soccer from 1995-06 and claimed the 2000 MLS Cup. The Hunt family still oversees the operations of two MLS franchises, F.C. Dallas and the Columbus Crew.

Hunt was also one of the founding investors in the six-time World Champion Chicago Bulls of the National Basketball Association. In total, the Hunt family owns 15 championship rings from five different professional sports associations (AFL/NFL, MLS, NBA, NASL and the U.S. Soccer "Open Cup").

A highly-successful businessman outside of sports, one of Hunt's most notable innovations was SubTropolis, the world's largest underground business complex, located just north of Arrowhead. Hunt also envisioned and developed Worlds of Fun, a 165-acre family entertainment complex which opened in 1973, as well as the 60-acre family water recreation park, Oceans of Fun, which was completed in 1982. While both of those entities were sold in 1995, Hunt Midwest Enterprises continues to oversee a diverse range of business interests.

Hunt was born on Aug. 2, 1932 in El Dorado, Ark. and graduated from SMU with a B.S. in Geology in 1956. While at SMU, he was a three-year reserve end on the varsity football team. Hunt was an avid supporter of his alma mater and was an annual fixture at the Cotton Bowl. In May of 2008, he was posthumously inducted as one of four inaugural members of the SMU Athletics Hall of Fame.

Hunt's wife, Norma, continues to be involved in numerous philanthropic and civic efforts in Texas and in Kansas City. She owns the distinction of being the only woman known to have attended all 47 Super Bowls, and was selected to preside over the coin toss at Super Bowl XLI along with Hall of Fame QB Dan Marino.



CLARK HUNT

CHAIRMAN & CEO



- Chairman & CEO: 2010-13
- Chairman of the Board: 2005-10
- Vice Chairman: 2002-04



Clark Hunt has been involved in the leadership of the Kansas City Chiefs for more than a decade and currently serves as the club's chairman and CEO.

In January 2013, Hunt ushered in a new era of Chiefs leadership, hiring Head Coach Andy Reid on Jan. 7 and General Manager John Dorsey a week later on Jan. 14. Hunt also introduced a structure change within the organization, announcing that for the first time in club history, the head coach, the general manager and the team president would all report directly to the chairman and CEO.

"We are thrilled to welcome both Andy and John to the Chiefs family. Each of them is well-respected across the league and brings a great amount of experience to the team. I am very excited for the future of Chiefs football under Andy, John and President Mark Donovan," Hunt said. "I truly believe we have the best leaders in place to guide this franchise to many successful seasons."

In 2012, the Hunts and the Chiefs celebrated 50 years of Chiefs football in Kansas City, paying tribute to Chiefs fans, the Kansas City community, and throughout the entire Chiefs Kingdom.

As part of the year-long anniversary of his father, Lamar Hunt, relocating the team to Kansas City, Hunt initiated a number of fan and game day elements to honor five decades of Chiefs football. As part of the celebration, the Chiefs became the first team in NFL history to reward each season ticket account holder with a personalized Chiefs Nike jersey. In addition to the free jersey, the club introduced a "STH" patch for the jersey that is available exclusively to Chiefs Season Ticket Holders.

Other highlights of the 50-year celebration included a Chiefs fan celebration tour to locations in Missouri and Kansas, as well as the announcement of the Kansas City Chiefs Art Program. Working in conjunction with leading members of the Kansas City business and arts communities, the Hunt family and the Chiefs are assembling a world-class collection of artwork in select spaces at Arrowhead Stadium produced by artists from the surrounding

region, including Missouri, Kansas, Nebraska, Iowa, Oklahoma and Arkansas. The program is designed to help promote regional culture, provide educational opportunities for the youth of Kansas City and engage the community in a way that touches individuals of all ages and walks of life.

Hunt's proven business acumen, coupled with two decades of experience working side-by-side with his father, one of America's sports pioneers, helped shape his vision for the storied franchise.



"Our fans are the foundation of the Chiefs, and our goal is to provide them with a team that can consistently compete for championships and the best game-day experience in the National Football League," Hunt said.

To meet that goal, Hunt and his family committed \$125 million to the renovation of Arrowhead Stadium - an extensive modernization project that will keep Kansas City "The Home of the Chiefs" for decades to come. The \$375-million renovation provides Chiefs fans with the first-class amenities of the finest sports venues in the world while maintaining the distinct soul and mystique that makes Arrowhead one of the most iconic stadiums in the NFL.

Over the last several years, Hunt has emerged as a leading voice among NFL owners. Hunt was one of 10 NFL owners charged by Commissioner Roger Goodell with negotiating the NFL's new Collective Bargaining Agreement which was completed in 2011. Commissioner Goodell praised Hunt's ability to find creative compromises throughout the process and for his leadership in the negotiations.

"[Clark] had a critical role in getting [the] agreement completed and getting us back to football," Commissioner Goodell said in August 2011. "He is very credible, very smart and has a very strong ability to listen and find solutions. He was very effective with both sides. The players clearly expressed that to me, and the owners have expressed that to me. He has, obviously, not only my respect but, obviously, the respect of everyone involved in the negotiations."

OWNERSHIP OF 50 OR MORE YEARS

The Chiefs are one of only six current NFL franchises that have been owned by the same individual family for over 50 years.

Ownership	Franchise	Years
The Halas Family	Chicago Bears	92
William V. Bidwill	Arizona Cardinals	80
The Rooney Family	Pittsburgh Steelers	80
The Hunt Family	Kansas City Chiefs	54
Bud Adams	Tennessee Titans	54
Ralph Wilson, Jr.	Buffalo Bills	54

In 2006, Hunt was asked to serve on the eight-member Commissioner Search Committee which recommended a successor to Paul Tagliabue. In 2007, Commissioner Goodell appointed Hunt to the NFL's Digital Media and International Committees, as well as the Executive Committee of the NFL Management Council. In 2011, Hunt was named chairman of the International Committee and joined the league's Finance Committee.

The Dallas, Texas, native is also a founding investor-operator in Major League Soccer. Hunt serves as Chairman of Hunt Sports Group, the parent company that oversees the operations of FC Dallas. In 2013, Hunt Sports Group sold the operating rights of the Columbus Crew franchise after 18 years of ownership. Hunt is actively involved in the continued growth of MLS and serves as a member of the MLS Board of Governors appointed to the Commissioner's Executive Committee.



Since 2000, Hunt Sports Group has celebrated eight championships with three different MLS clubs, including the 2000 (Kansas City) and 2008 (Columbus) MLS Cup Championships. Hunt Sports Group clubs also claimed the Lamar Hunt U.S. Open Cup in 2002 (Columbus) and 2004 (Kansas City), and earned the MLS Supporters' Shield – awarded to the MLS club with the best regular-season record four times.

In addition to the success on the pitch, Hunt Sports Group has also been at the forefront of stadium development in the United States. In 1999, the Hunt family constructed Crew Stadium in Columbus, Ohio – the first soccer-specific stadium in the United States. In 2005, Hunt Sports Group opened FC Dallas Stadium in Frisco, Texas, which is widely regarded as one of the world's most unique soccer facilities. The stadium has served as a model for soccer-specific stadiums in North America.

Hunt graduated first in his class at Southern Methodist University in 1987, earning a degree in Business Administration with a concentration in finance. He was a two-time recipient of the university's highest academic honor, the Provost Award for Outstanding Scholar. During his career, he was a four-year letterman on the Mustangs nationally-ranked soccer team, earning first-team Academic All-America honors as a junior and senior and serving as a tri-captain his final season. He was named one of the SMU Cox School of Business Outstanding Young Alumni in 2004, and in 2005, he was appointed to the Cox School Executive Board of Trustees. Hunt currently serves on the SMU Board of Trustees.

Clark Knobel Hunt graduated from the St. Mark's School of Texas in 1983. He is married to the former Tavia Shackles of Kansas City. The Hunts are actively involved in numerous philanthropic initiatives in both Kansas City and Dallas, including Harvesters and Lift Up America, as well as the annual Chiefs Charity Game.

In its 27th year, the Chiefs Charity Game is one of the many Kansas City traditions started by the Hunt family and is the longest-running and most successful charity game in the NFL. This initiative provides a local charity with the unique opportunity to expand its capacity to help those in need through the proceeds of the game. Last season's Chiefs Charity Game raised \$550,000 for Big Brothers Big Sisters of Greater Kansas City. In September 2012, the Hunts served as honorary chairs for the 2012 "Treads & Threads" charity event benefiting The University of Kansas Hospital.

As part of the Chiefs celebration of 50 years in Kansas City, Hunt served as the featured speaker at the 10th Annual American Royal Business and Scholarship Luncheon, joining scholarship winners and the business community to kick off the American Royal Season, which has been a Kansas City tradition since 1899.

In April 2013, Hunt and his family received the Metropolitan Community College 'Five Star Award' for their significant contributions to the Kansas City community over the last five decades.

Hunt was also recognized as a Community SuperStar by the Jewish Community Center of Greater Kansas City for his commitment to the city through athletics and charitable giving in 2013.

The Hunts have three children - Gracelyn, Knobel and Ava.



MARK DONOVAN

PRESIDENT




- 15th NFL Season
- 5th with Chiefs

Entering his 15th season in the National Football League and his fifth season in Kansas City, Mark Donovan was named the fifth president in Chiefs history in January 2011 after serving two years as the club's Chief Operating Officer. As president, Donovan is responsible for all aspects of the club's business operations and reports directly to Chairman and CEO Clark Hunt.

"I want to thank Clark and the entire Hunt family for their support, confidence and trust," Donovan said when he was named president. "It is a real privilege to be part of such a storied franchise, and it's especially exciting to have the opportunity to play an active role in shaping the next chapter in Chiefs history."

Recognized as one of the league's most innovative executives, Donovan brings unique experience and perspective to the team. He is one of only a few executives league-wide who has worked both at the NFL league office and for a club, with valuable perspective and strong relationships both in the Kansas City area and on the national level.



Donovan has led a renewed focus on the Chiefs fan experience, building on the direction of the Hunt family and Founder Lamar Hunt's sentiment that "our fans are our lifeblood." Under Donovan's direction, the team has emerged as a league leader in fan engagement - from the electric atmosphere at Arrowhead Stadium on game day to the rapid rise of kcchiefs.com as the premiere online destination for Chiefs fans. He was recently selected as one of eight representatives league-wide to serve on the Fan Engagement Working Club Executive Committee.

Under Donovan's leadership, the Kansas City Chiefs partnered with The University of Kansas Hospital in 2012, bringing a comprehensive healthcare program to the organization, encompassing its players, staff and fans. As the Official Healthcare Provider of the Chiefs, The University of Kansas Hospital provides a

complete team of physician specialists for the Chiefs. In addition, the hospital manages and provides care in the first aid stations at Arrowhead Stadium. Showcasing the integrated approach to the partnership, the Chiefs practice facility was renamed The University of Kansas Hospital Training Complex. Plans for the training complex include a sports medicine clinic to provide on-site medical personnel and equipment to Chiefs players. The clinic will be open to the public, serving athletes of all ages.

Starting with the 2012 preseason, Donovan helped shape the club's live broadcast efforts as 65 Toss Power Trap Productions, the award-winning production arm of the Chiefs organization, made its debut in live-game production, creating and designing the team's preseason broadcasts in-house under its staff of producers and directors. Last season, the Chiefs were recognized for their creative efforts, garnering seven Emmy Awards.

In 2012, the Chiefs celebrated 50 years of football in Kansas City. As part of the year-long anniversary of Lamar Hunt relocating the team to Kansas City, Donovan helped implement a number of fan and gameday initiatives to honor five decades of Chiefs football. As part of the celebration, the Chiefs became the first team in NFL history to reward each season ticket account holder with a personalized Chiefs Nike jersey.

The team also resurrected three gameday elements that harkened back to a bygone era of Chiefs football, paying tribute to the history and tradition of professional football in Kansas City with a 'GO CHIEFS' banner to highlight player introductions that initially debuted in the club's first game in Municipal Stadium in 1963. The team also reintroduced an eight-foot drum that was hit by a special guest at each game to lead the Arrowhead Stadium crowd in a pregame cheer, and the club brought back the Ring of Honor on the stadium's upper level façade.

In addition to being the first NFL team to reward Season Ticket Holders with a team jersey, the club continues to pioneer advancements for Season Ticket Holders as the club is the first in the NFL to develop a fully-integrated experience that incorporates ticketless technology, exclusive content and a rewards program. This program debuted in 2012 with a membership card that allowed Season Ticket Holders special concession pricing and merchandise discounts, as well as serving as a game ticket. Continuing that trend, the organization launched Chiefs Kingdom Pass in 2013, which is a personalized web portal for Season Ticket Holders that delivers an upgraded web experience that includes a points-based

rewards program, exclusive content and fast and convenient ticket management.

In addition to connecting Chiefs fans to the team they love, Donovan has overseen a period of tremendous business growth, re-establishing Arrowhead Stadium as a best-in-class venue for sports and entertainment. In Donovan's first year as president, Arrowhead was one of only six stadiums around the country to host both Kenny Chesney and Taylor Swift for concert stops. In 2013, Chesney made a tour stop for the third-consecutive summer at Arrowhead Stadium. National country music recording artists Eric Church (2013), Tim McGraw (2012) and Zac Brown Band (2011) have all joined Chesney for his tour stops at Arrowhead Stadium.

Locally, the Chiefs continue to have a major economic impact in the Kansas City community. Chiefs games generate more than \$400 million annually, including \$126 million in household income. They also support nearly 5,000 jobs and provide \$10.5 million in annual tax revenue for the State of Missouri. Outside of Chiefs games, other events at Arrowhead Stadium, such as college football contests, have provided \$63 million in visitor spending to the local economy and \$3.2 million in annual tax revenue for the State of Missouri.

Donovan has also created a new approach to sponsorships, setting a strategy to partner with companies which share the vision, qualities and values of the Kansas City Chiefs. This strategy has resulted in partnerships that are not only mutually-beneficial to the Chiefs and the corporations but to Chiefs fans and the Kansas City community. Nowhere is this more evident than in the Chiefs Hall of Honor presented by Time Warner Cable, the Chiefs Sports Lab powered by Blue KC or the partnership with Truman Medical Centers focused on healthy living in the urban core.

His leadership extends to the community, where he has initiated a more strategic approach to the Chiefs charitable giving and community involvement, allowing the team to focus resources

for greater impact to the community. With this approach, the club has taken leadership roles in serving the hungry in the region, supporting children's health and wellness initiatives and providing opportunities for families and children in crisis. The Chiefs Charity Game, one of the many Kansas City traditions started by the Hunt family, is the longest-running and most successful charity game in the National Football League and last year raised \$550,000 for Big Brothers Big Sisters of Greater Kansas City.

Donovan is also personally committed to the community, serving in numerous civic and charitable leadership roles, including the Board of Directors for the Greater Kansas City Chamber of Commerce, Truman Medical Centers, the Kansas City Convention and Visitors Association, chairing the 2013 Kansas City Art Institute Gala with his wife Kathy, and serving as a committee chair for the 2013 United Way Annual Campaign. He and Kathy were pleased to chair the 2012 Ronald McDonald House Red Shoe Shindig, co-chair Cristo Rey's Dancing with the Stars and serve on the committee for Treads and Threads, benefitting The University of Kansas Hospital.

Donovan arrived in Kansas City after six years with the Philadelphia Eagles as Senior Vice President of Business Operations (2003-08).

Prior to joining the Eagles, Donovan held leadership roles as the NFL's Senior Director of Sales and Marketing (1999-03) and the Director of Sales and Marketing for the National Hockey League (1997-99). He also brings seven years of experience in the private business sector.

The Pittsburgh, Pa., native graduated from Brown University with a double major in Political Science and Organizational Behavior/Management. He captained the Brown football squad as the team's quarterback and signed with the New York Giants as a free agent upon graduation.

He and his wife, Kathy, have two children and reside in Kansas City.



JOHN DORSEY

GENERAL MANAGER



- 29th NFL Season
- 1st with Chiefs
- 23rd Year NFL Personnel
- 1st with Chiefs



Super Bowls



Conference Titles



Division Titles

John Dorsey was named the sixth general manager in Kansas City Chiefs history on January 14, 2013. Dorsey enters his first season as an NFL general manager and his 23rd year as a player personnel member.

Prior to joining the Chiefs, Dorsey most recently served as Director – Football Operations for the Green Bay Packers (2012). Before being promoted to that post, Dorsey served 12 years as the Packers' Director of College Scouting (2000-11).

A player for the Packers during the 1980s, Dorsey oversaw the college portion of Green Bay's scouting operations and was also actively involved in the area of pro personnel throughout his tenure.

The Packers re-hired Dorsey as Director of College Scouting on May 8, 2000, by then-Packers Executive Vice President/General Manager Ron Wolf, after Dorsey had served as a key component in Green Bay's personnel operations for nine years. He was first hired as a college scout in May 1991 with a focus on linebackers and was ultimately promoted to his first stint as Director of College Scouting on Feb. 27, 1997.



It was during his time as a college scout and eventually as Director of College Scouting that Dorsey began his association with Chiefs Head Coach Andy Reid, who served as the Packers' tight ends/assistant offensive line coach (1992-96) and quarterbacks coach (1997-98).

With Dorsey at the helm of the college scouting department, working closely with multiple general managers (Mike Sherman and Ted Thompson) during his tenure, the Packers found success building depth on their team through the annual NFL Draft.

Most notably, the Packers selected QB Aaron Rodgers with the 24th overall pick in the 2005 NFL Draft, even with veteran QB Brett Favre still in the starting role, setting themselves up with a young quarterback to learn the system for the future. Prior to the 2008 season, Green Bay parted ways with Favre and ushered in the Aaron Rodgers era. Since that time, Rodgers has led the Packers to four postseason appearances (including 2012), and

DORSEY'S FOOTBALL CAREER

1980-83	Connecticut	Linebacker
1984-98	Green Bay Packers . . .	Linebacker ('84-89) College Scout ('91-96) Director of College Scouting ('97-98)
1999	Seattle Seahawks . . .	Dir. of Pro Personnel
2000-12	Green Bay Packers . . .	Dir. of College Scouting ('00-11) Director of Football Operations ('12)
2013	Kansas City Chiefs	General Manager

orchestrated a 31-25 victory in Super Bowl XLV against the Pittsburgh Steelers. For his performance in that game, Rodgers was named Super Bowl MVP.

Along with Rodgers, the Packers have drafted a number of young players that have become mainstays on both the offensive and defensive sides of the ball under Dorsey's direction in the college scouting department.

LB A.J. Hawk (one), WR Greg Jennings (two), NT B.J. Raji (one) and LB Clay Matthews (three) – all drafted under the watchful eye of Dorsey – have garnered Pro Bowl honors in their careers. Green Bay has accumulated a deep roster of contributors in the draft with key players such as WR Jordy Nelson and TE Jermichael Finley in the passing game, offensive linemen G/T T.J. Lang and T Bryan Bulaga, as well as offensive threat and special teams ace WR Randall Cobb.

Hired as director of player personnel for the Seattle Seahawks on Jan. 26, 1999, as he followed former Packers coach Mike Holmgren to the Pacific Northwest, Dorsey resigned from that position just over a year later, leaving shortly after the 2000 NFL Draft to rejoin the Packers organization.

Additionally, Dorsey is on the board of directors for National Football Scouting and is a former member of the NFL College Advisory Committee. He is also a member of the NFL Scouting Combine selection committee and is a voting member of the collegiate Butkus Award given to the nation's top linebacker. Dorsey is the only NFL voting member of the Harris Interactive College Football Poll.

Selected by Green Bay in the fourth round of the 1984 NFL Draft, Dorsey played five seasons (1984-88) for the Packers at linebacker and on special teams before spending a final year on injured reserve in 1989. He totaled 130 tackles in his NFL career, in addition to two fumble recoveries and one pass defended. Dorsey led Green Bay's special teams in solo tackles in three of his first four seasons, which helped him earn the nomination to be the Packers' special teams captain. His 35 special teams tackles in 1984 are still a single-season club record.

A four-year starter at the University of Connecticut (1980-83), Dorsey was named Defensive Player of

the Year in the Yankee Conference during each of his final two collegiate seasons and is the all-time leading tackler in the now-defunct conference's history. He also earned Division I-AA All-America recognition as a senior and, in 1998, he was selected to the school's 100th Anniversary All-Time Football Team. In 2002, Dorsey was inducted into the Anne Arundel (Md.) County Sports Hall of Fame. He graduated with bachelor's degrees in economics and political science.

Heavily involved in the community throughout his playing career, especially with the Wisconsin Cystic Fibrosis Foundation, Dorsey currently serves on the board of "65 Roses." He was voted as the Packers' Man of the Year in 1987 for his civic contributions. Dorsey enjoys playing golf, reading and running – having completed two marathons.



Education: Connecticut (B.A. 1983). **Born:** Leonardtown, Md. **Family:** Wife - Patricia; Children - Sons Bryant, Austin, Jack and a daughter, Catherine.

DORSEY'S NFL RECORD AS AN NFL PERSONNEL MAN

Year	Reg. Season	Pct.	Playoffs	Overall	Result
1991	4-12	.250	0-0	4-12	4th in NFC Central
1992	9-7	.563	0-0	9-7	2nd in NFC Central
1993	9-7	.563	1-1	10-8	3rd in NFC Central; Reached Divisional Playoffs
1994	9-7	.563	1-1	10-8	2nd in NFC Central; Reached Divisional Playoffs
1995	11-5	.688	2-1	13-6	1st in NFC Central; Reached NFC Championship
1996	13-3	.813	3-0	16-3	1st in NFC Central; Won Super Bowl XXXI
1997	13-3	.813	2-1	15-4	1st in NFC Central; Lost Super Bowl XXXII
1998	11-5	.688	0-1	11-6	2nd in NFC Central; Reached Wild Card Playoffs
1999*	9-7	.563	0-1	9-8	1st in AFC West; Reached Wild Card Playoffs
2000	9-7	.563	0-0	9-7	3rd in NFC Central
2001	12-4	.750	1-1	13-5	2nd in NFC Central; Reached Divisional Playoffs
2002	12-4	.750	0-1	12-5	1st in NFC North; Reached Wild Card Playoffs
2003	10-6	.625	1-1	11-7	1st in NFC North; Reached Divisional Playoffs
2004	10-6	.625	0-1	10-7	1st in NFC North; Reached Wild Card Playoffs
2005	4-12	.250	0-0	4-12	4th in NFC North
2006	8-8	.500	0-0	8-8	2nd in NFC North
2007	13-3	.813	1-1	14-4	1st in NFC North; Reached NFC Championship
2008	6-10	.375	0-0	6-10	3rd in NFC North
2009	11-5	.688	0-1	11-6	2nd in NFC North; Reached Wild Card Playoffs
2010	10-6	.625	4-0	14-6	2nd in NFC North; Won Super Bowl XLV
2011	15-1	.938	0-1	15-2	1st in NFC North; Reached Divisional Playoffs
2012	11-5	.688	TBD	TBD	1st in NFC North; TBD
TOTALS	219-133	.622	16-13	235-146	10 Div. Titles, 3 NFC Titles, 2 SB Titles

*1999 Season was spent with Seattle. All other seasons with Green Bay.



ANDY REID
HEAD COACH



- 22nd NFL Season
- 1st with Chiefs
- 15th Year NFL Head Coach
- 31 Years Overall Exp.



Andy Reid enters his first season with Kansas City in 2013. He was hired as the club's 13th head coach in franchise history on January 7, 2013. Reid joins the Chiefs after 14 seasons as Head Coach/Executive Vice President of Football Operations of the Philadelphia Eagles where he compiled a 130-93-1 (.583) regular season record. He added six division titles, five NFC Championship appearances and one Super Bowl appearance. In his coaching career, Reid's teams have made the playoffs 15 times (19-14 record), and he has coached in three Super Bowls and eight NFC Championship Games. He owns three NFL Coach of the Year titles.

One of the most successful coaches in professional sports, Reid utilizes a passionate, yet workmanlike approach as an NFL head coach. A former offensive lineman at BYU, Reid still lives and works with those humble principles he learned during his time in the trenches.

His vision, his dedication and his organizational skills have been impeccable during his coaching career. Reid joined Philadelphia as head coach in 1999 and remained in that role through the 2012 season, becoming one of just 11 first-time NFL head coaches to lead 12-or-more seasons with the same club. Reid assumed the additional role of Executive Vice President of Football Operations in 2001.



In addition to his 130-93-1 regular season record, he owns 10-9 postseason record as a head coach. His 140 wins in regular season and postseason play rank 22nd in NFL history. Among active head coaches through the end of the 2012 season, Reid ranks fifth in regular season and playoff wins, trailing only Bill Belichick (204), Mike Shanahan (175), Tom Coughlin (163) and Jeff Fisher (154). While compiling his 10-9 postseason record, Reid led the Eagles franchise to one Super Bowl appearance, a game that saw Philadelphia fall by a mere field goal to the New England Patriots in Super Bowl XXXIX following the 2004 season.

Reid guided Philadelphia to nine playoff appearances (2000, 2001, 2002, 2003, 2004, 2006, 2008, 2009, 2010) during his 14-year tenure in the

REID'S FOOTBALL CAREER

1979-82	BYU	Tackle/Guard ('79-81) Graduate Assistant ('82)
1983-85	San Francisco State	Off. Coordinator/ Offensive Line
1986	Northern Arizona	Offensive Line
1987-88	Texas-El Paso	Offensive Line
1989-91	Missouri	Offensive Line
1992-98	Green Bay Packers	TE/OL ('92-96) Quarterbacks ('97-98)
1999-12	Philadelphia Eagles	Head Coach ('99-00) HC/Exec. V.P. Football Ops ('01-12)
2013	Kansas City Chiefs	Head Coach

City of Brotherly Love. During that time period, only Indianapolis (12) and New England (10) had more postseason appearances than the Eagles. Reid's playoff accomplishments as a head coach include six NFC East division titles (2001, 2002, 2003, 2004, 2006, 2010), five NFC Championship Games (2001, 2002, 2003, 2004, 2008) and one Super Bowl berth (XXXIX). When you include his time as an NFL assistant coach, his teams have made the playoffs 15 times (19-14 record), and he has coached in three Super Bowls and eight NFC Championship Games.

Among coaches with 200 games under their belt, Reid's winning percentage ranks 13th all-time and second among active coaches behind Belichick. Reid is also one of six active coaches in the NFL to have reached the century mark in regular and postseason wins, joining Belichick, Shanahan, Coughlin, Fisher and John Fox.

Most recently, the Eagles captured their sixth NFC East division title under Reid in 2010 as they set franchise records in points scored (439, 3rd in NFL), total net yards (6,230, 2nd in NFL) and yards per rushing attempt (5.4, 1st in NFL). Along the way, Reid played a vital role in the rebirth of QB Michael Vick, who earned Comeback Player of the Year honors as well as a Pro Bowl berth. Reid, himself, earned Coach of the Year honors from the Maxwell Football Club.

In 2008, Reid became the 37th coach to reach the 100-win plateau, and the 22nd to win 100 games with one franchise. He overcame a 5-5-1 start to reach the NFC Championship game.

In 2006, the Eagles lost six of their first 11 games and two of their most explosive players in QB Donovan McNabb and DE Jevon Kearse, but Reid led a season-ending, five-game win streak to capture the NFC East division title.

The 2004 Eagles clinched the NFC East title with five games remaining in the regular season and the No. 1 seed in the NFC playoffs after a 13-1 start. Along the way, Reid passed Greasy Neale for the

most wins in franchise history as the Eagles earned their first trip to the Super Bowl since 1980.

In 2003, Philadelphia overcame an 0-2 start and a slew of injuries to post its second consecutive 12-win season. A year earlier, Reid was the overwhelming choice as the NFL's Coach of the Year as the Eagles thrived without the services of McNabb to still capture home-field advantage in the NFC playoffs.

After a 5-11 mark in his first season, Reid led the 2000 Eagles to the greatest turnaround in franchise history, finishing second in the NFC East at 11-5 and earning a trip to the NFC Divisional Playoffs. For his efforts, Reid was named the NFL's Coach of the Year by the Maxwell Football Club, *The Sporting News*, and *Football Digest*.

Throughout his time in the NFL, Reid has continuously evaluated what is best for the game of football, serving on the NFL Competition Committee's Coaches Subcommittee. The subcommittee is instrumental in providing feedback to the NFL Competition Committee for potential rule changes and ways to improve the game.

"I am a huge fan of Coach Reid," NFL Commissioner Roger Goodell said. "He is a person I have tremendous respect for as a coach and family man. Andy has been very helpful to me as Commissioner. He has tremendous insight into our game, and we are fortunate to have him in the NFL."

Reid was originally introduced as the head coach of the Philadelphia Eagles on Jan. 11, 1999, after spending seven seasons as an assistant coach with the Green Bay Packers under Head Coach Mike Holmgren. During his seven years with the Packers, Reid served as the tight ends coach and assistant offensive line coach (1992-96) and as quarterbacks coach (1997-98). In his span with the Packers, the team reached the playoffs six times and represented the NFC twice in back-to-back Super Bowls, defeating New England in Super Bowl XXXI and falling to Denver in Super Bowl XXXII.

During his two-year stint as quarterbacks coach, Reid worked with Packers quarterback Brett Favre. While tutoring Favre, Reid and the Packers won their second straight NFC title and Favre garnered league MVP honors for the third consecutive season. In his first NFL coaching role, Reid oversaw the tight ends while assisting Offensive Line Coach Tom Lovat. Under Reid's watchful eye, tight ends Mark Chmura and Keith Jackson earned trips to the Pro Bowl as part of the NFC roster.

Prior to joining the NFL ranks, Reid's final collegiate stop was also in the Show-Me State as he coached the offensive line at the University of Missouri (1989-91). Prior to his stint with the Tigers, Reid spent two years working with the offensive line at the University of Texas – El Paso, and before that, he held the same position with Northern Arizona. In 1983, Reid took the position of offensive coordinator

MOST NFL WINS AS HEAD COACH

1.	Don Shula	347
2.	George Halas	324
3.	Tom Landry	270
4.	Curly Lambeau	229
5.	Chuck Noll	209
6.	Marty Schottenheimer	205
	Bill Belichick	205
8.	Dan Reeves	201
9.	Chuck Knox	193
10.	Bill Parcells	183
11.	Mike Shanahan	175
12.	Mike Holmgren	174
13.	Joe Gibbs	171
14.	Paul Brown	170
15.	Bud Grant	168
16.	Tom Coughlin	163
17.	Bill Cowher	161
18.	Jeff Fischer	154
	Marv Levy	154
20.	Steve Owen	153
21.	Tony Dungy	148
22.	Andy Reid	140
23.	Hank Stram	136
24.	Weeb Ewbank	134
25.	Mike Ditka	127

* *Bold Denotes Active NFL Coaches*

and offensive line coach at San Francisco State, helping the Gators lead the nation in passing and total offense for three consecutive years (1983-85).

A tackle and guard at Brigham Young University from 1979-81, Reid entered the coaching ranks as a graduate assistant at BYU under Head Coach LaVell Edwards in 1982. It was in that time at BYU that Reid began his association with Holmgren, who served as the quarterbacks coach for the Cougars. While at BYU, Reid earned both a bachelor's degree in physical education and a master's degree in professional leadership in physical education and athletics. While playing for the Cougars, Reid was also a columnist for the Provo Daily Herald.

A native of Los Angeles, Reid prepped at John Marshall High School in Los Angeles and went on to go to Glendale (Calif.) Junior College before attending BYU. In 2012, Reid was inducted into the Marshall High School Athletic Hall of Fame and was named to the Glendale Junior College Hall of Fame in 2003.

Education: Brigham Young University (B.A. 1981). **Born:** Los Angeles, Calif. **Family:** Wife - Tammy; Children - Sons Spencer, Britt and the late Garrett, and daughters Drew Ann and Crosby.

REID'S HEAD COACHING RECORD

Year	Reg. Season	Pct.	Playoffs	Overall	Result
1999	5-11	.313	0-0	5-11	5th in NFC East
2000	11-5	.688	1-1	12-6	2nd in NFC East; reached divisional playoffs
2001	11-5	.688	2-1	13-6	1st in NFC East; reached NFC Championship Game
2002	12-4	.750	1-1	13-5	1st in NFC East; reached NFC Championship Game
2003	12-4	.750	1-1	13-5	1st in NFC East; reached NFC Championship Game
2004	13-3	.813	2-1	15-4	1st in NFC East; reached Super Bowl XXXIX
2005	6-10	.375	0-0	6-10	4th in NFC East
2006	10-6	.625	1-1	11-7	1st in NFC East; reached divisional playoffs
2007	8-8	.500	0-0	8-8	4th in NFC East
2008	9-6-1	.594	2-1	11-7-1	2nd in NFC East; reached NFC Championship Game
2009	11-5	.688	0-1	11-6	2nd in NFC East; reached wild card round
2010	10-6	.625	0-1	10-7	1st in NFC East; reached wild card round
2011	8-8	.500	0-0	8-8	2nd in NFC East
2012	4-12	.250	0-0	4-12	4th in NFC East
TOTALS	130-93-1	.583	10-9	140-102-1	9 Playoff Appearances, 6 Div. Titles, 1 NFC Title

**All with the Philadelphia Eagles*

REID'S COACHING TREE

Throughout his time in Philadelphia, Andy Reid constructed quality coaching staffs to assist him. A number of those assistants have since gone on to coordinator or head coaching responsibilities for other NFL franchises. Below is a list of notable coaches who have come from Andy Reid's Philadelphia staffs:

Coach	Current Team	Years	Position
John Harbaugh	Baltimore	2008-present	Head Coach
Leslie Frazier	Minnesota	2010-present	Head Coach
Ron Rivera	Carolina	2011-present	Head Coach
Steve Spagnuolo	New Orleans	2012-present	Def. Coordinator/Former STL HC
Pat Shurmur	Philadelphia	2013	Off. Coordinator/Former CLE HC
Brad Childress	Kansas City	2013	Special Projects/Former MIN HC

REID'S STAFF MEMBERS WITH NFL PLAYING EXPERIENCE

Head Coach Andy Reid's has assembled a staff with a number of coaches who are former NFL players to assist him in Kansas City. A total of six assistant coaches on Reid's staff account for 65 total years of playing experience in the NFL. A list of the former players, their teams and playing years is below.

Coach	Position	Total Years	Team(s)	Years	Years of Service
Eric Bieniemy	RB	9	San Diego	1991-94	4
			Cincinnati	1995-98	4
			Philadelphia	1999	1
Eugene Chung	OL	8	New England	1992-94	3
			Jacksonville	1995	1
			Indianapolis	1996	1
			Kansas City	1998	1
			Kansas City	1999	1
			Tampa Bay	1997	1
Al Harris	CB	15	Philadelphia	1998-02	5
			Green Bay	2003-09	7
			Miami	2010	1
			St. Louis	2011	1
			Seattle	1989-93	5
Andy Heck	OL	12	Chicago	1994-98	5
			Washington	1999-00	2
			Miami	1993-94	2
Doug Pederson	QB	12	Green Bay	1995-98	4
			Philadelphia	1999	1
			Cleveland	2000	1
			Green Bay	2001-04	4
Emmitt Thomas	DB	13	Kansas City	1966-78	13



DAVID CULLEY
*ASSISTANT HEAD COACH/
 WIDE RECEIVERS*



- 20th Year NFL Coach
- 1st with Chiefs



David Culley enters his first season as the Chiefs assistant head coach/wide receivers coach in 2013, beginning his 20th season as an NFL assistant coach. Prior to arriving in Kansas City, Culley served 14 seasons as the wide receivers coach for the Philadelphia Eagles (1999-2012) working for Chiefs Head Coach Andy Reid who held the same role for the Eagles during that timeframe.

In his current position in Kansas City, Culley will play a vital role in assisting Reid, Offensive Coordinator Doug Pederson and the entire offensive staff in formulating all aspects of the offensive gameplan, in addition to tutoring the club's wide receiving corps.

With the Eagles, Culley tutored two up-and-coming NFL talents in DeSean Jackson and Jeremy Maclin. Jackson earned back-to-back Pro Bowl berths in 2009-10. In his first three years, Maclin caught more passes (189) than any other player in team history besides TE Keith Jackson (194).

Culley joined the Eagles after a three-year stint as the Pittsburgh Steelers wide receivers coach. During that three-year span, the Steelers reached the playoffs twice, advancing to the AFC title game in 1997 and to the divisional playoffs the previous season. In all, Culley has made six appearances in conference championship games.



Culley was recruited by Bill Parcells as a quarterback at Vanderbilt University. After his collegiate playing career was over, he coached the running backs at Austin Peay University (1978). He then returned to his alma mater to coach the Commodores receivers (1979-81).

CULLEY'S FOOTBALL CAREER

1973-77	Vanderbilt	Quarterback
1978	Austin Peay	Running Backs
1979-81	Vanderbilt	Wide Receivers
1982	Middle Tennessee State	QBs/RBs
1983	Tennessee-Chattanooga	Wide Receivers
1984	Western Kentucky	QBs/WRs
1985-88	Southwestern Louisiana	Quarterbacks
1989-90	Texas-El Paso	Offensive Coordinator/ Running Backs/Wide Receivers
1991-93	Texas A&M	Wide Receivers
1994-95	Tampa Bay Buccaneers	Wide Receivers
1996-98	Pittsburgh Steelers	Wide Receivers
1999-12	Philadelphia Eagles	Wide Receivers (99-10) Senior Offensive Assistant (11-12)
2013	Kansas City Chiefs	Assistant Head Coach/ Wide Receivers

He went on to make one-year stops at Middle Tennessee State, Tennessee-Chattanooga and Western Kentucky with a four-year stay as quarterbacks coach at Southwestern Louisiana, where he coached former Eagles player Brian Mitchell. Under Culley's direction, Mitchell became the first player in NCAA history to pass for more than 5,000 yards and rush for more than 3,000 yards in a career.

Culley served as the offensive coordinator/running backs/wide receivers coach at the University of Texas-El Paso (1989-90) before joining the coaching staff at Texas A&M as the wide receivers coach (1991-93).

His first NFL coaching job came at Tampa Bay as he coached the Buccaneers wideouts (1994-95). He then moved on to coach the wide receivers for the Pittsburgh Steelers (1996-98). In 1997, with Culley's help, Steelers WR Yancey Thigpen caught 79 passes for a Steelers single-season record 1,398 yards and seven touchdowns en route to Pro Bowl honors.

Culley graduated from Vanderbilt University with a degree in health and physical education.

Education: Vanderbilt University (B.S. 1978).
Born: Sparta, Tenn. **Family:** Wife - Carolyn; Children - Monty and Jessie.



DOUG PEDERSON

OFFENSIVE COORDINATOR



- 17th NFL Season
- 1st with Chiefs
- 5th Year NFL Coach
- 1st with Chiefs



Doug Pederson enters his first season with the Chiefs after spending the previous four seasons in Philadelphia where he coached under Chiefs Head Coach Andy Reid.

Pederson served as the Eagles quarterbacks coach in 2011-12 after being the offensive quality control coach for two seasons (2009-10). During his time coaching the Philadelphia signal callers in 2011, the Eagles set franchise records with 6,386 yards and 356 first downs, and Michael Vick became the 2nd quarterback in NFL history to record consecutive seasons with 3,000-yards passing and 500-yards rushing. Vick posted career highs in passing yards (3,303), attempts (423) and completions (253).

In 2010, Pederson assisted an offensive output that set franchise records for points scored (439, 3rd in NFL), total net yards (6,230 2nd in NFL) and yards per rushing attempt (5.4, 1st in NFL).



Before entering the NFL coaching ranks, Pederson was the head coach at Calvary Baptist Academy in Shreveport, La. During his tenure there, he compiled a 40-11 record and captured the school's first district title in 2007.

PEDERSON'S FOOTBALL CAREER

1986-90	Northeast Louisiana	Quarterback
1992	NY/NJ Knights (WIAA)	Quarterback
1993-94	Miami Dolphins	Quarterback
1995	Rhein Fire (World League)	Quarterback
1995-98	Green Bay Packers	Quarterback
1999	Philadelphia Eagles	Quarterback
2000	Cleveland Browns	Quarterback
2001-04	Green Bay Packers	Quarterback
2005-08	Calvary Baptist Academy	Head Coach
2009-12	Philadelphia Eagles	Off. Quality Control (09-10) Quarterbacks (11-12)
2013	Kansas City Chiefs	Off. Coordinator


A 12-year NFL veteran, Pederson originally signed as a rookie free agent with the Miami Dolphins in 1991. He spent time with Miami (1993-94), Green Bay (1995-98, 2001-04), Philadelphia (1999) and Cleveland (2000).

His best season came in 1999 with the Eagles as he threw for 1,276 yards and seven touchdowns in nine starts. During his NFL career, Pederson backed up Dan Marino, Brett Favre and Donovan McNabb.

In 1992 and 1995, he played quarterback in the World Football League for the New York/New Jersey Knights and the Rhein Fire, respectively.

Born January 31, 1968 in Bellingham, Wash., Pederson was a three-sport star in football, baseball and basketball at Ferndale (Wash.) High School before attending Northeast Louisiana as a quarterback. He went on to earn a in degree in management.

Education: Northeast Louisiana (B.A. 1990).
Born: Bellingham, Wash. **Family:** Wife - Jeannie; Children - Drew, Josh and Joel.



BOB SUTTON

DEFENSIVE COORDINATOR



- 14th Year NFL Coach
- 1st with Chiefs

02
Division Titles

Bob Sutton was named the Chiefs defensive coordinator in 2013 after spending 13 years with the New York Jets working on the club's defensive staff. He enters his 14th year in the NFL and his first with the Chiefs after most recently serving as the Jets assistant head coach/linebackers coach (2012). Prior to being promoted to that post, Sutton served as the team's senior defensive assistant/linebackers coach (2009-11) when Head Coach Rex Ryan joined the club in 2009.

From 2006-08, Sutton served as the Jets defensive coordinator after beginning his Jets tenure with a six-year stint as linebackers coach. In 2008, Sutton's defensive unit was ranked near the top of the league in rushing defense (94.9 yards per game) and yards per rush allowed (3.7 avg.), the team's best statistical showing since 1993. The club scored five defensive touchdowns, which set a new team record. His units racked up 41 sacks to rank seventh in the NFL while their 30 takeaways were tied for fifth-best in the NFL.

As the club's linebackers coach in 2005, he guided LB Jonathan Vilma to his first Pro Bowl appearance after finishing with an NFL-leading 187 tackles. In 2004, Vilma became only the third Jets player in team history to be voted Associated Press NFL Defensive Rookie of the Year after finishing the 2004 season with 118 tackles, 2.0 sacks, three pressures and three interceptions. In that season, the Jets defense finished fourth in the NFL in points allowed (16.3) and fifth against the run (97.9).

In his first year with New York in 2000, the club's 3-4 defense was led by LBs Marvin Jones (125 tackles) and Mo Lewis (10.0 sacks), with Lewis earning his third-consecutive Pro Bowl.



Sutton spent nine years as the head coach at Army (1991-99) and achieved remarkable success, including guiding the Cadets to just their fourth bowl appearance. Nine seasons at Army placed him second in coaching tenure, trailing only legendary Head Coach Earl "Red" Blaik, who guided the Cadets for 18 seasons.

From 1995-96, Sutton's Army team rattled off

SUTTON'S FOOTBALL CAREER

1972-73	Michigan	Grad. Assistant/ Linebackers/Defensive Backs
1974	Syracuse	Linebackers
1975-76	Western Michigan	Def. Coord./Linebackers
1977-79	Illinois	Def. Coordinator/Linebackers
1980-81	Western Michigan	Off. Coord./ Quarterbacks/Wide Receivers
1982	North Carolina State	Running Backs
1983-99	Army	Defensive Coordinator ('83-90) Head Coach ('91-99)
2000-12	New York Jets	Running Backs Defensive Coordinator ('06-08) Senior Def. Assistant/Linebackers ('09-11) Assistant Head Coach/Linebackers ('12)
2013	Kansas City Chiefs	Defensive Coordinator

11 straight wins, the longest winning streak at the school in five decades. Army finished as the nation's top-ranked rushing offense in 1993, 1996 and 1998.

In the 1996 season, the Cadets posted one of their finest seasons in history as the team notched a team-record 10 victories and earned a spot in the Independence Bowl. The offense set a school record for total offense in a single season, while the defense ranked ninth in total defense and sixth in rushing defense. Sutton became the first Army coach to defeat Navy five straight times (1992-96).

The 1996 Army squad won the Commander-In-Chief's Trophy. Sutton's efforts were recognized as he won the Bobby Dodd Coach of the Year Award, making him the first Army coach since Tom Cahill in 1966 to earn the award. One of six finalists for the Bear Bryant Coach of the Year Award, he was named the Metropolitan Football Writers Division I Coach of the Year and the GTE Regional Coach of the Year by the AFCA.

Prior to serving as Army's head coach, Sutton was the Cadets' defensive coordinator for eight years (1983-90). Sutton coached the running backs at North Carolina State under Monte Kiffin in 1982. He had two tours of duty at Western Michigan under Elliott Uzelac (1980-81 and 1975-76), serving first as defensive coordinator and later as offensive coordinator. Sutton worked as defensive coordinator and linebackers coach at Illinois (1977-79). In 1974, he was the linebackers coach at Syracuse. He began his coaching career as a graduate assistant at the University of Michigan for legendary coach Bo Schembechler.

Education: Eastern Michigan. **Born:** Ypsilanti, Mich. **Family:** Wife - Debbie; Children - Andrew and Sarah; Granddaughters - Molly and Marissa.



DAVE TOUB

SPECIAL TEAMS
COORDINATOR



- 13th Year NFL Coach
- 1st with Chiefs



Conference Titles



Division Titles

Dave Toub enters his first season as Kansas City's special teams coordinator in 2013. He joined Kansas City's staff after spending nine years in the same capacity with the Chicago Bears (2004-12).

Toub is entering his 13th season in the NFL coaching ranks in 2013 after serving 14 years as a collegiate coach with two different schools.

Toub's special team units finished in the top third of the league for eight straight seasons (2004-11) according to the Dallas Morning News ranking system, including a No. 1 overall finish in 2006 and 2007. For his efforts during the 2006 season, Toub garnered Special Teams Coach of the Year honors as voted on by his NFL coaching peers.

During his time in Chicago, Toub guided five different Bears players to eight Pro Bowl berths. Most notably, KR Devin Hester made three Pro Bowls under Toub (2006, 2007 and 2010). WR Johnny Knox (2009), ST Brendon Ayanbadejo (2006-07), K Robbie Gould (2006) and ST Corey Graham (2011) also made the NFC Pro Bowl roster. In the 2007 season, Toub became the first special teams coach in Bears history to send multiple players to the Pro Bowl in consecutive seasons.



One of the league's most creative special teams minds, Toub's Bears teams made the most of all opportunities to score. During Toub's tenure, Chicago had an NFL-high 22 kick return touchdowns compiled by six different players. The Bears also added touchdown returns on two missed field goals and a 92-yard kickoff return touchdown in Super Bowl XLI from Hester. Toub helped Hester develop into the NFL's all-time leader in kick return touchdowns (17) while compiling the fifth-best punt return average in NFL history (12.1 avg.). Hester set an NFL single-season record with five kick return touchdowns in his rookie campaign in 2006 and surpassed that mark one year later with six kick return touchdowns.

During Toub's time in Chicago, the Bears led the NFL in punt return yards (4,143), punt return touchdowns (15) and were third in punt return average (11.2). In addition, Toub's Bears registered 17,031 combined kick return yards (punt and kickoff) from 2004-12 to rank first in the league.

TOUB'S FOOTBALL CAREER

1980-81	Springfield College	Offensive Lineman
1983-84	Texas-El Paso	Offensive Lineman
1986-88	Texas-El Paso	Graduate Assistant ('86) Strength & Conditioning ('87-88)
1989-00	Missouri	Defensive Line/Strength & Cond.
2001-03	Philadelphia	Asst. Special Teams/ Asst. Defensive Line
2004-12	Chicago Bears	Special Teams Coord.
2013	Kansas City Chiefs	Special Teams Coord.

During Toub's stay in Chicago, the Bears punt coverage unit ranked first in the league allowing just 6.8 yards per return during those nine years. In 2012, Chicago's punt coverage unit ranked first in the league allowing just 3.4 yards per return, the only team to allow fewer than 100 punt return yards during the season. They ranked fourth in 2012, allowing 20.7 yards per kickoff return and Chicago was one of two teams to allow fewer than 1,000 total return yards (punt and kickoff). Chicago blocked one field goal and one punt in 2012, giving them an NFL-best 24 blocked kicks under Toub's leadership.

During his stint with Philadelphia (2001-03), Toub helped Eagles special teams coordinator John Harbaugh earn 2001 NFL Special Teams Coach of the Year honors and the Eagles won the special teams titles in Toub's first and last season there (based on the Dallas Morning News ranking system).

Toub spent 15 seasons coaching at the collegiate level before making the jump to the NFL, highlighted by 12 years at Missouri (1989-00). He coached the defensive line for three years (1998-00) after nine years (1989-97) as the school's head strength coach. He was named the Big 12 Conference's strength coach of the year. Toub began his coaching career in 1986 at his alma mater, Texas-El Paso, as a graduate assistant. One year later he began a two-year run as the school's head strength and conditioning coach.

A native of Mahopac, N.Y., Toub was selected in the ninth round of the 1985 NFL Draft by the Philadelphia Eagles. He also spent time with the Los Angeles Rams in 1986. At the University of Texas-El Paso, Toub was a two-time All-WAC selection and earned two Academic All-WAC nominations (1983-84). He was a two-time team captain and was named the program's most outstanding offensive lineman during his junior and senior seasons. He began his collegiate playing career as an offensive lineman at Springfield College in Springfield, Mass. (1980-81). He earned his Bachelor's of Science and Master's of Education degrees from UTEP.

Education: University of Texas - El Paso (B.S. 1986, M.E. 1988). **Born:** Ossining, N.Y. **Family:** Wife - Cheryl; Children - Shane and Nicolette.



ERIC BIENIEMY

RUNNING BACKS



- 15th NFL Season
- 1st with Chiefs
- 6th year NFL Coach
- 1st with Chiefs

63
Conference Titles

92 94 08 09
Division Titles

Eric Bieniemy enters his first season as the Kansas City Chiefs Running Backs Coach after serving two years as offensive coordinator and running backs coach at his alma mater, the University of Colorado. He returned to the Buffalo program for the third time in his football career.

He returned to his alma mater after coaching the running backs for five seasons with the Minnesota Vikings (2006-10), overseeing one of the most productive rushing units in the National Football League in that span, helping the team win consecutive NFC North Division titles in 2008 and 2009. In those five seasons, the Vikings produced a 1,000-yard rusher each year while his stable of running backs broke the 100-yard mark 31 times in 80 regular season games.

In 2006, he coached Chester Taylor, who rushed for 1,216 yards; the next season, Taylor combined with Adrian Peterson to form one of the most dynamic duos in the NFL, as the two combined for 2,185 yards (1,341 by Peterson, who was All-Pro as a rookie). That season the Vikings led the NFL in rushing with 2,634 yards and set franchise marks of 5.3 yards per carry and 22 rushing touchdowns.



Peterson set a then-Vikings record with 1,760 yards in 2008, earning the Bert Bell Award as the Pro Football Player of the Year and was a runner-up in the Associated Press Offensive Player of the Year voting. Peterson then led the NFL with 18 rushing touchdowns in 2009, with 1,383 rushing yards and 1,819 yards from scrimmage. In 2010, Peterson galloped for 1,398 yards and 12 touchdowns, bringing his totals to 5,782 yards and 52 touchdowns under Bieniemy's tutelage.

Bieniemy made the move to the professional ranks after three seasons as the running backs coach at UCLA (2003-05), where he was also the Bruins' recruiting coordinator his last year there.

While at UCLA, Bieniemy tutored Maurice Jones-Drew for three seasons. Jones-Drew earned Freshman All-America honors in 2003, rushed for

BIENIEMY'S FOOTBALL CAREER

1987-90	Colorado	Tailback
1991-94	San Diego Chargers	Running Back
1995-98	Cincinnati Bengals	Running Back
1999	Philadelphia Eagles	Running Back
2000	Thomas Jefferson HS (Colo.)	Asst. Coach
2001-02	Colorado	Running Backs
2003-05	UCLA	Running Backs ('03-04) Running Backs/Recruiting Coordinator ('05)
2006-10	Minnesota Vikings	Running Backs
2011-12	Colorado	Off. Coordinator/Running Backs
2013	Kansas City Chiefs	Running Backs

1,007 yards in 2004 and was a consensus All-America selection as a kick returner in 2005, when he averaged 28.5 yards per punt return, a school record and one of the top figures ever recorded nationally.

Bieniemy returned to Colorado in 2000 after his nine-year NFL career and got his first taste of coaching as an assistant at Thomas Jefferson High in Denver that fall while he began work to complete his degree at Colorado in sociology.

In 2001, his first season as a running backs coach, Colorado ranked eighth in the nation in rushing, averaging 228.5 yards per game while the Buffaloes' tailbacks and fullbacks rushed for 2,620 yards, the most yards compiled by a team's running backs/fullbacks in the entire country.

In 2002, the Buffs ranked sixth in the nation in rushing, and were first again with yards out of the running back positions.

He was a second-round draft pick of the San Diego Chargers in the 1991 NFL Draft (the 39th player selected overall). He enjoyed a nine-year pro career with three teams: San Diego (1991-94), Cincinnati (1995-98) and Philadelphia (1999), where he played for Chiefs Head Coach Andy Reid. In 142 career NFL games, he rushed for 1,589 yards and 11 touchdowns while catching 146 passes for 1,223 yards. He also returned kickoffs, including one for a touchdown against the New York Giants when he was with the Bengals. His final year with the Chargers, he played in Super Bowl XXIX as a member of San Diego's AFC champion team.

He lettered in football and track at Bishop Amat High School in La Puente, Calif., earning second-team All-America honors in football as a senior when he rushed for 2,002 yards and 30 touchdowns.

Education: University of Colorado (B.A. 2001).
Born: New Orleans, La. **Family:** Wife - Mia; Children - Eric III and Elijah.



TOMMY BRASHER

DEFENSIVE LINE



- 25th NFL Season
- 1st with Chiefs

04
Conference Titles

01 02 03 04
Division Titles

A veteran defensive line coach with 25 years of NFL experience, Tommy Brasher joins the Chiefs for his first season as the club's defensive line coach after serving a third tour of duty with the Philadelphia Eagles in 2012.

Brasher also served as defensive line coach on the Philadelphia Eagles staff in 1985 and from 1999-05 under newly-appointed Chiefs Head Coach Andy Reid when he held the same position in Philadelphia. It was during his longest stint in Philadelphia that Brasher became a beacon of toughness and courage. Throughout most of 2001, he battled a bout with cancer. After being diagnosed with a cancerous tumor in his parotid gland on Oct. 16, Brasher underwent a six-hour surgery to have it removed. Three weeks later, he underwent another procedure to have 67 lymph nodes removed from his neck and shoulder. He missed just five days of work and not one snap of football.

His battle with cancer earned him the Ed Block Courage Award in 2001. Although this award is given annually to one player from each NFL team, Brasher became just the third special, non-player recipient of this prestigious honor.



Under Brasher's guidance, the defensive line was an area of strength for the Eagles during his second stint in Philadelphia. In 2004, that position group contributed 32 of the club's 47 sacks (second in the NFL). Both Corey Simon and Hugh Douglas became Pro Bowl players under Brasher.

Brasher served in the same capacity with the Eagles in 1985 as a member of then-head coach Marion Campbell's staff. In his one season with the

BRASHER'S FOOTBALL CAREER

1962-63	Arkansas	Linebacker
1970	Arkansas	Defensive Assistant
1971	Virginia Tech	Defensive Line/Linebackers
1974	Northeast Louisiana	Defensive Coordinator
1975	Shreveport (WFL)	Defensive Coordinator
1976	Northeast Louisiana	Defensive Coordinator
1977-81	Southern Methodist	Defensive Line
1982-84	New England Patriots	Defensive Line
1985	Philadelphia Eagles	Defensive Line
1986-89	Atlanta Falcons	Defensive Line
1990	Tampa Bay Buccaneers	Defensive Line
1992-98	Seattle Seahawks	Defensive Line
1999-05, 12	Philadelphia Eagles	Defensive Line
2013	Kansas City Chiefs	Defensive Line

Eagles, two of his defensive ends each tallied 13.0 sacks — Greg Brown, and a rookie by the name of Reggie White.

Brasher enjoyed a seven-year run as Seattle's defensive line coach (1992-98), seeing two of his players - Cortez Kennedy and Michael Sinclair - earn multiple Pro Bowl appearances. Kennedy was also named defensive player of the year in 1992. Brasher held identical posts at New England (1982-84), Atlanta (1986-89) and Tampa Bay (1990).

An all-conference selection as a linebacker at Arkansas from 1962-63, Brasher was a college teammate of Cowboys owner Jerry Jones and former NFL head coach Jimmy Johnson.

After beginning his coaching career with a six-year tour of the high school ranks, Brasher's alma mater provided him with his first collegiate coaching assignment when he was named Arkansas' defensive assistant in 1970. He also had stops at Virginia Tech, Northeast Louisiana and Southern Methodist University, with a one-year stay as the defensive coordinator of the World Football League's Shreveport Steamer in 1975.

Brasher attended El Dorado High School in his hometown and birthplace of El Dorado, Ark.

Education: University of Arkansas (B.A. 1964).
Born: El Dorado, Ark. **Family:** Wife - LaNelle; Children - Melodie and Christy; Grandsons - Nicholas, Brennen, Quintin and Zane.



BRAD CHILDRESS

SPREAD GAME ANALYST/
SPECIAL PROJECTS



- 15th NFL Season
- 1st with Chiefs

CONFERENCE TITLES

01 02 03 04 08 09

DIVISION TITLES

Brad Childress enters his 15th year in the NFL and his first as the Chiefs spread game analyst/special projects coach in 2013. He brings 34 years of coaching experience on both the collegiate and professional levels to Kansas City, including 14 years in the NFL. Most recently, he spent the 2012 season as the offensive coordinator for the Cleveland Browns. Before that, he had a five-year stint as the head coach of the Minnesota Vikings.

In Cleveland in 2012, Childress tutored a pair of rookies on the offensive side of the ball in QB Brandon Weeden and RB Trent Richardson. Weeden set multiple rookie passing records, including pass attempts (517), completions (297), and passing yards (3,385), which was the 10th best mark in Browns history. Richardson also thrived as a rookie under the direction of Childress, setting multiple rookie single-season records for the Browns, including points (72), total touchdowns (12), rushing attempts (267), rushing yards (950) and rushing touchdowns (11).



As head coach of the Vikings, Childress guided Minnesota to a 39-35 (.527) regular season record as the team won consecutive NFC North division titles (2008-09) for the first time in 28 years (1977-78). In 2009, the team's passing offense, led by quarterback Brett Favre, finished the season ranked eighth as Favre set career-highs in passer rating (107.2) and completion percentage (68.4%), while throwing 33 touchdown passes. During Childress' first four seasons at the helm, the Vikings' rushing offense posted the fourth-most rushing yards in the NFL (136.1 yards per game) and the third-best average per rush attempt (4.5 avg.).

Defensively, the Vikings led the NFL in rushing defense for three straight seasons (2006-08) and finished second in 2009, while leading the league with 48.0 sacks. The defensive unit also ranked sixth in the NFL in total defense in both 2008 and 2009.

Prior to joining the Vikings, Childress spent seven seasons (1999-2005) with the Philadelphia Eagles, working for current Chiefs Head Coach Andy Reid. In Philadelphia, Childress tutored the quarterbacks for three seasons (1999-01) and spent his final four

CHILDRESS' FOOTBALL CAREER

1978-84	University of Illinois	Grad. Assistant/ Running Backs/Wide Receivers
1985	Indianapolis Colts	Quarterbacks
1986-89	Northern Arizona University . . .	Off. Coordinator
1990	University of Utah	Wide Receivers
1991-98	University of Wisconsin	Running Backs ('91) Quarterbacks/Off. Coordinator ('92-98)
1999-05	Philadelphia Eagles . . .	Quarterbacks ('99-01) Off. Coordinator ('02-05)
2006-10	Minnesota Vikings	Head Coach
2012	Cleveland Browns	Off. Coordinator
2013	Kansas City Chiefs . . .	Spread Game Analyst/ Special Projects

years as the club's offensive coordinator (2002-05). During his tenure with the club, the Eagles posted a 70-42 record (.625), captured four consecutive NFC East Division titles (2001-04) and advanced to the postseason five straight seasons (2000-04). Philadelphia also represented the NFC in Super Bowl XXXIX following the 2004 season. During that year, Eagles quarterback Donovan McNabb set franchise records in passer rating (104.7) and completion percentage (64.0 pct.), while becoming the first quarterback in NFL history with more than 30 touchdown passes (31) and fewer than 10 interceptions (eight) in a single season. As offensive coordinator, Childress led a group that ranked in the top 10 in total offense twice, amassed more than 5,000 yards each season and averaged 333.8 yards per game.

Childress began his coaching career at the University of Illinois, spending the 1978 season as a graduate assistant before coaching both the running backs and wide receivers for six seasons (1979-84). In 1985, he entered the NFL ranks as he spent one season as the quarterbacks coach with the Indianapolis Colts. Over the next 13 years, he made collegiate coaching stops at Northern Arizona (1986-89), Utah (1990) and Wisconsin (1991-98). As the quarterbacks coach/offensive coordinator at Wisconsin, the Badgers appeared in five bowl games, which included Rose Bowl victories in 1993 and 1998.

Childress began his collegiate playing career at the University of Illinois before transferring to Eastern Illinois, where he played quarterback and wide receiver. He graduated from Eastern Illinois with a degree in psychology. A native of Aurora, Ill., Childress attended Marmion Christian Academy.

Education: Eastern Illinois (1978). **Born:** Aurora, Ill. **Family:** Wife - Dru-Ann; Children - Andrew, Christopher, Kyle and Cara; Grandsons - Aiden and Brecken.



EUGENE CHUNG
ASSISTANT OFFENSIVE LINE



- 22nd NFL Season
- 1st with Chiefs
- 10th Year NFL Coach
- 1st with Chiefs

10
 Division Titles

Eugene Chung begins his first year with the Kansas City Chiefs as the assistant offensive line coach after spending his previous three seasons in the same capacity for the Philadelphia Eagles.

While with the Eagles, Chung worked alongside former NFL offensive linemen and highly-respected NFL offensive line coaches Juan Castillo and Howard Mudd to guide Philadelphia's offensive line.

In his three seasons in Philadelphia, Chung helped the offensive line block for a 1,000-yard rusher in back-to-back seasons as RB LeSean McCoy picked up 1,080 yards on 207 carries (5.2 avg.) with seven rushing touchdowns in 2010. McCoy followed that up with a 1,309-yard season on 273 carries behind the Eagles offensive line in 2011. McCoy added a franchise-record 17 rushing touchdowns in 2011.

Chung played tackle at Virginia Tech (1987-91) and was drafted in the first round (13th overall) by the New England Patriots in the 1992 NFL Draft.



He played three seasons for the Patriots (1992-94). He played in 15 games (14 starts) in 1992, started all 16 games in 1993 and appeared in three contests in 1994 due to a back injury. He was named to the AP All-Rookie Team in 1992.

During the 1993 season, New England's offensive line allowed only 23 sacks for the season, which ties for the eighth-best mark in franchise history. They only allowed 127 yards lost on those 23 sacks, which is the second-lowest sack yardage total given up in franchise history. The offensive line also paved the way for RB Leonard Russell to pick up 1,088 yards on 300 carries with seven rushing touchdowns.

CHUNG'S FOOTBALL CAREER

1987-91	Virginia Tech	Offensive Lineman
1992-94	New England Patriots . . .	Offensive Lineman
1995	Jacksonville Jaguars . . .	Offensive Lineman
1997	Indianapolis Colts	Offensive Lineman
1998	Kansas City Chiefs	Offensive Lineman
1999	Kansas City Chiefs	Offensive Lineman
2000	Philadelphia Eagles	Offensive Lineman
2010-12	Philadelphia Eagles	Asst. Offensive Line
2013	Kansas City Chiefs	Asst. Offensive Line

The following year, Chung and the offensive line allowed only 22 sacks, which ranks as the seventh-best seasonal mark in team history. Teams only totaled 139 yards on those 22 sacks, which ranks as the fifth-best mark in franchise history.

In the 1994 season, QB Drew Bledsoe threw for 4,555 yards, which until 2007, was the team record for most passing yards in a single season. Bledsoe's 4,555 passing yards still rank as the fourth-best seasonal total in franchise history.

Chung was selected by the Jacksonville Jaguars in the 1995 NFL Expansion Draft where he played one season before joining the Indianapolis Colts (1997). While with Indianapolis, he blocked for QB Jim Harbaugh, who now is the head coach of the San Francisco 49ers.

With the Colts, Chung helped block for RB Marshall Faulk, who picked up 1,054 yards on 264 carries and added seven touchdowns that season.

Chung spent the 1998 and 1999 training camps with the Kansas City Chiefs and the 2000 training camp with the Philadelphia Eagles to finish his NFL playing career.

At Virginia Tech, Chung earned All-America and All-Big East honors his senior year. He was voted the Most Outstanding Lineman and a team captain for three seasons.

Chung has a brown belt in Judo and was the 1991 Core East Champion. He also plays the piano and cello. His son Kyle plays football at Virginia Tech.

Education: Virginia Tech (B.A. 1992). **Born:** Prince George's County, Md. **Family:** Sons, Kyle and Brandon.



TRAVIS CRITTENDEN

ASSISTANT STRENGTH
& CONDITIONING



- 2nd NFL Season
- 1st with Chiefs

Travis Crittenden enters his first season as an assistant strength and conditioning coach with the Kansas City Chiefs after spending the 2012 season in the same capacity for the Philadelphia Eagles.

Prior to entering the NFL, he served as the director of football operations and general manager of Competitive Edge Sports in Atlanta, Ga., for eight years (2004-11), where he led professional athletes through offseason training and also prepared collegiate football players for the NFL Combine



CRITTENDEN'S FOOTBALL CAREER

2000-03	Virginia Military Institute	Tackle
2012	Philadelphia Eagles . . .	Asst. Strength & Cond.
2013	Kansas City Chiefs . . .	Asst. Strength & Cond.

and pro days, in addition to working with several international athletes and US Olympic athletes. He conducted several sports performance camps and clinics around the country.

He also was an advisor at Speedworx Sports and a director of sports performance at 360 Football Academy. A Wichita Falls, Texas, native, he played football at Fork Union Military Academy (1999) before finishing his collegiate career at Virginia Military Institute (2000-03). At VMI, he majored in psychology and education and minored in English. He competed in track & field, throwing the shot put, discus, hammer and 35lb weight.

Education: Virginia Military Institute (B.A. 2003).
Born: Graham, Texas.



MARK DeLEONE

QUALITY CONTROL



- 2nd NFL Season
- 1st with Chiefs

Mark DeLeone enters his first campaign with the Kansas City Chiefs as a quality control coach in 2013 after holding the same position with the New York Jets last season.

Prior to entering the NFL coaching ranks in 2012, DeLeone served as a graduate assistant at Temple University during 2011. He also served as a quality control coach at the University of Florida in 2010, working on Head Coach Urban Meyer's staff. He worked with the wide receivers in the spring, and then moved on and worked with the offensive line and tight ends in the fall. During that season, the Gators produced seven All-SEC performers en route to their Outback Bowl victory.



In 2009, he held the titles of director of football operations and assistant offensive line coach at the University of New Hampshire. In that season, the Wildcats went 10-3 en route to the Colonial Athletic Association North championship and a quarterfinal showing in the Football Championship Subdivision

DeLEONE'S FOOTBALL CAREER

2007-08	Iowa	Student Assistant
2009	New Hampshire	Dir. of Football Ops/ Asst. Off. Line
2010	Florida	Quality Control
2011	Temple	Graduate Assistant
2012	New York Jets	Defensive Assistant
2013	Kansas City Chiefs	Quality Control

playoffs.

He began his collegiate coaching career at the University of Iowa, where he was a defensive student assistant for Head Coach Kirk Ferentz and the Hawkeyes staff (2007-08). In 2007, he worked with the linebackers and switched to the defensive line in 2008. While with the Hawkeyes, Iowa won the 2009 Outback Bowl and produced 14 All-Big Ten selections and 22 NFL players.

DeLeone worked with two 2011 first-round NFL Draft picks in OL Mike Pouncey (Florida) and Adrian Clayborn (Iowa) during his time in the collegiate coaching ranks.

A 2009 graduate of the University of Iowa, DeLeone earned a bachelor's degree in liberal arts and sciences. DeLeone is the son of George DeLeone, former NFL assistant coach and current offensive coordinator at the University of Connecticut.

Education: University of Iowa (B.A. 2009). **Born:** Syracuse, N.Y.



GARY GIBBS

LINEBACKERS



- 12th NFL Season
- 5th with Chiefs
- 12th Year NFL Coach
- 5th with Chiefs

06 10
Division Titles

Gary Gibbs enters his fifth season as the Chiefs linebackers coach in 2013. He joined Kansas City after spending three years as the defensive coordinator in New Orleans (2006-08).

Respected in both the NFL and college football ranks, Gibbs enters his 12th season in the pro game after a 22-year career on the collegiate level that featured six seasons as the head coach at the University of Oklahoma (1989-94).

Under Gibbs' guidance, LBs Tamba Hali and Derrick Johnson have flourished the past three seasons. Hali has registered 35.5 sacks over the past three campaigns to rank fifth in the NFL. Johnson has registered 450 tackles, pacing the team in each of those seasons (147, 179, 124).

Following the 2011 season, the pair combined to become the first linebacking duo in team history selected to the Pro Bowl in the same season since Bobby Bell and Willie Lanier (1972 season). In 2012, Hali, Johnson and LB Justin Houston, who led the team with 10.0 sacks, each earned a spot in the Pro Bowl, marking the first time in team history that the club has sent three linebackers to the Pro Bowl in the same season. Gibbs served as the club's interim defensive coordinator for the final eight games of the 2012 season.



Prior to joining the Chiefs coaching staff, Gibbs spent three seasons as the defensive coordinator with New Orleans (2006-08). In his first season the Saints reached the NFC Championship Game for the first time in team history. New Orleans ranked 11th in total defense, allowing 307.3 ypg that season. After ranking 28th in the league in scoring defense in 2005, the Saints ranked 13th in that category under Gibbs in 2006, allowing 20.1 ppg.

During Gibbs' three-year tenure, the Saints held 17 foes to 17 points or less, posting a 15-2 record in those games. He joined the Saints after spending four seasons as linebackers coach in Dallas (2002-05).

Gibbs entered the NFL coaching fraternity after one-year stints as the defensive coordinator at LSU (2001) and Georgia (2000).

GIBBS' FOOTBALL CAREER

1972-94	Oklahoma	Linebacker ('72-74)
		Graduate Assistant ('75-77)
		Linebackers ('78-80)
		Defensive Coordinator ('81-88)
		Head Coach ('89-94)
2000	Georgia	Defensive Coordinator
2001	LSU	Defensive Coordinator
2002-05	Dallas Cowboys	Linebackers
2006-08	New Orleans Saints	Defensive Coordinator
2009-13	Kansas City Chiefs	Linebackers

During his stay at Georgia, Gibbs tutored a defense that allowed only 18.0 ppg and ranked ninth nationally in total defense. He coached a pair of first-round draft picks and future Pro Bowlers in DE Richard Seymour and DT Marcus Stroud.

Gibbs began his football career at Oklahoma, spending 23 years at the school as either a player or a coach. Over that span, the Sooners appeared in 16 bowl games and won three national championships (1974, 1975 and 1985). In his six seasons as head coach, Gibbs guided the Sooners to three bowl games: the 1990 Gator Bowl, 1993 John Hancock Bowl and 1994 Copper Bowl.

Gibbs was largely successful in cleaning up a program that was placed on probation by the NCAA in 1988. Gibbs produced 25 NFL draftees during his head coaching stint despite probation stipulations that severely limited the school's scholarship allotment. His defense averaged 4.09 sacks per game during the 1989 campaign.

Gibbs began his coaching career at Oklahoma as a graduate assistant in 1975 before being promoted to linebackers coach in 1978. He guided the Sooners linebackers for three seasons before taking over the club's defensive coordinator duties in 1981.

Gibbs' eight-year tenure as Oklahoma's defensive coordinator produced some of the finest performances in school history. Oklahoma won the 1985 national championship and led the nation in total defense for three consecutive years (1985-87).

A linebacker at Oklahoma from 1972-74, Gibbs helped the Sooners post a 32-1-1 overall mark during his playing tenure, including a national title in 1974. Gibbs attended training camp with the New England Patriots as a rookie free agent in 1975. He lettered in both football and baseball at Spring Branch High School in Houston, Texas.

Education: Oklahoma (B.B.A. 1974; M.B.A. 1976). **Born:** Beaumont, Texas. **Family:** Wife - Jeanne; Children - Whitley and Jordan.



AL HARRIS
*DEFENSIVE ASSISTANT/
 SECONDARY*



- 16th NFL Season
- 1st with Chiefs
- 1st year NFL Coach
- 1st with Chiefs



Al Harris begins his first full season as an NFL assistant coach in Kansas City as the Chiefs defensive assistant/secondary coach in 2013. Harris starts his coaching career after a 14-year NFL playing career that saw him reach two Pro Bowls and earn an All-Pro selection.

In 2012, Harris served as a coaching intern with the Miami Dolphins under Head Coach Joe Philbin.

Originally drafted by the Tampa Bay Buccaneers in the sixth round (169th overall) of the 1997 NFL Draft, Harris went on to play in 194 games (128 starts) in a 14-year NFL playing career. He recorded 469 tackles (423 solo), 4.0 sacks (-22.0 yards), 21 interceptions returned for 407 yards with three returned for touchdowns, 148 passes defense, two forced fumbles and two fumble recoveries. He appeared in 12 postseason games with four playoff starts, recording 31 tackles (29 solo), one interception returned for a 52-yard touchdown, 11 passes defended and one forced fumble.



After spending his entire rookie campaign (1997) on Tampa Bay's practice squad, he was waived and claimed by the Philadelphia Eagles for the 1998 season. He was a spot contributor in the defensive backfield appearing as the club's nickel cornerback for five seasons (1998-2002). Starting with the 1999 season, he played for Chiefs Head Coach Andy Reid, who held the same position with the Eagles.

HARRIS' FOOTBALL CAREER

1993-94	Trinity Valley Community College...	Cornerback
1995-96	Texas A&M University-Kingsville ...	Cornerback
1997	Tampa Bay Buccaneers	Cornerback
1998-02	Philadelphia Eagles	Cornerback
2003-09	Green Bay Packers	Cornerback
2010	Miami Dolphins	Cornerback
2011	St. Louis Rams	Cornerback
2012	Miami Dolphins	Coaching Intern
2013	Kansas City Chiefs ...	Def. Asst./Secondary

With the Eagles, Harris was a part of two NFC East division championship teams in 2001-02 as the team went on to compete in back-to-back NFC Championship games.

Following the 2002 season with Philadelphia, Harris was acquired by the Green Bay Packers. He spent seven seasons with the Packers (2003-09) where Chiefs General Manager John Dorsey served as the club's Director of College Scouting at the time.

With the Packers, Harris started all 102 regular season games in seven seasons with the team, including playing in five postseason games (four starts). He earned trips to the Pro Bowl following the 2007-08 seasons.

He finished his career playing three games with the Miami Dolphins in 2010 and appearing in nine games (five starts) with the St. Louis Rams in 2011.

Harris spent two seasons (1993-94) at Trinity Valley Community College in Athens, Texas, where he was a member of the 1994 national championship team. He transferred to Texas A&M University-Kingsville where he was a two-year starter and letterman (1995-96) and was a first-team All-Lone Star Conference pick as a senior.

Education: Texas A&M-Kingsville (B.A. 1997).
Born: Pompano Beach, Fla. **Family:** Wife - Shyla; Children - Al Jr., Gavin and Gage.



ANDY HECK

OFFENSIVE LINE



- 22nd NFL Season
- 1st with Chiefs
- 10th Year NFL Coach
- 1st with Chiefs

99
Division Titles

Andy Heck enters his 22nd year of professional football in 2013. He begins his 10th season as an NFL coach and his first as the Chiefs offensive line coach. His time in the NFL includes a 12-year career as an offensive lineman.

Prior to joining the Chiefs staff, Heck served nine years on the Jacksonville Jaguars coaching staff (2004-12), including the final seven seasons as the club's offensive line coach (2006-12). Before being promoted to that role, he was the team's assistant offensive line coach (2005) after serving as the offensive assistant/assistant offensive line coach (2004).

Under Heck's guidance in 2011, Jacksonville's offensive line paved the way for RB Maurice Jones-Drew to rush for 1,606 yards to earn the NFL rushing title.

In 2010, the Jaguars boasted the third-ranked rushing offense in the NFL, averaging 149.7 yards per game, including a 4.7 yards per carry average to rank fifth in the league. The team racked up 2,395 rushing yards to rank as the second-most in team history at that point.



In 2006 and 2007, the offensive line led the offense to the two highest single-season rushing totals in franchise history to date, and two of the three lowest sack totals. The Jaguars set the single-season franchise record for rushing yards (2,541) in 2006, including a single-game franchise record 375 rushing yards against Indianapolis, and allowed only 30 sacks, the second-fewest in team history. In 2007, the line helped the offense to 2,391 rushing yards (149.4 per game), the most in the AFC and second-highest total in the NFL, and they allowed only 31 sacks, the third-fewest in franchise history.

HECK'S FOOTBALL CAREER

1985-88	Notre Dame	Tight End/Tackle
1989-93	Seattle Seahawks	Tackle
1994-98	Chicago Bears	Tackle
1999-00	Washington Redskins	Tackle
2001-03	University of Virginia	Grad. Assistant ('01-02) Tight Ends ('03)
2004-12	Jacksonville Jaguars	Off. Asst./Asst. OL ('04) Assistant Offensive Line ('05) Offensive Line ('06-12)
2013	Kansas City Chiefs	Offensive Line


Prior to joining the Jaguars, Heck served three seasons on the University of Virginia coaching staff, the first two seasons as a graduate assistant and the final year as tight ends coach. He tutored All-America tight end Heath Miller, who set numerous Atlantic Coast Conference tight end records for receiving and scoring. Miller was a first-round pick of the Pittsburgh Steelers in 2005.

Prior to joining the Virginia staff, Heck played in the NFL for 12 seasons (1989-2000) as an offensive lineman. He finished his playing career with the Washington Redskins, where he played for two seasons. As the starting left tackle in 1999, he blocked for an offense that ranked second in the NFL. From 1994 to 1998 Heck was a five-year starter for the Chicago Bears. In 1995, he gave up no sacks as part of an offensive line that yielded the fewest sacks in the NFL.

Heck was drafted in the first round (15th overall) by the Seattle Seahawks, where he was a unanimous All-Rookie selection in 1989. A starter for all five years with the Seahawks, he played three seasons without missing a snap.

A 1989 graduate of Notre Dame, Heck received a bachelor's degree in American studies. A first-team All-America selection, he co-captained the 1988 national championship team that finished 12-0. He was a tight end for his first three seasons at Notre Dame before moving to tackle in spring drills in his senior season.

Education: Notre Dame (B.A. 1989). **Born:** Fargo, N.D. **Family:** Wife - Jennifer; Children - Jonathan, Charlie, Molly and Evelyn.



COREY MATTHAEI

QUALITY CONTROL



- 1st NFL Season
- 1st with Chiefs

Corey Matthaei joins the Chiefs as one of the club's quality control coaches in 2013, his first as a member of Kansas City's coaching staff, and his first as a full-time member of an NFL coaching staff.

Matthaei most recently served three seasons under Chiefs Head Coach Andy Reid with the Philadelphia Eagles as the assistant to the head coach from 2010-12.



MATTHAEI'S FOOTBALL CAREER

2003-06	Willamette University . . .	Offensive Lineman
2007	Willamette University . . .	Offensive Assistant
2008-12	Philadelphia Eagles . . .	Coaching Asst. ('08-09) Assistant to the Head Coach ('10-12)
2013	Kansas City Chiefs	Quality Control

Prior to that role, Matthaei was a coaching assistant for the Eagles for two seasons (2008-09). He spent 2006-07 as Philadelphia's football operations assistant for training camp.

Before embarking on his NFL career, Matthaei played on the offensive line at Willamette University in Salem, Ore., (2003-06). Upon graduating, he spent one season as the offensive assistant at his alma mater.

Education: Willamette University (B.A. 2007).
Born: Fircrest, Wash. **Family:** Wife - Cari; Daughter, Taylor, and son, Brayden.



TOM MELVIN

TIGHT ENDS

- 15th NFL Season
- 1st with Chiefs

Conference Titles

01
02
03
04
06
10

Division Titles

Tom Melvin enters his first season as Kansas City's tight ends coach and is beginning his 15th season as an NFL assistant coach in 2013.

He joins the Chiefs after spending 14 seasons on the offensive coaching staff in Philadelphia, including the last 11 years of his tenure as the Eagles tight ends coach. Prior to being elevated to tight ends coach, Melvin was the club's offensive assistant/quality control coach.

In his time overseeing the tight ends, Melvin has played a key role in the development of Brent Celek, who caught 280 passes for 3,472 yards and 20 touchdowns in his six-year career playing for Melvin and the Eagles. Celek ranked second on the Eagles squad for the second straight season with 57 receptions after hauling in 62 in 2011. He had 684 receiving yards in 2012 after registering 811 yards in 2011 with six touchdowns in the past two seasons.

In 2011, Celek topped all NFL tight ends with an average of 8.1 yards after the catch. Celek turned in one of the finest seasons ever by an Eagles tight end in 2009 with 76 receptions for 971 yards and eight touchdowns.



Melvin joined the Eagles after an eight-year stint at Occidental College, where he served as the school's offensive coordinator and offensive line coach. In 1993, he led the Tigers to a then-school record 326 points and 2,526 rushing yards on the way to an 8-1 record.

MELVIN'S FOOTBALL CAREER	
1982-83	San Francisco State . . . Offensive Lineman
1984-85	San Francisco State . . . Graduate Assistant
1986-87	Northern Arizona Running Backs/ Offensive Line/Tight Ends
1988-90	UC-Santa Barbara Off. Coordinator/ Offensive Line
1991-98	Occidental College Offensive Coordinator/ Offensive Line
1999-12	Philadelphia Eagles Offensive Assistant/ Quality Control ('99-01) Tight Ends ('02-12)
2013	Kansas City Chiefs Tight Ends

Prior to his time at Occidental, he served as the offensive coordinator/offensive line coach at the University of California—Santa Barbara. At UCSB, Melvin directed the nation's fifth-ranked offense in 1989 while coaching five All-America selections.

From 1982-83, Melvin played on the offensive line at San Francisco State University. During the 1983 season, his position coach at SFSU was current Chiefs Head Coach Andy Reid.

Following his playing career at San Francisco State, Melvin began his coaching career as a graduate assistant at his alma mater, serving on the same staff with Reid. He then moved on to Northern Arizona, where he mentored TE Shawn Collins, a first-round draft pick of Atlanta in the 1989 NFL Draft.

Melvin attended Cubberley High School in Palo Alto, Calif. Today, he holds a bachelor's degree in physical education from San Francisco State and a master's degree in educational administration from Northern Arizona.

Melvin's cousin, Bob Melvin, is a former major league catcher and current manager of the Oakland Athletics.

Education: San Francisco State University (B.A. 1984, M.E. 1987). **Born:** Redwood City, Calif. **Family:** Wife - Kathy; Children - Justin, Joshua, J.T., Heather; Granddaughter - Haylee.



MATT NAGY

QUARTERBACKS



- 3rd NFL Season
- 1st with Chiefs

Matt Nagy enters his first season in Kansas City as the Chiefs quarterbacks coach in 2013. He is in his fourth season as an NFL assistant coach.

Before joining the Chiefs coaching staff, Nagy spent three years on the offensive staff of the Philadelphia Eagles, most recently serving two seasons as the franchise's offensive quality control coach (2011-12). He was promoted to that role after he served as a coaches assistant during the 2010 campaign. His initial experience with the Eagles came in 2008 and 2009 as he served as a coaching intern during Eagles training camp.



A former quarterback for the Arena Football League, Nagy played six seasons for the New York Dragons (2002), Carolina Cobras (2004), Georgia Force (2005-06), and Columbus Destroyers (2007-08). During his career, Nagy completed 65.5 percent of his passes for 18,866 yards, 374 touchdowns and a quarterback rating of 115.1.

He played collegiately at Delaware, setting more than 20 career passing records at the time, including career marks for passing yards (8,214)

NAGY'S FOOTBALL CAREER

1996-00	University of Delaware	Quarterback
2001	Manheim Central High School . .	Asst. Coach
2002-03	Cedar Crest High School	Quarterbacks
2002	New York Dragons (AFL)	Quarterback
2004	Carolina Cobras (AFL)	Quarterback
2005-06	Georgia Force (AFL)	Quarterback
2007-08	Columbus Destroyers (AFL)	Quarterback
2008-09	Palmyra Area High School	Off. Coordinator
2010-12	Philadelphia Eagles	Coaches Assistant (*10) Offensive Quality Control (*11-12)
2013	Kansas City Chiefs	Quarterbacks

and touchdowns (58). He ranks second for most career attempts (895) and most career completions (502) behind former Delaware star and current Baltimore Ravens QB Joe Flacco. Nagy earned All-America honors as a senior for the Blue Hens after setting single-season records in attempts (379), yards (3,436) and touchdowns (29).

After graduating from Delaware with a degree in health and physical education, Nagy gained coaching experience at several local high schools, as he served as an assistant coach at Manheim Central (2001), the quarterbacks coach at Cedar Crest (2202-03) and the offensive coordinator at Palmyra Area High School (2008-09).

Born on April 24, 1978, in Plainfield, N.J., the Lancaster, Pa., native attended Manheim Central High School, earning all-state honors as a senior.

Education: University of Delaware (B.S. 2001).
Born: Plainfield, N.J. **Family:** Wife - Stacey; Children - Brayden, Tate, Jaxon and Jett.




KEVIN O'DEA

ASSISTANT SPECIAL TEAMS



- 19th Year NFL Coach
- 1st with Chiefs



Kevin O'Dea enters his 19th season as an NFL assistant coach and his first as Kansas City's assistant special teams coach in 2013.

Before joining the Chiefs, O'Dea spent four seasons as the assistant special teams coach during two separate stints for the Chicago Bears (2011-12 and 2006-07). With the Bears, he worked alongside special teams coordinator Dave Toub, who now holds the same title with Kansas City.

Under the guidance of Toub and O'Dea in 2011, Chicago ranked third in the NFL in overall special teams rankings according to the Dallas Morning News ranking system compiled by Rick Gosselin, after finishing first overall in their first two seasons together (2006-07).

In 2011, O'Dea helped K Robbie Gould finish with the third-highest field goal percentage in team history (.875) after Gould earned Pro Bowl honors following the 2006 season in which he set a franchise record with 32 made field goals. In 2011, Gould also set the franchise mark with six field goals made from 50 or more yards, including a franchise-best 57-yard effort. In 2006, Gould established a then-team-best .889 field goal percentage (32-of-36). The next year, Gould had 31 field goals made, tied for the second-most in team history.



O'Dea spent 2010 as the special teams coordinator of the Hartford Colonials of the UFL after spending two seasons in the same position with the New York Jets. O'Dea also served as the special teams coach of the Arizona Cardinals (2004-05), helping Neil Rackers to the Pro Bowl following the 2005 season. Before that, he was special teams

O'DEA'S FOOTBALL CAREER

1984-85	Lock Haven University	Wide Receiver
1986	Lock Haven University	Wide Receivers
1987	Cornell	Defensive Backs (Freshmen)
1989-90	Virginia	Graduate Assistant
1991-93	Penn State	Graduate Assistant ('91) Asst. Strength/Def. Line/Linebackers ('92-93)
1994-95	San Diego Chargers	Defensive/ Special Teams Assistant
1996-01	Tampa Bay Buccaneers	Off./Def. Assistant
2002-03	Detroit Lions	Special Teams Assistant
2004-05	Arizona Cardinals	Special Teams Coord.
2006-07	Chicago Bears	Assistant Special Teams
2008-09	New York Jets	Special Teams
2010	Hartford Colonials (UFL)	Special Teams Coord.
2011-12	Chicago Bears	Assistant Special Teams
2013	Kansas City Chiefs	Assistant Special Teams

assistant with the Detroit Lions (2002-03), offensive/defensive assistant with the Tampa Bay Buccaneers (1996-01) and defensive/special teams coach with San Diego (1994-95).

Prior to joining the NFL ranks, O'Dea spent eight years as a collegiate coach, including a three-year stint at Penn State, where as a graduate assistant, he worked with the wide receivers (1991) and was named the assistant strength coach/defensive line/linebackers coach (1992-93). Before joining Penn State's staff, O'Dea spent three seasons at the University of Virginia, first as a graduate assistant (1988-89), and then as assistant strength coach (1990). He also spent one season as the freshmen defensive backs coach at Cornell (1987).

A native of Williamsport, Pa., O'Dea spent a four-year term in the Coast Guard (1979-83) before enrolling at Lock Haven University where he played wide receiver and defensive back until a back injury cut short his playing career. While still a student, he coached wide receivers at Lock Haven and earned a degree in fitness management. O'Dea later obtained a master's degree in education from the University of Virginia.

Education: Lock Haven University (B.S. 1987), University of Virginia (M.E. 1990). **Born:** Williamsport, Pa. **Family:** Wife - Mary Anne; Children - Sean



BRITT REID

QUALITY CONTROL



- 1st NFL Season
- 1st with Chiefs

Britt Reid enters his first season as a quality control coach for the Kansas City Chiefs after spending the previous three seasons at Temple University as a graduate assistant working with the offense.

Prior to his graduation, Reid served as a student assistant for the Temple football program for two

REID'S FOOTBALL CAREER

2009	St. Joseph's Prep	Asst. Offensive Line
2010-12	Temple University	Student Asst. ('10-11) Graduate Asst. ('12)
2013	Kansas City Chiefs	Quality Control

seasons assisting the offense.

Reid also spent two years (2011-12) working the Steve Addazio football camp.

In 2009, he was a training camp coordinator intern for the Philadelphia Eagles, and in 2008, he was an assistant offensive line coach at St. Joseph's Preparatory in Philadelphia.

Reid has a bachelor's degree in communications from Temple University. He played football at Harrington High School and was a captain for three seasons. He played in the East-West All-Star Game as a senior.

Education: Temple University (B.A. 2012). **Born:** San Francisco, Calif. **Family:** Wife - Kristen.





BARRY RUBIN

STRENGTH & CONDITIONING



- 17th NFL Season
- 1st with Chiefs



Barry Rubin enters his first season as the Chiefs strength and conditioning coach in 2013 after serving the previous three seasons in the same capacity with the Philadelphia Eagles (2010-12).

Prior to being promoted to the Eagles head strength and conditioning coach in 2010, he was an assistant for two years (2008-09).

Before his move to Philadelphia, he spent seven years as the head strength and conditioning coach (1999-2005) and four years as an assistant for the Green Bay Packers (1995-98). During his tenure in Green Bay, the Packers earned six division titles, two NFC championship titles and a Super Bowl



RUBIN'S FOOTBALL CAREER


1976-77	Louisiana State	Running Back/Punter
1978-80	Northwestern (La.) State . . .	Tight End/Punter
1982-83	Northeast Louisiana	Strength Coach
1984-85	Louisiana State	Strength & Cond.
1987-90	Northeast Louisiana	Strength Coach
1994	Northeast Louisiana	Strength Coach
1995-05	Green Bay Packers.	Asst. Strength & Cond. (95-98) Strength & Cond. ('99-05)
2008-12	Philadelphia Eagles	Asst. Strength & Cond. (08-09) Strength & Cond. ('10-12)
2013	Kansas City Chiefs	Strength & Cond.

XXXI victory under Head Coach Mike Holmgren. He also served as a strength coach at Northeast Louisiana (1982-83, 1987-90 and 1994) and LSU (1984-85).

Rubin was inducted into the USA Strength and Conditioning Coaches Hall of Fame in 2003.

He played tight end and punter at Northwestern (La.) State from 1978-80 after serving as a running back and punter at LSU from 1976-77.

Education: Northwestern (La.) State (B.A. 1981). **Born:** Monroe, La. **Family:** Wife - Nicole; Daughter - Daley.



BRENT SALAZAR
*ASSISTANT STRENGTH
 & CONDITIONING*



- 7th NFL Season
- 7th with Chiefs
- 7th Year NFL Coach
- 7th with Chiefs

05 10
 Division Titles

Brent Salazar begins his seventh season in Kansas City as the assistant strength and conditioning coach after joining the club in that capacity in 2007.

Salazar works alongside strength and conditioning coach Barry Rubin and assistant strength and conditioning coach Travis Crittenden in the implementation of Kansas City's year-round conditioning and training program.

Prior to joining the Chiefs, Salazar served as the assistant director of athletic performance at the University of the Pacific in 2006. He was responsible for designing and implementing the training regimens for seven different varsity sports during his time with the Tigers.



The Denver, Colo., native served as a graduate intern at UNLV in 2005. Salazar assisted the Rebels' strength and conditioning staff in their regimen with the football team. He was directly responsible for overseeing the training program for the men's tennis squad and men's soccer team. Salazar originally started working in the NFL as an intern for the Denver Broncos during the 2005 NFL offseason.

SALAZAR'S FOOTBALL CAREER

2002-03	New Mexico	Strength & Cond. Intern
2005	Denver Broncos . . .	Strength & Cond. Intern
2005	UNLV	Strength & Cond. Intern
2006	Pacific	Asst Dir. of Athletic Performance
2007-13	Kansas City Chiefs . .	Asst. Strength & Cond.

Salazar gained a wealth of knowledge as a performance coach at Velocity Sports Performance in 2006. He was instrumental in preparing collegiate football players for the NFL Combine. He also worked with a wide variety of collegiate and professional athletes.

Salazar served an internship at Athletes' Performance, where he assisted athletes with all functional movement and strength programs. He also worked closely with the trainers in developing rehab regimens.

Prior to joining the private sector, Salazar was a graduate intern at the University of New Mexico. He was responsible for the training of the Lobos' baseball squad while helping with the football team.

Salazar was a member of the men's tennis program at New Mexico from 1998-03, earning All-Mountain West Conference honors after helping New Mexico earn a share of the MWC Championship in 2003. He is a certified Strength and Conditioning Specialist by the National Strength and Conditioning Association. He earned a degree in Exercise Physiology from New Mexico.

Education: New Mexico (B.S. 2003). **Born:** Denver, Colo. **Family:** Wife - Kendra.



EMMITT THOMAS

DEFENSIVE BACKS



- 46th NFL Season
- 17th with Chiefs
- 33rd Year NFL Coach
- 4th with Chiefs



Emmitt Thomas returned to his football roots in Kansas City in 2010, joining the Chiefs as the defensive backs coach. He enters his fourth season as the Chiefs defensive backs coach in 2013. Inducted into the Pro Football Hall of Fame in 2008 and the Chiefs Hall of Fame in 1986, Thomas played cornerback for 13 seasons with Kansas City (1966-78) and finished his career with a franchise-record 58 interceptions. He was inducted into the Missouri Sports Hall of Fame in 2012 and the Texas Sports Hall of Fame in 2009.

Thomas enters his 33rd season as an NFL assistant coach and his 46th overall NFL campaign in 2013. He was a member of both of Kansas City's Super Bowl squads, registering four INTs during the club's postseason run in 1969 that culminated with a win in Super Bowl IV. He also owns a pair of Super Bowl rings working on Joe Gibbs' staff with the Washington Redskins.

Over the past three years with the club, Thomas has helped develop a young secondary. In 2010, Kansas City allowed its opponents to compile a 78.1 passer rating, the eighth-lowest mark in the NFL. In 2011, the Chiefs ranked sixth in the NFL in passing yards per game allowed with 201.3 yards per game. That mark was an 18.6-yard improvement over the 2010 season. S Eric Berry has earned two trips to the Pro Bowl under Thomas' direction (2010, 2012).



Prior to re-joining the Chiefs, Thomas spent eight seasons coaching with the Atlanta Falcons (2002-09), including a stint as interim head coach for the final three games of the 2007 campaign. He owns seven seasons of NFL experience as a defensive coordinator, including a two-year tenure in that role with Minnesota (2000-01). The Vikings won the NFC Central and advanced to the NFC Championship Game during the 2000 season. Thomas held the same capacity with Green Bay (1999), helping CB Mike McKenzie earn all-rookie accolades.

He previously served as defensive coordinator for four seasons in Philadelphia (1995-98). In 1998, the Eagles defense led the NFL in pass defense (170.0 ypg) and was third in the league in sacks

THOMAS' FOOTBALL CAREER

1962-65	Bishop College (Texas)	QB/WR
1966-78	Kansas City Chiefs	Cornerback
1979-80	Central Missouri	Def. Coord. ('79) Secondary ('80)
1981-85	St. Louis Cardinals	Tight Ends/WRs
1986-94	Washington Redskins	WRs ('86) Secondary ('87-94)
1995-98	Philadelphia Eagles	Defensive Coord.
1999	Green Bay Packers	Defensive Coord.
2000-01	Minnesota Vikings	Defensive Coord.
2002-09	Atlanta Falcons	Secondary ('02-03) Senior Def. Asst./Secondary ('04-06) DBs/Interim Head Coach ('07) Asst. Head Coach/Secondary ('08-09)
2010-13	Kansas City Chiefs	Defensive Backs

per pass attempt (8.6). Philadelphia finished fifth in the NFL in total defense in 1996 and fourth in 1995, advancing to the playoffs with a 10-6 mark in both of those years.

Thomas spent nine seasons as an assistant coach with Washington (1986-94), where he coached two Pro Football Hall of Famers – CB Darrell Green and WR Art Monk. Thomas served as the secondary coach his final eight campaigns with the Redskins, helping Green earn three Pro Bowl berths.

Thomas helped guide the Redskins to five playoff appearances, including wins in Super Bowl XXII and Super Bowl XXVI. He began his tenure with the club as receivers coach in 1986 when both Monk and WR Gary Clark earned Pro Bowl honors.

The Angleton, Texas, native began his NFL coaching career as the wide receivers/tight ends coach with the St. Louis Cardinals (1981-85). Under Thomas' tutelage, WR Roy Green tied for the NFC lead with 78 receptions in 1983. He began his coaching career at Central Missouri (1979-80).

Thomas registered 58 INTs in 181 regular season games, the fourth-highest total in NFL history among pure cornerbacks. His 938 INT return yards are also a Chiefs record. He also produced five INT return TDs and seven fumble recoveries.

He was named to the Pro Bowl or the AFL All-Star Game on five occasions and was a first-team All-Pro selection in 1974 when he led the NFL with 12 INTs. He won two AFL titles with the Chiefs and was a member of the club's Super Bowl I squad, as well as the club's team that claimed a victory in Super Bowl IV. Thomas joined the Chiefs as an undrafted free agent in 1966 from Bishop College in Dallas, Texas, where he played quarterback and wide receiver.

Education: Bishop College (B.S. 1965). **Born:** Angleton, Texas. **Family:** Wife - Jacqui; Children - Derek and Dedra.



MIKE FRAZIER

Statistical Analysis Coordinator



Mike Frazier enters his first year as the Chiefs Statistical Analysis Coordinator in 2013. He arrived in Kansas City after spending 10 seasons in the same role with the Philadelphia Eagles (2003-12).

In his current position, he assists Head Coach


Andy Reid and the Chiefs coaching staff with player statistics, situational analysis, as well as team and league-wide trends.

Frazier joined the Eagles following his graduation from The College of Wooster in Wooster, Ohio (1999-03). While completing his undergraduate degree, Frazier held internships with Smith Barney and Wachovia Securities. He also interned with the Philadelphia Eagles in 2002 where he worked with Reid, Chiefs Spread Game Analyst/Special Projects coach Brad Childress, and a number of current Chiefs assistant coaches who served on the Eagles' coaching staff.

Education: The College of Wooster (B.A. 2003).

JOE D'ORAZIO

Sr. Asst. to the Head Coach



Joe D'Orazio begins his first year with the Chiefs and his first season as the Senior Assistant to Head Coach Andy Reid in 2013.

D'Orazio spent 2012 at Utah, serving as a defensive graduate assistant for the football team. In 2011, he coached the tight ends at the

University of Chicago. Prior to his first college position, D'Orazio spent the summer of 2010 as a camp operations intern for the Philadelphia Eagles.

D'Orazio was a four-year letterman and a two-year starter at center for the Penn Quakers, serving as a team captain as a senior in 2010. He earned first-team all-Ivy League honors twice in his collegiate career, and helped the Quakers win the Ivy League championship in 2009 and 2010.

D'Orazio earned a bachelor's degree in economics from the Wharton School of Business in 2011. He is a native of Bryn Mawr, Pa.

Education: Wharton School of Business (B.S. 2011).

DINO VASSO

Coaching Assistant



Dino Vasso begins his first year with the Chiefs as the team's coaching assistant in 2013.

Vasso joins the Chiefs after spending one season (2012) at the University of Missouri as the Tigers Defensive Graduate Assistant. At Missouri,

Vasso assisted with the recruiting and compilation of information for the defensive prospects for the Tigers. Prior to joining Mizzou, Vasso served as an offensive intern at Temple (2011).

Vasso was a four-year letterman and starter at defensive back at the University of New Hampshire (2006-10), starting 51 consecutive games. He recorded 18 career interceptions for 238 yards with three interception returns for touchdowns. He added 287 tackles, with six tackles for loss, 41 passes defensed, two forced fumbles and one fumble recovery. He also recorded one punt return for five yards and 16 kickoff returns for 369 yards (23.1 avg.).

Prior to his collegiate career, Vasso lettered in football, basketball and track at Ridley High School.

He earned a bachelor's degree in studio arts from the University of New Hampshire in 2011. He is a native of Crum Lynne, Pa.

Education: University of New Hampshire (B.A. 2011).



CHRIS BALLARD

Director of Player Personnel



Chris Ballard enters his 13th season in NFL personnel and begins his first season as Kansas City's Director of Player Personnel in 2013.

With the Chiefs, Ballard oversees the college and pro scouting departments and works directly with General Manager John

Dorsey on player acquisition. He also works directly with Director of Pro Scouting Will Lewis and Director of College Scouting Marvin Allen to lead the Chiefs scouting efforts.

Prior to joining the Chiefs, Ballard spent the previous 12 seasons with the Chicago Bears personnel department, first as a Southwest Area Scout (2001-11) and then as the Director of Pro Scouting (2012).

During his time in Chicago, the Bears reached the playoffs four times, winning four NFC North titles (2001, 2005, 2006 and 2010) and appearing in two NFC Championship Games (2006 and 2010). In 2006, the Bears won the NFC Championship and advanced to Super Bowl XLI in Miami.

In his time with the Bears, Ballard helped Chicago draft Pro Bowlers Matt Forte, Johnny Knox, Charles Tillman, Tommie Harris, Nathan Vasher and Henry Melton. He was also directly involved in many notable acquisitions and trades, including the signings of Brandon Marshall, Michael Bush, Jermon Bushrod, Martellus Bennett, D.J. Williams and James Andersen.

Prior to his time with Chicago, Ballard spent seven seasons as a coach at Texas A&M-Kingsville under 2012 College Football Hall of Fame inductee Head Coach Ron Harms. Ballard started his Javelinas coaching career in 1994 coaching the wide receivers. From 1995-99, he was the secondary coach. In his final season at Texas A&M-Kingsville, Ballard served as defensive coordinator. During his time with the Javelinas, Ballard helped mentor future NFL players Richard Jones, Karl Williams, Floyd Young, and current Chiefs Defensive Assistant/Secondary Coach Al Harris. Those Javelinas teams produced first-round draft pick Jermaine Mayberry as well.

Ballard played four years of collegiate football at the University of Wisconsin-Madison, graduating with a Bachelor of Arts Degree in 1993. After suffering multiple knee injuries, Ballard served as a student assistant for his senior year.

Education: Wisconsin (B.A. 1993). **Family:** Wife - Kristin; Children - Kierstyn, Sunnie, Cole, Cash, Rainn.

WILL LEWIS

Director of Pro Scouting



Will Lewis enters his first season as Kansas City's Director of Pro Scouting in 2013 after spending 13 years in the Seattle Seahawks front office (1999-11).

In his current position with the Chiefs, Lewis will oversee the scouting of all players with pro playing

experience and will work closely with General Manager John Dorsey and Director of Pro Personnel Chris Ballard in the roster management of players with professional experience.

Most recently, Lewis served as Vice President of Football Operations (2010-11) after joining the Seahawks staff as the team's Director of Pro Personnel on May 20, 1999. In his most recent position, Lewis worked closely with General Manager John Schneider and Executive VP of Football Operations and Head Coach Pete Carroll in the day-to-day management of the pro personnel and college scouting departments.

Before joining Seattle, Lewis spent three years with the Green Bay Packers (1997-99), first as a pro scout (1997) and then as the Packers' Assistant Director of Pro Personnel (1998-99). While with Green Bay, Lewis began his association with Dorsey and current Chiefs Head Coach Andy Reid, who served as the Packers' quarterbacks coach (1997-98).

Prior to joining the Packers organization, Lewis served as a defensive assistant coach for the Atlanta Falcons (1995-96).

Lewis was signed by the Seattle Seahawks as an undrafted free agent cornerback in 1980 out of Millersville State (Pa.). He appeared in 26 games, returning 45 kickoffs for a 21.4-yard average and 56 punts for an 8.0-yard average, including a 75-yard touchdown.

Following his Seahawks career, he played three seasons with the Houston Gamblers of the USFL (1983-85) and three seasons in the Canadian Football League.

Lewis began his coaching career in NFL Europe with the New York/New Jersey Knights from 1991-92. He also coached defensive backs at his alma mater, Millersville State, from 1992-93. He also enjoyed stints at the University of Maine (1994) and the University of West Virginia (1995).

Lewis and his wife, Kimberly, have three sons and a daughter.

Education: Millersville State (Pa.) (B.S. 1980). **Family:** Wife - Kimberly. Children - three sons, Ryan, Drew and Troy, and daughter, Krysta.



MIKE BORGONZI

Assistant Director of Pro Scouting



Mike Borgonzi begins his fifth season with Kansas City and his first as the club's Assistant Director of Pro Scouting.

Borgonzi was promoted to his current post in May 2013 after two seasons as the club's Pro Personnel Scout. In his current role, he assists General

Manager John Dorsey, Director of Player Personnel Chris Ballard and Director of Pro Scouting Will Lewis with the scouting of all current players with professional playing experience as well as the scouting of future Chiefs opponents.

In 2010, he served as the Manager of Football Operations where he coordinated all the team's logistics, managed day-to-day football operations and wrote up player evaluation reports on a weekly basis for the club's advance scouting. In 2009, Borgonzi served as the team's college scouting administrator. Prior to joining the Chiefs, he served two seasons as the Assistant Recruiting Coordinator at Boston College (2007-08). Prior to a stint in the financial sector, he served as tight ends coach at Amherst College in 2002.

He was a fullback at Brown University, earning All-Ivy League honors three times.

Education: Brown (B.A. 2002). **Family:** Wife - Jill.

RANDY BALL

Pro Personnel Scouting Assistant



Randy Ball enters his first season as Kansas City's Pro Personnel Scouting Assistant in 2013. Prior to joining the Chiefs, Ball served as the Director of Player Personnel for the Las Vegas Locomotives of the United Football League (UFL).

Before moving to the UFL, Ball served as the defensive line coach at Drake University in 2007.

He served as the head coach at Missouri State University in Springfield, Mo., from 1999-2005, compiling a 34-42 record in seven seasons with the Bears football program.

Prior to joining Missouri State, Ball was head coach at Western Illinois (1990-98), leading the Leathernecks program to a 64-41-1 record in nine seasons. That total ranked him first at Western Illinois in total wins and sixth in winning percentage (60.8%).

In 1997, Ball was the Eddie Robinson Award finalist for the national coach of the year, in addition to being named the Bruce Craddock Award recipient and Gateway Conference Coach of the Year.

Ball was named the American Football Coaches Association Regional Coach of the Year in 1998 after leading the Leathernecks to their second outright conference title in school history with a 6-0 record.

Prior to being named head coach in 1990, Ball served as an assistant coach at Western Illinois for seven years (1982-89).

As a student-athlete, Ball was team captain and earned all-conference honors (1970-71) as part of the Northeast Missouri State football program (now known as Truman State University) in Kirksville, Mo. He was a member of three league championship teams between 1969-72 and was a two-time All-MIAA offensive guard. He graduated from Truman State in 1973 with a degree in physical education and earned a master's degree in 1977 from the University of Missouri.

He spent four years as a high school coach before coaching stints at Missouri Western (1977), Illinois State (1978-80) and his alma mater, Truman State (1982).

A native of Muskogee, Okla., Ball prepped at Columbia Hickman High School, earning varsity letters in both football and track and field (1966-68).

Education: Truman State (B.S.E. 1973), Missouri (Ed.M. 1977). **Family:** Wife - Sandi. Children - son, Andy, daughter, Kati. The Balls have three grandchildren.



MARVIN ALLEN

Director of College Scouting



Marvin Allen enters his 21st NFL season and his first campaign as Kansas City's Director of College Scouting in 2013.

In his role with the Chiefs, he assists General Manager John Dorsey and Director of Player Personnel Chris Ballard in all aspects of

the scouting of college football players across the country. He also helps oversee the team's staff of out-of-town scouts.

Prior to joining the Chiefs, Allen spent four years with the Atlanta Falcons as the organization's Eastern Regional Scout (2009-12).

Before beginning his tenure in Atlanta, Allen spent 16 seasons with the New England Patriots (1993-08), including his last 12 in the player personnel department as an Area Scout (1997-08).

A graduate of Tulane University, Allen was selected in the 11th round (294th overall) of the 1988 NFL Draft by the New England Patriots. In four seasons with New England, he registered 94 carries for 378 yards (4.0 avg.) with two touchdowns.

Education: Tulane (B.A. 1988).

KEVIN NORRIS

National Scout



Kevin Norris begins his first season as a national scout with Kansas City in 2013. He joined the Chiefs Player Personnel department after retiring from playing football. Prior to joining the Chiefs, he had a brief stint in the automotive industry.

He played wide receiver for several indoor football teams, including the West Texas Roughnecks of the Lone Star Football League; Oklahoma City Yard Dawgz of af2; and the Erie Storm of the Continental Indoor Football League, while pursuing a playing career the NFL.

After being recruited by Urban Meyer and offered a scholarship as a QB athlete, Norris played wide receiver at the University of Michigan (2004-05) and graduated with a degree in liberal arts. He was a transfer from Bowling Green State where he was recruited and awarded a scholarship.

He attended Martin Luther King High School in Detroit, lettering in both football and basketball. He was selected Offensive First Team his senior year.

Education: Michigan (B.A. 2008) **Family:** Wife - Ashley.

DOM GREEN

Asst. Director of College Scouting



Dom Green begins his fifth season in Kansas City. He was promoted to Assistant Director of College Scouting in May 2013 after serving four seasons with the club, including the past three as East regional scout (2010-12).

Prior to joining the Chiefs in 2009, Green spent three campaigns as a scout with Tampa Bay (2006-08), including one year at Mid-Atlantic scout (2006) and two years as Southeast scout (2007-08). He previously served as the head coach at Southwest Mississippi Community College (2001-05) after coaching the offensive and defensive lines for two campaigns (1999-00). Green spent three seasons as an assistant coach at Middle Tennessee State (1995, 1997-98). He served as a strength intern with the Miami Dolphins in 1996.


The Largo, Fla., native served as a graduate assistant at the University of Mississippi (1993-94), working with the defensive backs, offensive line and as a strength coach. Green began his coaching career as a graduate assistant at Mississippi College in 1992, working with tight ends and offensive tackles.

Green played center and guard at Mississippi College and was part of the 1989 NCAA Division II National Championship team.

Education: Mississippi College (Ed.M. 1993), (B.S. 1991). **Family:** Wife - Jennifer; Children - Jackson and Mary Lauren.

WILLIE DAVIS

Area Scout



Former Chiefs WR Willie Davis enters his eighth season as an area scout with the Chiefs in 2013 and scouts the Southwest for the Chiefs.

Davis enjoyed a five-year playing career with the Chiefs (1991-95), playing in 63 games (58 starts), catching 172 passes for 3,014 yards (17.5 avg.) with 20 touchdowns. After spending the 1990-91 seasons on the club's practice squad, he honed his skills with the World League's Orlando Thunder and was named the Chiefs Mack Lee Hill Award winner following the 1992 campaign. Davis spent three seasons (1996-98) with Houston/Tennessee. In 108 career NFL games (97 starts), Davis accumulated 286 receptions for 4,503 yards with 33 touchdowns.

The Central Arkansas product served an NFL Minority Coaching Fellowship with Indianapolis in 2005 and with Kansas City in 2004 after serving as wide receivers coach at Arkansas - Pine Bluff in 2003. A native of Altheimer, Ark., Davis was an all-state selection in football, basketball and track. He concluded his collegiate career at Central Arkansas with 63 catches for 667 yards and 10 TDs.

Education: Central Arkansas (B.S. 2006) **Family:** Wife - Sheronda; Children - Taylor, Andre, William, Vincent and Avri.



TERRY DELP

Area Scout



Terry Delp enters his 13th year with the Chiefs and is in his eighth season as an area scout for the club, currently scouting the Midlands.

Delp originally joined the Chiefs as an intern in the personnel department following his graduation from the University of

Kansas in 2001.

Prior to being named one of the club's area scouts, he served as Scouting Administrator/Football Operations for the Chiefs. In that role, he evaluated talent at local colleges, assisted in the department's preparation for the NFL Draft and helped maintain the team's college scouting database. Delp also handled a number of operational duties for the club, including work with the team's football budget.

A graduate of Great Bend High School in Great Bend, Kan., Delp was an all-area selection as both a cornerback and wide receiver on the football squad. He also lettered in basketball, baseball and tennis.

Education: Kansas (B.S. 2001). **Family:** Wife - Jennifer; Children - Jackson and Carson.

RYNE NUTT

Area Scout



Ryne Nutt enters his fourth season in the Chiefs personnel department and his second as an area scout in 2013, covering the Northeast part of the country.

Prior to being promoted to an area scout in 2012, Nutt spent his first two NFL seasons

as a scouting assistant in the Chiefs personnel department (2010-11).

Prior to joining the Chiefs, Nutt spent one season as the tight ends coach at Wagner College (2009). In 2008, he served as the defensive line coach at Iona College. After spending four seasons playing offensive line for Central Connecticut State and graduating Summa Cum Laude, Nutt served as a summer camp volunteer coach for the Blue Devils.

Nutt was a Mid-Major All-American on the field as well as an academic All-American his junior and senior years.

Education: Central Connecticut State (2007).

TREY KOZIOL

Area Scout



Trey Koziol begins his first season with the Kansas City Chiefs as an area scout in 2013 after four years as a pro scout with the Tennessee Titans (2009-12).

In his role as an area scout, Koziol will scout college players with future NFL potential on the West

Coast.

With the Titans, Koziol helped scout future Titans opponents and assessed talent in all professional leagues, including the NFL, the CFL and the Arena Football League. He also helped coordinate free agent visits and tryouts, and monitored the NFL transactions. He originally joined Tennessee as an intern for the 2008 season.

After attending Hinsdale Central High School in Hinsdale, Ill., Koziol attended Boston College where he played tight end from 2003-2007 alongside Chiefs College Scouting Coordinator Ryan Poles. He graduated with a degree in history. After having his career cut short by injuries, he returned to Boston College as a graduate assistant in 2008 prior to joining Tennessee.

Education: Boston College (2007).

PAT SPERDUTO

Area Scout



Veteran National Football League scout Pat Sperduto enters his fifth season as an area scout with Kansas City in 2013, covering Tennessee, Kentucky, Ohio, Michigan and Indiana.

Prior to joining the Chiefs in 2009, Sperduto spent eight seasons as a

college and pro scout with the Tennessee Titans (2001-08).

He served as the Director of Player Personnel and head coach for the Arena Football League's Columbus Destroyers in 2008. He also enjoyed two different stints with the AFL's Nashville Kats, serving as the Director of Football Operations and Head Coach from 1998-01 and again from 2005-07. He began his tenure with the club as an assistant coach in 1996. Sperduto won a pair of AFL championships as a player with the Tampa Bay Storm (1991-93).

Education: Massachusetts (B.A. 1989). **Family:** Wife - Laura; Children - Roseann, Cosmo and Sofia.



BRETT VEACH

Pro and College Personnel Analyst



Brett Veach enters his first season as a member of the Chiefs player personnel department in 2013 and his fourth as an NFL scout. He joined the Chiefs after spending six years with the Philadelphia Eagles organization.

Most recently, Veach served as a southeast regional scout (2011-12) after originally joining Philadelphia's player personnel department as a pro and college scout in 2010. Prior to entering the scouting department, Veach served as an assistant to Head Coach Andy Reid for three seasons (2007-09) while Reid held the same title with the Philadelphia Eagles.

Before joining the Eagles, Veach served as supervisor of intercollegiate athletic events at his alma mater, the University of Delaware (2005-06). He was a four-year letterman as a wide receiver for the Blue Hens, catching 99 passes for 1,470 yards (14.8 avg.). He left Delaware as the school's all-time leader in kickoff return yards with 1,558 yards.

Veach earned a bachelor's degree in health and physical education and a master's degree in education from Delaware. Along the way, he earned Atlantic 10 Conference All-Academic honors three times during his collegiate career.

Born Dec. 19, 1977 in Mt. Carmel, Pa., Veach was a standout running back for Mt. Carmel High School where he was named state player of the year in 1996 and was a two-time all-state selection. He was also selected to participate in the Big 33 game between the top high school players from Pennsylvania and Ohio.

Education: Delaware (B.S. 2002, Ed.M. 2004).

RYAN POLES

College Scouting Coordinator



Ryan Poles enters his fifth season with the Kansas City Chiefs in the team's Player Personnel Department. He embarks on his first season as the team's College Scouting Coordinator after three seasons as the club's College Scouting Administrator (2010-12).

Poles originally joined the Chiefs in 2009 as the team's Player Personnel Assistant.


Prior to joining the Chiefs, Poles served as a Recruiting Assistant for his alma mater, Boston College (2008-09), after signing with the Chicago Bears as an undrafted free agent in 2008.

The Canandaigua, N.Y., native played offensive tackle for five seasons for the Golden Eagles (2003-07), protecting current Atlanta Falcons QB Matt Ryan. At Boston College, he played alongside Chiefs Area Scout Trey Koziol, who was a tight end for the Golden Eagles. Poles was honored with the Paul Cavanaugh Award in 2007 as the student-athlete with total commitment to football both on and off the field and for his dedication to volunteerism, ethics and community. He played his prep football at Canandaigua Academy in Canandaigua, N.Y.

Education: Boston College (2007). **Family:** Wife - Katie; Child - Mason.

DAN ZEGERS

Player Personnel Assistant



Dan Zegers begins his first campaign as Kansas City's Player Personnel Assistant in 2013 after working with the Green Bay Packers organization for nine seasons as a scouting assistant (2007-12) and an equipment assistant (2004-12).

As a scouting assistant, Zegers worked with Green Bay's College Scouting Coordinator on daily football duties, including coordination and preparation for the NFL Draft, prospective player evaluations and statistics for scouting meetings and game film evaluations. He maintained his position assisting the equipment staff while working in the scouting department as well.

Before joining Green Bay's personnel department, he served as an assistant in the Packers equipment department, assisting in game and practice preparation, as well as serving on the game day staff.

Zegers attended St. Norbert College (2007-11) in De Pere, Wis., graduating with a degree in business administration and leadership. He attended De Pere High School in De Pere, Wis.

Education: St. Norbert College (B.A. 2011).



TRIP MACCRACKEN

Director of Football Administration



MacCracken enters his fourth year as the Chiefs Director of Football Administration in 2013. He arrived in Kansas City after spending 11 seasons with Cleveland (1999-09), where his duties included contract negotiations, as well as other responsibilities in football

operations. During his tenure with the Browns, he served as Legal Counsel (2009), Director of Football Administration (2006-08), Salary Cap Coordinator (2001-05) and Salary Cap Administrator (1999-00).

Prior to joining the Browns, MacCracken served an internship at the NFL Management Council in 1998. He earned a degree from the Duke University School of Law in 1999 after graduating Cum Laude from Hamilton College in Clinton, N.Y. in 1996. During the fall of 1994, the Hudson, Ohio native interned at the White House and worked for the Washington Redskins on game days. MacCracken captained the football and baseball teams as a prep at Hawken School in Gates Mills, Ohio.

Education: Duke University School of Law (J.D. 1999), Hamilton College (B.A. 1996). **Family:** Wife - Beth, Children - A.J. and Ellie.

BRANDT TILIS

Salary Cap/Contract Analyst



Brandt Tilis begins his fourth season as Kansas City's Salary Cap/Contract Analyst. In his current role, Tilis assists the Player Personnel Staff through database management, contract and statistical analysis and also serves as the club's main liaison between Kansas City's

front office and the NFL Management Council.

Prior to joining the Chiefs, Tilis spent more than two years working in the Labor Operations Department for the National Football League Management Council (2007-09). While at the league office, Tilis served as Labor Operations Coordinator (2008-09) after originally joining the NFL Management Council as a Labor Operations Intern (2007). His work there included evaluating player contracts, contacting teams regarding the Collective Bargaining Agreement, developing and maintaining databases to track contracts as well as preparing documents for league meetings.

The Dallas, Texas, native spent three summers (2004-06) as a Football Operations Intern for the Oakland Raiders before joining the NFL office.

Education: University of Rochester (2007).



RICK BURKHOLDER

Head Athletic Trainer



Known as one of the top athletic trainers in the National Football League, Rick Burkholder enters his 21st NFL season, and his first with the Chiefs, in 2013.

Spending 14 years with Chiefs Head Coach Andy Reid, who held the same position with the Philadelphia Eagles (1999-2012),

Burkholder became well known for his expertise in his rehabilitation programs. He and his staff were recognized by their peers following the 2010 season, being named the NFL's top training staff for the year.

Throughout his career, Burkholder has had numerous success stories rehabilitating players. In 2004, an aggressive rehabilitation program allowed wide receiver Terrell Owens to return from a surgically-repaired ankle in seven weeks to play in Super Bowl XXIX with the Eagles.

He also headed Duce Staley's complicated rehabilitation program in 2001 that allowed him to return to the field after suffering a severe Lis Franc sprain in his foot. The process went so well, Burkholder has since been published and has spoken nationally on the Lis Franc injury and its rehabilitation process.

In addition, Burkholder also designed a rehab program for Steelers cornerback Rod Woodson in 1995 after he suffered a torn anterior cruciate ligament (ACL) in the season opener. With the rehab program, Woodson returned just four and a half

months after surgery to play in Super Bowl XXX.

Burkholder has been very proactive in sports medicine, emphasizing programs that prevent and combat dehydration, asthma and lower back injuries. In Philadelphia, he was instrumental in injury prevention as well by modifying the team's stretching program and instituting a torso-strengthening program known as "back school."

Burkholder joined the Eagles training staff in February of 1999 after spending six season as an assistant athletic trainer with the Pittsburgh Steelers.

Prior to joining the Steelers staff in 1993, the Carlisle, Pa., native spent three seasons as an assistant football athletic trainer at his alma mater, the University of Pittsburgh. A 1987 Pittsburgh graduate, Burkholder went on to earn his master's degree in athletic training from the University of Arizona where he spent two seasons as a graduate assistant and another as an assistant athletic trainer.

Burkholder is a certified athletic trainer and a member of the National Athletic Trainers Association, the Pennsylvania Athletic Trainers Society, and the Professional Football Athletic Trainers Society (PFATS). While with Philadelphia, he served as the NFC head athletic trainer representative on the PFATS executive committee.

Burkholder first gained NFL experience serving as a summer intern with the New England Patriots training staff in 1986. He was influenced by his father, Richard, a long-time athletic trainer at Carlisle High School, and his mother, Nancy, a registered nurse.

In 2003, Burkholder and his father were named distinguished alumni of Carlisle High School and in 2013 Rick was honored with the Pennsylvania Athletic Trainers Society Distinguished Merit Award.

Education: Pittsburgh (B.S. 1987), Arizona (M.S. 1989). **Family:** Wife - Kristine; Children - Quinn Taylor and Carly Ann.



AARON BORGMANN
ASSISTANT TRAINER



EVAN CRAFT
ASSISTANT TRAINER



DAVID GLOVER
ASSISTANT TRAINER



NICK POTTER
ASSISTANT TRAINER

Burkholder employs a staff of four full-time assistant trainers that assist in the daily care and prevention of athletic injuries.

Aaron Borgmann enters his first season with Kansas City in 2013 after two years serving as an assistant trainer/physical therapist with Burkholder and the Philadelphia Eagles (2011-12). He began his career as a seasonal assistant with the Eagles (2006-11). He also served two summer internships with the St. Louis Rams (2003-04) and spent one season in NFL Europe with the Cologne Centurions (2006). The Union, Mo., native received his bachelor's and master's degrees from Saint Louis University.


Evan Craft begins his first season with the Chiefs in 2013 after serving one year as an assistant athletic trainer at East Carolina University (2012). Prior to his stint with the Pirates, Craft spent two years (2010-12) as a graduate assistant athletic trainer at Iowa State University. The Wichita, Kan., native earned a

bachelor's degree from the University of Kansas and holds a master's from Iowa State University.

David Glover is in his eighth season with the Chiefs in 2013. The Muskegon, Mich., native spent the 2004 campaign as a seasonal assistant with the New York Jets and worked as a trainer at Rutgers in 2005 before joining the Chiefs in 2006. Glover earned a bachelor's degree from Central Michigan and owns a master's from Seton Hall.

Nick Potter begins his fifth season as a full-time trainer with the Chiefs after serving as a seasonal assistant with the club in 2006. He holds a bachelor's degree from Western Michigan University and a master's degree from Texas Tech University, where he served as a graduate assistant. Prior to joining the Chiefs he worked at Hackley Sports Medicine and Rehabilitation (2005-06) and as an intern with the Detroit Lions (2004-05).

FOOTBALL SUPPORT STAFF



MITCH REYNOLDS
FOOTBALL OPERATIONS
COORDINATOR



B.J. STABLER
PLAYER ENGAGEMENT
MANAGER



RAHMAN ANJORIN
PLAYER ENGAGEMENT
ASSISTANT

EQUIPMENT



ALLEN WRIGHT
EQUIPMENT MANAGER



KYLE CRUMBAUGH
ASSISTANT EQUIPMENT
MANAGER



CHRIS SHROPSHIRE
ASSISTANT EQUIPMENT
MANAGER



JIMMY WHITE
EQUIPMENT ASSISTANT

VIDEO



PAT BRAZIL
DIRECTOR OF
VIDEO OPERATIONS



KEN RADINO
ASSISTANT
VIDEO DIRECTOR



JOSH SCHMIDT
VIDEO ASSISTANT



COLIN CLARK
VIDEO ASSISTANT

GROUNDS CREW



JAY WARNICK
HEAD
GROUNDSKEEPER



SCOTT MARTIN
ASSISTANT
GROUNDSKEEPER



DOUG SCHALLENBERG
ASSISTANT
GROUNDSKEEPER



TRAVIS HOGAN
GROUNDS CREW



TERRY LEE
GROUNDS CREW


COMMUNICATIONS CONTACTS AND INFORMATION



TED CREWS
VICE PRESIDENT
OF COMMUNICATIONS



BRAD GEE
MANAGER OF
COMMUNICATIONS



LUKE SHANNO
COMMUNICATIONS
COORDINATOR



CYDNEY RICKER
COMMUNICATIONS
ADMINISTRATIVE ASSISTANT

The 2013 Kansas City Chiefs Media Guide has been designed to aid and assist all media when covering the Chiefs throughout the 2013 campaign. Should you need further information, additional assistance or would like to request an interview, please do not hesitate to contact a member of the Chiefs Communications Department.

CONTACT INFORMATION

Staff Member

Ted Crews
Brad Gee
Luke Shanno
Cydney Ricker

Office Phone

(816) 920-4359
(816) 920-4349
(816) 920-4351
(816) 920-4352

Email Address

tcrews@chiefs.nfl.com
bgee@chiefs.nfl.com
lshanno@chiefs.nfl.com
cricker@chiefs.nfl.com

PR Phone: (816) 920-4352

PR Fax: (816) 923-4719

MEDIA.KCCHIEFS.COM & CREDENTIAL REQUESTS

The Kansas City Chiefs offer an interactive media guide online to assist local and national media members in their coverage of the team. On media.kcchiefs.com, media members will also find game releases, updated stats, updated biographies, transcripts and other materials designed to assist in the coverage of the Chiefs. The website also links to organization's online credentialing system.

MEDIA POLICIES

Arrowhead Info: The Press Box and Radio Booths at Arrowhead are located on the Press Level (Level 9). Enter the Tower Gate on the south side of the stadium. Use the west elevators to access Level 9. The Press Box and Radio Booths are located directly off the elevators. The network television booth can be accessed via the Broadcast Lounge located on the Plaza Level (Level 3).

Media Will Call Location: All media will check in at the will call booth located along the fence in Lower Lot E (outside of the Pavillion building).

Photo Work Room: The Photo Work Room is located near the 50-yard line tunnel. To access the field, photographers should use the main player tunnel in the southeast corner of the stadium and should not use the 50-yard line tunnel.

Credential Requests: All credential requests must be made online at www.chiefsmedia.com a minimum of one week in advance of the game. Credentials will be confirmed on Tuesdays before Sunday games by a member of the team's Communications staff. Road credential requests must be submitted to the Chiefs Communications Department no later than one game prior to the game.

Practice: During the regular season, local media is permitted to attend practice for stretching and individual drills Wednesday through Friday. Check with Chiefs Communications on specific times and policies.

Interview Requests: All interview requests for General Manager John Dorsey, Head Coach Andy Reid, the coaching staff and team executives should be made well in advance to Vice President of Communications Ted Crews. Requests for Chiefs players may be made to any member of the Chiefs Communications staff.

Head Coach Availability: Head Coach Andy Reid is available to the media on Wednesday, Thursday and Friday during the week, in addition to his weekly press conference on Mondays. Days and times are subject to change. Please check with the Chiefs Communications staff for updates.

Player Availability: During the regular season, players are available to the media for a minimum of 45 minutes following the conclusion of practice each day. Requests for one-on-one interviews and other special requests should be coordinated through Chiefs Communications in advance.



DAN CRUMB

CHIEF FINANCIAL OFFICER



- 4th NFL Season
- 4th with Chiefs

Dan Crumb was named Kansas City's Chief Financial Officer on September 17, 2010. He enters his fourth season in the National Football League, working with Chiefs Chairman and CEO Clark Hunt and President Mark Donovan in directing the club's business operations.

Since joining the Chiefs, Crumb has been instrumental in strengthening the club's business operations by instituting changes that have improved the team's business efficiency, including implementation of new payroll and accounting systems, strengthening business continuity and disaster recovery plans and enhancing the ticket distribution process for games and special events. Along with the club's finance department, Crumb also oversees the ticket office and information systems department, which serves the technology needs of both the Chiefs and Hunt Midwest Enterprises.

"Dan has a proven track record of success as a financial officer, and his leadership and experience make him a key addition to our business operations," Hunt said upon hiring Crumb.



Prior to joining the Chiefs, Crumb, a New Orleans native, worked for the New Orleans Hornets of the National Basketball Association as the team's Senior Vice President and Chief Financial Officer. During his time with the Hornets, he led the club's finance, human resources and information technology departments. He oversaw the transition of the finance department from Oklahoma City to New Orleans following Hurricane Katrina. In addition to financial leadership, Crumb was responsible for compliance with league standards and policies.

Before joining the Hornets, Crumb served as

the Chief Financial Officer of Abita Springs Water Company, Inc. He guided the company's rebuilding efforts through Hurricanes Katrina and Rita which included adjusting the company's business model, procuring product from alternate sources and preparing business interruption and property and casualty claims related to Hurricane Katrina. He also managed the company's finance, information technology and human resources departments for the organization's multi-state operation.

Crumb began his professional career at KPMG, an international audit, tax and advisory firm.

The certified public accountant earned his Master of Business Administration from Tulane University's A.B. Freeman School of Business. He also holds a Bachelor of Science degree in Finance from the University of New Orleans.

An active member of the New Orleans community, Crumb served on the Board of Directors for The Salvation Army, Café Hope and Second Harvest Food Bank of Greater New Orleans and Acadiana. He was also a guest lecturer at the Tulane University Law School Sports Law Program and has authored a number of articles for national and state CPA society journals.

Crumb has brought that same community involvement to the Midwest and is part of numerous philanthropic organizations in Kansas City. He is a member of the Board of Directors of Harvesters Community Food Network, assuming the role of Treasurer in 2012. He is also on the Finance Committee and serves on the Board of Directors of Catholic Charities of Northeast Kansas and is a Snow Ball Patron Committee member.

In addition to his community service, Crumb is a member of the American Institute of Certified Public Accountants, the Missouri Society of Certified Public Accountants and the Kansas Society of Certified Public Accountants. He serves on the Board of Trustees of the Kansas Society of Certified Public Accountants Educational Foundation, the Board of Directors of the Missouri Society of Certified Public Accountants and the Business and Industry Executive Committee of the American Institute of Certified Public Accountants.

He and his wife, Janet, have two children - Pat and Ally.



BILL CHAPIN
SENIOR VICE PRESIDENT
OF BUSINESS OPERATIONS



- 9th NFL Season
- 2nd with Chiefs

Bill Chapin was named the Chiefs Senior Vice President of Business Operations on Dec. 15, 2011 and enters his second season with Kansas City in 2013.

Chapin's responsibilities include overseeing marketing strategy and implementation, branding, advertising, market research, fan development, community outreach, charitable giving, Season Ticket Fan Loyalty programs and Customer Relationship Management, the Chiefs Art Program, special events, including concerts & college football games, the Chiefs Cheerleaders, Red Coaters, and KC Wolf. In his role, Chapin reports directly to Chiefs President Mark Donovan on all matters of the team's business operations.

Chapin is currently spearheading the development of Chiefs Kingdom Pass, a new program designed to enhance the year-round experience of the club's Season Ticket Holders. The Chiefs Kingdom Pass is the first Season Ticket Holder program in the NFL to provide a fully-integrated experience incorporating ticketless technology, exclusive content and a rewards program. In addition, the club will re-launch a team app that will be available on all mobile platforms for all fans with exclusive content and replays available only at Arrowhead on game days that will enhance the fan experience.

Under Chapin's direction, the Chiefs finalized a comprehensive brand review that created a Chiefs Style Guide for the Club to communicate the club's brand vision and mission. In conjunction with focus group research, he directed and developed the team's "This is Chiefs Kingdom" campaign. The campaign is inspired by both the Voice of the Chiefs Mitch Holthus and the award-winning 65 Toss Power

Trap Production team's efforts. The campaign, which focuses on a passionate region's fan base, team, organization, and community, was unveiled in the spring of 2013 via television, radio, digital media and out-of-home environments. Chapin's efforts resulted in both a Gold and Silver Addy award for the club's 50th season integrated advertising campaign and outdoor advertising in 2012. In addition, Chapin sits on the committee of 101 which hosts the 101 Awards, Kansas City's Salute to Professional Football, with proceeds benefitting Truman Medical Center Community Health and Wellness program.

Chapin brings experience from all five major professional sports leagues to the Chiefs. He most recently served as Vice President of Business Development for Seattle Sounders FC. Prior to that position, Chapin served as the Director of Marketing and Partnership Development for the Seattle Seahawks and Seattle Sounders FC. While in Seattle, he directed all brand positioning and marketing activation for the club, resulting in 62 consecutive sellouts, and the launch of the Seattle Sounders MLS franchise in 2009.

Prior to his tenure in Seattle, Chapin served as Director of Ticket Sales for the Anaheim Ducks (2000-04), Director of Group and Inside Sales for the Los Angeles Kings (1996-00), and was part of the management team in the construction of the STAPLES Center in Los Angeles in 1999. His other professional stops include stints with the San Diego Padres and the Los Angeles Clippers.

Education: University of California-Riverside (B.A. 1992); Pepperdine University (M.B.A 2003). **Family:** Wife - Tori; Children - Samuel and Jacob.



TED CREWS
VICE PRESIDENT
OF COMMUNICATIONS



- 16th NFL Season
- 2nd with Chiefs

Ted Crews was hired as the Chiefs Vice President of Communications on Jan. 27, 2012 and begins his second season with Kansas City in 2013. Crews serves as the club's primary contact for the team's communication needs and is the club's key liaison between coaches, players, team executives and local and national media members. He oversees a staff that also works directly with the coaching and personnel departments on research, statistics and other projects. Crews brings 14 years of previous NFL experience to the Chiefs.

Prior to joining the Chiefs, Crews spent three seasons (2009-11) as Senior Director of Communications for the St. Louis Rams. In that capacity, he served as the primary contact on all football matters for the owners, general manager and head coach, in addition to serving as the team's official spokesperson.

Before joining the Rams, he held the title of Football Communications Manager with the Atlanta Falcons for four seasons (2005-08). In Atlanta, he provided media support for the general manager and head coach, in addition to the coaching staff and players.

The Columbia, Md., native spent five seasons as Media Relations Assistant for the Carolina Panthers (2000-04) after originally entering the NFL as a department intern with the Panthers, serving two years in that role.

Crews has been selected by the NFL to work at four consecutive Super Bowls and has been elected by the NFL to work at five AFC-NFC Pro Bowls in Hawaii.

Education: South Carolina State University (B.A. 1999). **Family:** Wife - Michelle; Children - Tesdell Jacob IV and Olivia Celeste.



KIRSTEN KRUG
VICE PRESIDENT
OF ADMINISTRATION



- 4th NFL Season
- 4th with Chiefs

Kirsten Krug enters her fourth season with the Chiefs and is in her first year serving as the club's Vice President of Administration. She assumed that title in 2013 after being named the club's Vice President of Human Resources and Administration on March 21, 2012. In the position, Krug is responsible for overseeing all facets of human resources for the club, including benefits administration, recruiting, employee relations, compensation analysis, training and special projects. Krug also oversees the team's Player Engagement Department, helping optimize the personal and professional growth of the team's players and staff members through guidance and support before, during and after their NFL careers.

Prior to being named the Vice President of Human Resources and Administration, Krug served as the Chiefs' Director of Human Resources for two years (2010-11). Before beginning her NFL career, she spent more than 13 years as the Director of

Human Resources and Training for Amarr Garage Doors, one of the nation's largest manufacturers of residential and commercial garage doors. While there, she managed all aspects of human resources and training for the more than 600 employees that made up Amarr's workforce.

Prior to her stint at Amarr, Krug served as the Vice President of Business Development at the KU Credit Union and as a Quality Control Supervisor at Kemper Financial Services. The Lawrence, Kan., native was a letterwinner on the University of Kansas tennis team.

She was appointed by the mayor of Lawrence, Kan., to serve on the Lawrence Human Rights Commission for two consecutive terms. Her role with the commission includes overseeing the human rights code for Douglas County.

Education: University of Kansas (B.A. 1989).

Family: Husband - Robin; Children - Ainsley and Payton.



DAVID YOUNG
VICE PRESIDENT
OF STADIUM OPERATIONS



- 10th NFL Season
- 4th with Chiefs

David Young enters his fourth season as the Chiefs Vice President of Stadium Operations after joining the club in that role in July of 2010. He directs and oversees all aspects of the operation of Arrowhead Stadium and The University of Kansas Hospital Training Complex. In his role, he oversees customer service, facility maintenance, stadium systems, food and beverage, retail operations, security, game/event staff, fan experience, event sales and event operations.

Young has overseen the return of concerts to Arrowhead with the Kenny Chesney and Taylor Swift concerts in 2011. In the summer of 2013, Arrowhead is hosting a concert for the third-straight year after a decade-long concert drought. Arrowhead is now truly a year-round venue with hundreds of events per year at the facility, from trade shows and corporate meetings to weddings, dinners and fundraisers.

Enhancing the fan experience at Arrowhead is Young's primary role. Under his direction, more gameday guest service staff have been made available on every level of the stadium to lower the guest-to-staff ratio and promote interaction between staff and fans. A growing emphasis has been placed on sustainability at Arrowhead with the waste diversion rate more than quadrupling in 2012 from

2010. A composting program was tested in 2011 to help divert food waste that would otherwise end up in landfills. Under Young, the Chiefs have also started a gameday food recovery program that delivers unused concession product to the Harvesters Community Food Network to be distributed to area charities and food kitchens. The success of these program will allow for further composting and recycling efforts to continue to increase sustainability efforts.

Prior to joining the Chiefs, Young spent six seasons (2004-09) with the Seattle Seahawks. He was the Assistant General Manager for First and Goal, Inc. (2007-09), the facility management division of the Seattle Seahawks and Seattle Sounders FC organization. He also served as the Director of Event Services (2005-07) and Event Services Manager (2004-05). Under his direction, Qwest Field was named the Fan Friendliest Stadium in the NFL.

The Woodland, Wash., native began his professional career with Disney in theme park operations at the Walt Disney World Resort in Orlando, Fla. Young managed the daily operations of attractions and guest relations at the Magic Kingdom park.

Education: University of Washington (B.A. 1998).
Family: Wife - Ali, Child - Ella.

STAFF




DARREN ADAMS
ASSISTANT MANAGER
OF TICKET SALES




JARED AESCHBACH
SPONSORSHIP
COORDINATOR



ASHLEY AHERN
MANAGER OF
PARTNERSHIP ACTIVATION



JEREMY ARMSTRONG
INFORMATION TECHNOLOGY
HELP DESK



SARAH ARMSTRONG
SECURITY SITE
SUPERVISOR



JACK BAGBY
STADIUM
OPERATIONS



TRAVIS BAKER
EVENT SERVICES
MANAGER



JENNY BARLOW
MANAGER OF COMMUNITY RELATIONS
-WELLNESS OUTREACH



BRENT BARNES
PROJECT
MANAGER



KELLEN BEGNOCHE
SUITE SERVICES
COORDINATOR



ALISHA BENNETT
HUMAN RESOURCES
COORDINATOR



RAY BOLEN
SECURITY
OFFICER



MARTY BRASHEAR
SECURITY
OFFICER



KEVIN BREBNER
ASSOCIATE
PRODUCER



CHUCK CASTELLANO
MANAGER OF
COMMUNITY RELATIONS



JANA COLLINS
EVENT SALES
MANAGER



KRISTIN CONLON
PAYROLL
COORDINATOR



ZACH COOK
TICKET SALES
REPRESENTATIVE



GARY COOPER
STADIUM
OPERATIONS



BETH COSTANTE
EXECUTIVE ASSISTANT
TO THE PRESIDENT



RICHARD COX
SECURITY
OFFICER



SAM CRUSE
TICKET SALES
REPRESENTATIVE



JACOB CUEVAS
TICKET SALES
REPRESENTATIVE



SAM DEARTH
GROUP SALES
REPRESENTATIVE



JOE DEFREES
STADIUM
OPERATIONS

STAFF



ROSA DOBSON
STADIUM
OPERATIONS



BRIAN DUNN
CONTROLLER



DON EDMONDSON
STADIUM
OPERATIONS



DAVE FELSEN
DIRECTOR OF
TICKET OPERATIONS



JANET FELTHAM
COMMUNITY RELATIONS
ASSISTANT



REID FERRIN
CHIEFS
INSIDER



SCOTT FLETCHER
NETWORK
ENGINEER



TRAVIS GEARY
DIGITAL MEDIA
COORDINATOR



MAGGIE GERALDI
CORPORATE PARTNERSHIP
COORDINATOR



JORDAN GIESLER
GRAPHIC DESIGNER



BRANDON HAMILTON
DIRECTOR
OF FACILITIES



COLBY HARRISON
SECURITY
OFFICER



JIM HEARD
STADIUM
OPERATIONS




CHAD HIGNITE
DATABASE MARKETING
MANAGER



LUKE HYVONEN
DIRECTOR OF
EVENT OPERATIONS



TONYA IDEL
PROJECT COST
COORDINATOR



JUSTIN JOHNSON
PROJECT
MANAGER



BRIAN JOHNSTON
CORPORATE PARTNERSHIP
SALES MANAGER



RAY JORDAN
GROUP SALES
REPRESENTATIVE



STEPHANIE JUDAH
CHEERLEADING
DIRECTOR



TYLER KIRBY
DIRECTOR OF
TICKET SALES



KIMBERLY KRUSE
EVENT SALES
MANAGER



SHERRI LATHROP
ACCOUNTING
MANAGER




ANDREW LIEBER
STADIUM SERVICES
SUPERVISOR



SHAWN LONG
DIRECTOR OF
SALES

STAFF



JAMES LUTTRELL
SECURITY
OFFICER



MALLORY LUTZ
SPORTS LAB
COORDINATOR



FRANK MANNINO
STADIUM SYSTEMS
MANAGER



DAWN MARTIN
SENIOR HUMAN
RESOURCES GENERALIST



JAYNE MARTIN
DIRECTOR OF
FAN EXPERIENCE



PATRICK MARTIN
INFORMATION TECHNOLOGY
HELP DESK



JODAIN MASSAD
DIRECTOR OF
PRODUCTION




ROCCO MAZZELLA
STADIUM SERVICES
MANAGER



DAN MEERS
MASCOT
COORDINATOR



JOHN MEISSNER
TICKET SALES
REPRESENTATIVE



ROBYN MEYER
ACCOUNTING
ASSISTANT



EVAN MILLER
ASSOCIATE
PRODUCER



MATT MONTGOMERY
TICKET SALES
REPRESENTATIVE



MICHELLE MONTGOMERY
MARKETING AND EVENTS
COORDINATOR



BOB MOORE
HISTORIAN



DOUG MORGAN
STADIUM
OPERATIONS



ASHLEY MUFFITT
TICKET SALES
COORDINATOR



MARK NACPIL
TICKET OPERATIONS
SPECIALIST



ZACH NIZOLEK
CORPORATE SPONSORSHIP
COORDINATOR



BRIAN PATERSON
CONVERSION AND
CLEANING SUPERVISOR



ADAM PELLEGRINO
PRODUCER



LISA PLUNKETT
EXECUTIVE ASSISTANT
TO THE CFO



JACK PURTLE
STADIUM
OPERATIONS



MICHAEL RAGSDALE
SENIOR
ACCOUNTANT



LEAH RINDLER
CUSTOMER RELATIONS
COMMUNICATIONS ANALYST

STAFF



MARK ROBERTSON
SECURITY
OFFICER



NATE RODGERS
STADIUM SERVICES
SUPERVISOR



ERIC ROSE
TICKET SALES
REPRESENTATIVE



ADAM ROSSBACH
CORPORATE PARTNERSHIP
SALES MANAGER



KIM RUTTER
ACCOUNTING
ASSISTANT



STEVE SANDERS
PHOTOGRAPHER



RACHEL SANTSCHI
CHIEFS
REPORTER




JUSTIN SAUSER
MANAGER OF TICKET
OPERATIONS



ANNE SCHARF
MANAGER OF
BUSINESS OPERATIONS



DEREK SCHLESINGER
SUITE SALES
MANAGER



BRYAN SCOTT
SECURITY
OFFICER



BRIAN SHAFAR
TEAM SECURITY
MANAGER



A.J. SHELTON
STADIUM
OPERATIONS



DON SHOOK
STADIUM
OPERATIONS



ERIC SHORT
TICKET SALES
REPRESENTATIVE



JEREMY SLAVENS
DIRECTOR OF MARKETING
AND EVENT ACQUISITION



BRIAN SLOAN
COURIER



CYNDI SLOAN
RECEPTIONIST



RYAN SMART
CUSTOMER RELATIONS
REPRESENTATIVE



KENNY SMITH
STADIUM
OPERATIONS



GARY SPANI
DIRECTOR OF
SPECIAL EVENTS



MARC SPARKS
STADIUM
OPERATIONS



RANDY SPEARMAN
SECURITY
OFFICER



PATRICK STACY
CUSTOMER RELATIONS
REPRESENTATIVE



BRANDON STEC
SUITE SALES
MANAGER

STAFF



ASHLEY STEELE
EVENT
COORDINATOR



BOB STIRTON
DIRECTOR OF
INFORMATION TECHNOLOGY



BEN STUCK
SUITE SERVICES
COORDINATOR



VIPUL THAKKER
FINANCIAL
ANALYST



DANNY THOMAN
STADIUM
OPERATIONS



LANIECE TYREE
HEAD OF SAFETY
AND EVENT SECURITY



RHONDA UNGER
ASSISTANT TO DIRECTOR OF
CORPORATE PARTNERSHIPS



ABBY VANNORDSTRAND
STADIUM OPERATIONS
ASSISTANT



NATE VAUGHN
PRODUCER



SHANE VITTEGL
STADIUM
OPERATIONS



STEVE WEISSMAN
SECURITY
OFFICER



KURT WHITLOW
SENIOR TICKET SALES
ACCOUNT EXECUTIVE



MARK WILLIAMS
PROJECT
MANAGER



STEVE WILSON
STADIUM
OPERATIONS



DANA WITT
PRODUCTION
MANAGER



LAURA WOLFE
EVENT
MANAGER



BRAD YOUNG
PRODUCER



LORI YOUNG
TICKET OPERATIONS
COORDINATOR



TREY ZARTMAN
GROUP SALES
REPRESENTATIVE

CHIEFS RADIO NETWORK



For the 24th-consecutive year, all Chiefs games will be carried in Kansas City by KCFX Radio/101.1 FM. The Chiefs Fox Football Radio Network, with KCFX as its anchor, includes numerous affiliates throughout a seven-state region. KCFX will broadcast all Chiefs preseason, regular season and playoff games live.

In 2010, Sports Radio 810 WHB secured exclusive rights to the second hour of the official Chiefs postgame show. Sports Radio 810 WHB is the official AM radio partner of the Chiefs, and owns exclusive live radio broadcast rights to the Chiefs weekly in-season press conferences with Head Coach Andy Reid and the other Chiefs programming.

One of the Midwest's most recognizable radio and television personalities, Mitch Holthus handles the play-by-play duties for the 20th-straight year, giving him more years of service than any other "Voice of the Chiefs" in team history. Holthus has called a franchise-record 310 regular and postseason contests for Kansas City. Only six active NFL play-by-play announcers have been in their current roles for more seasons than Holthus.

Holthus is a past president of the National Sportscasters and Sportswriters Association, an eight-time winner of the Kansas Sportscaster of the Year Award and was inducted into the Kansas Broadcaster Hall of Fame in 2008. The Smith Center, Kan., native also served as the voice of Kansas State athletics for 14 years from 1983-96. In addition to his Chiefs duties, he began his duties as the lead TV play-by-play broadcaster for FOX Sports coverage of the Missouri Valley Conference in 1995. In 2008, Holthus added TV play-by-play coverage of Big 12 basketball to his resume and continued to broadcast select Missouri Valley basketball contests.

Adding the color analysis to the Chiefs Radio Network for the 29th-consecutive year is QB Len Dawson, who was inducted into the Pro Football Hall of Fame in 1987. Dawson was the MVP in Kansas City's Super Bowl IV triumph over Minnesota and guided the franchise to three AFL titles.

Pro Bowl long snapper Kendall Gammon enters his sixth season providing in-game sideline updates. A 15-year NFL veteran, Gammon played in 106 games in a Chiefs uniform and was a member of Pittsburgh's Super Bowl XXX squad.

Dan Israel serves as the Executive Producer of the Chiefs Radio Network. A member of the Chiefs Radio Network since 1989, his talents have also been used by HBO, CBS, NBC and ABC.

"Voice of the Missouri State Bears" Art Haines anchors the pre-game show, halftime and in-game reports.



CHIEFS RADIO TEAM: (L to R): Kendall Gammon (Sideline Reporter), Len Dawson (Color Commentary), Mitch Holthus (Play-by-Play) and Dan Israel (Exec. Producer).

VOICES OF THE CHIEFS

(Radio play-by-play announcers)	
Charlie Jones	1960-62
Merle Harmon	1963
Tom Hedrick	1964-70
Dick Carlson	1971-73
Ray Scott	1974-75
Al Wisk	1976
Tom Hopkins	1977
Wayne Larrivee	1978-84
Kevin Harlan	1985-93
Mitch Holthus	1994-13

2013 CHIEFS RADIO NETWORK AFFILIATE LIST

MISSOURI

CITY	STATION	CITY	STATION	CITY	STATION	CITY	STATION
BETHANY	KAAN/870 AM	FORT LEONARD WOOD	KUMR/104.5 FM	MARSHALL	KMMO/1300 AM	SPRINGFIELD	KXUS/97.3 FM
	KAAN/95.5 FM	HOUSTON	KBTC/1250 AM		KMMO/102.9 FM	ST. JOSEPH	KSQJ/680 AM
BUTLER	KMAM/1530 AM	JEFFERSON CITY	KBBM/100.1 FM	MOBERLY	KIRK/97.3 FM		KFEQ/92.7 FM
	KMMOE/92.1 FM	JOPLIN	KKOW/860 AM	MONETT	KRMO/990 AM	THAYER	KAMS/95.1 FM
CAMERON	KKWK/100.1 FM		KBTN/1420 AM	OSAGE BEACH	KRMS/1150 AM	VERSAILLES	KTKS/95.1 FM
CLINTON	KXEK/104.9 FM	KANSAS CITY	KCFX/101.1 FM	ROLLA	KUMR/104.5 FM		
COLUMBIA	KBBM/100.1 FM	KIRKSVILLE	KRXL/94.5 FM	SEDALIA	KSDU/92.3 FM		

KANSAS

CITY	STATION	CITY	STATION	CITY	STATION	CITY	STATION
CLAY CENTER	KCLY/100.9 FM	GARDEN CITY	KKJQ/97.3 FM	KANSAS CITY	KCFX/101.1 FM	SALINA	KSGG/99.9 FM
COFFEYVILLE	KGGF/690 AM	GLEN ELDER	KXDY/96.3	MANHATTAN	KMAN/1350 AM		KINA/910 AM
COLBY	KXXX/790 AM	GREAT BEND	KVGB/104.3 FM	PARSONS	KLKX/1540 AM	TOPEKA	KDVV/100.3 FM
	KRDO/100.3 FM	HAYS	KFXD/96.9 FM		KLKC/93.5 FM	WELLINGTON	KLEY/1130 AM
EMPORIA	KVOE/101.7 FM	HUTCHINSON	KWBM/1450 AM	PITTSBURG	KKOW/860 AM	WICHITA	KTHR/107.3 FM
FORT SCOTT	KMDO/1600 AM	IOLA	KIOL/1370 AM	PRATT	KMMM/1290 AM	WINFIELD	KKLE/1550 AM
	KOMB/103.9 FM	JUNCTION CITY	KJCK/1420 AM				

NEBRASKA

CITY	STATION	CITY	STATION
FALLS CITY	KTNC/1230 AM	KEARNEY	KUVR/1380 AM
GRAND ISLAND	KRGI/1430 AM	LINCOLN	KFOR/1240 AM
HOLDREDGE	KUVR/1380 AM	OMAHA	KXSP/590 AM

IOWA

CITY	STATION	CITY	STATION
ATLANTIC	KJAN/1220 AM	DES MOINES	KBGG/1700 AM

ARKANSAS

CITY	STATION
MAMMOTH SPRING	KAMS/95.1 FM

SOUTH DAKOTA

CITY	STATION
YANKTON	KYNT/1450 AM

OKLAHOMA

CITY	STATION
BARTLESVILLE	KGGF/960 AM

2013 CHIEFS TRAINING CAMP



The Kansas City Chiefs hosted their fourth training camp at Missouri Western State University in St. Joseph, Mo., in 2013.

For the first time in 20 years, Chiefs Training Camp moved back to the state of Missouri in 2010.

"We are very excited about having training camp back in the state of Missouri," Chiefs Chairman & CEO Clark Hunt said. "Given the increased year-round interest in the Chiefs, it was important to our family to conduct camp closer to our fans in Mid-America."

St. Joseph and Missouri Western are located approximately an hour north of Arrowhead Stadium, and roughly 40 minutes north of Kansas City International Airport.

This community of 72,000 and Missouri Western have embraced the Chiefs. The famed Pony Express got its start in St. Joseph in 1860, while noted Wild West figure Jesse James met his demise in the city in 1882.

The Chiefs enjoy a number of amenities at the new climate-controlled Griffon Indoor Complex (above), including state-of-the-art locker rooms, training rooms, meeting rooms, weight room facilities and a 120-yard indoor field.

In addition to the indoor practice area, two 120-yard regulation NFL grass fields have been installed, in addition to the artificial surface of Spratt Stadium. Blum Union houses the team's dining needs and serves as the club's media headquarters.

The Missouri Development Finance Board approved a \$25 million tax credit in June of 2009 to help bring Chiefs training camp back to Missouri. Through the Hunt family's additional contributions to the Arrowhead project, the family and the Chiefs organization made a \$10 million investment toward the Griffon Indoor Complex at Missouri Western.

The Kansas City Chiefs have committed to holding the club's training camp in the state of Missouri for the next seven years, while the club and Missouri Western State University agreed to the university's plans for the current training facility that will keep Kansas City's training camp in St. Joseph for a minimum of one more year.



2012 Chiefs Training Camp



TRAINING CAMP SITES

HOST	LOCATION	YEARS
New Mexico Military Institute	Roswell, New Mexico	1960
Southern Methodist University	Dallas, Texas	1961-62
William Jewell College	Liberty, Missouri	1963-90
University of Wisconsin - River Falls	River Falls, Wisconsin	1991-09
Missouri Western State University	St. Joseph, Missouri	2010-13

CHIEFS TELEVISION NETWORK



NFL Network's Paul Burmeister pairs with former Chiefs All-Pro QB Trent Green on the Chiefs Television Network for the second year in 2013 for the Chiefs preseason television broadcasts on KCTV5 that will be seen in 12 different markets in a six-state region. Aired by KCTV5 in Kansas City, all preseason games will be available in high definition.

Burmeister will handle play-by-play with Green serving as the color commentator.

"We are extremely excited to have Paul Burmeister and Trent Green leading the on-air broadcast again for the 2013 preseason on the Chiefs Television Network," Chiefs President Mark Donovan said. "Both Paul and Trent have ties to the region and provide a great combination of local Chiefs knowledge and National Football League perspective."

KCTV5 will carry Chiefs preseason contests for the 11th consecutive year.

Burmeister played quarterback at the University of Iowa (1989-93) and was a team captain for the Hawkeyes his senior season. He is currently in his eighth season as a studio host and reporter with NFL Network. He has called preseason games for the Jacksonville Jaguars for the past four seasons.

In 2010, Burmeister served as a lead play-by-play voice for NFL Network's debut season broadcasting Arena Football League games, calling 11 matchups - including Arena Bowl XXIII - alongside Kurt Warner. Burmeister also anchors NFL Network's exclusive coverage of the Under Armour Senior Bowl and contributes to coverage of the NFL Scouting Combine in Indianapolis.

Green concluded his 16-year NFL playing career in 2008 and launched his broadcasting career with FOX Sports in 2009. In six seasons with Kansas City (2001-06), Green established franchise career records for passer rating (87.3), completion percentage (61.9) and 300-yard games (24). A two-time winner of the Derrick Thomas Award as Kansas City's MVP (2003-04), Green threw for 21,459 yards and 118 TDs in a Chiefs uniform, numbers topped only by Hall of Fame QB Len Dawson.


65 Toss Power Trap Productions, the production arm of the Chiefs organization, will begin its second season in live game production starting with the 2012 preseason. Each game will be fully created and designed in-house by the team's staff of producers and directors.



*Paul Burmeister
Play-by-Play*



*Trent Green
Color Commentator*



65 TOSS POWER TRAP PRODUCTIONS

CHIEFS TV NETWORK

KCTV/KSMO	Kansas City, Mo., Kansas City, Kan.
KQTV	St. Joseph, Mo.
KOLR/KOZL	Springfield, Mo.
KMIZ/KQFX/KZOU	Columbia-Jefferson City, Mo.
KTVO 3.2/KTVO 3.1	Ottumwa, Iowa-Kirksville, Mo.
KODE/KSNF	Joplin, Mo.-Pittsburg, Kan.
KWCH/KSCW/KDCU	Wichita-Hutchinson KBSD, Ensign, KBSH, Hays and KBSL, Goodland, Kan.
WIBW/EIBW	Topeka, Kan.
KDSM	Des Moines-Ames, Iowa
KNWA/KFTA	Ft. Smith-Fayetteville-Springdale-Rogers, Ark.
KFXL/KHGI	Lincoln and Hastings-Kearney, Neb.
KOTV/KQCW	Tulsa, Okla.



VETERAN
BIOS



**HUSAIN
ABDULLAH**
SAFETY



39

6-0 • 204 • Born: 7/27/85
Pomona, Calif. • NFL Exp: 5 (1st with Chiefs)
GP/GS (Playoffs): 54/24 (3/0)
Acq: FA-13 • Washington State

PRO CAREER:

- Fifth-year safety begins his first season with the Chiefs in 2013.
- Played mostly special teams until capturing a starting role in 2010 with the Minnesota Vikings.
- Has recorded 167 tackles (111 solo), 2.0 sacks, four interceptions, 11 pass breakups, six tackles for loss, two QB pressures and 49 special teams tackles in four NFL seasons (2008-11).
- Older brother, Hamza, played safety with Denver, Cleveland and Arizona.
- The brothers, both practicing Muslims, sat out of football in the 2012 season to make a pilgrimage to Mecca in Saudi Arabia.
- Originally entered the NFL as an undrafted free agent with the Minnesota Vikings in 2008.

TRANSACTIONS:

Signed with Kansas City (2/18/13) ... Declared Free Agent (3/13/12) ... Re-signed with Minnesota (7/31/11) ... Signed with Minnesota as an undrafted free agent (5/2/08).

MINNESOTA (2008-11):

Played in 54 games (24 starts), recording 167 tackles (111 solo), including six for loss, 2.0 sacks (-22.0 yards), four interceptions, 11 passes defended, two QB pressures, and 49 special teams tackles ... Appeared in three postseason contests, tallying six special teams tackles.

2011: Started in all nine games he appeared in and was inactive in two contests before being placed on injured reserve on Nov. 29 with a head injury ... Recorded 65 tackles (48 solo), including three for loss, 1.0 sack (-8.0 yards), one QB pressure, one interception and two passes defended.

2010: Started all 15 games he appeared in, recording 98 tackles (60 solo), including three for

loss, three interceptions, nine passes defended, one QB pressure and eight special teams tackles.

2009: Appeared in 14 contests, recording four tackles (three solo), 1.0 sack (-14.0 yards), and 17 special teams tackles ... Played in two postseason contests, recording five special teams tackles.

2008: Appeared in all 16 games, pacing the team with 24 special teams tackles ... Played in one postseason contest, tallying one special teams stop.

COLLEGE: Named Honorable Mention All-Pac 10 as a senior after recording team highs with 93 tackles and four interceptions ... Named team defensive MVP after his senior campaign ... Finished career with 10 interceptions, placing him 11th in school history ... Started 33 consecutive games to finish his career ... Earned a bachelor's degree in sociology at Washington State.

PERSONAL:

- Standout in football, basketball and golf at Pomona High School in Pomona, Calif., earning three letters in golf and two years in basketball.
- Named to second team All-CIF as a senior, CIF Div. 9 Defensive Player of the Year, All-CIF All-Division second team.
- Older brother, Hamza, played safety for the Arizona Cardinals (2009-11), Cleveland Browns (2008) Denver Broncos (2005-08).
- Younger brother, Esa Johnwell, played wide receiver at Washington State.
- Hosted a free youth football camp with his brother, Hazma, during the 2011 offseason in Pomona, Calif.
- Married; wife, Zhavon, with a son, Jalaal, and a daughter, Kameela.

ABDULLAH'S NFL STATISTICS

Year	Team	TACKLES			SACKS		INTS		FUMBLES			QB			
		G-S	Solos	Asst.	Total	No.	Yds.	No.	Yds.	PDs	FF	FR	Yds.	Press.	
2008	Minnesota	16-0	0	0	0	0.0	0.0	0	0	--	0	0	0	0	0
2009	Minnesota	14-0	2	0	2	1.0	14.0	0	0	--	1	0	0	0	0
2010	Minnesota	15-15	50	28	78	0.0	0.0	3	5	5	7	0	0	0	0
2011	Minnesota	9-9	44	5	49	1.0	8.0	1	32	32	5	0	0	0	0
Totals		54-24	96	26	122	2.0	22.0	4	37	37	13	0	0	0	0

Additional Stats: Has 39 special teams tackles - 4 in 2010, 15 in 2009 and 20 in 2008.

SINGLE GAME CAREER HIGHS

Tackles: 9 (7 solo) at Detroit (1/2/11)
Sacks: 1.0, at Carolina (10/30/11)

Interceptions: 2 at Chicago (11/14/10)
Passes Defended: 3 at Philadelphia (12/28/10)

ABDULLAH'S GAME-BY-GAME STATISTICS

2011

VIKINGS

Date	Opp.	Tkl	Ast	Tot	TFL	Sck	INT	FR	FF	PR	PD
9/11	@ San Diego	6	0	6	0	0.0	0-0	0	0	0	1
9/18	TAMPA BAY	6	0	6	0	0.0	1-32	0	0	0	1
9/25	DETROIT	3	1	4	0	0.0	0-0	0	0	0	1
10/2	@ Kansas City	7	1	8	0	0.0	0-0	0	0	0	0
10/9	ARIZONA	4	1	5	0	0.0	0-0	0	0	0	0
10/16	@ Chicago	5	0	5	0	0.0	0-0	0	0	0	1
10/23	GREEN BAY	4	1	5	0	0.0	0-0	0	0	0	1
10/30	@ Carolina	6	1	7	0	1.0	0-0	0	0	0	2
11/14	@Green Bay	3	0	3	0	0.0	0-0	0	0	0	0
11/20	OAKLAND						<i>Inactive/Head</i>				
11/27	@ Atlanta						<i>Inactive/Head</i>				
12/4	DENVER						<i>Injured Reserve/Head</i>				
12/11	@ Detroit						<i>Injured Reserve/Head</i>				
12/18	NEW ORLEANS						<i>Injured Reserve/Head</i>				
12/24	@ Washington						<i>Injured Reserve/Head</i>				
1/1/12	CHICAGO						<i>Injured Reserve/Head</i>				
TOTALS		44	5	49	0	1.0	1-32	0	0	0	5

2010

VIKINGS

Date	Opp.	Tkl	Ast	Tot	TFL	Sck	INT	FR	FF	PR	PD
9/9	@ New Orleans	3	1	4	0	0.0	0-0	0	0	0	0
9/19	MIAMI	2	1	3	0	0.0	0-0	0	0	0	0
9/26	DETROIT	3	2	5	0	0.0	0-0	0	0	0	2
10/11	@ N.Y. Jets	4	5	9	0	0.0	0-0	0	0	0	0
10/17	DALLAS	3	0	3	0	0.0	0-0	0	0	0	0
10/24	@ Green Bay						<i>Inactive/Head</i>				
10/31	@ New England	3	2	5	0	0.0	0-0	0	0	0	0
11/7	ARIZONA	1	0	1	0	0.0	0-0	0	0	0	0
11/14	@ Chicago	5	0	5	0	0.0	2-5	0	0	0	2
11/21	GREEN BAY	3	1	4	0	0.0	0-0	0	0	0	0
11/28	@ Washington	3	2	5	0	0.0	0-0	0	0	0	0
12/5	BUFFALO	5	2	7	0	0.0	0-0	0	0	0	0
12/13	N.Y. GIANTS	1	2	3	0	0.0	0-0	0	0	0	0
12/20	CHICAGO	6	1	7	0	0.0	0-0	0	0	0	0
12/28	@ Philadelphia	1	0	1	0	0.0	1-0	0	0	0	3
1/1/11	@ Detroit	7	2	9	0	0.0	0-0	0	0	0	0
TOTALS		50	21	71	0	0.0	3-5	0	0	0	7

2009

VIKINGS

Date	Opp.	Tkl	Ast	Tot	TFL	Sck	INT	FR	FF	PR	PD
9/9	@ New Orleans	0	0	0	0	0.0	0-0	0	0	0	0
9/19	MIAMI						<i>Inactive</i>				
9/26	DETROIT						<i>Inactive</i>				
10/11	@ N.Y. Jets	0	0	0	0	0.0	0-0	0	0	0	0
10/17	DALLAS	1	0	1	0	0.0	0-0	0	0	0	0
10/24	@ Green Bay	0	0	0	0	0.0	0-0	0	0	0	0
10/31	@ New England	0	0	0	0	0.0	0-0	0	0	0	0
11/7	ARIZONA	0	0	0	0	0.0	0-0	0	0	0	0
11/14	@ Chicago	0	0	0	0	0.0	0-0	0	0	0	0
11/21	GREEN BAY	1	0	1	0	1.0	0-0	0	0	0	1
11/28	@ Washington	0	0	0	0	0.0	0-0	0	0	0	0
12/5	BUFFALO	0	0	0	0	0.0	0-0	0	0	0	0
12/13	N.Y. GIANTS	0	0	0	0	0.0	0-0	0	0	0	0
12/20	CHICAGO	0	0	0	0	0.0	0-0	0	0	0	0
12/28	@ Philadelphia	0	0	0	0	0.0	0-0	0	0	0	0
1/1/11	@ Detroit	0	0	0	0	0.0	0-0	0	0	0	0
TOTALS		2	0	2	0	1.0	0-0	0	0	0	1

ABDULLAH'S GAME-BY-GAME STATISTICS

2008

VIKINGS

Date	Opp.	Tkl	Ast	Tot	TFL	Sck	INT	FR	FF	PR	PD
9/8	@ Green Bay	0	0	0	0	0.0	0-0	0	0	0	0
9/14	INDIANAPOLIS	0	0	0	0	0.0	0-0	0	0	0	0
9/21	CAROLINA	0	0	0	0	0.0	0-0	0	0	0	0
9/28	@ Tennessee	0	0	0	0	0.0	0-0	0	0	0	0
10/6	@ New Orleans	0	0	0	0	0.0	0-0	0	0	0	0
10/12	DETROIT	0	0	0	0	0.0	0-0	0	0	0	0
10/19	@ Chicago	0	0	0	0	0.0	0-0	0	0	0	0
11/2	HOUSTON	0	0	0	0	0.0	0-0	0	0	0	0
11/9	GREEN BAY	0	0	0	0	0.0	0-0	0	0	0	0
11/16	@ Tampa Bay	0	0	0	0	0.0	0-0	0	0	0	0
11/23	@ Jacksonville	0	0	0	0	0.0	0-0	0	0	0	0
11/30	CHICAGO	0	0	0	0	0.0	0-0	0	0	0	0
12/7	@ Detroit	0	0	0	0	0.0	0-0	0	0	0	0
12/14	@ Arizona	0	0	0	0	0.0	0-0	0	0	0	0
12/21	ATLANTA	0	0	0	0	0.0	0-0	0	0	0	0
12/28	N.Y. GIANTS	0	0	0	0	0.0	0-0	0	0	0	0
TOTALS		0	0	0	0	0.0	0-0	0	0	0	0
1/4/09	PHILADELPHIA	0	0	0	0	0.0	0-0	0	0	0	0
PLAYOFF TOTALS		0	0	0	0	0.0	0-0	0	0	0	0



VINCE
AGNEW

CORNERBACK



34

5-10 • 196 • Born: 11/4/84

Grand Rapids, Mich. • NFL Exp: 1 (1st with Chiefs)

GP/GS (Playoffs): 4/0 (0/0)

Acq: FA-13 • Central Michigan

PRO CAREER:

- First-year cornerback enters his first season with Kansas City in 2013.
- Joined the Chiefs as a free agent on June 6, 2013.
- Originally entered the NFL as an undrafted free with Miami in 2011.

TRANSACTIONS: Signed with Kansas City (6/6/13) ... Released by Dallas (3/4/13) ... Signed with Dallas (12/31/12) ... Added to Dallas' practice squad (12/13/12) ... Released by Dallas (12/11/12) ... Signed with Dallas (10/16/12) ... Released by Miami (8/31/12) ... Signed with Miami (1/30/12) ... Added to Miami's practice squad (9/4/11) ... Released by Miami (9/3/11) ... Originally entered the NFL as an undrafted free agent with Miami (7/28/11).

DALLAS (2012): Appeared in four games with the Dallas Cowboys ... Spent 11 weeks on the practice squad.

MIAMI (2011): Spent 13 weeks on Miami's practice squad.

COLLEGE: Saw action in 47 games with 16 starts during his collegiate career at Central Michigan ... Career totals include 161 tackles, 14 passes defended, three blocked kicks, one forced fumble, one fumble recovery and one interception ... Started all 12 games at cornerback as a senior in 2010 ... Named third-team all-MAC

as a senior and Defensive Player of the Year by his teammates ... Recorded his first interception vs. Bowling Green (10/30) ... Posted a career-high 12 tackles in win vs. Western Michigan (11/5) and forced his first career fumble ... Blocked a punt that was recovered for a touchdown at Toledo (11/26) and led the defense with 10 tackles ... Appeared in all 14 games, including two starts, as a junior in 2009 ... Made a season-high eight tackles at Ball State (11/18) ... Named Defensive MVP of the GMAC Bowl (1/6/10) after blocking a Troy field goal attempt in the second overtime ... Appeared in 12 games with four starts as a sophomore in 2008 ... Posted 26 tackles in his four starts ... Collected at least three tackles in eight different games ... Credited with eight stops in the Motor City Bowl (12/26) ... Appeared in nine games as a backup in the secondary and on special teams as a redshirt freshman in 2007.

PERSONAL:

- Three-year starter as a defensive back and receiver at Catholic Central in Grand Rapids, Mich.
- Accounted for 1,425 all-purpose yards, including 601 rushing, 432 receiving and 392 on kick returns while scoring 13 touchdowns as a senior.
- Garnered all-state first team accolades, along with all-city and all-area honors.



BRANDEN ALBERT

TACKLE



76

6-5 • 316 • Born: 11/4/84
Glen Burnie, Md. • NFL Exp: 6 (6th with Chiefs)
GP/GS (Playoffs): 73/71 (1/1)
Acq: D1b-08 • Virginia

PRO CAREER:

- Sixth-year player has played in 73 games (71 starts) at left tackle.
- Joined the Chiefs as the 15th overall selection in the 2008 NFL Draft.
- Is once again expected to man the Chiefs left tackle post.
- Entered the 2008 NFL Draft with a year of eligibility remaining.

TRANSACTIONS: Designated Kansas City's franchise player (3/4/13) ... Signed with Kansas City (7/24/08) ... Selected with the second of the Chiefs two first-round selections (15th overall) in the 2008 NFL Draft.

2012: Played in 13 games (11 starts), was active but did not play in one contest, and was inactive in two games with a back injury ... Started at left tackle vs. Atlanta (9/9), at Buffalo (9/16), at New Orleans (9/23), vs. San Diego (9/30), vs. Baltimore (10/7), at Tampa Bay (10/14), vs. Oakland (10/28), at San Diego (11/1), at Pittsburgh (11/12) and vs. Cincinnati (11/18) before leaving with a back injury ... Was inactive vs. Denver (11/25) with a back injury suffered vs. Cincinnati (11/18) ... Appeared on special teams and as a reserve offensive lineman vs. Carolina (12/2) ... Opened at left tackle at Cleveland (12/9) ... Was active but did not play at Oakland (12/16) with a back injury ... Appeared on special teams and as an extra offensive lineman vs. Indianapolis (12/23) ... Was inactive at Denver (12/30) with a back injury.

2011: Started 16 games for the first time in his career, opening every contest at left tackle.

2010: Started 15 games at left tackle ... Was active but did not play at Seattle (11/28) after suffering a groin injury vs. Arizona (11/21) ... Returned to the starting lineup at LT vs. Denver (12/5) ... Started at LT in an AFC Wild Card Game vs. Baltimore (1/9/11).

2009: Started 14 games at left tackle and was inactive for two contests with an ankle injury ... Started at left tackle before leaving with an ankle injury vs. Dallas (10/11) and was inactive at Washington (10/18) and vs. San Diego (10/25) with that injury ... Returned to the starting lineup at LT at Jacksonville (11/8).

2008: Started 15 games at left tackle and was inactive for one contest after missing all four

preseason games with a foot injury suffered in training camp ... Started his first career game at left tackle at New England (9/7) ... Left the game in the second quarter with an elbow injury vs. Denver (9/28) and was inactive at Carolina (10/5) with that injury ... Returned to the starting lineup at left tackle vs. Tennessee (10/19).

COLLEGE: Started all 37 games during his three-year career at Virginia ... Started all 13 games as a junior in 2007, lining up 11 contests at left guard and two games at left tackle ... Earned first-team All-Atlantic Coast Conference honors ... Opened all 12 contests at left guard as a sophomore in 2006, earning All-ACC honorable mention accolades ... Started 12 games at left guard as a true freshman in 2005 ... Garnered third-team freshman All-America honors and freshman All-ACC team accolades from *The Sporting News* ... Became just the fourth true freshman to start a bowl game in Virginia history when he got the opening nod in the Music City Bowl vs. Minnesota ... Majored in Sociology.

PERSONAL:

- A two-way prep standout at Glen Burnie High School in Glen Burnie, Md.
- Was a standout basketball player and did not start playing football until his junior year of high school when the football coaches convinced him to try out.
- Played both defensive tackle and offensive tackle during his junior and senior seasons.
- Picked up first-team all-metro accolades as an offensive lineman by the *Baltimore Sun*.
- Also earned second-team all-metro honors on the basketball court, averaging 15.5 points and 10.6 rebounds per game as a senior.
- Spent one year playing football at Hargrave Military Academy in Chatham, Va., in 2004.
- Brother, Ashley Sims, played football at Maryland ('96).

GAMES PLAYED/GAMES STARTED

2008 (15/15), 2009 (14/14), 2010 (15/15), 2011 (16/16), 2012 (13/11) — 73/71 **PLAYOFFS:** 2010 KC (1/1) — 1/1.



**JEFF
ALLEN**
OFFENSIVE LINE



6-4 • 306 • Born: 1/8/90
Chicago, Ill. • NFL Exp: 2 (2nd with Chiefs)
GP/GS (Playoffs): 16/13 (0/0)
Acq: D2-12 • Illinois

PRO CAREER:

- Second-year offensive lineman has played in 15 games with 12 starts at left guard. Stepped in at left guard for LG Ryan Lilja, who moved to center to fill in for C Rodney Hudson after he was placed on injured reserve.
- Offensive lineman joined the Chiefs as the club's second-round pick (44th overall) in the 2012 NFL Draft.
- Played collegiately with Chiefs G Jon Asamoah at Illinois.
- Saw his initial NFL action on special teams vs. Atlanta (9/9/12) and started his first career contest vs. San Diego (9/30/12).

TRANSACTIONS: Signed with Kansas City (5/16/12) ... Selected with the Chiefs second-round pick (44th overall) in the 2012 NFL Draft.

2012: Played in 16 games with 13 starts at left guard ... Appeared on special teams vs. Atlanta (9/9) and at Buffalo (9/16) ... Appeared at left guard for G Ryan Lilja who moved to center for an injured C Rodney Hudson at New Orleans (9/23) ... Made his first career NFL start at left guard vs. San Diego (9/30) ... Started at left guard vs. Baltimore (10/7), at Tampa Bay (10/14), vs. Oakland (10/28) and at San Diego (11/1) before leaving the game with a head injury ... Opened at left guard at Pittsburgh (11/12), vs. Cincinnati (11/18), vs. Denver (11/25), vs. Carolina (12/2), at Cleveland (12/9), at Oakland (12/16), vs. Indianapolis (12/23) and at Denver (12/30).

COLLEGE:

Appeared in 49 games for Illinois, closing out his career with 47 consecutive starts - nine at right tackle, 38 at left tackle, a mark that is tied for third-best in school history ... Finished his career with 336 knockdowns, along with 49 touchdown-resulting blocks.

PERSONAL:

- Attended King High School in Chicago, Ill., earning 2007 Chicago Sun Times All-Public League Team honors and was named to the Champaign News-Gazette Special Mention All-State team, in addition to garnering Prep Star All-Region accolades.
- Ranked among the top 30 players in the state of Illinois by Rivals.com as the four-year two-way starter recorded 97 tackles and 2.0 sacks as a senior.
- Also blocked a punt for a touchdown, the only score of his career.
- Earned 2007 Chicago Sun Times All-Public League Team honors and was named to the Champaign News-Gazette Special Mention All-State Team as a senior.
- Recorded 97 tackles and 2.0 sacks as a senior at King High School in Chicago, Ill.

GAMES PLAYED/GAMES STARTED

2012 (16/13) — 16/13



**JON
ASAMOAH**
GUARD



73

6-4 • 305 • Born: 7/21/88
Park Forest, Ill. • NFL Exp: 4 (4th with Chiefs)
GP/GS (Playoffs): 47/32 (1/0)
Acq: D3a-10 • Illinois

PRO CAREER:

- Fourth-year player became a full-time starter in 2011, opening all 16 games at right guard.
- Has played in 47 games (32 starts) on offense and special teams.
- Joined Kansas City as the first of two third-round picks in the 2010 NFL Draft.

TRANSACTIONS: Signed with Kansas City (7/29/10) ... Originally entered the NFL as the first of two third-round picks (68th overall) in the 2010 NFL Draft.

2012: Started 15 contests at right guard and was inactive in one contest ... Started at right guard vs. Atlanta (9/9), at Buffalo (9/16), at New Orleans (9/23), vs. San Diego (9/30), vs. Baltimore (10/7), at Tampa Bay (10/14), vs. Oakland (10/28), at San Diego (11/1) and at Pittsburgh (11/12) ... Was inactive vs. Cincinnati (11/18) with a hand injury ... Opened at right guard vs. Denver (11/25), vs. Carolina (12/2), at Cleveland (12/9), at Oakland (12/16), vs. Indianapolis (12/23) and at Denver (12/30).

2011: Started all 16 games for the first time in his career, opening every contest at right guard.

2010: Appeared in 16 games on special teams and seven contests on offense with one start at RG ... Saw action on special teams vs. San Diego (9/13) and at Cleveland (9/19) ... Played in the club's jumbo package and on special teams vs. San Francisco (9/26) and at Indianapolis (10/10) ... Started at RG in place of an injured G Ryan Lilja vs. Buffalo (10/31) ... Played as a FB in the club's jumbo formation at Oakland (11/7) ... Played as a reserve LG and on special teams at Denver (11/14) ... Played as a tackle eligible in the club's

jumbo formation and on special teams at Seattle (11/28) and vs. Oakland (1/2/11) ... Saw action as a tackle eligible in an AFC Wild Card Game vs. Baltimore (1/9/11).

COLLEGE: Played in 42 games (37 starts) at Illinois ... Played or practiced at all three interior line positions ... Started 37 consecutive games during his final three seasons ... Earned second-team All-Big Ten honors as a senior ... Was selected to the National Football Foundation's 16-man Scholar-Athlete team ... Started all 12 games at right guard and earned second-team All-Big Ten Conference honors as a senior in 2009 ... Opened all 12 games at right guard as a junior in 2008 ... Started all 13 games at right guard in 2007 as a sophomore ... Saw action in five of the Illini's last six games his freshman season in 2006 ... Majored in Community Health.

PERSONAL:

- Was a two-time first-team all-conference selection at Rich East High School in Park Forest, Ill.
- Was awarded the 2010 Big Ten Conference Medal of Honor for his proficiency as both a scholar and as an athlete.
- Garnered all-state and all-area honors by the *Chicago Sun-Times*.
- Was a two-time academic all-state pick.
- Earned three varsity letters in basketball.
- Last name is pronounced AH-zuh-MO-uh.

GAMES PLAYED/GAMES STARTED

2010 (16/1), 2011 (16/16), 2012 (15/15) — 47/32. **PLAYOFFS:** 2010 KC (1/0) — 1/0.



**DONNIE
AVERY**
WIDE RECEIVER



17

5-11 • 200 • Born: 6/12/84
Houston, Texas • NFL Exp: 6 (1st with Chiefs)
GP/GS (Playoffs) 55/43 (1/1)
Acq: FA-13 • Houston

PRO CAREER:

- Sixth-year wide receiver joined the Chiefs as a free agent in 2013.
- Has appeared in 55 career games (43 starts), recording 163 receptions for 2,089 yards (12.8 avg.) with 12 touchdowns. Also has 18 carries for 108 yards (6.0 avg.) with one touchdown and has two kickoff returns for 40 yards (20.0 avg.).
- Has played in one postseason contest, registering two receptions for 12 yards and one rush for 15 yards.
- Coming off his best statistical season in 2012 as he recorded career-highs with 60 receptions for 781 yards (13.0 avg.).
- Set a career-high with five touchdown receptions in 2009.
- Has recorded three career 100-yard receiving games with his teams going 2-1 in those contests.
- Originally entered the NFL the second-round draft pick (33rd overall) of the St. Louis Rams in the 2008 NFL Draft. Was the first wide receiver chosen in the 2008 NFL Draft.

TRANSACTIONS: Signed with Kansas City (3/13/13) ... Signed with Indianapolis (3/26/12) ... Signed with Tennessee (9/28/11) ... Released by St. Louis (9/3/11) ... Drafted by St. Louis in the second round (33rd overall) in the 2008 NFL Draft.

INDIANAPOLIS (2012): Appeared in 16 games (15 starts), accumulating 60 receptions for 781 yards (13.0 avg.) with three touchdowns ... Added four rushes for nine yards (2.3 avg.) ... Started one postseason contest, recording two receptions for 12 yards (6.0 avg.) and one rush for 15 yards.

TENNESSEE (2011): Played in eight games with the Titans, recording three receptions for 45 yards (15.0 avg.) with one touchdown.

ST. LOUIS 2008-10: Appeared in 31 games (28 starts) during three seasons in St. Louis, tallying 103 receptions for 1,308 yards (12.7 avg.) with eight touchdowns ... Also added 14 carries for 99 yards (7.1 avg.) with one touchdown and two kickoff returns for 40 yards (20.0 avg.).

2010: Was placed on injured reserve with a knee injury prior to the start of the regular season.

2009: Started all 16 contests, recording 47 receptions for 589 yards (12.5 avg.) with three touchdowns ... Added four rushes for 30 yards (7.5 avg.) and one kickoff return for 19 yards.

2008: Played in 15 games (12 starts) as a rookie, registering 53 receptions for 674 yards

(12.7 avg.) with three touchdowns ... Also had 10 carries for 69 yards (6.9 avg.) with one touchdown and one kickoff return for 21 yards.

COLLEGE: Played in 50 games (42 starts) in four years at the University of Houston ... Totaled 210 receptions for 3,289 yards (15.7 avg.) with 19 touchdowns ... Added 40 kickoff returns for 896 yards (22.4 avg.) with one touchdown and three punt returns for 28 yards (9.3 avg.) ... Became the fifth player in University of Houston history to amass more than 4,000 all-purpose yards (4,213) in a career ... His 210 career receptions ranked fourth in Houston history ... Became just the third player in school history to gain more than 3,000 receiving yards (3,289) in a career ... Became the first player in Conference USA history to gain more than 300 receiving yards in a game when he posted 346 yards against Rice (10/13/07) ... Played in 13 games (11 starts) as a senior in 2007, catching 91 passes for 1,456 yards (16.0 avg.) with seven touchdowns ... Added 15 kickoff returns for 424 yards (28.3 avg.) with one touchdown ... Led Conference USA and ranked fourth in the nation with 112.0 receiving yards per game as a senior ... His 1,456 receiving yards ranked second in school history and set a conference record ... Earned consensus All-Conference USA first-team honors and second-team honors as a return specialist in 2007 ... Appeared in 14 games (12 starts) as a junior in 2006, recording 57 receptions for 852 yards (14.9 avg.) with five touchdowns ... Also returned six kickoffs for 113 yards (18.8 avg.) ... Played in 12 games (10 starts) in 2005 as a sophomore, grabbing 44 receptions for 688 yards (15.6 avg.) with five touchdowns and added one kickoff return for 16 yards ... Started all 11 games he appeared in as a redshirt freshman in 2004, recording 18 receptions for 293 yards (16.3 avg.) with two touchdowns ... Added three punt returns for 28 yards (9.3 avg.) ... Redshirted as a true freshman in 2003 ... Majored in Sports Administration at Houston.

PERSONAL:

- Attended Hastings High School in Alief, Texas, where he was named a unanimous first-team all-district selection as both wide receiver and return specialist in his senior season.
- Had 36 receptions for 502 yards and two touchdowns to lead District 19-5A receivers in 2002.
- Has one daughter, Dionna, and one son, Donnie Jr.

AVERY'S NFL STATISTICS

Year	Team	G-S	RECEIVING					RUSHING					
			No.	Yds.	Avg.	LG	TD	No.	Yds.	Avg.	LG	TD	
2012	Indianapolis	16-15	60	781	13.0	48	3	4	9	2.3	7	0	
2011	Tennessee	8-0	3	45	15.0	23	1	0	0	0.0	--	0	
2010	St. Louis			<i>Injured Reserve/Knee</i>									
2009	St. Louis	16-16	47	589	12.5	50	5	4	30	7.5	15	0	
2008	St. Louis	15-12	53	674	12.7	69t	3	10	69	6.9	37t	1	
Totals			55-43	163	2,089	12.8	69t	12	18	108	6.0	37t	1

Additional Stats: Has two kickoff returns for 40 yards (20.0 avg.).

POSTSEASON

Year	Team	G-S	RECEIVING					RUSHING					
			No.	Yds.	Avg.	LG	TD	No.	Yds.	Avg.	LG	TD	
2012	Indianapolis	1-1	2	12	6.0	12	0	1	15	15.0	15	0	
Totals			1-1	2	12	6.0	12	0	1	15	15.0	15	0

SINGLE-GAME CAREER HIGHS

Receptions: 9, twice, last vs. Minnesota
(9/6/12)

Long Reception: 69t at New England
(10/26/08)

Yards: 163 at New England (10/26/08)

Touchdowns: 2, twice, last at Detroit (12/2/12)

AVERY'S GAME-BY-GAME STATISTICS

2012

COLTS

Date	Opp.	RECEIVING					RUSHING				
		No.	Yds.	Avg.	LG	TD	No.	Yds.	Avg.	LG	TD
9/9	@ Chicago	3	37	12.3	26	1	0	0	0.0	--	0
9/16	MINNESOTA	9	111	12.3	41	0	2	7	3.5	7	0
9/23	JACKSONVILLE	2	28	14.0	15	0	0	0	0.0	--	0
10/7	GREEN BAY	3	22	7.3	10	0	0	0	0.0	--	0
10/14	@ New York Jets	4	60	15.0	24	0	1	-1	-1.0	-1	0
10/21	CLEVELAND	4	46	11.5	16	0	0	0	0.0	--	0
10/28	@ Tennessee	4	42	10.5	17	0	0	0	0.0	--	0
11/4	MIAMI	5	108	21.6	48	0	0	0	0.0	--	0
11/8	@ Jacksonville	4	65	16.3	44	0	0	0	0.0	--	0
11/18	@ New England	3	34	11.3	19	0	0	0	0.0	--	0
11/25	BUFFALO	3	31	10.3	17	0	0	0	0.0	--	0
12/2	@ Detroit	5	91	18.2	42	2	0	0	0.0	--	0
12/9	TENNESSEE	3	31	10.3	18	0	1	3	3.0	3	0
12/16	@ Houston	3	37	12.3	15	0	0	0	0.0	--	0
12/23	@ Kansas City	5	38	7.6	28	0	0	0	0.0	--	0
12/30	HOUSTON	0	0	0	0	0	0	0	0.0	--	0
TOTALS		60	781	13.0	48	3	4	9	2.3	7	0

1/6/13	@ Baltimore	2	12	6.0	7	0	1	15	15.0	15	0
PLAYOFF TOTALS		2	12	6.0	7	0	1	15	15.0	15	0

2011

TITANS

Date	Opp.	RECEIVING					RUSHING				
		No.	Yds.	Avg.	LG	TD	No.	Yds.	Avg.	LG	TD
9/11	@ Jacksonville										
9/18	BALTIMORE										
9/25	DENVER										
10/2	@ Cleveland	0	0	0.0	--	0	0	--	0.0	--	0
10/9	@ Pittsburgh	0	0	0.0	--	0	0	--	0.0	--	0
10/23	HOUSTON	0	0	0.0	--	0	0	--	0.0	--	0
10/30	INDIANAPOLIS	0	0	0.0	--	0	0	--	0.0	--	0
11/6	CINCINNATI	0	0	0.0	--	0	0	--	0.0	--	0
11/13	@ Carolina	0	0	0.0	--	0	0	--	0.0	--	0
11/20	@ Atlanta										
11/27	TAMPA BAY										
12/4	@ Buffalo										
12/11	NEW ORLEANS										
12/18	@ Indianapolis										
12/24	JACKSONVILLE	0	0	0.0	--	0	0	--	0.0	--	0
1/1/12	@ Houston	3	45	15.0	23	1	0	--	0.0	--	0
TOTALS		3	45	15.0	23	1	0	--	0.0	--	0

EVERY'S GAME-BY-GAME STATISTICS

2010

RAMS

Date	Opp.	RECEIVING					RUSHING					
		No.	Yds.	Avg.	LG	TD	No.	Yds.	Avg.	LG	TD	
9/12	ARIZONA											
9/19	@ Oakland											
9/26	WASHINGTON											
10/3	SEATTLE											
10/10	@ Detroit											
10/17	SAN DIEGO											
10/24	@ Tampa Bay											
10/31	CAROLINA											
11/14	@ San Francisco											
11/21	ATLANTA											
11/28	@ Denver											
12/5	@ Arizona											
12/12	@ New Orleans											
12/19	KANSAS CITY											
12/26	SAN FRANCISCO											
1/2/11	@ Seattle											
TOTALS		0	0	0.0	0	0	0	--	0.0	--	0	

2009

RAMS

Date	Opp.	RECEIVING					RUSHING				
		No.	Yds.	Avg.	LG	TD	No.	Yds.	Avg.	LG	TD
9/13	@ Seattle	6	46	7.7	16	0	1	8	8.0	8	0
9/20	@Washington	1	4	4.0	4	0	0	0	0.0	--	0
9/27	GREEN BAY	3	12	4.0	5	0	0	0	0.0	--	0
10/4	@ San Francisco	3	47	15.7	22	0	0	0	0.0	--	0
10/11	MINNESOTA	5	87	17.4	27t	1	0	0	0.0	--	0
10/18	@ Jacksonville	1	17	17.0	17t	1	0	0	0.0	--	0
10/25	INDIANAPOLIS	2	58	29.0	50	0	0	0	0.0	--	0
11/1	@ Detroit	1	15	15.0	15	0	0	0	0.0	--	0
11/15	NEW ORLEANS	4	67	16.8	29t	2	0	0	0.0	--	0
11/22	ARIZONA	4	65	16.3	29	0	1	4	4.0	4	0
11/29	SEATTLE	4	48	12.0	28	1	0	0	0.0	--	0
12/6	@ Chicago	3	30	10.0	18	0	1	15	15.0	15	0
12/13	@ Tennessee	2	14	7.0	10	0	0	0	0.0	--	0
12/20	HOUSTON	4	32	8.0	10	0	0	0	0.0	--	0
12/27	@ Arizona	2	24	12.0	13	0	1	3	3.0	3	0
1/3/10	SAN FRANCISCO	2	23	11.5	20	0	0	0	0.0	--	0
TOTALS		47	589	12.5	50	5	4	30	7.5	15	0

2008

RAMS

Date	Opp.	RECEIVING					RUSHING				
		No.	Yds.	Avg.	LG	TD	No.	Yds.	Avg.	LG	TD
9/7	@ Philadelphia										
9/14	NEW YORK GIANTS	0	0	0.0	--	0	0	0	0.0	--	0
9/21	@ Seattle	3	24	8.0	10	0	0	0	0.0	--	0
9/28	BUFFALO	3	22	7.3	15	0	1	37	37.0	37t	1
10/12	@ Washington	4	73	18.3	43	0	1	-5	-5.0	-5	0
10/19	DALLAS	4	55	13.8	42t	1	2	17	8.5	10	0
10/26	@ New England	6	163	27.2	69t	1	1	-1	-1.0	-1	0
11/2	ARIZONA	3	26	8.7	15	0	0	0	0.0	--	0
11/9	@ New York Jets	2	29	14.5	20	0	1	13	13.0	13	0
11/16	@ San Francisco	9	93	10.3	29	0	0	0	0.0	--	0
11/23	CHICAGO	1	14	14.0	14	0	1	-5	-5.0	-5	0
11/30	MIAMI	0	0	0.0	--	0	1	2	2.0	2	0
12/7	@ Arizona	2	18	9.0	9	0	0	0	0.0	--	0
12/14	SEATTLE	6	61	10.2	24	0	2	11	5.5	7	0
12/21	SAN FRANCISCO	5	56	11.2	18	0	0	0	0.0	--	0
12/28	@ Atlanta	5	40	8.0	16t	1	0	0	0.0	--	0
TOTALS		53	674	12.7	69t	3	10	69	6.9	37t	1



**ALLEN
BAILEY**
DEFENSIVE LINE



97

6-3 • 288 • Born: 3/25/89
 Sapelo Island, Ga. • NFL Exp: 3 (3rd with Chiefs)
 GP/GS (Playoffs) 26/1 (0/0)
 Acq: D3b-11 • Miami

PRO CAREER:

- Third-year player saw action in 26 games (one start) and has been inactive for two contests.
- Has 12 tackles (eight solo), 1.0 sack (-9.0 yards), six QB pressures, two fumble recoveries and one special teams tackle.
- Joined Kansas City as the second of two third-round picks in the 2011 NFL Draft.
- Made his initial NFL start at right defensive end vs. Baltimore (10/7/12), filling in for an injured DE Glenn Dorsey.

TRANSACTIONS: Signed with Kansas City (7/28/11) ... Originally entered the NFL as the second of two third-round picks (86th overall) in the 2011 NFL Draft.

2012: Has played in 10 games (one start) and has been inactive for two contests, recording five tackles (three solo) and a fumble recovery before being placed on injured reserve with an ankle/leg injury ... Was inactive vs. Atlanta (9/9) and at Buffalo (9/16) ... Appeared in a reserve role and on special teams at New Orleans (9/23) and vs. San Diego (9/30) ... Started at right defensive end in place of an injured DE Glenn Dorsey vs. Baltimore (10/7), posting two solo tackles ... Played as a reserve defensive lineman and on special teams at Tampa Bay (10/14) ... Tallied one tackle vs. Oakland (10/28) and at San Diego (11/1) ... Posted one solo tackle and recovered a RB Isaac Redman fumble at Pittsburgh (11/12) ... Saw action on defense and special teams vs. Cincinnati (11/18) ... Played on special teams vs. Denver (11/25) and vs. Carolina (12/2) ... Placed on injured reserve with ankle/leg injuries on Dec. 6.

2011: Played in 16 contests on special teams and 14 contests on defense, recording seven tackles (five solo), including one for loss, 1.0 sack (-9.0 yards), six QB pressures, a fumble recovery and two passes defended ... Also had one kickoff return for four yards and one special teams tackle ... Posted first two career tackles at Indianapolis (10/9) ... Had a fumble recovery and a four-yard kickoff return at New England (11/21) ... Recorded his first-career sack (-9.0 yards) on QB Aaron Rodgers vs. Green

Bay (12/18).

COLLEGE: Played in 50 games with 27 starts for Miami (19 at left defensive end, five at left defensive tackle and three at right defensive end) ... Recorded 103 tackles (55 solo) with 19.0 sacks (-146.0 yards) and 31.0 tackles for loss (-183.0 yards) ... Also had two forced fumbles, three passes defended and 18 quarterback pressures ... Two-time All-Atlantic Coast Conference selection ... An All-ACC second-team selection after leading Miami with 7.0 sacks (-34.0 yards) and forced three quarterback pressures as a senior ... Elected defensive captain for the Hurricanes ... Earned the team's Strength Training Athlete of the Year award his final two seasons ... Recorded a career-high 3.5 sacks vs. North Carolina to earn ACC Defensive Lineman of the Week honors ... Produced five tackles, tying a career-high with four solo stops vs. Pittsburgh ... A first-team All-ACC selection at defensive tackle after recording 34 tackles (19 solo) and leading the team with 7.0 sacks (-66.0 yards) and 11.0 tackles for loss (-77.0 yards) with two forced fumbles as a junior ... Recorded 24 tackles (15 solo) and led Miami with 5.0 sacks (-46.0 yards) as a sophomore ... Saw majority of playing time on special teams as a true freshman ... Majored in Communications.

PERSONAL:

- Played linebacker and fullback at McIntosh County Academy in Darien, Ga.
- Grew up in the historic Hog Hammock community on Sapelo Island, Ga., a state-protected village off of the Georgia coast that can only be reached by airplane or boat, with a ferry covering the seven-mile, 20-minute trip. The island covers 434 acres and has a population of 70 citizens. Bailey rode the ferry daily to the mainland on his way to school.
- Was honored with "Allen Bailey Day" in Hog Hammock on April 7, 2012 on Sapelo Island.
- Ranked in the *Tampa Tribune* "Best of the South" and the *Atlanta Journal-Constitution* "Super Southern 100."
- Member of Allen Wallace's PrepStar 100 team.

BAILEY'S NFL STATISTICS

Year	Team	G-S	TACKLES			SACKS		INTS		FUMBLES			QB Press.	
			Solos	Asst.	Total	No.	Yds.	No.	Yds.	FF	FR	Yds.		
2011	Kansas City	16-0	5	2	7	1.0	9.0	0	0	2	0	1	0	6
2012	Kansas City	10-1	3	2	5	0.0	0.0	0	0	0	0	1	0	0
Totals		26-1	8	4	12	1.0	9.0	0	0	2	0	2	0	6

Additional Stats: Had a four-yard kickoff return at New England (11/21/11). Had one special teams tackle in 2011.

BAILEY'S NFL STATISTICS

SINGLE GAME CAREER HIGHS

<p>Tackles: 2 at Indianapolis (10/9/11) vs. Pittsburgh (11/27/11) at Denver (1/1/12) vs. Baltimore (10/7/12)</p> <p>Sacks: 1.0, vs. Green Bay (12/18/11)</p>	<p>QB Pressures: 2 vs. Oakland (12/24/11)</p> <p>Fumble Recoveries: 1 at New England (11/21/11), at Pittsburgh (11/12/12)</p> <p>Passes Defensed: 1 at San Diego (9/25/11) vs. Miami (11/6/11)</p>
--	---

BAILEY'S GAME-BY-GAME STATISTICS

2012

CHIEFS

Date	Opp.	Tkl	Ast	Tot	TFL	Sck	INT	FR	FF	PR	PD
9/9	ATLANTA				<i>Inactive</i>						
9/16	@ Buffalo				<i>Inactive</i>						
9/23	@ New Orleans	0	0	0	0	0.0	0-0	0	0	0	0
9/30	SAN DIEGO	0	0	0	0	0.0	0-0	0	0	0	0
10/7	BALTIMORE	2	0	2	0	0.0	0-0	0	0	0	0
10/14	@ Tampa Bay	0	0	0	0	0.0	0-0	0	0	0	0
10/28	OAKLAND	0	1	1	0	0.0	0-0	0	0	0	0
11/1	@ San Diego	0	1	1	0	0.0	0-0	0	0	0	0
11/12	@ Pittsburgh	1	0	1	0	0.0	0-0	1	0	0	0
11/18	CINCINNATI	0	0	0	0	0.0	0-0	0	0	0	0
11/25	DENVER	0	0	0	0	0.0	0-0	0	0	0	0
12/2	CAROLINA	0	0	0	0	0.0	0-0	0	0	0	0
12/9	@ Cleveland				<i>Injured Reserve/Ankle, Leg</i>						
12/16	@ Oakland				<i>Injured Reserve/Ankle, Leg</i>						
12/23	INDIANAPOLIS				<i>Injured Reserve/Ankle, Leg</i>						
TOTALS		3	2	5	0	0.0	0-0	1	0	0	0

2011

CHIEFS

Date	Opp.	Tkl	Ast	Tot	TFL	Sck	INT	FR	FF	PR	PD
9/11	BUFFALO	0	0	0	0	0.0	0-0	0	0	0	0
9/18	@ Detroit	0	0	0	0	0.0	0-0	0	0	0	0
9/25	@ San Diego	0	0	0	0	0.0	0-0	0	0	0	1
10/2	MINNESOTA	0	0	0	0	0.0	0-0	0	0	0	0
10/9	@ Indianapolis	0	2	2	0	0.0	0-0	0	0	0	0
10/23	@ Oakland	0	0	0	0	0.0	0-0	0	0	1	0
10/31	SAN DIEGO	1	0	1	0	0.0	0-0	0	0	1	0
11/6	MIAMI	0	0	0	0	0.0	0-0	0	0	0	1
11/13	DENVER	0	0	0	0	0.0	0-0	0	0	0	0
11/21	@ New England	0	0	0	0	0.0	0-0	1	0	0	0
11/27	PITTSBURGH	2	0	2	1	0.0	0-0	0	0	1	0
12/4	@ Chicago	0	0	0	0	0.0	0-0	0	0	0	0
12/11	@ N.Y. Jets	0	0	0	0	0.0	0-0	0	0	0	0
12/18	GREEN BAY	0	0	0	0	1.0	0-0	0	0	0	0
12/24	OAKLAND	0	0	0	0	0.0	0-0	0	0	2	0
1/1/12	@ Denver	2	0	2	0	0.0	0-0	0	0	1	0
TOTALS		5	2	7	1	1.0	0-0	1	0	6	2



STEVEN BAKER TACKLE



60

6-8 • 310 • Born: 11/24/88
Rocky Mount, N.C. • NFL Exp: 1 (1st with Chiefs)
GP/GS (Playoffs): 0/0 (0/0)
Acq: FA-13 • East Carolina

PRO CAREER:

- First-year offensive tackle enters his first season with Kansas City in 2013.
- Spent the 2012 season on Arizona's practice squad after going to training camp with Indianapolis.
- Originally entered the NFL as an undrafted free agent with Indianapolis.

TRANSACTIONS: Signed with Kansas City (1/17/13) ... Added to Arizona's practice squad (9/3/12) ... Released by Indianapolis (8/31/12) ... Originally entered the NFL as an undrafted free agent with Indianapolis (4/30/12).

COLLEGE: A four-year letterman at offensive tackle for East Carolina, playing in 42 contests, starting nine of 12 games in 2011.

PERSONAL:

- A three-year starter on the defensive line at Northern Nash High School in Rocky Mount, N.C.
- Selected to the all-area second-team squad in 2006.
- Also competed on the school's basketball and track teams, finishing fourth in the state shot put championships as a junior.



JON BALDWIN WIDE RECEIVER



89

6-4 • 230 • Born: 8/10/89
Aliquippa, Pa. • NFL Exp: 3 (3rd with Chiefs)
GP/GS (Playoffs) 11/3 (0/0)
Acq: D1-11 • Pittsburgh

PRO CAREER:

- Third-year receiver has seen action in 26 games with 10 starts.
- Has 41 receptions for 579 yards (14.1 avg.) with two touchdowns.
- Entered the NFL with one year of collegiate eligibility remaining.

TRANSACTIONS: Signed with Kansas City (7/29/11) ... Originally entered the NFL as the club's first-round pick (26th overall) in the 2011 NFL Draft.

2012: Saw action in 15 contests (seven starts) at wide receiver, recording 20 catches for 325 yards (16.3 avg.) and was inactive in one game ... Played at wide receiver vs. Atlanta (9/9) ... Posted three catches for 62 yards (20.7 avg.) at Buffalo (9/16) ... Caught three passes for 36 yards (12.0 avg.) at New Orleans (9/23) ... Pulled down four passes for 50 yards (12.5 avg.) vs. San Diego (9/30) ... Caught one pass for 26 yards vs. Baltimore (10/7) ... Caught two passes for 19 yards (9.5 avg.) as a reserve receiver at Tampa Bay (10/14) ... Hauled in one pass for seven yards vs. Oakland (10/28) ... Caught one pass for 13 yards at San Diego (11/1) ... Hauled in one reception for 11 yards at Pittsburgh (11/12) ... Was inactive vs. Cincinnati (11/18) with head/

neck injuries ... Started at wide receiver vs. Denver (11/25) ... Caught two passes for 37 yards (18.5 avg.), including a three-yard touchdown vs. Carolina (12/2) ... Started at wide receiver at Cleveland (12/9) and at Oakland (12/16) ... Caught two passes for 64 yards (32.0 avg.), including a 57-yard reception vs. Indianapolis (12/23) ... Appeared as a reserve wide receiver at Denver (12/30).

2011: Played in 11 games with three starts at wide receiver and was inactive in five games ... Had 21 receptions for 254 yards (12.1 avg.) with a touchdown ... Was inactive in the first five contests with a thumb injury ... Caught at least one pass in each of the final 11 contests ... Registered first career reception for 14 yards in career debut at Oakland (10/23) ... Recorded career-highs with five receptions and 82 yards (16.4 avg.) with a 39-yard touchdown vs. San Diego (10/31).

COLLEGE: Played in 39 games with 28 starts at Pittsburgh and recorded 128 receptions for 2,337 yards (18.3 avg.) with 16 touchdowns ... Two-time All-Big East first-team selection in 2009-10 ... Also rushed for 68 yards on five carries (13.6 avg.) ... Accumulated 2,405 all-purpose yards ... Ranks eighth in Pittsburgh annals with 2,337 receiving yards ... His 128 catches tied WR

Greg Lee for eighth all-time in Pittsburgh history ... Ranked fourth on the single-season record chart with 1,111 yards receiving in 2009 ... Led Pittsburgh in both receptions and receiving yards his final two seasons ... Started all 13 games and led the Panthers with 53 catches for 822 yards (15.5 avg.) and five touchdowns as a junior in 2010, earning first-team All-Big East honors ... Produced 31 receiving first downs ... Compiled 24 receptions of 10+ yards and 12 receptions of 20+ yards ... Ranked fifth in the Big East with an average of 4.33 receptions per game ... Finished fourth in the conference, averaging 67.5 receiving yards per game ... Played in 13 games with 12 starts as a sophomore in 2009 and led Pitt with 57 receptions for 1,111 yards (19.5 avg.) and eight touchdowns to garner first-team All-Big East accolades ... Recorded a 61-yard rush ... Grabbed 42 first-down catches ... Made 21 catches of 20+ yards ... Stood fifth in the Big East with an average of 4.38 receptions per game ... Ranked third in the conference with 85.5 receiving yards per game ... Totaled 1,172 all-purpose yards ... Recorded two TDs over 70 yards ...

Played in all 13 games as a true freshman in 2008, starting the final three contests ... Caught 18 passes for 404 yards (22.4 avg.) and three TDs ... Majored in Communications.

PERSONAL:

- Rated a five-star recruit out of Aliquippa High School in Aliquippa, Pa., by Rivals.com and Scout.com.
- An All-Pennsylvania Class AA first-team choice by the Associated Press.
- Selected to play in the U.S. Army All-American Bowl and Big 33 Football Classic.
- Named Super Prep All-America and Northeast Offensive Player of the Year.
- Also an all-state basketball player.
- Was the fourth first-round pick out of Aliquippa High School since the start of the common draft, joining CB Darrelle Revis, CB Ty Law and DT Sean Gilbert.
- Father, Jeffery, played on the defensive line at the University of Pittsburgh from 1981-84.
- Cousin, Charles Fisher, played for the Cincinnati Bengals from 1999-2001.
- Has a son, Jaden (4).

BALDWIN'S NFL STATISTICS

Year	Team	G-S	RECEIVING					RUSHING				
			No.	Yds.	Avg.	LG	TD	No.	Yds.	Avg.	LG	TD
2011	Kansas City	11-3	21	254	12.1	39	1	0	0	0.0	--	0
2012	Kansas City	15-7	20	325	16.3	57	1	0	0	0.0	--	0
Totals		26-10	41	579	14.1	57	2	0	0	0.0	--	0

SINGLE-GAME CAREER HIGHS

Receptions: 5 vs. San Diego (10/31/11) **Long Reception:** 39t vs. San Diego (10/31/11)
Receiving Yards: 82 vs. San Diego (10/31/11) **Touchdowns:** 1 vs. San Diego (10/31/11)

BALDWIN'S GAME-BY-GAME STATISTICS

2012 CHIEFS		RECEIVING					RUSHING				
Date	Opp.	No.	Yds.	Avg.	LG	TD	No.	Yds.	Avg.	LG	TD
9/9	ATLANTA	0	0	0.0	0	0	0	0	0.0	--	0
9/16	@ Buffalo	3	62	20.7	26	0	0	0	0.0	--	0
9/23	@ New Orleans	3	36	12.0	14	0	0	0	0.0	--	0
9/30	SAN DIEGO	4	50	12.5	25	0	0	0	0.0	--	0
10/7	BALTIMORE	1	26	26.0	26	0	0	0	0.0	--	0
10/14	@ Tampa Bay	2	19	9.5	10	0	0	0	0.0	--	0
10/28	OAKLAND	1	7	7.0	7	0	0	0	0.0	--	0
11/1	@ San Diego	1	13	13.0	13	0	0	0	0.0	--	0
11/12	@ Pittsburgh	1	11	11.0	11	0	0	0	0.0	--	0
11/18	CINCINNATI	<i>Inactive/Head, neck</i>									
11/25	DENVER	0	0	0.0	--	0	0	0	0.0	--	0
12/2	CAROLINA	2	37	18.5	34	1	0	0	0.0	--	0
12/9	@ Cleveland	0	0	0.0	--	0	0	0	0.0	--	0
12/16	@ Oakland	0	0	0.0	--	0	0	0	0.0	--	0
12/23	INDIANAPOLIS	2	64	32.0	57	0	0	0	3.0	--	0
12/30	@ Denver	0	0	0.0	--	0	0	0	0.0	--	0
TOTALS		20	325	16.3	57	1	0	0	0.0	--	0

BALDWIN'S GAME-BY-GAME STATISTICS

2011

CHIEFS

Date	Opp.	RECEIVING					RUSHING				
		No.	Yds.	Avg.	LG	TD	No.	Yds.	Avg.	LG	TD
9/11	BUFFALO						<i>Inactive/Thumb</i>				
9/18	@ Detroit						<i>Inactive/Thumb</i>				
9/25	@ San Diego						<i>Inactive/Thumb</i>				
10/2	MINNESOTA						<i>Inactive/Thumb</i>				
10/9	@ Indianapolis						<i>Inactive/Thumb</i>				
10/23	@ Oakland	1	14	14.0	14	0	0	0	0.0	--	0
10/31	SAN DIEGO	5	82	16.4	39t	1	0	0	0.0	--	0
11/6	MIAMI	1	12	12.0	12	0	0	0	0.0	--	0
11/13	DENVER	1	15	15.0	15	0	0	0	0.0	--	0
11/21	@ New England	3	16	5.3	10	0	0	0	0.0	--	0
11/27	PITTSBURGH	2	26	13.0	20	0	0	0	0.0	--	0
12/4	@ Chicago	1	7	7.0	7	0	0	0	0.0	--	0
12/11	@ N.Y. Jets	2	28	14.0	18	0	0	0	0.0	--	0
12/18	GREEN BAY	1	17	17.0	17	0	0	0	0.0	--	0
12/24	OAKLAND	1	10	10.0	10	0	0	0	0.0	--	0
1/1/12	@ Denver	3	27	9.0	15	0	0	0	0.0	--	0
TOTALS		21	254	12.1	39t	1	0	0	0.0	--	0



JOSH
BELLAMY

WIDE RECEIVER



8

6-0 • 206 • Born: 5/18/89
 St. Petersburg, Fla. • NFL Exp: 1 (2nd with Chiefs)
 GP/GS (Playoffs): 3/0 (0/0)
 Acq: CFA-12 • Louisville

PRO CAREER:

- First-year wide receiver joined the Chiefs as an undrafted free agent out of Louisville in 2012 and enters his second campaign with the Chiefs in 2013.
- Saw his first NFL action on special teams at Cleveland on Dec. 9, 2012.

TRANSACTIONS: Signed with Kansas City (12/8/12) ... Added to Kansas City's practice squad (9/1/12) ... Waived by Kansas City (8/31/12) ... Signed with Kansas City as an undrafted free agent (4/30/12).

2012: Played in three games, recording five kickoff returns for 101 yards (20.2 avg.) and two special teams tackles and was inactive in one contest ... Spent 13 weeks on the Chiefs practice squad ... Signed to 53-man roster on Dec. 8 ... Recorded two kickoff returns for 31 yards (15.5 avg.) and two special teams tackles at Cleveland (12/9) ... Returned three kickoffs for 70 yards (23.3 avg.) at Oakland (12/16) ... Played on special teams vs. Indianapolis (12/23) ... Was inactive at Denver (12/30) with an ankle injury.

COLLEGE: Played in 26 games (17 starts) in two seasons at Louisville ... Compiled 53

catches for 681 yards (12.8 avg.) with seven TDs ... Prior to his arrival at Louisville, played at Butte Community College where he caught 80 passes for 1,307 yards (16.3 avg.) with 17 TDs, marking a school record. 2011: Saw action on both sides of the ball at wide receiver and cornerback ... Played in 13 games with four starts, three at WR, one at CB ... Caught 24 passes for 280 yards (11.7 avg.) with two scores and recorded 10 tackles. 2010: Appeared in 13 games (nine starts) ... Recorded 29 receptions for 401 yards (13.8 avg.) and tied a team-high with five TDs ... Added five kickoff returns for 120 yards (24.0 avg.).

JUNIOR COLLEGE: Caught 80 passes for 1,307 yards (16.3 avg.) and 17 TDs, a school record, in two seasons (2007-08) at Butte Community College in Oroville, Calif. ... Member of a 12-0 Butte team that went on to win the California Community College Athletic Association state championship and the 2008 national championship.

PERSONAL:

- Played at Boca Ciega High School in Gulfport, Fla.

BELLAMY'S NFL STATISTICS

Year	Team	G-S	TACKLES			SACKS		INTS			FUMBLES			QB
			Solos	Asst.	Total	No.	Yds.	No.	Yds.	PDs	FF	FR	Yds.	Press.
2012	Kansas City	3-0	0	0	0	0.0	0.0	0	0	0	0	0	0	0
Totals		3-0	0	0	0	0.0	0.0	0	0	0	0	0	0	0

Additional Stats: Has two special teams tackles in 2012. Also has five kickoff returns for 101 yards (20.2 avg.).

BELLAMY'S GAME-BY-GAME STATISTICS

2012

CHIEFS

Date	Opp.	Tkl	Ast	Tot	TFL	Sck	INT	FR	FF	PR	PD
9/9	ATLANTA										
9/16	@ Buffalo										
9/23	@ New Orleans										
9/30	SAN DIEGO										
10/7	BALTIMORE										
10/14	@ Tampa Bay										
10/28	OAKLAND										
11/1	@ San Diego										
11/12	@ Pittsburgh										
11/18	CINCINNATI										
11/25	DENVER										
12/2	CAROLINA										
12/9	@ Cleveland	0	0	0	0	0.0	0-0	0	0	0	0
12/16	@ Oakland	0	0	0	0	0.0	0-0	0	0	0	0
12/23	INDIANAPOLIS	0	0	0	0	0.0	0-0	0	0	0	0
12/30	@ Denver										
<i>Inactive/Ankle</i>											
TOTALS		0	0	0	0	0.0	0-0	0	0	0	0



**ERIC
BERRY**
SAFETY



29

6-0 • 211 • Born: 12/29/88
Fairburn, Ga. • NFL Exp: 4 (4th with Chiefs)
GP/GS (Playoffs): 33/33 (1/1)
Acq: D1-10 • Tennessee

PRO CAREER:

- Fourth-year defensive back successfully returned in 2012 from missing nearly the entire 2011 season after suffering a knee injury on the season's opening drive.
- Was selected to his second Pro Bowl after the 2012 season after being nominated to his first Pro Bowl following his rookie season in 2010, becoming the first Chiefs player to accomplish that feat since LB Derrick Thomas following the '89 season.
- Has started all 33 games he's appeared in.
- Started all 16 games in 2010 and registered a franchise record for most tackles by a rookie safety (126).
- Led the Chiefs with four interceptions in 2010.
- Joined the Chiefs as the fifth overall selection in the 2010 NFL Draft.

HONOR ROLL

- *Mack Lee Hill Award: Chiefs Rookie of the Year Award (1) - 2010*
- *Pro Football Weekly/PFWA All-Rookie Team (1) - 2010*
- *The Sporting News All-Rookie Team - 2010*
- *Pro Bowl - 2011, 2012*

TRANSACTIONS: Signed with Kansas City (7/30/10) ... Selected with the Chiefs first pick (fifth overall) in the 2010 NFL Draft.

2012: Started 16 games at strong safety, recording 86 tackles (73 solo), including 10 for loss, an interception and 10 passes defended ... Was named the starting strong safety in the 2012 Pro Bowl ... Posted two solo tackles and a pass defended vs. Atlanta (9/9) ... Generated four tackles (three solo) at Buffalo (9/16) ... Produced eight tackles (three solo), including one for loss at New Orleans (9/23) ... Had six solo tackles, including one for loss, vs. San Diego (9/30) ... Grabbed five solo tackles vs. Baltimore (10/7) ... Posted four tackles (three solo) at Tampa Bay (10/14) ... Generated three tackles (two solo), including one for loss, vs. Oakland (10/28) ... Grabbed eight tackles (six solo), including one for loss, an interception of QB Philip Rivers and a pass defended at San Diego (11/1) ... Had five solo tackles, including one for loss and two passes defended at Pittsburgh (11/12) ... Posted a

season-high 11 solo tackles vs. Cincinnati (11/18) ... Grabbed four tackles (three solo), including one for loss, and two passes defended vs. Denver (11/25) ... Produced one solo tackle vs. Carolina (12/2) ... Had four tackles (three solo) and a pass defended at Cleveland (12/9) ... Grabbed a season-high 11 solo tackles, including two for loss, and a pass defended at Oakland (12/16) ... Posted four solo tackles, including one for a loss, and two passes defended vs. Indianapolis (12/23) ... Grabbed six tackles (five solo), including one for loss at Denver (12/30).

2011: Started at strong safety vs. Buffalo (9/11) before leaving the game with a knee injury ... Was placed on injured reserve on Sept. 14.

2010: Started 16 games at SS ... Named a Pro Bowl starter, becoming the first Chiefs rookie to earn a berth in that game since LB Derrick Thomas following the '89 season ... First Chiefs safety to make the Pro Bowl since S Jerome Woods following the 2003 season ... Earned NFL All-Rookie honors from *Pro Football Weekly*/PFWA and *The Sporting News* ... Led the defensive backs and finished second on the team with 126 tackles (82 solo) with two for loss ... Paced the club with four interceptions returned for 102 yards with a TD ... Also had 2.0 sacks (-11.0 yards), 13 passes defended, a forced fumble and six QB pressures ... Added nine special teams tackles and returned a missed FG for 87 yards ... Was just the fifth rookie in Kansas City history with a 100-tackle season ... His 126 tackles were a Chiefs rookie record for tackles by a safety, bypassing S Greg Wesley (101) ... Based on press box stats was second among NFL rookie safeties in tackles, PBUs (9) and INTs (4) ... His four INTs tied for the fourth-highest total by a rookie in Chiefs history ... Was the first Chiefs rookie to lead the team in INTs since CB Dale Carter in '92 ... Was third among AFC rookies and fourth among rookies in the NFL with four INTs ... Was one of four rookies in the NFL to return an INT for a TD ... His four INTs tied for sixth overall in the AFC ... Tied for second among rookie DBs with 2.0 sacks ... A five-time NFL Rookie of the Week finalist, tying QB Sam Bradford and WR Mike Williams for the NFL lead ... Named the NFL Defensive Rookie of the Month for December/January, posting 39 tackles (27 solo), eight passes defended, two INTs with one TD and five special teams tackles. Was the first member of the Chiefs to ever win this honor ... Generated a career-high 12 tackles (seven solo) and a pass defended at Cleveland (9/19) ... Returned

a missed FG for 87 yards at Denver (11/14) ... Returned an INT for a 54-yard TD vs. Tennessee (12/26) ... Amassed 12 tackles (11 solo), four passes defended and one special teams tackle in an AFC Wild Card Game vs. Baltimore (1/9/11).

COLLEGE: Started 39 games in three years at Tennessee ... Made 37 starts at strong safety, one at left cornerback and one at nickel back ... Tallied 245 tackles (157 solo), 17.5 tackles for loss (-45.0 yards), 3.0 sacks (-11.0 yards) and 14 INTs for 494 yards with three TDs ... Also had 31 passes defended, four fumble recoveries, two forced fumbles and three QB pressures ... Rushed seven times for 37 yards and caught one pass for three yards ... Returned six kickoffs for 132 yards and added 14 special teams tackles ... Was a two-time unanimous All-America pick ... Opened all 13 games as a junior in 2009, recording 87 tackles (56 solo), two INTs for seven yards, nine passes defended, two fumble recoveries, one forced fumble and three QB pressures. Added 14 special teams tackles and four kickoff returns for 100 yards. Earned All-America honors for the second consecutive year. Received the Jim Thorpe Award as the nation's top defensive back ... Started 12 games as a sophomore in 2008, totaling 72 tackles (44 solo), 3.0 sacks, seven INTs for 265 yards with two TDs and 13 passes defended. Added

two kickoff returns for 32 yards, seven carries for 37 yards and one catch for three yards ... Unanimous All-America selection ... Named Jack Tatum Award winner as the best defensive back in college football and was named the SEC Defensive Player of the year ... Opened all 14 games as a true freshman in 2007, tallying 86 tackles (57 solo)

PERSONAL:

- Selected jersey number 29 with the Chiefs to honor former University of Tennessee teammate DB Inky Johnson, who suffered a severe shoulder injury in 2006.
- Berry's father, James, was a four-year letterman as a running back at Tennessee ('78-81), serving as team captain as a senior.
- Was a ParadeAll-America selection as a senior at Creekside High School in Fairburn, Ga., where he played QB and DB.
- Named Georgia High School Player of the Year by Gatorade and the Atlanta Journal-Constitution.
- Also ran track and set school records in the long jump (22'-8") and the 200-meter dash (21.76 seconds).
- Interned in a dental office while in high school.
- Has twin younger brothers, Elliott and Evan.

BERRY'S NFL STATISTICS

Year	Team	G-S	TACKLES			SACKS		INTERCEPTIONS				FUMBLES			
			Solos	Asst.	Total	No.	Yds.	No.	Yds.	LG	TDs	PDs	FF	FR	Yds.
2010	Kansas City	16-16	82	44	126	2.0	11.0	4	102	54t	1	13	1	0	0
2011	Kansas City	1-1	0	0	0	0.0	0.0	0	0	--	0	0	0	0	0
2012	Kansas City	16-16	73	13	86	0.0	0.0	1	0	--	0	10	0	0	0
Totals		33-33	155	57	212	2.0	11.0	5	102	54t	1	23	1	0	0

Additional Stats: Had six QB pressures in 2010. Had nine special teams tackles in 2010. Returned a missed FG for 87 yards at Denver (11/14/10). Had a 54-yard INT return for a TD vs. Tennessee (12/26/10).

POSTSEASON

Year	Team	G-S	TACKLES			SACKS		INTERCEPTIONS				FUMBLES			
			Solos	Asst.	Total	No.	Yds.	No.	Yds.	LG	TDs	PDs	FF	FR	Yds.
2010	Kansas City	1-1	11	1	12	0.0	0.0	0	0	--	0	4	0	0	0
Totals		1-1	11	1	12	0.0	0.0	0	0	--	0	4	0	0	0

SINGLE-GAME CAREER HIGHS

Tackles: 12 (seven solo) vs. San Francisco (9/26/10)
(nine solo) vs. Buffalo (10/31/10)

Sacks: 2.0 at Oakland (11/7/10)

Interceptions: 1, five times, last at San Diego (11/1/12)

INT Return Yards: 54 vs. Tennessee (12/26/10)

Long INT Return: 54 vs. Tennessee (12/26/10)

Passes Defended: 3 at St. Louis (12/19/10)

QB Pressures: 3 at Oakland (11/7/10)

Forced Fumble: 1 vs. Jacksonville (10/24/10)

BERRY'S GAME-BY-GAME STATISTICS

2012

CHIEFS

Date	Opp.	Tkl	Ast	Tot	TFL	Sck	INT	FR	FF	PR	PD
9/9	ATLANTA	2	0	2	0	0.0	0-0	0	0	0	1
9/16	@ Buffalo	3	1	4	0	0.0	0-0	0	0	0	0
9/23	@ New Orleans	3	5	8	1	0.0	0-0	0	0	0	0
9/30	SAN DIEGO	6	0	6	1	0.0	0-0	0	0	0	0
10/7	BALTIMORE	5	0	5	0	0.0	0-0	0	0	0	0
10/14	@ Tampa Bay	3	1	4	0	0.0	0-0	0	0	0	0
10/28	OAKLAND	2	1	3	1	0.0	0-0	0	0	0	0
11/1	@ San Diego	6	2	8	1	0.0	1-0	0	0	0	1
11/12	@ Pittsburgh	5	0	5	1	0.0	0-0	0	0	0	2
11/18	CINCINNATI	11	0	11	0	0.0	0-0	0	0	0	0
11/25	DENVER	3	1	4	1	0.0	0-0	0	0	0	2
12/2	CAROLINA	1	0	1	0	0.0	0-0	0	0	0	0
12/9	@ Cleveland	3	1	4	0	0.0	0-0	0	0	0	1
12/16	@ Oakland	11	0	11	2	0.0	0-0	0	0	0	1
12/23	INDIANAPOLIS	4	0	4	1	0.0	0-0	0	0	0	2
12/30	@ Denver	5	1	6	1	0.0	0-0	0	0	0	0
TOTALS		73	13	86	10	0.0	1-0	0	0	0	10

2011

CHIEFS

Date	Opp.	Tkl	Ast	Tot	TFL	Sck	INT	FR	FF	PR	PD
9/11	BUFFALO	0	0	0	0	0.0	0-0	0	0	0	0
9/18	@ Detroit						<i>Injured Reserve/Knee</i>				
9/25	@ San Diego						<i>Injured Reserve/Knee</i>				
10/2	MINNESOTA						<i>Injured Reserve/Knee</i>				
10/9	@ Indianapolis						<i>Injured Reserve/Knee</i>				
10/23	@ Oakland						<i>Injured Reserve/Knee</i>				
10/31	SAN DIEGO						<i>Injured Reserve/Knee</i>				
11/6	MIAMI						<i>Injured Reserve/Knee</i>				
11/13	DENVER						<i>Injured Reserve/Knee</i>				
11/21	@ New England						<i>Injured Reserve/Knee</i>				
11/27	PITTSBURGH						<i>Injured Reserve/Knee</i>				
12/4	@ Chicago						<i>Injured Reserve/Knee</i>				
12/11	@ N.Y. Jets						<i>Injured Reserve/Knee</i>				
12/18	GREEN BAY						<i>Injured Reserve/Knee</i>				
12/24	OAKLAND						<i>Injured Reserve/Knee</i>				
1/1/12	@ Denver						<i>Injured Reserve/Knee</i>				
TOTALS		0	0	0	0	0.0	0-0	0	0	0	0

2010

CHIEFS

Date	Opp.	Tkl	Ast	Tot	TFL	Sck	INT	FR	FF	PR	PD
9/13	SAN DIEGO	5	2	7	0	0.0	0-0	0	0	0	0
9/19	@ Cleveland	7	5	12	0	0.0	0-0	0	0	0	1
9/26	SAN FRANCISCO	4	2	6	0	0.0	0-0	0	0	0	0
10/10	@ Indianapolis	5	5	10	0	0.0	0-0	0	0	0	0
10/17	@ Houston	3	4	7	0	0.0	0-0	0	0	0	0
10/24	JACKSONVILLE	4	1	5	0	0.0	1-35	0	1	1	2
10/31	BUFFALO	9	3	12	0	0.0	1-13	0	0	0	2
11/7	@ Oakland	3	2	5	0	2.0	0-0	0	0	3	0
11/14	@ Denver	5	2	7	0	0.0	0-0	0	0	0	0
11/21	ARIZONA	7	4	11	0	0.0	0-0	0	0	0	0
11/28	@ Seattle	3	2	5	0	0.0	0-0	0	0	0	0
12/5	DENVER	6	4	10	0	0.0	0-0	0	0	0	2
12/12	@ San Diego	7	2	9	0	0.0	1-0	0	0	0	2
12/19	@ St. Louis	3	2	5	0	0.0	0-0	0	0	0	3
12/26	TENNESSEE	4	2	6	2	0.0	1-54t	0	0	0	1
1/2/11	OAKLAND	7	2	9	0	0.0	0-0	0	0	0	0
TOTALS		82	44	126	2	2.0	4-102	0	1	4	13
1/9/11	BALTIMORE	11	1	12	0	0.0	0-0	0	0	0	4
PLAYOFF TOTALS		11	1	12	0	0.0	0-0	0	0	0	4



**CONROY
BLACK**
CORNERBACK



6-0 • 187 • Born: 10/31/88
 Pembroke Pines, Fla. • NFL Exp: 1 (1st with Chiefs)
 GP/GS (Playoffs): 0/0 (0/0)
 Acq: FA-13 • Utah

PRO CAREER:

- First-year cornerback enters his first training camp with the Chiefs in 2013.

TRANSACTIONS: Signed with Kansas City (7/26/13) ... Released by Detroit (5/16/13) ... Added to Lions practice squad (9/18/12) ... Released by Oakland (8/29/12) ... Signed with Raiders as an undrafted free agent (5/11/12).

DETROIT (2012): Spent the final 15 weeks on the Lions' practice squad.

OAKLAND (2012): Participated in Raiders' training camp before being released prior to the regular season.

COLLEGE: As a senior in 2011, started

all 13 games, recording four interceptions, tied for the Pac-12 lead ... Earned honorable mention All-Pac-12 in 2011 ... Recorded 38 tackles in 2011 ... Played in all 13 games as a junior in 2010, with 19 tackles and one sack ... Transferred to Utah From Fullerton College ... Was a team captain at Fullerton in 2008 ... Recorded 17 solo tackles and returned an interception for a touchdown.

PERSONAL:

- All-conference selection in track at Fullerton College.
- Prepped at Everglades High School in Mirmar, Fla.
- Won the 6A District II championship in 2005.

BLACK'S GAME-BY-GAME STATISTICS

2012

LIONS

Date	Opp.	Tkl	Ast	Tot	TFL	Sck	INT	FR	FF	PR	PD
9/9	ST. LOUIS										
9/16	@ San Francisco										
9/23	@ Tennessee										
9/30	MINNESOTA										
10/14	@ Philadelphia										
10/22	@ Chicago										
10/28	SEATTLE										
11/4	@ Jacksonville										
11/11	@ Minnesota										
11/18	GREEN BAY										
11/22	HOUSTON										
12/2	INDIANAPOLIS										
12/9	@ Green Bay										
12/16	@ Arizona										
12/22	ATLANTA										
12/30	CHICAGO										
TOTALS		0	0	0	0	0.0	0-0	0	0	0	0



DWAYNE BOWE

WIDE RECEIVER



82

6-2 • 221 • Born: 9/21/84
Miami, Fla. • NFL Exp: 7 (7th with Chiefs)
GP/GS (Playoffs): 75/70 (1/1)
Acq: D1-07 • LSU

PRO CAREER:

- Seventh-year wide receiver joined the Chiefs as the 23rd overall selection in the 2007 NFL Draft.
- Earned his first Pro Bowl selection and second-team All-Pro honors from AP in 2010.
- Led the Chiefs in receptions and receiving yards for the fourth consecutive season in 2012.
- Led the NFL with 15 TD receptions and tallied 72 catches for a career-high 1,162 yards (16.1 avg.) in 2010.
- Ranked fourth in the NFL with 20 TD receptions in 2010-11.
- His 86 catches in 2008 were the highest seasonal total ever accumulated by a Chiefs wide receiver.
- Is second in club history with 82 receptions of 20-plus yards.
- Ranks third in team history with 415 career receptions. He is just the fourth player in Chiefs history to record more than 400 receptions.
- Was voted the club's Mack Lee Hill Award winner as the team's top rookie or first-year player in 2007 when he led all NFL rookie pass catchers with 70 catches for 995 yards, the top marks by a rookie in Chiefs history.
- Has caught 415 passes for 5,728 yards (13.8 avg.) with 39 TDs in 88 games (82 starts).

TRANSACTIONS: Signed with Kansas City (3/4/13) ... Signed franchise tender (8/17/12) ... Designated Kansas City's franchise player (3/5/12) ... Signed with Kansas City (8/6/07) ... Originally entered the NFL as the Chiefs first-round pick (23rd overall) in the 2007 NFL Draft.

2012: Has played in 13 games with 12 starts at wide receiver, recording 59 receptions for 801 yards (13.6 avg.) with three touchdowns and was placed on injured reserve with a rib injury on Dec. 15 ... Appeared as a reserve wide receiver, posting three receptions for 53 yards (17.7 avg.) vs. Atlanta (9/9) ... Posted eight receptions for 102 yards (12.8 avg.) with two touchdowns at Buffalo (9/16). He became the eighth player in team history to record 5,000 receiving yards and did it in the fewest number of games (77) of any Chiefs player ... Caught seven passes for 79 yards (11.3 avg.) at New Orleans (9/23) ... Caught seven passes for 108 yards (15.4 avg.) with a 29-yard touchdown vs. San Diego (9/30) ... Recorded six receptions for 60 yards (10.0 avg.) vs. Baltimore (10/7) ... Had three catches for 21 yards (7.0 avg.) at Tampa Bay (10/14) ... Caught three passes

for 65 yards (21.7 avg.) vs. Oakland (10/28) ... Grabbed eight passes for 79 yards (9.9 avg.) at San Diego (11/1) ... Caught four passes for 55 yards (13.8 avg.) at Pittsburgh (11/12) ... Started at wide receiver before leaving the game with a neck injury vs. Cincinnati (11/18) ... Grabbed four receptions for 41 yards (10.3 avg.) vs. Denver (11/25) ... Had four catches for 64 yards (16.0 avg.) vs. Carolina (12/2), moving into third place all-time in team history with 413 career receptions ... Caught two passes for 70 yards (35.0 avg.) at Cleveland (12/9) before leaving the game with a rib injury ... Placed on injured reserve with a rib injury (12/15).

2011: Played in 16 games with 14 starts at wide receiver, generating 81 receptions for a team-best 1,159 yards (14.3 avg.) with five touchdowns and one carry for 12 yards ... His 1,159 receiving yards were fifth in the AFC ... His 81 receptions tied for third in the AFC and tied for 10th in the NFL ... Had 19 receptions of 20+ yards to tie for fifth in the AFC and tie for ninth in the NFL ... Became the fourth player in Chiefs history to record back-to-back 1,000-yard receiving seasons ... Hauled in five passes for 101 yards (20.2 avg.) and rushed one time for 12 yards at Detroit (9/18) ... Caught four passes for 67 yards with one touchdown at San Diego (9/25) ... Grabbed five receptions for 107 yards (21.4 avg.) with a 52-yard touchdown vs. Minnesota (10/2) ... Caught seven passes for a season-high 128 yards (18.3 avg.) with two touchdowns at Indianapolis (10/9) ... Caught six passes for 93 yards (15.5 avg.) in the first half at Denver (11/12) before leaving the game with a neck injury.

2010: Started 16 games at WR ... Elected to his first career Pro Bowl ... Earned second-team All-Pro honors from AP ... Totaled 72 catches for a career-best and team-high 1,162 yards (16.1 avg.) with a career-high 15 TDs ... Also had one rush for four yards ... Led the NFL with 15 TD catches ... Joined with RB Jamaal Charles to become the third same-season 1,000-yard RB/WR tandem in team history ... His 15 TD catches were the highest single-season total in Chiefs history ... His 14 TD catches through 11 games tied for the second-highest total in NFL history in a club's first 11 games ... Led the NFL with five multi-TD games ... Ranked fifth in the AFC and seventh in the NFL with 1,162 receiving yards ... Tied for eighth in the AFC with 72 receptions ... Had two games of 10+ catches, behind only Atlanta WR Roddy White (3) and Seattle WR Mike Williams (3) ... Had 25

receptions on third down for 419 yards (16.8 avg.), ranking third in the NFL and second in the AFC... His five TD catches on third down were tied for second in the NFL ... Was third in the AFC and tied for sixth in the NFL with 19 receptions of 20+ yards, tying for the third-highest seasonal total in team history ... His 15 total TDs ranked second in the NFL among all players ... Was second in the AFC and third in the NFL among non-kickers with 90 points ... Registered four catches for 45 yards at Cleveland (9/19) ... Compiled two catches for 61 yards with a 45-yard TD vs. San Francisco (9/26) ... Grabbed six catches for 108 yards with two TDs at Houston (10/17) ... Tallied three receptions for 81 yards with two TDs vs. Jacksonville (10/24) ... Hauled in three catches for 16 yards with a one-yard TD and had one rush for four yards vs. Buffalo (10/31) ... Posted five receptions for 63 yards with a 20-yard TD at Oakland (11/7) ... Grabbed a career-high 13 catches for a career-best 186 yards with two TDs at Denver (11/14) ... Tallied six catches for 109 yards with two TDs vs. Arizona (11/21) ... Tied a career best with 13 receptions for 170 yards with a career-high three TDs at Seattle (11/28). It marked his seventh straight game with a TD catch, the longest streak in Chiefs history ... Led the NFL in receiving yards (528) and receiving TDs (8) in the month of November ... Caught 37 passes in November, the second-highest total in the NFL in the month ... Posted six receptions for 153 yards with a career-long 75-yard TD catch vs. Tennessee (12/26) ... Tallied five receptions for 68 yards vs. Oakland (12/21) ... Started at WR in an AFC Wild Card Game vs. Baltimore (1/9/11).

2009: Played in 11 games with nine starts at WR ... Was inactive for one contest and served an NFL suspension for four games ... Had a team-high 47 catches for 589 yards (12.5 avg.) with four TDs ... Caught four passes for 40 yards with a two-yard TD at Baltimore (9/13) ... Recorded five receptions for 56 yards with a 29-yard TD catch vs. Oakland (9/20), marking his first scoring grab from QB Matt Cassel ... Was inactive with a hamstring injury at Philadelphia (9/27), ending his streak of 34 consecutive games played ... Produced five receptions for 74 yards with a 16-yard TD with 0:24 remaining in the fourth quarter to send the game into OT vs. Dallas (10/11) ... Registered six catches for a season-high 109 yards at Washington (10/18), marking his fifth career 100-yard game ... Posted four receptions for 74 yards at Jacksonville (11/8) ... Compiled six catches for 91 yards at Oakland (11/15) ... Was on the NFL Reserve/Suspended List vs. Pittsburgh (11/22), at San Diego (11/29), vs. Denver (12/6) and vs. Buffalo (12/13) ... Caught four passes for 56 yards vs. Cleveland (12/20) ... Recorded a season-high nine receptions for 61 yards at Cincinnati (12/27).

2008: Started all 16 games for the first

time in his career ... Established a career high with 86 catches for 1,022 yards (11.9 avg.) and seven TDs ... Named to the *USA Today* All-Joe Team ... Joined WR Otis Taylor as the second player in franchise history to register a 1,000-yard season in just his second pro campaign ... Ranked seventh in the AFC and 10th in the NFL with 86 catches, the fifth-highest single-season total in Chiefs history and the best single-season total in franchise annals by a wide receiver ... Finished ninth in the AFC with 1,022 receiving yards ... Tied for fourth in the AFC and tied for sixth in the NFL with 25 catches on third down ... Posted five receptions for 49 yards with a 13-yard TD at New England (9/7) ... Caught six passes for 90 yards vs. Oakland (9/14) ... Had a 15-yard TD at Atlanta (9/21) ... Produced seven receptions for 85 yards vs. Denver (9/28) ... Registered seven receptions for 86 yards vs. Tennessee (10/19) ... Posted six catches for 102 yards at the New York Jets (10/26) ... Had a seven-yard TD vs. Tampa Bay (11/2) ... Tallied six receptions for 72 yards at San Diego (11/9) ... Produced seven receptions for 53 yards with two TDs vs. New Orleans (11/16) ... Caught a three-yard TD vs. Buffalo (11/23) ... Posted seven receptions for 96 yards at Denver (12/7) ... Compiled six catches for 44 yards with a one-yard TD vs. San Diego (12/14) ... Posted a career-high 10 receptions for a season-high 103 yards at Cincinnati (12/28).

2007: Played in 16 games (15 starts) ... Finished second on the team with 70 catches for 995 yards (14.2 avg.) with five TDs ... Named the club's Mack Lee Hill Award winner, an honor bestowed on Kansas City's top rookie or first-year player ... Selected to the *Pro Football Weekly* All-Rookie Team ... His 70 receptions, 995 receiving yards and five TD catches led all NFL rookies ... His reception and receiving yardage totals were also the highest seasonal totals by a rookie in Chiefs history ... His five receiving TDs tied as the third-highest total by a rookie in Chiefs history ... Led all NFL rookies with 13 catches of 20+ yards ... Caught three passes for 42 yards in his first NFL game at Houston (9/9) ... Made his first NFL start at Chicago (9/16), catching his first career TD on a 16-yard pass from QB Damon Huard ... Posted five catches for 71 yards with a TD vs. Minnesota (9/23) to win NFL Rookie of the Week honors ... Caught eight passes for a career-high 164 yards with a 51-yard TD at San Diego (9/30) to win his second straight NFL Rookie of the Week Award. Became the first Chiefs rookie WR since the AFL-NFL merger to catch a TD pass in his first three NFL starts. Set a Chiefs rookie record with 164 receiving yards, breaking the previous mark of 130 yards set by RB/S Johnny Robinson vs. Buffalo (12/18/60). Became just the fifth rookie in Chiefs history to register a 100-yard receiving game and the second to accomplish the feat on the road ... Recorded a season-long 58-yard catch vs. Oakland (10/21)

... Caught nine passes for 105 yards vs. Denver (11/11), joining Robinson ('60) and WR Sylvester Morris (2000) as the only rookies in franchise history to post a pair of 100-yard receiving games ... Posted seven catches for 64 yards with a 19-yard TD at Indianapolis (11/18) ... Produced two catches for 35 yards at Denver (12/9). Caught his 56th pass of the season to pass RB Abner Haynes (55) for the best mark by a rookie in Chiefs history. Ended the year with 821 receiving yards, surpassing E Chris Burford (789) for the highest single-season rookie total in Chiefs history ... Caught eight passes for 97 yards with a 34-yard TD at Detroit (12/23).

COLLEGE: Played in 50 games (30 starts) at LSU ... Finished his collegiate career with 154 receptions for 2,403 yards (15.6 avg.) with a school-record 26 TDs ... Also had one carry for two yards ... Ranks sixth in LSU history with 154 catches and 2,403 receiving yards ... Played in 13 games (11 starts) as a senior in 2006, catching 65 passes for 990 yards (15.2 avg.) with a school single-season record 12 touchdowns ... Earned first-team All-Southeastern Conference honors ... Saw action in 12 contests (nine starts), registering 41 receptions for 710 yards (17.3 avg.) with nine TDs in 2005 as a junior ... Caught a touchdown pass in seven consecutive games, the longest streak in Tigers history ... Appeared in 12 games (10 starts) as a sophomore in 2004, catching 39 passes for 597 yards (15.3 avg.) with five touchdowns ... Also had one carry for two yards ... Played in 13 games as a freshman in 2003, recording nine receptions for 106 yards ... Majored in Elementary Education.

PERSONAL:

- A first-team All-Florida Class 6A selection at

Norland Senior High School in Miami, Fla.

- Caught 40 passes for 882 yards (20.6 avg.) with 14 scores as a senior when his season was cut short by a foot injury.
- Added eight catches for 195 yards with three TDs in three playoff contests leading his school to its first Class 6A State Championship.
- Recorded 32 receptions for 624 yards (19.5 avg.) with two touchdowns as a junior, his first year of high school football.
- Established the "Un-Bowe-lievable Foundation" to assist those raised by grandparents, working closely with the Family Friends Grandparents and Relative Caregivers program.
- Did not start playing football until his junior year of high school.
- Assisted his grandmother in raising his cousin.

HONOR ROLL

- *USA Today All-Joe Team - 2008*
- *Mack Lee Hill Award: Chiefs Rookie of the Year Award - 2007*
- *NFL Rookie of the Week - vs. Minnesota (9/23/07), at San Diego (9/30/07)*
- *Pro Football Weekly All-Rookie Team - 2007*
- *AP Second-Team All-Pro - 2010*
- *Pro Bowl - 2011, 2012*

BOWE'S NFL STATISTICS

Year	Team	G-S	RECEIVING					RUSHING				
			No.	Yds.	Avg.	LG	TD	No.	Yds.	Avg.	LG	TD
2007	Kansas City	16-15	70	995	14.2	58	5	0	0	0.0	--	0
2008	Kansas City	16-16	86	1,022	11.9	36	7	0	0	0.0	--	0
2009	Kansas City	11-9	47	589	12.5	41	4	0	0	0.0	--	0
2010	Kansas City	16-16	72	1,162	16.1	75t	15	1	4	4.0	4	0
2011	Kansas City	16-14	81	1,159	14.3	52t	5	1	12	12.0	12	0
2012	Kansas City	13-12	59	801	13.6	47	3	0	0	0.0	--	0
Totals		88-82	415	5,728	13.8	75t	39	2	16	8.0	12	0
POSTSEASON												
Year	Team	G-S	No.	Yds.	Avg.	LG	TD	No.	Yds.	Avg.	LG	TD
2010	Kansas City	1-1	0	0	0.0	--	0	0	0	0.0	--	0
Totals		1-1	0	0	0.0	--	0	0	0	0.0	--	0

SINGLE-GAME CAREER HIGHS

Receptions: 13 at Denver (11/14/10)
at Seattle (11/28/10)
Receiving Yards: 186 at Denver (11/14/10)

Long Reception: 75t vs. Tennessee (12/26/10)
Touchdowns: 3 at Seattle (11/28/10)

BOWE'S 100-YARD RECEIVING GAMES (15)

Date	Opponent	No.	Yds.	Avg.	LG	TD	Result
9/30/07	@ San Diego	8	164	20.5	51t	1	W 30-16
11/11/07	Denver	9	105	11.7	23	0	L 11-27
10/26/08	@ N.Y. Jets	6	102	17.0	36	0	L 24-28
12/28/08	@ Cincinnati	10	103	10.3	32	0	L 6-16
10/18/09	@ Washington	6	109	18.2	32	0	W 14-6
10/17/10	@ Houston	6	108	18.0	42t	2	L 31-35
11/14/10	@ Denver	13	186	14.3	24	2	L 29-49
11/21/10	Arizona	6	109	18.2	38	2	W 31-13
11/28/10	@ Seattle	13	170	13.1	36t	3	W 42-24
12/26/10	Tennessee	6	153	25.5	75t	1	W 34-14
9/18/11	@ Detroit	5	101	20.2	45	0	L 3-48
10/2/11	Minnesota	5	107	21.4	52t	1	W 22-17
10/9/11	@ Indianapolis	7	128	18.3	41t	2	W 28-24
9/16/12	@ Buffalo	8	102	12.3	33	2	L 24-40
9/30/12	San Diego	7	108	15.4	29	1	L 20-37

BOWE'S MULTI-TD GAMES (8)

Date	Opponent	No.	Yds.	Avg.	LG	TD	Result
11/16/08	New Orleans	7	53	7.6	14	2	L 20-30
10/17/10	@ Houston	6	108	18.0	42t	2	L 31-35
10/24/10	Jacksonville	3	81	27.0	53t	2	W 42-20
11/14/10	@ Denver	13	186	14.3	24	2	L 29-49
11/21/10	Arizona	6	109	18.2	38t	2	W 31-13
11/28/10	@ Seattle	13	170	13.1	36t	3	W 42-24
10/9/11	@ Indianapolis	7	128	18.3	41t	2	W 28-24
9/16/12	@ Buffalo	8	102	12.3	33	2	L 17-35

**CHIEFS RECORD BOOK
RECEIVING YARDS, CAREER**

- 10,940 Tony Gonzalez1997-08
- 7,306 Otis Taylor1965-75
- 6,545 Henry Marshal1976-87
- 6,360 Carlos Carson1980-89
- 6,341 Stephone Paige1983-91
- 5,728 Dwayne Bowe2007-12**
- 5,505 Chris Burford1960-67

**CHIEFS RECORD BOOK
MOST CONS. GAMES, TD RECS.**

- 7 Dwayne Bowe10/17/10 - 11/28/10**
- 5 Chris Burford9/8/62 - 10/12/62
Otis Taylor10/23/66 - 11/20/66
- 4 Curtis McClinton9/11/66 - 10/2/66
Otis Taylor9/25/72 - 10/15/72
Tony Gonzalez9/24/00 - 10/22/00
Tony Gonzalez12/7/08 - 12/28/08

**CHIEFS RECORD BOOK
MOST TD RECEPTIONS, CAREER**

- 76 Tony Gonzalez1997-08
- 57 Otis Taylor1965-75
- 55 Chris Burford1960-67
- 49 Stephone Paige1983-91
- 39 Dwayne Bowe2007-12**

**CHIEFS RECORD BOOK
MOST TD RECEPTIONS, CONS. SEASONS**

- 21 Chris Burford (12, 9)1962-63
Stephone Paige (10, 11)1985-86
- 20 Tony Gonzalez (11, 9)1999-00
Dwayne Bowe (15, 5)2010-11**
- 19 Otis Taylor (8, 11)1966-67
Dwayne Bowe (4, 15)2009-10

**CHIEFS RECORD BOOK
MOST 20+ YARD RECS., CAREER**

- 130 Tony Gonzalez1007-08
- 84 Dwayne Bowe2007-12**
- 81 Eddie Kennison2001-07
- 64 Derrick Alexander1998-01
- 53 Willie Davis1991-95

**CHIEFS RECORD BOOK
MOST 20+ YARD RECS., SEASON**

- 24 Derrick Alexander2000
- 20 Derrick Alexander1998
- 19 Tony Gonzalez2004
Dwayne Bowe2010**
- 18 Eddie Kennison2004

**CHIEFS RECORD BOOK
MOST 20+ YARD RECS., GAME**

1. 5 Derrick Alexander at SD . . . 11/22/98
2. 4 **Dwayne Bowe at DEN . . . 11/14/10**
Derrick Alexander vs. STL . . . 10/22/00
Eddie Kennison vs. JAX . . . 12/31/06
5. 3 30 times

**CHIEFS RECORD BOOK
MOST RECEPTIONS, GAME**

1. 14 Tony Gonzalez at SD (1/2/05)
2. 13 **Dwayne Bowe . . . at DEN (11/14/10)**
Dwayne Bowe . . . at SEA (11/28/10)
4. 12 Ed Podolak vs. DEN (10/7/73)
5. 11 Six tied

**CHIEFS RECORD BOOK
MOST CONS. GAMES, PASS RECS.**

1. 131 Tony Gonzalez 12/4/00-12/28/08
2. 83 Stephone Paige 11/17/85-9/29/91
3. 55 Eddie Kennison 12/9/01-10/2/05
4. 48 Priest Holmes 11/9/01-11/19/04
5. 46 Ed Podolak 10/22/70-12/21/75
Dwayne Bowe 11/11/07-11/28/10

**CHIEFS RECORD BOOK, MOST
CONS. GMS, 100 OR MORE REC. YDS SEASON**

1. 4 Tony Gonzalez 2000
2. 3 **Dwayne Bowe 2010**
Willie Davis 1992
Frank Jackson 1964
Otis Taylor 1966

**CHIEFS RECORD BOOK
MOST TD RECEPTIONS, SEASON**

1. 15 **Dwayne Bowe 2010**
2. 12 Chris Burford 1962
3. 11 Otis Taylor 1967
Stephone Paige 1986
Tony Gonzalez 1999

BOWE'S GAME-BY-GAME STATISTICS

2012 CHIEFS		RECEIVING					RUSHING				
Date	Opp.	No.	Yds.	Avg.	LG	TD	No.	Yds.	Avg.	LG	TD
9/9	ATLANTA	3	53	17.7	23	0	0	0	0.0	--	0
9/16	@ Buffalo	8	102	12.3	33	2	0	0	0.0	--	0
9/23	@ New Orleans	7	79	11.3	17	0	0	0	0.0	--	0
9/30	SAN DIEGO	7	108	15.4	29	1	0	0	0.0	--	0
10/7	BALTIMORE	6	60	10.0	20	0	0	0	0.0	--	0
10/14	@ Tampa Bay	3	25	7.0	8	0	0	0	0.0	--	0
10/28	OAKLAND	3	65	21.7	46	0	0	0	0.0	--	0
11/1	@ San Diego	8	79	9.9	14	0	0	0	0.0	--	0
11/12	@ Pittsburgh	4	55	13.8	27	0	0	0	0.0	--	0
11/18	CINCINNATI	0	0	0.0	--	0	0	0	0.0	--	0
11/25	DENVER	4	41	10.3	13	0	0	0	0.0	--	0
12/2	CAROLINA	4	64	16.0	21	0	0	0	0.0	--	0
12/9	@ Cleveland	2	80	35.0	47	0	0	0	0.0	--	0
12/16	@ Oakland										
12/23	INDIANAPOLIS										
12/30	@ Denver										
TOTALS		59	801	13.6	47	3	0	0	0.0	--	0

BOWE'S GAME-BY-GAME STATISTICS

2011

CHIEFS

Date	Opp.	RECEIVING					RUSHING				
		No.	Yds.	Avg.	LG	TD	No.	Yds.	Avg.	LG	TD
9/11	BUFFALO	2	17	8.5	15	0	0	0	0.0	--	0
9/18	@ Detroit	5	101	20.2	45	0	1	12	12.0	12	0
9/25	@ San Diego	4	67	16.8	23	1	0	0	0.0	--	0
10/2	MINNESOTA	5	107	21.4	52t	1	0	0	0.0	--	0
10/9	@ Indianapolis	7	128	18.3	41t	2	0	0	0.0	--	0
10/23	@ Oakland	6	76	12.7	21	0	0	0	0.0	--	0
10/31	SAN DIEGO	4	62	15.5	26	0	0	0	0.0	--	0
11/6	MIAMI	6	88	14.7	31	0	0	0	0.0	--	0
11/13	DENVER	2	17	8.5	10	0	0	0	0.0	--	0
11/21	@ New England	7	87	12.4	28	0	0	0	0.0	--	0
11/27	PITTSBURGH	7	69	9.9	25	0	0	0	0.0	--	0
12/4	@ Chicago	4	49	12.3	14	0	0	0	0.0	--	0
12/11	@ N.Y. Jets	6	69	11.5	21	0	0	0	0.0	--	0
12/18	GREEN BAY	4	49	12.3	15	0	0	0	0.0	--	0
12/24	OAKLAND	6	80	13.3	25	1	0	0	0.0	--	0
1/1/12	@ Denver	6	93	15.5	22	0	0	0	0.0	--	0
TOTALS		81	1,159	14.3	52t	5	1	12	12.0	--	0

2010

CHIEFS

Date	Opp.	RECEIVING					RUSHING				
		No.	Yds.	Avg.	LG	TD	No.	Yds.	Avg.	LG	TD
9/13	SAN DIEGO	1	13	13.0	13	0	0	0	0.0	--	0
9/19	@ Cleveland	4	45	11.3	19	0	0	0	0.0	--	0
9/26	SAN FRANCISCO	2	61	30.5	45t	1	0	0	0.0	--	0
10/10	@ Indianapolis	2	33	16.5	21	0	0	0	0.0	--	0
10/17	@ Houston	6	108	18.0	42t	2	0	0	0.0	--	0
10/24	JACKSONVILLE	3	81	27.0	53t	2	0	0	0.0	--	0
10/31	BUFFALO	3	16	5.3	8	1	1	4	4.0	4	0
11/7	@ Oakland	5	63	12.6	20t	1	0	0	0.0	--	0
11/14	@ Denver	13	186	14.3	24	2	0	0	0.0	--	0
11/21	ARIZONA	6	109	18.2	38t	2	0	0	0.0	--	0
11/28	@ Seattle	13	170	13.1	36t	3	0	0	0.0	--	0
12/5	DENVER	0	0	0.0	--	0	0	0	0.0	--	0
12/12	@ San Diego	1	3	3.0	3	0	0	0	0.0	--	0
12/19	@ St. Louis	2	53	26.5	28	0	0	0	0.0	--	0
12/26	TENNESSEE	6	153	25.5	75t	1	0	0	0.0	--	0
1/2/11	OAKLAND	5	68	13.6	19	0	0	0	0.0	--	0
TOTALS		72	1,162	16.1	75t	15	1	4	4.0	4	0

1/9/11 BALTIMORE 0 0 0.0 -- 0 0 0 0.0 -- 0

PLAYOFF TOTALS 0 0 0.0 -- 0 0 0 0.0 -- 0

2009

CHIEFS

Date	Opp.	RECEIVING					RUSHING				
		No.	Yds.	Avg.	LG	TD	No.	Yds.	Avg.	LG	TD
9/13	@ Baltimore	4	40	10.0	24	1	0	0	0.0	--	0
9/20	OAKLAND	5	56	11.2	29t	1	0	0	0.0	--	0
9/27	@ Philadelphia	<i>Inactive/Hamstring</i>									
10/4	N.Y. GIANTS	1	11	11.0	11	0	0	0	0.0	--	0
10/11	DALLAS	5	74	14.8	20	1	0	0	0.0	--	0
10/18	@ Washington	6	109	18.2	32	0	0	0	0.0	--	0
10/25	SAN DIEGO	2	11	5.5	7t	1	0	0	0.0	--	0
11/8	@ Jacksonville	4	74	18.5	36	0	0	0	0.0	--	0
11/15	@ Oakland	6	91	15.2	41	0	0	0	0.0	--	0
11/22	PITTSBURGH	<i>Reserve/Suspended</i>									
11/29	@ San Diego	<i>Reserve/Suspended</i>									
12/6	DENVER	<i>Reserve/Suspended</i>									
12/13	BUFFALO	<i>Reserve/Suspended</i>									
12/20	CLEVELAND	4	56	14.0	23	0	0	0	0.0	--	0
12/27	@ Cincinnati	9	61	6.8	10	0	0	0	0.0	--	0
1/3/10	@ Denver	1	6	6.0	6	0	0	0	0.0	--	0
TOTALS		47	589	12.5	41	4	0	0	0.0	--	0

BOWE'S GAME-BY-GAME STATISTICS

2008

CHIEFS

Date	Opp.	RECEIVING					RUSHING				
		No.	Yds.	Avg.	LG	TD	No.	Yds.	Avg.	LG	TD
9/7	@ New England	5	49	9.8	13t	1	0	0	0.0	--	0
9/14	OAKLAND	6	90	15.0	30	0	0	0	0.0	--	0
9/21	@ Atlanta	4	43	10.8	15t	1	0	0	0.0	--	0
9/28	DENVER	7	85	12.1	17	0	0	0	0.0	--	0
10/5	@ Carolina	5	57	11.4	20	0	0	0	0.0	--	0
10/19	TENNESSEE	7	86	12.3	27	0	0	0	0.0	--	0
10/26	@ N.Y. Jets	6	102	17.0	36	0	0	0	0.0	--	0
11/2	TAMPA BAY	2	29	14.5	22	1	0	0	0.0	--	0
11/9	@ San Diego	6	72	12.0	31	0	0	0	0.0	--	0
11/16	NEW ORLEANS	7	53	7.6	14	2	0	0	0.0	--	0
11/23	BUFFALO	3	58	19.3	29	1	0	0	0.0	--	0
11/30	@ Oakland	2	27	13.5	15	0	0	0	0.0	--	0
12/7	@ Denver	7	96	13.7	34	0	0	0	0.0	--	0
12/14	SAN DIEGO	6	44	7.3	21	1	0	0	0.0	--	0
12/21	MIAMI	3	28	9.3	12	0	0	0	0.0	--	0
12/28	@ Cincinnati	10	103	10.3	32	0	0	0	0.0	--	0
TOTALS		86	1,022	11.9	36	7	0	0	0.0	--	0

2007

CHIEFS

Date	Opp.	RECEIVING					RUSHING				
		No.	Yds.	Avg.	LG	TD	No.	Yds.	Avg.	LG	TD
9/9	@ Houston	3	42	14.0	25	0	0	0	0.0	--	0
9/16	@ Chicago	2	22	11.0	16t	1	0	0	0.0	--	0
9/23	MINNESOTA	5	71	14.2	17	1	0	0	0.0	--	0
9/30	@ San Diego	8	164	20.5	51t	1	0	0	0.0	--	0
10/7	JACKSONVILLE	4	70	17.5	35	0	0	0	0.0	--	0
10/14	CINCINNATI	4	46	11.5	14	0	0	0	0.0	--	0
10/21	@ Oakland	3	84	28.0	58	0	0	0	0.0	--	0
11/4	GREEN BAY	0	0	0.0	--	0	0	0	0.0	--	0
11/11	DENVER	9	105	11.7	23	0	0	0	0.0	--	0
11/18	@ Indianapolis	7	64	9.1	19t	1	0	0	0.0	--	0
11/25	OAKLAND	4	63	15.8	24	0	0	0	0.0	--	0
12/2	SAN DIEGO	5	55	11.0	22	0	0	0	0.0	--	0
12/9	@ Denver	2	35	17.5	22	0	0	0	0.0	--	0
12/16	TENNESSEE	5	64	12.8	23	0	0	0	0.0	--	0
12/23	@ Detroit	8	97	12.1	34t	1	0	0	0.0	--	0
12/30	@ N.Y. Jets	1	13	13.0	13	0	0	0	0.0	--	0
TOTALS		70	995	14.2	58	5	0	0	0.0	--	0



**KEVIN
BROCK**
TIGHT END



6-5 • 249 • Born: 4/9/86
 Hackensack, N.J. • NFL Exp: 1 (1st with Chiefs)
 GP/GS (Playoffs): 2/0 (0/0)
 Acq: FA-13 • Rutgers

PRO CAREER:

- Tight end enters his first season with Kansas City in 2013.
- Joined the team as a free agent on Feb. 11, 2013.
- Originally entered the NFL as an undrafted free agent with Carolina in 2009.

TRANSACTIONS:

Signed with Kansas City (2/11/13) ... Released by Buffalo (8/31/12) ... Signed with Buffalo from practice squad (12/20/11) ... Added to Buffalo's practice squad (12/14/11) ... Released from Oakland's practice squad (12/6/11) ... Added to Oakland's practice squad (9/4/11) ... Released by Oakland (9/3/11) ... Signed with Oakland (1/5/11) ... Added to Oakland's practice squad (9/7/10) ... Released by Dallas (8/10/10) ... Claimed by Dallas via waiver from Chicago (5/26/10) ... Waived by Chicago (5/24/10) ... Signed with Chicago (1/4/10) ... Added to Pittsburgh's practice squad (11/24/09) ... Release from Pittsburgh's practice squad (11/2/09) ... Added to Pittsburgh's practice squad (9/15/09) ... Originally entered the NFL as an undrafted free agent with Carolina.

BUFFALO (2011-12): Appeared in two games, recording two receptions for 27 yards (13.5 avg.).

2012: Spent training camp with Buffalo before being released on Aug. 31.

2011: Played in two games, posting two receptions for 27 yards (13.5 avg.) and was on the Buffalo practice squad for one week ... Was signed to Buffalo's practice squad on Dec. 14 before being promoted to the active roster on Dec. 20.

OAKLAND (2010): Spent the season on Oakland's practice squad after going to training camp with the Dallas Cowboys.

2009: Spent time on the practice squad of the Chicago Bears and Pittsburgh Steelers after being claimed on waivers by the New York Jets ... Went to training camp with Carolina.

COLLEGE: Played in 42 games (12 starts) at Rutgers, recording 49 receptions for 541 yards (11.0 avg.) with four touchdowns ... Played in 13 games (seven starts) as a senior in 2008, catching 26 passes for 300 yards (11.5 avg.) and two touchdowns ... Played in 13 games (five starts) as a junior in 2007, posting 23 receptions for 241 yards (10.5 avg.) with two touchdowns ... Appeared in 11 games as a sophomore in 2006 ... Played in five games as a redshirt freshman in 2005.

PERSONAL:

- Attended Hackensack High School in Hackensack, N.J.
- Did not play football until his junior year of high school.

BROCK'S NFL STATISTICS

Year	Team	G-S	RUSHING					RECEIVING				
			No.	Yds.	Avg.	LG	TD	No.	Yds.	Avg.	LG	TD
2009	Pitt/Chicago	0-0	0	0	0.0	--	0	0	0.0	--	0	
2010	Oakland	0-0	0	0	0.0	--	0	0	0.0	--	0	
2011	Buffalo	2-0	2	27	13.5	21	0	0	0	0.0	--	0
Totals		2-0	2	27	13.5	21	0	0	0	0.0	--	0

SINGLE-GAME CAREER HIGHS

Receptions: 1, twice, last at New England (1/1/12)

Receiving Yards: 21 vs. Denver (12/24/11)
Long Reception: 21 vs. Denver (12/24/11)

BROCK'S GAME-BY-GAME STATISTICS

2012 CHIEFS		RUSHING					RECEIVING				
Date	Opp.	No.	Yds.	Avg.	LG	TD	No.	Yds.	Avg.	LG	TD
9/11	@ Kansas City										
9/18	OAKLAND										
9/25	NEW ENGLAND										
10/2	@ Cincinnati										
10/9	PHILADELPHIA										
10/16	@ N.Y. Giants										
10/30	WASHINGTON										
11/6	N.Y. JETS										
11/13	@ Dallas										
11/20	@ Miami										
11/27	@ N.Y. Jets										
12/4	TENNESSEE										
12/11	@ San Diego										
12/18	MIAMI										
12/24	DENVER	1	21	21.0	21	0	0	0	0.0	--	0
1/1/12	@ New England	1	6	6.0	6	0	0	0	0.0	--	0
TOTALS		2	27	13.5	21	0	0	0	0.0	--	0



JALLIL
BROWN

DEFENSIVE BACK



30

6-1 • 204 • Born: 10/14/87
Phoenix, Ariz. • NFL Exp: 3 (3rd with Chiefs)
GP/GS (Playoffs) 29/2 (0/0)
Acq: D4-11 • Colorado

PRO CAREER:

- Third-year defensive back has seen action in 29 games (two starts).
- Finished second on the team with eight special teams tackles (seven solo) in 2011.

TRANSACTIONS: Signed with Kansas City (7/28/11) ... Originally entered the NFL as the club's fourth-round pick (118th overall) in the 2011 NFL Draft.

2012: Played in 15 games on special teams and nine on defense with two starts at CB, recording 20 solo tackles, two passes defended, five special teams tackles and a special teams forced fumble ... Was inactive in one contest ... Appeared on special teams vs. Atlanta (9/9) and at Buffalo (9/16) ... Posted one special teams tackle at New Orleans (9/23) ... Grabbed one solo tackle and a special teams stop vs. San Diego (9/30) ... Was inactive vs. Baltimore (10/7) with a hamstring injury ... Appeared on special teams at Tampa Bay (10/14) ... Posted two special teams tackles vs. Oakland (10/28) ... Grabbed a special teams tackle and forced a S Eric Weddle fumble on a punt return at San Diego (11/1) ... Generated a career-high three solo tackles and a pass defended at Pittsburgh (11/12) ... Had one solo tackle vs. Cincinnati (11/18) ... Grabbed a career-high five solo tackles vs. Denver (11/25) ... Appeared on defense and special teams vs. Carolina (12/2) ... Posted two solo tackles at Cleveland (12/9) ... Grabbed four solo tackles and one pass defended

at Oakland (12/16) ... Produced one solo tackle vs. Indianapolis (12/23) ... Tallied three solo tackles at Denver (12/30).

2011: Played in 14 contests and was inactive for two games, ranking second on the team with eight special teams tackles (seven solo) ... Posted first two special teams tackles of his career vs. Minnesota (10/2) ... Recovered a fumble on a Chiefs kickoff return at the New York Jets (12/11).

COLLEGE: Appeared in 49 games at Colorado, making 28 starts (22 at left cornerback and six at nickel back) ... Intercepted six passes for 90 return yards ... Recorded 167 tackles (113 solo), with 5.0 tackles for loss (-9.0 yards) ... Added three QB pressures, 24 passes defended, four fumble recoveries and 10 special teams tackles ... Started 12 games at left cornerback as a senior in 2010, recording 46 tackles (28 solo) with 2.0 tackles for loss (-5.0 yards), two fumble recoveries, a QB pressure and five passes defended, three special teams tackles and led the team with three INTs ... Elected team co-captain ... Named second-team All-Colorado by state's National Football Foundation and earned honorable mention All-Big 12 honors ... Played in 12 games with 10 starts at left cornerback as a junior in 2009, finishing sixth on the team with 66 tackles (44 solo), adding two QB pressures and two fumble recoveries ... Recorded two interceptions for 33 yards ... Ranked second in the

nation with 15 passes defended, leading the Big 12 with all 15 coming in conference play ... All-Big 12 Conference first-team selection by *NFL Draft Report* ... Earned honorable mention All-Big 12 accolades from the Associated Press and league coaches ... Named second-team All-Colorado by state's NFF chapter ... Recipient of the coaches' Gold Group Commitment Award for excellence on and off the field and the Dick Anderson Award for his outstanding toughness for the second-straight year ... Collected a career-high 15 tackles (eight solo) and three passes defended vs. Texas A&M ... Played in all 12 games in 2008 as a sophomore with six starts at nickel back, recording 52 tackles (40 solo), three tackles for loss (-4.0 yards), an interception, four passes defended and two forced fumbles on special teams ... Recipient of the coaches' Gold Group Commitment Award and the Dick Anderson Award ... Played in all 13 games as a redshirt freshman in 2007, recording 13 tackles (10 solo) and a forced fumble ... Earned the Iron Buffalo Award for defensive backs, displaying dedication and performance in the weight room ... Graduated with dual degrees in Business Management and Sociology.

PERSONAL:

- Took snaps at free safety, running back, and quarterback as well as special teams for South Mountain High School in Phoenix, Ariz.
- Earned all-state honors his senior season and was a three-time all-metro region selection.
- Rushed for 1,910 yards and 29 touchdowns and caught 15 passes for 400 yards with three scores during his senior season.
- Passed for 1,000 yards and 12 TDs while filling in at quarterback as a sophomore.
- Set an Arizona state record with 412 rushing yards in a game, topping a mark previously held by Baltimore Ravens LB Terrell Suggs.
- Home schooled as a prep by his mother.
- Also lettered twice in basketball and track.
- His time of 10.87 seconds in the 100-meters was the fastest in Arizona entering the state championships.
- Cousin, Kenny Brown, played football at UTEP ('90-92).
- Has aspirations of starting his own business.

BROWN'S NFL STATISTICS

Year	Team	G-S	TACKLES			SACKS		INTERCEPTIONS			FUMBLES				
			Solos	Asst.	Total	No.	Yds.	No.	Yds.	LG	TDs	PDs	FF	FR	Yds.
2011	Kansas City	14-0	0	0	0	0.0	0.0	0	0	--	0	0	0	0	0
2012	Kansas City	15-2	20	0	20	0.0	0.0	0	0	--	0	2	0	0	0
Totals		29-2	20	0	20	0.0	0.0	0	0	--	0	2	0	0	0

Additional Stats: Has 13 special teams tackles - eight in 2011 and five in 2012. Recovered a fumble on a Chiefs kickoff return at the New York Jets (12/11/11). Forced a S Eric Weddle fumble on a punt return at San Diego (11/1/12).

SINGLE-GAME CAREER HIGHS

Tackles: 5 (five solo) vs. Denver (11/25/12)


Passes Defended: **Yards:** 1 at Pittsburgh (11/12/12), at Oakland (12/16/12)

BROWN'S GAME-BY-GAME STATISTICS

2012 CHIEFS												
Date	Opp.	Tkl	Ast	Tot	TFL	Sck	INT	FR	FF	PR	PD	
9/9	ATLANTA	0	0	0	0	0.0	0-0	0	0	0	0	
9/16	@ Buffalo	0	0	0	0	0.0	0-0	0	0	0	0	
9/23	@ New Orleans	0	0	0	0	0.0	0-0	0	0	0	0	
9/30	SAN DIEGO	1	0	1	0	0.0	0-0	0	0	0	0	
10/7	BALTIMORE	Inactive/Hamstring										
10/14	@ Tampa Bay	0	0	0	0	0.0	0-0	0	0	0	0	
10/28	OAKLAND	0	0	0	0	0.0	0-0	0	0	0	0	
11/1	@ San Diego	0	0	0	0	0.0	0-0	0	0	0	0	
11/12	@ Pittsburgh	3	0	3	0	0.0	0-0	0	0	0	0	1
11/18	CINCINNATI	1	0	1	0	0.0	0-0	0	0	0	0	0
11/25	DENVER	5	0	5	0	0.0	0-0	0	0	0	0	0
12/2	CAROLINA	0	0	0	0	0.0	0-0	0	0	0	0	0
12/9	@ Cleveland	2	0	2	0	0.0	0-0	0	0	0	0	0
12/16	@ Oakland	4	0	4	0	0.0	0-0	0	0	0	0	1
12/23	INDIANAPOLIS	1	0	1	0	0.0	0-0	0	0	0	0	0
12/30	@ Denver	3	0	3	0	0.0	0-0	0	0	0	0	0
TOTALS		20	0	20	0	0.0	0-0	0	0	0	0	2



BROWN'S GAME-BY-GAME STATISTICS

2011 CHIEFS											
Date	Opp.	Tkl	Ast	Tot	TFL	Sck	INT	FR	FF	PR	PD
9/11	BUFFALO					<i>Inactive</i>					
9/18	@ Detroit	0	0	0	0	0.0	0-0	0	0	0	0
9/25	@ San Diego	0	0	0	0	0.0	0-0	0	0	0	0
10/2	MINNESOTA	0	0	0	0	0.0	0-0	0	0	0	0
10/9	@ Indianapolis	0	0	0	0	0.0	0-0	0	0	0	0
10/23	@ Oakland	0	0	0	0	0.0	0-0	0	0	0	0
10/31	SAN DIEGO					<i>Inactive</i>					
11/6	MIAMI	0	0	0	0	0.0	0-0	0	0	0	0
11/13	DENVER	0	0	0	0	0.0	0-0	0	0	0	0
11/21	@ New England	0	0	0	0	0.0	0-0	0	0	0	0
11/27	PITTSBURGH	0	0	0	0	0.0	0-0	0	0	0	0
12/4	@ Chicago	0	0	0	0	0.0	0-0	0	0	0	0
12/11	@ N.Y. Jets	0	0	0	0	0.0	0-0	0	0	0	0
12/18	GREEN BAY	0	0	0	0	0.0	0-0	0	0	0	0
12/24	OAKLAND	0	0	0	0	0.0	0-0	0	0	0	0
1/1/12	@ Denver	0	0	0	0	0.0	0-0	0	0	0	0
TOTALS		0	0	0	0	0.0	0-0	0	0	0	0



JAMAAL CHARLES

RUNNING BACK

5-11 • 199 • Born: 12/27/86
Port Arthur, Texas • NFL Exp: 6 (6th with Chiefs)
GP/GS (Playoffs): 65/34 (1/0)
Acq: D3a-08 • Texas

PRO CAREER:

- Sixth-year running back originally joined the club as the team's first of three third-round selections in the 2008 NFL Draft.
- Bounced back from a season-ending knee injury the second game of the 2011 season to rush 285 times for 1,509 yards (5.3 avg.) with five touchdowns in 2012, earning a trip to his second Pro Bowl. His 1,509 yards are a single-season career-high.
- Earned his first trip to the Pro Bowl following the 2010 season after rushing for 1,467 yards on 230 carries (6.4 avg.), finishing second in the NFL behind Houston RB Arian Foster (1,616 yards).
- Was named first-team All-Pro by the Associated Press in 2010 and was named to both the All-AFC and All-Pro Teams by Pro Football Weekly/PFWA.
- Was voted the FedEx NFL Ground Player of the Year by the fans for his performance in 2010.
- Took home the Derrick Thomas Award for the third time in his career in 2012 as the club's MVP, also earning the award in back-to-back seasons (2009-10).
- In 2009, Charles became the first player in NFL history to rush for over 1,100 yards on fewer than 200 rushing attempts.
- Is the NFL's all-time career leader in rushing average among running backs with at least 750 career carries, ranking ahead of Jim

Brown, Mercury Morris, Gale Sayers and Barry Sanders.

- Has rushed for more than 1,000 yards for the third time in four years in 2012, joining RB Priest Holmes (2001-03) as only the second RB in Chiefs history to record three 1,000-yard rushing seasons.
- Became the fifth player in team history to reach 4,000 career rushing yards and ranks fourth in team history with 4,536 rushing yards.
- Holds the top three franchise marks for most rushing yards in a single game - 259 rushing yards at Denver (1/3/10), 233 rushing yards at New Orleans (9/23/12) and 226 yards vs. Indianapolis (12/23/12). Is the only running back in team history with three 200-yard games, accounting for half of the franchise's six 200-yard performances.
- Charles holds the franchise's two longest runs from scrimmage with a 91-yard touchdown run at New Orleans (9/23/12) and an 86-yard touchdown run vs. Indianapolis (12/23/12). He also has two 80-yard runs (one for touchdown), tying for the sixth-longest run from scrimmage in team history.
- With 233 rushing yards and 55 receiving yards at New Orleans (9/23/12), he joined Pro Football Hall of Famer Jim Brown as the only players in NFL history to record at least 225 rushing yards and 50 receiving yards in the same game.

- Charles now has two career games with at least 230 rushing yards, trailing only Hall of Fame RB Jim Brown, who has three.
- Has seen duty in 65 games (34 starts).
- Has rushed 784 times for 4,536 yards (5.8 avg.) with 17 TDs and has caught 152 passes for 1,282 yards (8.4 avg.) with seven TDs.
- Has 125 career rushes of 10+ yards to rank third in team history.
- Has also caught a two-point conversion pass.
- Has posted 51 kickoff returns for 1,246 yards (24.4 avg.) with a TD to go with eight special teams tackles.
- Has played in one postseason contest, carrying the ball nine times for 82 yards (9.1 avg.) with a franchise record 41-yard TD run.

TRANSACTIONS: Signed with Kansas City (12/12/10) ... Signed with Kansas City (7/21/08) ... Originally entered the NFL as the first of three Chiefs third-round picks (73rd overall) in the 2008 NFL Draft.

2012: Played in 16 contests (15 starts), registering 285 carries for 1,509 yards (5.3 avg.) with five touchdowns and 35 receptions for 236 yards (6.7 avg.) with one receiving touchdown ... Appeared as a reserve running back vs. Atlanta (9/9), posting 16 carries for 87 yards (5.4 avg.) ... Rushed three times for six yards (0.5 avg.) and caught three passes for 19 yards (6.3 avg.) at Buffalo (9/16) ... Carried the ball 33 times for 233 yards (7.1 avg.) with a 91-yard touchdown at New Orleans (9/23). The performance marked the second-best single-game individual rushing output in team history, behind his own record of 259 yards recorded at Denver (1/3/10). Charles' 91-yard touchdown run marked the longest run of his career and also the franchise's longest run from scrimmage. He joined Pro Football Hall of Famer Jim Brown as the only players in NFL history to record at least 225 rushing yards and 50 receiving yards in the same game. Charles now has two career games with at least 230 rushing yards, trailing only Brown, who has three ... Rushed 17 times for 88 yards (5.2 avg.) with one rushing touchdown and had three receptions for 23 yards (7.7 avg.) with a touchdown reception vs. San Diego (9/30) ... Gained 140 yards on 31 carries (4.5 avg.) and caught two passes for 21 yards (10.5 avg.) vs. Baltimore (10/7) ... Had 12 carries for 40 yards (3.3 avg.) and caught two passes for seven yards (3.5 avg.) at Tampa Bay (10/14) ... Carried the ball five times for four yards and caught three passes for six yards vs. Oakland (10/28) ... Registered 12 carries for 39 yards (3.3 avg.) and three receptions for 27 yards (9.0 avg.) at San Diego (11/1) ... Posted 23 carries for 100 yards (4.3 avg.) with a 12-yard touchdown at Pittsburgh (11/12) ... Had 17 carries for 87 yards (5.1 avg.) and caught four passes for 31 yards (7.8 avg.) vs. Cincinnati (11/18) ... Carried the ball 23 times for 107 yards (4.7 avg.) vs. Denver (11/25) ... Had 27 rushes for 127 yards (4.7 avg.) and caught four passes for 11 yards vs. Carolina (12/2) ... Rushed 18 carries for 165 yards (9.2 avg.) with an 80-yard touchdown at Cleveland

(12/9) ... Had nine carries for 10 yards and caught three passes for 18 yards (6.0 avg.) at Oakland (12/16) ... Recorded 22 carries for 226 yards (10.3 avg.) with an 86-yard touchdown and had one reception for four yards vs. Indianapolis (12/23) ... Rushed the ball 14 times for 53 yards (3.8 avg.) and caught one pass for 14 yards at Denver (12/30).

2011: Played in two contests with one start at running back, recording 12 carries for 83 yards (6.9 avg.) and five receptions for nine yards (1.8 avg.) with a touchdown ... Produced 10 carries for 56 yards (5.6 avg.) and had five receptions for nine yards (1.8 avg.) with a touchdown vs. Buffalo (9/11) ... Had two carries for 27 yards (13.5 avg.) at Detroit (9/18) before leaving the game in the first quarter with a left knee injury ... Was placed on injured reserve on Sept. 21.

2010: Played in 16 games (six starts) ... Selected to his first career Pro Bowl ... Earned first-team All-Pro honors from *Pro Football Weekly*/PFWA and AP ... Had 230 carries for a team-high 1,467 yards (6.4 avg.) with five TDs and had 45 receptions for 468 yards (10.4 avg.) with three TDs ... Combined with WR Dwayne Bowe to become the third same-season 1,000-yard RB/WR tandem in team history ... Led the NFL by averaging 6.38 yards per carry (min. 100 atts.) ... Ranked second in the NFL with 1,467 rushing yards, the seventh-highest seasonal total in team history ... Owned two of the top six rushing games in the NFL in 2010 ... Was fifth in the AFC and tied for sixth in the NFL with 10 carries of 20+ yards ... His 45 rushes of 10+ yards were first in the NFL ... Tied for sixth with 10 rushes of 20+ yards ... Added two carries of 50+ yards ... Stood second in the NFL with 1,935 yards from scrimmage ... Tied for second in the NFL with 91 first downs ... Compiled 22 carries for 177 yards and added four receptions for 61 yards vs. Buffalo (10/31) to earn FedEx Ground Player of the Week honors ... Registered 22 carries for 173 yards with a TD at Seattle (11/28) ... Generated 11 carries for 126 yards with a TD at St. Louis (12/19), including a career-long 80-yard rush, tying for the fourth-longest in team history while his 11.45-yard rushing average was the fourth-highest single-game mark in Chiefs history ... Posted nine carries for 82 yards (9.1 avg.) with a 41-yard TD in an AFC Wild Card Game vs. Baltimore (1/9/11). His 41-yard run was the second-longest postseason run in Chiefs history and the longest postseason TD in Chiefs annals. His 82 rushing yards were the seventh-highest single-game playoff total in Chiefs history. Also forced and recovered a S Haruki Nakamura fumble following an interception.

2009: Saw action in 15 games (10 starts) on offense and special teams ... Was inactive for one contest ... Had 190 carries for a team-high 1,120 yards (5.9 avg.) with seven TDs and 40 catches for 297 yards (7.4 avg.) with a TD ... Added a two-point conversion reception ... Also had 36 kickoff returns for 925 yards (25.7

avg.) with a 97-yard TD and four special teams tackles ... Received the Derrick Thomas Award as the Chiefs MVP, becoming the youngest player to win the honor in team history ... Had 190 carries on the season, the fewest by any player in NFL history to record an 1,100-yard season ... His 5.89 yards-per-carry average led the NFL (min. 150 atts.) and ranks as the third-highest single-season mark in team annals (min. 100 atts.) ... Ranked fourth in the NFL with 2,342 combined net yards, the second-highest seasonal total in franchise history ... Compiled 968 rushing yards from Nov. 15 through the end of the season, the second-highest total in the NFL over that period, behind only Tennessee RB Chris Johnson (1,047) ... Collected 1,126 yards from scrimmage from Nov. 15 through the end of the season, the second-highest total in the NFL over that timeframe behind Johnson (1,388) ... His five 100-yard rushing games ranked fifth in the NFL ... His four straight 100-yard games to end the season tied as third-longest streak in team history ... Registered a TD in six consecutive games, tying for the eighth-longest streak in team annals ... Stood seventh in the AFC and led the AFC West with 1,120 rushing yards ... Had five 100-yard rushing games, tying for fourth in the AFC and tying for fifth in the NFL ... Finished ninth in the NFL with 25 carries of 10+ yards ... Tied for second in the NFL with three carries of 50+ yards ... His 297 receiving yards were ninth among RBs in the AFC ... Was eighth in the AFC among RBs with 40 receptions ... Finished sixth in the AFC with 925 kickoff return yards ... Was seventh in the AFC with 36 kickoff returns ... Had 26 kickoff returns of 20+ yards, ranking fifth in the AFC ... Ranked fifth in the AFC with a 25.7-yard kickoff return average ... Totaled a career-high six kickoff returns for 147 yards vs. San Diego (10/25) ... Scored on a two-point conversion pass from QB Matt Cassel in the fourth quarter at Jacksonville (11/8) ... Had 18 carries for 103 yards with a 44-yard TD, his second career 100-yard game at Oakland (11/15) ... Returned four kickoffs for a career-high 158 yards (39.5 avg.), including a 97-yard TD, tying for the fifth longest in Chiefs history vs. Pittsburgh (11/22) to win AFC Special Teams Player of the Week honors. It was the first kickoff return for a TD by the Chiefs since WR Dante Hall had a 96-yard TD vs. Philadelphia (10/2/05). His return marked the first time that Kansas City had returned the opening kickoff of a game for a touchdown since Hall had a 97-yard TD kickoff return vs. Denver (12/19/04). His 97-yard kickoff return was the sixth-longest in the AFC and tied for the ninth-longest in the NFL in 2009 ... Rushed 20 times for 143 yards with a season-long 76-yard TD and caught a personal-high seven passes for 38 yards vs. Buffalo (12/13). Established a career high with 27 attempts from scrimmage ... Recorded a career-high 25 carries for 154 yards with a 47-yard TD vs. Cleveland (12/20). Tied a career high with 27 attempts from scrimmage ... Tied a career-high with 27 attempts from scrimmage at Cincinnati (12/27) ... Rushed 25 times for a Chiefs single-game record 259 yards with a career-high

two TDs and caught one pass for three yards at Denver (1/3/10), becoming the third player in team history with 200 or more yards in a game. It was the eighth-highest single-game total in NFL history. His 259 yards were the second-highest total ever recorded by an individual against Denver, trailing a 278-yard performance by Bengals RB Corey Dillon at Cincinnati (10/22/00). Posted his fourth consecutive 100-yard rushing game, tying as the third-longest streak in team history. Recorded 361 rushing yards in consecutive games, breaking the previous mark of 343 set by RB Larry Johnson in 2005. Finished the first half with 113 yards, becoming the first Chiefs player to have 100 rushing yards in a single half since Johnson had 105 yards in the second half vs. Denver (9/28/08). Registered a 56-yard TD, giving him a team-record four TD runs of 40+ yards on the season. Compiled 315 rushing yards vs. Denver in 2009, the highest total against an opponent in a single season in Chiefs history.

2008: Played in 16 games (two starts) ... Had 67 carries for 357 yards (5.3 avg.) and 27 catches for 272 yards (10.1 avg.) with a TD ... Also had 15 kickoff returns for 321 yards (21.4 avg.) and four special teams tackles ... Ranked fifth among AFC rookies with 357 rushing yards ... Started at RB at New England (9/7) when the team opened with three RBs ... Had a career-high two special teams tackles vs. Denver (9/28) ... Left the game in the second quarter with an ankle sprain at the New York Jets (10/26) ... Toted the ball 18 times for 106 yards vs. Tampa Bay (11/2), his first career 100-yard game ... Started at San Diego (11/9) before re-aggravating his ankle injury ... Caught three passes for 45 yards with a 36-yard TD vs. Buffalo (11/23) ... Had three catches for a career-high 102 yards vs. Miami (12/21), including a career-long 75-yard catch. Became the first Chiefs rookie running back to post a 100-yard receiving game since RB Joe Delaney accomplished the feat vs. Oakland (10/11/81).

COLLEGE: Played in 38 games (17 starts) at the University of Texas ... Concluded his Longhorn career with 533 carries for 3,328 yards (6.2 avg.) and 36 TDs ... Caught 49 passes for 539 yards (11.0 avg.) and three scores ... Ranked fourth in Texas history with 3,328 career rushing yards ... Started all 13 games as a junior in 2007, rushing 258 times for a career-high 1,619 yards and 18 TDs, the fifth-highest single-season rushing total in Texas history ... Also caught 17 passes for 199 yards ... Named first-team All-Big 12 ... Saw action in 12 games (one start) as a sophomore in 2006, carrying the ball 156 times for 831 yards with seven TDs and adding 18 receptions for 183 yards with a score ... Played in 13 games (three starts) as a true freshman in 2005, rushing 119 times for 878 yards with 11 TDs, while catching 14 passes for 157 yards with two scores ... Named freshman All-America and Freshman All-Big 12 by The Sporting News... Also competed in track for the Longhorns ... Placed fourth in the 60-meter dash (6.75) at the Big 12

Indoor Championships ... Posted a fourth-place finish at the NCAA Indoor Championships in the 60-meter dash (6.65) ... Won the 100-meter dash (10.23) at the Big 12 Outdoor Championships ... Finished fifth in the 100-meter dash (10.27) and seventh in the 200-meter dash (21.02) at the NCAA Outdoor Championships ... Majored in Youth Education.

PERSONAL

- A two-time first-team Class 5A All-State selection at Memorial High School in Port Arthur, Texas.
- Rushed for 4,107 yards and 50 TDs his final two seasons.
- Broke the Port Arthur City career rushing record held by Joe Washington.
- Lettered in track, winning state titles in the 100 and 300-meter hurdles as a senior.
- Received a bronze medal in the 400-meter hurdles at the 2003 World Youth Championships.
- Brother, Shanderric Charles, played running back at SMU (2001-02).
- His cousin, Graylin Johnson, played safety at Texas ('89-90), while another cousin, RaShonta LeBlanc, played basketball at LSU (2004-08).
- Has two daughters.

HONOR ROLL

- **Derrick Thomas Award: Chiefs Most Valuable Player (2) - 2009, 2010**
- **2011, 2012 Pro Bowl**
- **AP First-Team All-Pro - 2010**
- **Pro Football Weekly/PFWA All-AFC Team - 2010**
- **Pro Football Weekly/PFWA All-Pro Team - 2010**
- **FedEx NFL Ground Player of the Year - 2010**
- **AFC Special Teams Player of the Week (1) - vs. PIT (11/22/09)**

CHARLES' REGULAR SEASON 100-YARD RUSHING GAMES (17)

Date	Opponent	No.	Yds.	Avg.	LG	TD	Result
11/2/08	Tampa Bay	18	106	5.9	22	0	L 27-30 OT
11/15/09	@ Oakland	18	103	5.7	44t	1	W 16-10
12/13/09	Buffalo	20	143	7.2	76t	1	L 10-16
12/20/09	Cleveland	25	154	6.2	47t	1	L 34-41
12/27/09	@ Cincinnati	24	102	4.3	14	0	L 10-17
1/3/10	@ Denver	25	259	10.4	56t	2	W 44-24
10/31/10	Buffalo	22	177	8.0	32	0	W 13-10 OT
11/28/10	@ Seattle	22	173	7.9	29	1	W 42-24
12/5/10	Denver	21	116	5.5	16	0	W 10-6
12/19/10	@ St. Louis	11	126	11.5	80	1	W 27-13
9/23/12	@ New Orleans	33	233	7.1	91t	1	W 27-24 OT
10/7/12	Baltimore	31	140	4.5	25	0	L 6-9
11/12/12	@ Pittsburgh	23	100	4.3	12t	1	L 13-16 OT
11/25/12	Denver	23	107	4.7	15	0	L 9-17
12/2/12	Carolina	27	127	4.7	16	0	W 27-21
12/9/12	@ Cleveland	18	165	9.2	80t	1	L 7-30
12/23/12	Indianapolis	22	226	10.3	86t	1	L 13-20

**NFL RECORD BOOK
YARDS PER CARRY, RB, CAREER**

1. **5.79 Jamaal Charles** Kansas City
 2. 5.40 Bo Jackson L.A. Raiders
 3. 5.38 Ward Cuff NYG, CHI (Cardinals), GB
 4. 5.33 Bobby Mitchell CLE, WAS
 5. 5.32 Jerious Norwood Atlanta
- * Min. 300 rushing attempts

**NFL RECORD BOOK
YARDS PER CARRY, RB, SEASON**

1. 6.40 Jim Brown 1963
 2. **6.38 Jamaal Charles** **2010**
 3. 6.13 Barry Sanders 1997
 4. 6.06 Joe Perry 1954
 5. 6.03 O.J. Simpson 1973
- * Min. 150 rushing attempts

CHARLES' NFL STATISTICS

Year	Team	G-S	RUSHING					RECEIVING				
			No.	Yds.	Avg.	LG	TD	No.	Yds.	Avg.	LG	TD
2008	Kansas City	16-2	67	357	5.3	30	0	27	272	10.1	75	1
2009	Kansas City	15-10	190	1,120	5.9	76t	7	40	297	7.4	49	1
2010	Kansas City	16-6	230	1,467	6.4	80	5	45	468	10.4	31	3
2011	Kansas City	2-1	12	83	6.9	24	0	5	9	1.8	9	1
2012	Kansas City	16-15	285	1,509	5.3	91t	5	35	236	6.7	22	1
Totals		65-34	784	4,536	5.8	91t	17	152	1,282	8.4	75	7

Year	Team	No.	FC	PUNT RETURNS			KICKOFF RETURNS					
				Yds.	Avg.	LG	TD	No.	Yds.	Avg.	LG	TD
2008	Kansas City	0	0	0	0.0	--	0	15	321	21.4	40	0
2009	Kansas City	0	0	0	0.0	--	0	36	925	25.7	97t	1
2010	Kansas City	0	0	0	0.0	--	0	0	0	0.0	--	0
2011	Kansas City	0	0	0	0.0	--	0	0	0	0.0	--	0
2012	Kansas City	0	0	0	0.0	--	0	0	0	0.0	--	0
Totals		0	0	0	0.0	--	0	51	1,246	24.4	97t	1

Additional Stats: Has eight special teams tackles – four in 2008 and four in 2009. Caught a two-point conversion from Matt Cassel at Jacksonville (11/8/09).

POSTSEASON

Year	Team	G-S	RUSHING					RECEIVING				
			No.	Yds.	Avg.	LG	TD	No.	Yds.	Avg.	LG	TD
2010	Kansas City	1-0	9	82	9.1	41t	1	1	15	15.0	15	0
Totals		1-0	9	82	9.1	41t	1	1	15	15.0	15	0

SINGLE-GAME CAREER HIGHS

<p>Rushing Attempts: 33 at New Orleans (9/23/12)</p> <p>Rushing Yards: 259 at Denver (1/3/10)</p> <p>Long Run: 91(touchdown) at New Orleans (9/23/12)</p> <p>Rushing TDs: 2 at Denver (1/3/10)</p> <p>Receptions: 7 vs. Buffalo (12/13/09)</p> <p>Receiving Yards: 102 vs. Miami (12/21/08)</p> <p>Long Reception: 75 vs. Miami (12/21/08)</p> <p>Receiving TDs: 2 vs. Tennessee (12/26/10)</p> <p>Atts. From Scrimmage: 39, at New Orleans (9/23/12)</p>	<p>Yards From Scrimmage: 288 at New Orleans (9/23/12)</p> <p>Kickoff Returns: 6 vs. San Diego (10/25/09)</p> <p>KO Return Yards: 158 vs. Pittsburgh (11/22/09)</p> <p>Long Kickoff Return: 97t vs. Pittsburgh (11/22/09)</p> <p>Kickoff Return TDs: 1 vs. Pittsburgh (11/22/09)</p> <p>Combined Net Atts.: 39 at New Orleans (9/23/12)</p> <p>Combined Net Yards: 288 at New Orleans (9/23/12)</p> <p>Sp. Teams Tackles: 2 vs. Denver (9/28/08)</p>
--	---

NFL RECORD BOOK: MOST RUSHING YARDS, GAME

1.	296	Adrian Peterson	Minnesota	vs. San Diego (11/4/07)
2.	295	Jamal Lewis	Baltimore	vs. Cleveland (9/14/03)
3.	286	Jerome Harrison	Cleveland	at Kansas City (12/20/09)
4.	278	Corey Dillon	Cincinnati	vs. Denver (10/22/00)
5.	275	Walter Payton	Chicago	vs. Minnesota (11/20/77)
6.	273	O.J. Simpson	Buffalo	at Detroit (11/25/76)
7.	266	Shaun Alexander	Seattle	vs. Oakland (11/11/01)
8.	259	Jamaal Charles	Kansas City	at Denver (1/3/10)
9.	253	DeMarco Murray	Dallas	vs. St. Louis (10/23/11)
10.	251	Mike Anderson	Denver	at New Orleans (12/3/00)
	251	Doug Martin	Tampa Bay	at Oakland (11/4/12)

CHIEFS RECORD BOOK RUSHING YARDS, GAME

1.	259	Jamaal Charles	... at DEN (1/3/10)
2.	233	Jamaal Charles	vs. IND (12/23/12)
3.	226	Jamaal Charles	at NOLA (9/23/12)
4.	211	Larry Johnson	... at HOU (11/20/05)
5.	201	Larry Johnson	... vs. CIN (1/1/06)

CHIEFS RECORD BOOK COMBINED NET YARDS, SEASON

1.	2,446	Dante Hall	...2003
2.	2,342	Jamaal Charles	...2009
3.	2,287	Priest Holmes	...2002
4.	2,236	Dante Hall	...2004
5.	2,283	Dante Hall	...2005

**CHIEFS RECORD BOOK
YARDS PER CARRY, CAREER**

1. **5.79** Jamaal Charles. 2008-12
 2. 4.80 Abner Haynes 1960-64
 3. 4.60 Priest Holmes. 2001-07
 4. 4.57 Kimble Anders 1991-00
 5. 4.44 Ted McKnight 1977-81
- * Min. 400 rushing attempts

**CHIEFS RECORD BOOK
YARDS PER CARRY, SEASON**

1. **6.38** Jamaal Charles. 2010
 2. 6.03 Ted McKnight 1978
 3. **5.89** Jamaal Charles. 2009
 4. 5.61 Abner Haynes 1960
 5. 5.49 Mack Lee Hill 1964
- * Min. 100 rushing attempts

**NFL LEADERS
RUSHING YARDS, 2012**

1. 2,097 Adrian Peterson Minnesota
2. 1,613 Alfred Morris. Washington
3. 1,590 Marshawn Lynch Seattle
4. **1,509** Jamaal Charles. Kansas City
5. 1,454 Doug Martin Tampa Bay

**NFL LEADERS
LONGEST RUN FROM SCRIMMAGE, 2012**

1. 94t Chris Johnson Tennessee
2. **91t** Jamaal Charles. Kansas City
3. 82t Adrian Peterson Minnesota
4. 81t Justin Forsett Houston
5. 78 Bernard Pierce. Baltimore

**NFL RECORD BOOK,
FEWEST ATTS TO 1,00 RUSH YDS, SEASON**

1. 117 Michael Vick, ATL. 2006
 2. 151 Chris Johnson, TEN. 2009
 3. 157 Adrian Peterson, MIN 2007
 4. **158** Jamaal Charles, KC 2010
 5. 174 Terrell Davis, DEN 1998
- Jamal Lewis, BAL 2003
- * Since 1991

**CHIEFS RECORD BOOK
FEWEST ATTS TO 1,000 RUSH YDS, SEASON**

1. **158** Jamaal Charles. 2010
 2. **179** Jamaal Charles. 2009
 3. 199 Priest Holmes. 2001
- Larry Johnson 2005
- Barry Word 1990

**CHIEFS RECORD BOOK
LONGEST RUN FROM SCRIMMAGE**

1. **91t** Jamaal Charles. at NO (9/23/12)
2. **86t** Jamaal Charles. IND (12/23/12)
3. 84t Ted McKnight at SEA (9/30/79)
4. 82t Joe Delaney DEN (10/18/81)
4. 82t Derrick Alexander PIT (12/12/99)
6. 80t Abner Haynes. at NYJ (11/29/64)
- 80t Warren McVea vs. CIN (10/26/69)
- 80** Jamaal Charles. at STL (12/19/10)
- 80t** Jamaal Charles. at CLE (12/9/12)

**CHIEFS RECORD BOOK
HIGHEST RUSHING AVG., GAME**

1. 14.27 A. Haynes at N.Y. Titans . . 11/24/60
2. 12.25 T. McKnight at Seattle 9/30/79
3. 11.58 E. Podolak vs. Denver 12/6/70
4. **11.45** J. Charles at St. Louis . . 12/19/10
5. 11.29 A. Haynes vs. Oakland . . . 11/26/61

**NFL LEADERS
10+ YARDS RUSHES, 2012**

1. 61 Adrian Peterson Minnesota
2. 55 Alfred Morris. Washington
3. 42 Frank Gore San Francisco
4. **39** Jamaal Charles. Kansas City
- 39 Marshawn Lynch Seattle

**CHIEFS RECORD BOOK
MOST 10+ YARD RUSHES, CAREER**

1. 190 Priest Holmes. 2001-07
2. 137 Larry Johnson. 2003-09
3. **124** Jamaal Charles. 2008-12
4. 71 Marcus Allen. 1993-97
5. 63 Kimble Anders 1991-00

**CHIEFS RECORD BOOK
MOST 10+ RUSHES, SEASON**

1. 53 Priest Holmes. 2002
2. 52 Priest Holmes. 2001
3. 49 Larry Johnson 2006
4. 47 Larry Johnson 2005
5. **45** Jamaal Charles. 2010

**CHIEFS RECORD BOOK
MOST 10+ YARD RUSHES, GAME**

1. 10 Priest Holmes. at OAK (12/9/01)
 2. 9 Priest Holmes. at SEA (11/24/02)
 3. **7** Larry Johnson. NYG (12/17/05)
- Jamaal Charles. BUF (10/31/10)

CHIEFS RECORD BOOK, LONGEST RUN FROM SCRIMMAGE, POSTSEASON

1. 48 Priest Holmes vs. IND (1/11/04)
2. **41t Jamaal Charles vs. BAL (1/9/11)**
3. 33 Jack Spikes vs. HOU (12/23/62)
4. 32 Ed Podolak vs. MIA (12/25/71)
5. 26 Christian Okoye at MIA (1/5/91)

CHIEFS RECORD BOOK RUSHING YARDS, GAME, POSTSEASON

1. 176 Priest Holmes vs. IND (1/11/04)
2. 130 Barry Word vs. LAR (12/28/91)
3. 100 Wendell Hayes vs. MIA (12/25/71)
4. 94 Marcus Allen vs. IND (1/7/96)
5. 85 Ed Podolak vs. MIA (12/25/71)
6. 83 Christian Okoye at MIA (1/5/91)
7. **82 Jamaal Charles vs. BAL (1/9/11)**

CHIEFS RECORD BOOK YARDS PER TOUCH, RB, CAREER

1. 6.60 Abner Haynes 1960-64
 2. **6.22 Jamaal Charles 2008-12**
 3. 5.89 Kimble Anders 1991-00
 4. 5.53 Curtis McClinton 1962-69
 5. 5.48 Tony Reed 1977-80
- * Min. 350 rushing attempts

CHARLES' GAME-BY-GAME STATISTICS

2012

CHIEFS

Date	Opp.	RECEIVING					RUSHING				
		No.	Yds.	Avg.	LG	TD	No.	Yds.	Avg.	LG	TD
9/9	ATLANTA	16	87	5.4	46	0	0	0	0.0	--	0
9/16	@ Buffalo	6	3	0.5	8	0	3	19	6.3	10	0
9/23	@ New Orleans	33	233	7.1	91t	1	6	55	9.2	19	0
9/30	SAN DIEGO	17	88	5.2	37t	1	3	23	7.7	13t	1
10/7	BALTIMORE	31	140	4.5	25	0	2	21	10.5	16	0
10/14	@ Tampa Bay	12	40	3.3	22	0	2	7	3.5	8	0
10/28	OAKLAND	5	4	0.8	4	0	3	6	2.0	5	0
11/1	@ San Diego	12	39	3.3	15	0	3	27	9.0	22	0
11/12	@ Pittsburgh	23	100	4.3	12t	1	0	0	0.0	--	0
11/18	CINCINNATI	17	87	5.1	17	0	4	31	7.8	16	0
11/25	DENVER	23	107	4.7	15	0	0	0	0.0	--	0
12/2	CAROLINA	27	127	4.7	16	0	4	11	2.8	6	0
12/9	@ Cleveland	18	165	9.2	80	1	0	0	0.0	--	0
12/16	@ Oakland	9	10	1.1	5	0	3	18	6.0	11	0
12/23	INDIANAPOLIS	22	226	10.3	86t	1	1	4	4.0	4	0
12/30	@ Denver	14	53	3.8	13	0	1	14	14.0	14	0
TOTALS		285	1,509	5.3	91t	5	35	236	6.7	22	1

2011

CHIEFS

Date	Opp.	RUSHING					RECEIVING				
		No.	Yds.	Avg.	LG	TD	No.	Yds.	Avg.	LG	TD
9/11	BUFFALO	10	56	5.6	22	0	5	9	1.8	9	1
9/18	@ Detroit	2	27	13.5	24	0	0	0	0.0	--	0
9/25	@ San Diego	<i>Injured Reserve/Knee</i>					<i>Injured Reserve/Knee</i>				
10/2	MINNESOTA	<i>Injured Reserve/Knee</i>					<i>Injured Reserve/Knee</i>				
10/9	@ Indianapolis	<i>Injured Reserve/Knee</i>					<i>Injured Reserve/Knee</i>				
10/23	@ Oakland	<i>Injured Reserve/Knee</i>					<i>Injured Reserve/Knee</i>				
10/31	SAN DIEGO	<i>Injured Reserve/Knee</i>					<i>Injured Reserve/Knee</i>				
11/6	MIAMI	<i>Injured Reserve/Knee</i>					<i>Injured Reserve/Knee</i>				
11/13	DENVER	<i>Injured Reserve/Knee</i>					<i>Injured Reserve/Knee</i>				
11/21	@ New England	<i>Injured Reserve/Knee</i>					<i>Injured Reserve/Knee</i>				
11/27	PITTSBURGH	<i>Injured Reserve/Knee</i>					<i>Injured Reserve/Knee</i>				
12/4	@ Chicago	<i>Injured Reserve/Knee</i>					<i>Injured Reserve/Knee</i>				
12/11	@ N.Y. Jets	<i>Injured Reserve/Knee</i>					<i>Injured Reserve/Knee</i>				
12/18	GREEN BAY	<i>Injured Reserve/Knee</i>					<i>Injured Reserve/Knee</i>				
12/24	OAKLAND	<i>Injured Reserve/Knee</i>					<i>Injured Reserve/Knee</i>				
1/1/12	@ Denver	<i>Injured Reserve/Knee</i>					<i>Injured Reserve/Knee</i>				
TOTALS		12	83	6.9	24	0	5	9	1.8	9	1

CHARLES' GAME-BY-GAME STATISTICS

2010

CHIEFS

Date	Opp.	RUSHING					RECEIVING				
		No.	Yds.	Avg.	LG	TD	No.	Yds.	Avg.	LG	TD
9/13	SAN DIEGO	11	92	8.4	56t	1	1	8	8.0	8	0
9/19	@ Cleveland	11	49	4.5	20	0	1	27	27.0	27	0
9/26	SAN FRANCISCO	12	97	8.1	24	0	3	57	19.0	22	0
10/10	@ Indianapolis	16	87	5.4	14	0	3	14	4.7	6	0
10/17	@ Houston	16	93	5.8	16	0	4	24	6.0	23	0
10/24	JACKSONVILLE	15	71	4.7	18	1	0	0	0.0	--	0
10/31	BUFFALO	22	177	8.0	32	0	4	61	15.3	31	0
11/7	@ Oakland	10	53	5.3	13	0	5	47	9.4	14	0
11/14	@ Denver	14	41	2.9	7	0	5	80	16.0	24	1
11/21	ARIZONA	12	88	7.3	39	0	4	38	9.5	25	0
11/28	@ Seattle	22	173	7.9	29	1	2	3	1.5	8	0
12/5	DENVER	21	116	5.5	16	0	2	20	10.0	10	0
12/12	@ San Diego	10	40	4.0	10	0	2	9	4.5	5	0
12/19	@ St. Louis	11	126	11.5	80	1	3	27	9.0	14	0
12/26	TENNESSEE	13	77	5.9	17	0	4	40	10.0	14t	2
1/2/11	OAKLAND	14	87	6.2	47	1	2	13	6.5	8	0
TOTALS		230	1,467	6.4	80	5	45	468	10.4	31	3

1/9/11	BALTIMORE	9	82	9.1	41t	1	1	15	15.0	15	0
PLAYOFF TOTALS		9	82	9.1	41t	1	1	15	15.0	15	0

2009

CHIEFS

Date	Opp.	RUSHING					RECEIVING				
		No.	Yds.	Avg.	LG	TD	No.	Yds.	Avg.	LG	TD
9/13	@ Baltimore	4	8	2.0	10	0	4	29	7.3	20	0
9/20	OAKLAND	<i>Inactive</i>					<i>Inactive</i>				
9/27	@ Philadelphia	6	36	6.0	9	0	3	34	11.3	26	0
10/4	N.Y. GIANTS	2	24	12.0	24	0	0	0	0.0	--	0
10/11	DALLAS	3	9	3.0	7	0	5	54	10.8	17	0
10/18	@ Washington	4	6	1.5	5	0	1	2	2.0	2	0
10/25	SAN DIEGO	4	33	8.3	15	0	1	1	1.0	1	0
11/8	@ Jacksonville	6	36	6.0	13	0	3	19	6.3	13	0
11/15	@ Oakland	18	103	5.7	44t	1	4	14	3.5	8	0
11/22	PITTSBURGH	17	58	3.4	10	0	2	8	4.0	6	1
11/29	@ San Diego	14	93	6.6	31	1	3	54	18.0	49	0
12/6	DENVER	18	56	3.1	11	1	1	3	3.0	3	0
12/13	BUFFALO	20	143	7.2	76t	1	7	38	5.4	10	0
12/20	CLEVELAND	25	154	6.2	47t	1	2	16	8.0	8	0
12/27	@ Cincinnati	24	102	4.3	14	0	3	22	7.3	15	0
1/3/10	@ Denver	25	259	10.4	56t	2	1	3	3.0	3	0
TOTALS		190	1,120	5.9	76t	7	40	297	7.4	49	1

2008

CHIEFS

Date	Opp.	RUSHING					RECEIVING				
		No.	Yds.	Avg.	LG	TD	No.	Yds.	Avg.	LG	TD
9/7	@ New England	5	28	5.6	11	0	2	6	3.0	4	0
9/14	OAKLAND	3	7	2.3	3	0	1	15	15.0	15	0
9/21	@ Atlanta	7	38	5.4	13	0	3	24	8.0	13	0
9/28	DENVER	2	7	3.5	7	0	2	1	0.5	1	0
10/5	@ Carolina	4	18	4.5	7	0	4	22	5.5	17	0
10/19	TENNESSEE	3	17	5.7	16	0	4	26	6.5	11	0
10/26	@ N.Y. Jets	5	45	9.0	30	0	1	4	4.0	4	0
11/2	TAMPA BAY	18	106	5.9	22	0	0	0	0.0	--	0
11/9	@ San Diego	3	8	2.7	6	0	0	0	0.0	--	0
11/16	NEW ORLEANS	2	12	5.2	12	0	0	0	0.0	--	0
11/23	BUFFALO	2	22	11.0	20	0	3	45	15.0	36t	1
11/30	@ Oakland	2	5	2.5	4	0	1	15	15.0	15	0
12/7	@ Denver	1	13	13.0	13	0	3	12	4.0	9	0
12/14	SAN DIEGO	4	7	1.8	6	0	0	0	0.0	--	0
12/21	MIAMI	3	15	5.0	11	0	3	102	34.0	75	0
12/28	@ Cincinnati	3	9	3.0	8	0	0	0	0.0	--	0
TOTALS		67	357	5.3	30	0	27	272	10.1	75	0



**MIGUEL
CHAVIS**
DEFENSIVE END



65

6-5 • 285 • Born: 10/26/88
Fayetteville, N.C. • NFL Exp: 1 (1st with Chiefs)
GP/GS (Playoffs) 0/0 (0/0)
Acq: FA-13 • Clemson

PRO CAREER:

- Signed with the Chiefs as a free agent on May 13, 2013 after participating in the Chiefs rookie minicamp.
- Originally entered the NFL as an undrafted free agent with the Pittsburgh Steelers in 2011.

TRANSACTIONS: Signed with Kansas City (5/13/13) ... Released by Pittsburgh (8/28/11) ... Signed with Pittsburgh as an undrafted free agent (7/26/11).

2011: Spent time in Pittsburgh at the Steelers training camp.

COLLEGE: Co-starter at nose guard entering his senior year ... Reliable backup defensive tackle helped the Tigers to a top-25 ranking in total defense and scoring defense in 2008 and 2009 ... Had 16 tackles in his first two

years combined and had 28 as a junior ... Played in 37 games and missed just three ... Played in all bowl games, 23 snaps against Auburn in the 2007 Chick-fil-A Bowl, 18 against Nebraska in the 2008 Gator Bowl and 25 snaps as a starter against Kentucky in the Music City Bowl ... That win over the Wildcats was his first career start .. Played 315 snaps in 2009 after playing combined 278 his first two years ... Did not red-shirt, he played right away in 2007 ... Named most improved defensive tackle for the spring practice of 2010 ... Tied for eighth on the team in the bench press with a 405-pound lift ... First on the team in the hang clean with a 370-pound figure.

PERSONAL:

- Majored in Political Science
- Played at Hargrave (VA) Military Academy



DUSTIN COLQUITT

PUNTER



2

6-3 • 210 • Born: 5/6/82
Knoxville, Tenn. • NFL Exp: 9 (9th with Chiefs)
GP/GS (Playoffs): 126/0 (2/0)
Acq: D3-05 • Tennessee

PRO CAREER:

- Left-footed punter enters his ninth season in Kansas City in 2013.
- Already owns the top spots in franchise history with a 39.14-yard career net average and a 44.72-yard gross average.
- Is fourth in NFL annals since the AFL-NFL merger with a 39.14-yard net punting average.
- Is first in club history with 250 punts inside the 20-yard line.
- Is second all-time in NFL history for most punts inside the 20-yard line in a single season with 45 punts inside the 20-yard line in 2012. His 45 inside the 20 surpassed the old NFL record of 42, but trailed Arizona P Dave Zastudil's 2012 mark of 46 punts inside the 20 for the NFL record.
- His 45 punts inside the 20 in 2012 set a new single-season franchise record, passing his old mark of 41 set in the 2009 season.
- Ranks second in team annals with 657 career punts for 29,381 yards, trailing only P Jerrel Wilson (1,018 punts for 44,218 yards).
- Boasted a team-record 45.49-yard gross punting average in 2007, the second-highest mark in team history behind only the single-season mark of 45.53 set by Wilson in '73.
- Led the NFL with a 39.3-yard net average in 2006.
- Owns 657 punts for 29,381 yards (44.7 gross, 39.1 net) with 250 inside the 20-yard line and 55 touchbacks.
- Has played in two postseason contests, producing nine punts for 467 yards (51.9 gross, 44.3 net) with two inside the 20-yard line.
- Originally joined the Chiefs as the team's third-round draft selection (99th overall) in the 2005 NFL Draft, becoming the first punter drafted by the club since P/K Robbie Keen in '91.

TRANSACTIONS: Signed with Kansas City (3/4/13) ... Signed with Kansas City (2/28/08) ... Signed with Kansas City (7/26/05) ... Drafted by Kansas City in the third round (99th overall) in 2005.

2012: Appeared in 16 games, recording 83 punts for 3,887 yards (46.8 gross, 40.8 net), with 45 inside the 20 and seven touchbacks ... Punted one time for 47 yards vs. Atlanta (9/9) ... Booted seven punts for 313 yards (44.7 gross, 27.9 net) with two inside the 20 and one touchback at Buffalo (9/16) ... Punted five times for 208 yards (41.6 avg., 41.2 net) with four inside the 20 at New Orleans (9/23) ... Booted four punts for 205 yards (51.3 gross, 51.3 net) with three inside the 20 vs.

San Diego (9/30) ... Punted the ball five times for 236 yards (47.2 gross, 45.2 net) with three inside the 20 vs. Baltimore (10/7) ... Booted six times for 276 yards (46.0 gross, 42.5 net) with three inside the 20 at Tampa Bay (10/14) ... Punted five times for 236 yards (47.2 gross, 39.6 net) with two inside the 20 vs. Oakland (10/28) ... Booted one punt for 43 yards (43.0 gross, 41.0 net) at San Diego (11/1) ... Punted eight times for 337 yards (42.1 gross, 39.1 net) with five inside the 20 and one touchback at Pittsburgh (11/12) ... Booted seven punts for 356 yards (50.9 gross, 44.6 net), including a season-long 68 yarder, with four inside the 20 and one touchback vs. Cincinnati (11/18) ... Punted six times for 272 yards (45.3 gross, 38.7 net), with four inside the 20 and two touchbacks vs. Denver (11/25) ... Kicked three punts for 128 yards (42.7 gross, 38.7 net), with two inside the 20 vs. Carolina (12/2) ... Booted seven punts for 336 yards (48.0 gross, 27.4 net) with four inside the 20 at Cleveland (12/9) ... Punted seven times for 383 yards (54.7 gross, 51.9 net) with four inside the 20-yard line, one touchback and a season-long 71-yarder at Oakland (12/16) ... Booted three punts for 138 yards (46.0 gross, 39.3 net) with one touchback and one inside the 20-yard line vs. Indianapolis (12/23) ... Punted eight times for 373 yards (46.6 gross, 45.8 net), with three inside the 20 at Denver (12/30).

2011: Played in 16 games as the team's punter, registering 89 punts for 4,084 yards (45.9 gross, 40.1 net) with 27 inside the 20, five touchbacks and a special teams tackle ... His 40.1 net average ranked fifth in the AFC and ninth in the NFL ... His 27 punts inside the 20 ranked sixth in the AFC and tied for 10th in the NFL ... Punted five times for 286 yards for a career-high and a Chiefs record 57.2 gross punting average vs. San Diego (10/31). His punts were good for a 46.6 net average and landed one inside the 20 ... Punted a career-high 11 times for 447 yards (40.6 gross, 35.3 net) with two inside the 20 and one touchback at Chicago (12/4). Also had a special teams tackle. His 11 punts tied a team record for most punts in a single game.

2010: Played in 16 contests as the club's punter and holder on placement kicks ... Punted 88 times for 3,908 yards (44.4 gross, 37.6 net) with 33 inside the 20 and 10 touchbacks ... Had one punt blocked ... Also had one special teams tackle ... His 44.4 gross average was sixth in the AFC ... Was third in the AFC and fourth in the NFL with 33 punts inside the 20, the second-highest seasonal total in team history ... Punted the ball four times for 212 yards (53.0 gross, 52.0 net) at Indianapolis (10/10). His 52.0-yard net average

was a career high.

2009: Played in 16 games as the club's punter and holder on placement kicks ... Had 96 punts for 4,361 yards (45.4 gross, 40.8 net) with 41 inside the 20, six touchbacks and a long of 70 yards ... Established a Chiefs single-season record with a 40.78-yard net punting average, breaking the previous mark of 40.00 set by P Jerrel Wilson in '68 ... His 40.8 net punting average stood second in the AFC and fourth in the NFL ... His 96 punts were the fourth-highest single-season total in team annals ... His 4,361 punting yards were the second-highest total in franchise annals ... Finished second in the NFL with 41 punts inside the 20 ... His 41 punts inside the 20 were the third-highest seasonal total in NFL history and shattered the previous Chiefs record of 29 ... Tied for second in the NFL with 24 forced fair catches ... Led the NFL with 22 punts downed ... Allowed 71 punt returns of zero yards or less, the most in the NFL ... Allowed 285 punt return yards, the ninth-lowest total in the AFC among punters with at least 50 punts ... Registered his 118th career punt inside the 20 to bypass P Louie Aguiar (117) for the highest total in Chiefs history at Washington (10/18) ... Recorded his 30th punt inside the 20 in 2009 at San Diego (11/29), breaking Aguiar's single-season team record of 29 in '95 ... His 53.71 gross avg. vs. Denver (12/6) was a career high and the fourth-best single-game total in Chiefs history.

2008: Served as the club's punter and holder in 14 games ... Was inactive for two contests with a groin injury ... Punted 70 times for 3,110 yards (44.4 gross, 39.2 net) with 27 inside the 20 and eight touchbacks ... Tied a career high with five punts inside the 20 vs. Oakland (9/14), including a 73-yard kick that ranked as the fourth-longest punt in Chiefs history ... Was inactive with a groin injury at the N.Y. Jets (10/26) and vs. Tampa Bay (11/2), the first contests of his NFL career that he missed.

2007: Served as the club's punter and holder in 16 games ... Punted 95 times for 4,322 yards (45.5 gross, 39.1 net) with 27 inside the 20 and nine touchbacks ... His 95 punts were the fifth-highest seasonal total in Chiefs history ... His 45.5-yard gross average ranked as the second-best seasonal total in Chiefs history ... His 39.1-yard net was third in the AFC, fifth in the NFL and ranked as the fifth-highest seasonal mark in Kansas City history ... Booted a career-long and Chiefs-record 81-yard punt vs. San Diego (12/2).

2006: Handled the punting and holding duties in 16 games ... Punted 71 times for 3,145 yards (44.3 gross, 39.3 net) with 23 inside the 20 and five touchbacks ... Also had one special teams tackle ... His 39.3-yard net average led the NFL and was the third-best single-season total in Chiefs history ... Booted a 66-yard punt in the second quarter at Indianapolis (1/6/07), the longest punt in Chiefs postseason history. His 52.3-yard average was a Kansas City single-game postseason record, surpassing P Jerrel Wilson's mark of 50.3 set at Oakland (12/22/68).

2005: Appeared in 16 games, punting 65 times for 2,564 yards (39.4 gross, 35.2 net) with

27 landing inside the 20 and five touchbacks ... Had eight punts of 50+ yards ... Also had two special teams tackles.

COLLEGE: Played in 52 games at Tennessee, punting 240 times for 10,216 yards (42.6 gross, 38.4 net) with 73 inside the 20-yard line and 29 touchbacks ... Ranked first in Volunteers history with 240 career punts upon the completion of his collegiate career ... Added 14 kickoffs with two touchbacks and one pass for 19 yards on a fake punt ... Appeared in 13 games, punting 56 times for 2,282 yards (40.8 gross, 39.2 net) with 17 inside the 20 as a senior ... Also completed a 19-yard pass ... A second-team All-SEC selection ... Played in 13 games his junior season in 2003, punting 68 times for 3,081 yards (45.3 gross, 39.1 net) with 21 inside the 20 ... Was a consensus All-America and All-SEC selection ... His 45.3-yard average led the SEC ... Had 19 punts of 50+ yards ... Saw duty in 13 games as a sophomore in 2002 ... Had 65 punts for 2,833 yards (43.6 gross, 39.1 net) with 22 inside the 20 ... Named second-team All-SEC by AP ... Had 16 punts of 50+ yards ... Played in 13 games in 2001 as a redshirt freshman, punting 51 times for 2,020 yards (39.6 gross, 35.5 net) with 13 inside the 20 ... Also had two touchbacks on 14 kickoffs ... Redshirted as a true freshman in 2000 ... Graduated with a degree in Political Science.

PERSONAL:

- Played his senior season at Bearden High School in Knoxville, Tenn.
- Handled the club's punting and kicking duties.
- A three-year letterwinner in soccer.
- Named the Knoxville Interscholastic League Soccer Player of the Year in 2000.
- His soccer squad advanced to the state semifinals during his senior campaign when he won all-state and all-south honors.
- Created the "Colquitt for Kids Foundation" to work with TLC for Children and Families.
- Along with his wife, volunteers at TLC for Children and Families, a center that provides social services to children who are facing abuse, neglect or family disruption. The couple has also served as honorary chairpersons for TLC's annual gala.
- Serves as a spokesperson for All-Pro Dad, a program that helps men become better fathers.
- Father, Craig, played in the NFL for Pittsburgh ('78-84) and Indianapolis ('87). He won two Super Bowls with the Steelers.
- In addition to his father, who played for the Volunteers ('75-77), is one of four members of the Colquitt family to punt for Tennessee.
- Cousin, Jimmy, punted at Tennessee ('81-84). He played in the NFL with Seattle in '85.
- Brother, Britton, punted at the University of Tennessee (2004-08) and is currently with the Denver Broncos.
- Attended the University of Tennessee with Kansas City Royals 2006 first-round draft pick Luke Hochevar and is close friends with the pitcher.

COLQUITT'S NFL STATISTICS

PUNTING

Year	Team	G-S	No.	Yds.	Avg.	TB	In 20	LG	Bik.	Net Avg.
2005	Kansas City	16-0	65	2,564	39.4	5	27	62	0	35.15
2006	Kansas City	16-0	71	3,145	44.3	5	23	72	0	39.31
2007	Kansas City	16-0	95	4,322	45.5	9	27	81	1	39.11
2008	Kansas City	14-0	70	3,110	44.4	8	27	73	0	39.16
2009	Kansas City	16-0	96	4,361	45.4	6	41	70	1	40.78
2010	Kansas City	16-0	88	3,908	44.4	10	33	72	1	37.61
2011	Kansas City	16-0	89	4,084	45.9	5	27	68	0	40.15
2012	Kansas City	16-0	83	3,887	46.8	7	45	71	0	40.78
Totals		126-0	657	29,381	44.7	55	250	81	3	39.14

Additional Stats: Has five special teams tackles – two in 2005, one in 2006, one in 2010 and one in 2011. Has one rush for a three-yard loss on a fake field goal vs. Miami (11/6/11).

POSTSEASON

Year	Team	G-S	No.	Yds.	Avg.	TB	In 20	LG	Bik.	Net Avg.
2006	Kansas City	1-0	6	314	52.3	0	1	66	0	47.67
2010	Kansas City	1-0	3	153	51.0	2	1	54	0	37.67
Totals		2-0	9	467	51.9	2	2	66	0	44.33

Streaks and Milestones: Is second in Chiefs history with 574 career punts and 25,494 punting yards. Trails P Jerrel Wilson's team record of 1,018 punts and 44,218 punting yards.

SINGLE-GAME CAREER HIGHS

Punts: 11 at Chicago (12/4/11)

Yards: 447 at Chicago (12/4/11)

Long Punt: 81 vs. San Diego (12/2/07)

Gross Average: 53.7 vs. Denver (12/6/09)

Net Average: 52.0 at Indianapolis (10/10/10)

Inside the 20: 5 at N.Y. Jets (12/30/07)

vs. Oakland (9/14/08)

at Pittsburgh (11/12/12)

NFL RECORD BOOK NET PUNTING AVERAGE, CAREER

1. 39.47 Britton Colquitt 2010-12
2. 39.23 Andy Lee 2004-12
3. 39.17 Brett Kern 2008-12
4. **39.14 Dustin Colquitt.** **2005-12**
5. 39.02 Donnie Jones 2004-12

* Since 1970

NFL RECORD BOOK MOST PUNTS INSIDE THE 20, 2005-12

1. **250 Dustin Colquitt Kansas City**
2. 220 Donnie Jones MIA, STL, HOU
- 220 Andy Lee San Francisco
4. 208 Shane Lechler Oakland
5. 198 Chris Kluwe Minnesota
- Sam Koch Baltimore
- Mike Scifres San Diego

CHIEFS RECORD BOOK GROSS PUNTING AVERAGE, CAREER

1. **44.72 Dustin Colquitt 2005-12**
2. 43.44 Jerrel Wilson 1963-77
3. 42.59 Louie Aguiar 1994-98
4. 42.02 Jim Arnold 1983-85
5. 41.42 Bryan Barker 1990-93

CHIEFS RECORD BOOK NET PUNTING AVERAGE, CAREER

1. **39.14 Dustin Colquitt 2005-12**
2. 35.48 Louie Aguiar 1994-98
3. 35.42 Jerrel Wilson 1963-77
4. 35.13 Bob Grupp 1979-81
5. 34.82 Bryan Barker 1990-93

CHIEFS RECORD BOOK MOST PUNTS, CAREER

1. 1,018 Jerrel Wilson 1963-77
2. **657 Dustin Colquitt 2005-12**
3. 421 Louie Aguiar 1994-98
4. 284 Jim Arnold 1983-85
5. 272 Bryan Barker 1990-93

CHIEFS RECORD BOOK GROSS PUNTING AVG., GM, POSTSEASON

1. **52.3 Dustin Colquitt . . . at IND (1/6/07)**
2. **51.0 Dustin Colquitt . . vs. BAL (1/9/11)**
3. 50.3 Jerrel Wilson . . . at OAK (12/22/68)
4. 46.4 Louie Aguiar . . . vs. DEN (1/4/98)

**CHIEFS RECORD BOOK
MOST PUNTS INSIDE THE 20, CAREER**

1.	250	Dustin Colquitt	2005-12
2.	120	Louie Aguiar	1994-98
3.	62	Bryan Barker	1990-93
4.	58	Jim Arnold	1983-85
5.	54	Kelly Goodburn	1987-90

**CHIEFS RECORD BOOK
MOST PUNTS INSIDE THE 20, SEASON**

1.	45	Dustin Colquitt	2012
2.	41	Dustin Colquitt	2009
3.	33	Dustin Colquitt	2010
4.	29	Louie Aguiar	1995
5.	28	Louie Aguiar	1997
		Todd Sauerbrun	2000

**CHIEFS RECORD BOOK
MOST PUNTING YARDS, CAREER**

1.	44,218	Jerrel Wilson	1963-77
2.	29,381	Dustin Colquitt	2005-12
3.	17,930	Louie Aguiar	1994-98
4.	11,934	Jim Arnold	1983-85
5.	11,267	Bryan Barker	1990-93

**CHIEFS RECORD BOOK
MOST PUNTING YARDS, SEASON**

1.	4,397	Jim Arnold	1984
2.	4,361	Dustin Colquitt	2009
3.	4,322	Dustin Colquitt	2007
4.	4,218	Daniel Pope	1999
5.	4,084	Dustin Colquitt	2011

COLQUITT'S GAME-BY-GAME STATISTICS

**2012
CHIEFS**

Date	Opp.	No.	Yds.	Avg.	TB	In 20	LG	Net	Blk
9/9	ATLANTA	1	47	47.0	0	1	47	47.0	0
9/16	@ Buffalo	7	313	44.7	1	2	66	27.9	0
9/23	@ New Orleans	5	208	41.6	0	4	55	41.2	0
9/30	SAN DIEGO	4	205	51.3	0	3	60	51.3	0
10/7	BALTIMORE	5	236	47.2	0	3	58	45.2	0
10/14	@ Tampa Bay	6	276	46.0	0	3	62	42.5	0
10/28	OAKLAND	5	236	47.2	0	2	57	39.6	0
11/1	@ San Diego	1	43	43.0	0	0	43	41.0	0
11/12	@ Pittsburgh	8	337	42.1	1	5	57	39.1	0
11/18	CINCINNATI	7	356	50.9	1	4	68	44.6	0
11/25	DENVER	6	272	45.3	2	4	58	38.7	0
12/2	CAROLINA	3	128	42.7	0	2	55	38.7	0
12/9	@ Cleveland	7	336	48.0	0	4	57	27.4	0
12/16	@ Oakland	7	383	54.7	1	4	71	51.9	0
12/23	INDIANAPOLIS	3	138	46.0	1	1	53	39.3	0
12/30	@ Denver	8	373	46.6	0	3	59	45.8	0
TOTALS		83	3,887	46.8	7	45	71	40.8	0

**2011
CHIEFS**

Date	Opp.	No.	Yds.	Avg.	TB	In 20	LG	Net	Blk
9/11	BUFFALO	8	328	41.0	0	0	58	36.6	0
9/18	@ Detroit	5	198	39.6	0	2	44	38.2	0
9/25	@ San Diego	4	182	45.5	0	1	53	43.3	0
10/2	MINNESOTA	3	146	48.7	0	2	61	44.7	0
10/9	@ Indianapolis	6	269	44.8	1	2	60	41.2	0
10/23	@ Oakland	7	368	52.6	0	3	65	47.0	0
10/31	SAN DIEGO	5	286	57.2	0	1	68	46.6	0
11/6	MIAMI	5	229	45.8	0	0	57	35.6	0
11/13	DENVER	7	339	48.4	2	3	67	40.4	0
11/21	@ New England	5	199	39.8	0	3	56	23.6	0
11/27	PITTSBURGH	3	112	37.3	0	0	46	37.3	0
12/4	@ Chicago	11	447	40.6	1	2	53	35.3	0
12/11	@ N.Y. Jets	7	359	51.3	0	3	61	45.1	0
12/18	GREEN BAY	2	99	49.5	0	0	54	49.5	0
12/24	OAKLAND	3	146	48.7	0	1	54	48.3	0
1/1/12	@ Denver	8	377	47.1	1	4	58	47.1	0
TOTALS		89	4,084	45.9	5	27	68	40.1	0

COLQUITT'S GAME-BY-GAME STATISTICS

2010

CHIEFS

Date	Opp.	No.	Yds.	Avg.	TB	In 20	LG	Net	Blk
9/13	SAN DIEGO	9	344	38.2	0	3	51	34.6	0
9/19	@ Cleveland	6	249	41.5	1	2	59	37.3	0
9/26	SAN FRANCISCO	4	177	44.3	0	3	59	44.3	0
10/10	@ Indianapolis	4	212	53.0	0	0	60	52.0	0
10/17	@ Houston	4	202	50.5	2	1	59	40.5	0
10/24	JACKSONVILLE	3	136	45.3	0	1	50	29.0	0
10/31	BUFFALO	6	260	43.3	2	3	56	29.7	0
11/7	@ Oakland	8	351	43.9	1	1	60	37.6	0
11/14	@ Denver	3	130	43.3	0	1	44	34.3	0
11/21	ARIZONA	5	264	52.8	2	1	64	42.6	0
11/28	@ Seattle	4	182	45.5	0	3	55	36.8	1
12/5	DENVER	7	293	41.9	0	4	59	36.6	0
12/12	@ San Diego	8	365	45.6	0	3	61	36.1	0
12/19	@ St. Louis	6	285	47.5	1	3	72	36.2	0
12/26	TENNESSEE	5	232	46.4	1	1	56	42.2	0
1/2/11	OAKLAND	6	226	37.7	0	3	50	37.7	0
TOTALS		88	3,908	44.4	10	33	72	37.6	1
1/9/11	BALTIMORE	3	153	51.0	2	1	54	37.7	0
PLAYOFF TOTALS		3	153	51.0	2	1	54	37.7	0

2009

CHIEFS

Date	Opp.	No.	Yds.	Avg.	TB	In 20	LG	Net	Blk
9/13	@ Baltimore	5	246	49.2	0	2	61	45.4	0
9/20	OAKLAND	5	218	43.6	1	2	55	39.6	0
9/27	@ Philadelphia	9	399	44.3	0	3	64	44.7	0
10/4	N.Y. GIANTS	7	339	48.4	0	2	59	45.7	0
10/11	DALLAS	8	330	41.3	0	4	57	41.3	0
10/18	@ Washington	7	273	39.0	1	3	50	33.4	0
10/25	SAN DIEGO	5	241	48.2	1	3	53	33.8	1
11/8	@ Jacksonville	7	326	46.6	0	4	70	40.3	0
11/15	@ Oakland	6	283	47.2	0	4	61	47.5	0
11/22	PITTSBURGH	6	287	47.8	1	2	51	40.0	0
11/29	@ San Diego	4	161	40.3	0	2	46	40.3	0
12/6	DENVER	7	376	53.7	0	1	63	41.9	0
12/13	BUFFALO	5	167	33.4	1	1	38	29.4	0
12/20	CLEVELAND	6	274	45.7	0	3	59	39.0	0
12/27	@ Cincinnati	6	282	47.0	1	3	60	40.0	0
1/3/10	@ Denver	3	159	53.0	0	2	65	50.0	0
TOTALS		96	4,361	45.4	6	41	70	40.8	1

2008

CHIEFS

Date	Opp.	No.	Yds.	Avg.	TB	In 20	LG	Net	Blk
9/7	@ New England	6	259	43.2	1	3	55	39.5	0
9/14	OAKLAND	8	395	49.4	0	5	73	43.6	0
9/21	@ Atlanta	6	309	51.5	0	2	57	45.3	0
9/28	DENVER	3	133	44.3	0	2	54	32.3	0
10/5	@ Carolina	7	343	49.0	0	1	57	39.3	0
10/19	TENNESSEE	7	333	47.6	2	1	66	41.6	0
10/26	@ N.Y. Jets								
11/2	TAMPA BAY								
11/9	@ San Diego	6	244	40.7	0	4	48	41.0	0
11/16	NEW ORLEANS	4	133	33.3	0	2	38	33.3	0
11/23	BUFFALO	3	110	36.7	0	0	39	36.7	0
11/30	@ Oakland	5	202	40.4	1	1	62	36.4	0
12/7	@ Denver	3	153	51.0	2	1	56	37.7	0
12/14	SAN DIEGO	5	182	36.2	0	1	41	35.6	0
12/21	MIAMI	1	31	31.0	0	1	31	31.0	0
12/28	@ Cincinnati	6	283	47.2	2	3	55	37.8	0
TOTALS		70	3,110	44.4	8	27	73	39.2	0

*Inactive/Groin
Inactive/Groin*

COLQUITT'S GAME-BY-GAME STATISTICS

2007

CHIEFS

Date	Opp.	No.	Yds.	Avg.	TB	In 20	LG	Net	Bik
9/9	@ Houston	4	182	45.5	0	0	53	42.0	0
9/16	@ Chicago	8	346	43.3	1	1	52	22.9	0
9/23	MINNESOTA	6	293	48.8	2	0	65	37.7	0
9/30	@ San Diego	4	204	51.0	1	1	61	39.0	0
10/7	JACKSONVILLE	7	322	46.0	1	2	55	39.1	0
10/14	CINCINNATI	7	326	46.6	0	4	56	44.6	0
10/21	@ Oakland	8	371	46.4	0	2	55	43.0	0
11/4	GREEN BAY	7	321	45.9	0	3	56	40.7	0
11/11	DENVER	3	130	43.7	0	1	54	45.3	0
11/18	@ Indianapolis	5	184	36.8	0	1	44	33.6	0
11/25	OAKLAND	3	110	36.7	0	1	50	36.7	0
12/2	SAN DIEGO	6	278	46.3	1	1	81	42.5	0
12/9	@ Denver	8	370	46.3	0	3	58	44.5	0
12/16	TENNESSEE	4	178	44.5	0	2	55	39.5	0
12/23	@ Detroit	5	265	53.0	1	0	65	35.8	1
12/30	@ N.Y. Jets	10	442	44.2	2	5	60	40.6	0
TOTALS		95	4,322	45.5	9	27	81	39.1	1

2006

CHIEFS

Date	Opp.	No.	Yds.	Avg.	TB	In 20	LG	Net	Bik
9/10	CINCINNATI	4	165	41.3	0	1	47	40.8	0
9/17	@ Denver	6	281	46.8	2	3	53	39.0	0
10/1	SAN FRANCISCO	3	137	45.7	0	1	59	45.0	0
10/8	@ Arizona	6	304	50.7	2	1	62	40.5	0
10/15	@ Pittsburgh	7	341	48.7	0	2	59	40.9	0
10/22	SAN DIEGO	5	237	47.4	0	2	58	37.0	0
10/29	SEATTLE	1	50	50.0	0	0	50	39.0	0
11/5	@ St. Louis	6	262	43.7	0	3	53	44.0	0
11/12	@ Miami	8	325	40.6	0	1	52	33.6	0
11/19	OAKLAND	3	123	41.0	0	1	46	41.3	0
11/23	DENVER	2	75	37.5	0	2	51	37.5	0
12/3	@ Cleveland	3	135	45.0	0	0	50	41.7	0
12/10	BALTIMORE	3	108	36.0	0	2	51	36.7	0
12/17	@ San Diego	7	283	40.4	0	1	50	37.7	0
12/23	@ Oakland	3	161	53.7	0	2	72	51.3	0
12/31	JACKSONVILLE	4	158	39.5	1	1	60	30.3	0
TOTALS		71	3,145	44.3	5	23	72	39.3	0

1/6/07 @ Indianapolis 6 314 52.3 0 1 66 47.7 0

PLAYOFF TOTALS 6 314 52.3 0 1 66 47.7 0

2005

CHIEFS

Date	Opp.	No.	Yds.	Avg.	TB	In 20	LG	Net	Bik
9/11	N.Y. Jets	2	97	48.5	0	0	50	44.5	0
9/18	@ Oakland	3	120	40.0	1	1	49	22.0	0
9/26	@ Denver	6	227	37.8	1	2	52	34.3	0
10/2	Philadelphia	4	192	48.0	1	1	62	42.5	0
10/16	Washington	5	168	33.6	0	2	42	33.6	0
10/21	@ Miami	5	227	45.4	0	3	56	34.4	0
10/30	@ San Diego	6	238	39.7	0	2	53	34.8	0
11/6	Oakland	5	209	41.8	0	3	49	43.0	0
11/13	@ Buffalo	3	106	35.3	0	3	50	35.3	0
11/20	@ Houston	4	159	39.8	1	1	48	25.5	0
11/27	New England	3	108	36.0	0	1	43	33.0	0
12/4	Denver	2	76	38.0	1	0	41	27.5	0
12/11	@ Dallas	5	193	38.6	0	3	44	38.6	0
12/17	@ N.Y. Giants	5	192	38.4	0	4	48	39.2	0
12/24	San Diego	5	153	30.6	0	1	42	30.0	0
11/1/06	Cincinnati	2	99	49.5	0	0	51	44.5	0
TOTALS		65	2,564	39.4	5	27	62	34.9	0



TERRANCE COPPER

WIDE RECEIVER



6-0 • 207 • Born: 3/12/82
Washington, N.C. • NFL Exp: 10 (5th with Chiefs)
GP/GS (Playoffs): 125/12 (3/1)
Acq: UFA (KC)-11 • East Carolina

PRO CAREER:

- Tenth-year receiver and special teams performer enters his fifth season with Kansas City in 2013.
- Originally joined the Chiefs as an unrestricted free agent from Baltimore on March 17, 2009 and re-signed with Kansas City on March 6, 2010.
- Has played in 125 games (12 starts), owning 84 receptions for 1,018 yards (12.1 avg.) with six TDs and has three rushes for eight yards.
- Has also produced 31 kickoff returns for 574 yards (18.5 avg.), one punt return for 25 yards, 85 special teams tackles, a forced fumble and a fumble recovery on special teams.
- Has also appeared in three postseason contests (one start), catching four passes for 32 yards (8.0 avg.).
- Originally entered the NFL as a rookie free agent with Dallas in 2004.

TRANSACTIONS: Placed on injured reserve (12/29/12) ... Signed as an unrestricted free agent with Kansas City (7/29/11) ... Signed as an unrestricted free agent with Kansas City (3/6/10) ... Signed as an unrestricted free agent from Baltimore with Kansas City (3/17/09) ... Signed with Baltimore (10/29/08) ... Released by New Orleans (10/28/08) ... Signed with New Orleans (10/18/08) ... Released by New Orleans (10/14/08) ... Signed with New Orleans (3/26/07) ... Claimed off waivers by New Orleans from Dallas (9/4/06) ... Released by Dallas (9/2/06) ... Signed with Dallas (3/7/06) ... Signed with Dallas (10/30/04) ... Added to Dallas' practice squad (9/7/04) ... Released by Dallas (9/5/04) ... Signed as a rookie free agent with Dallas (4/30/04).

KANSAS CITY (2009-12): Has played in 62 games (seven starts) for Kansas City, producing 38 receptions for 418 yards (11.0 avg.) and one carry for one yard ... Also has five kickoff returns for 72 yards (14.4 avg.), one punt return for 25 yards, has 44 special teams tackles and forced a fumble on a kickoff return ... Has appeared in one postseason game.

2012: Played in 15 games on special teams and 10 on offense, recording eight receptions for 79 yards (9.9 avg.), one kickoff return for 16 yards, one punt return for 25 yards, five special teams tackles and a forced fumble on special teams before being placed on injured reserve with a knee injury ... Had one kickoff return for 16 yards vs. Atlanta (9/9) ... Played on special teams at Buffalo (9/16) ... Appeared on offense and special teams

at New Orleans (9/23) and vs. San Diego (9/30) ... Returned one punt for 25 yards, recorded one special teams tackle and forced a WR Deonte Thompson fumble on a kickoff return vs. Baltimore (10/7) ... Played on offense and special teams at Tampa Bay (10/14) ... Appeared on special teams vs. Oakland (10/28) ... Played on offense and special teams at San Diego (11/1), recording one special teams tackle ... Appeared on special teams and on offense at Pittsburgh (11/12) ... Caught three passes for 33 yards (11.0 avg.) vs. Cincinnati (11/18) ... Had two receptions for 14 yards (7.0 avg.) and one carry for one yard vs. Denver (11/25) ... Posted one special teams stop vs. Carolina (12/2) ... Caught three passes for 32 yards (10.7 avg.) and had one special teams stop at Cleveland (12/9) ... Appeared on special teams at Oakland (12/16) ... Played on offense and special teams vs. Indianapolis (12/23), registering one special teams tackle before leaving the game with a knee injury ... Was placed on injured reserve (12/29).

2011: Competed in all 16 contests on special teams and 12 games on offense with two starts at wide receiver, recording eight receptions for 114 yards (14.3 avg.), four special teams tackles and one kickoff return for 12 yards ... Started vs. Green Bay (12/18) and vs. Oakland (12/24).

2010: Played in 16 contests on special teams and 15 games on offense with three starts at WR ... Had 18 catches for 157 yards (8.7 avg.) ... Had two kickoff return for 26 yards ... Led the team with 19 special teams tackles.

2009: Played in 15 games (two starts) on special teams and seven contests on offense ... Was also inactive for one game ... Had four catches for 68 yards (17.0 avg.) and one kickoff return for 18 yards ... Ranked second on the club with 16 special teams tackles ... Started at Philadelphia (9/27) ... Recorded a career-long 50-yard reception on the club's first offensive play to go with three special teams tackles at Denver (1/3/10).

BALTIMORE (2008): Appeared in two games and was inactive for seven contests ... Tallied one special teams tackle ... Was signed on Oct. 29 ... Saw reserve action at Houston (11/9) and vs. Jacksonville (12/28) ... Was inactive for three postseason contests.

NEW ORLEANS (2006-08): Played in 37 games (five starts) ... Logged 38 receptions for 511 yards (13.4 avg.) with five TDs ... Also returned eight kickoffs for 163 yards (20.4 avg.)

and tallied 40 special teams tackles ... Saw action in two postseason games (one start), catching four passes for 32 yards.

2008: Saw duty in five games and was inactive for two contests ... Returned two kickoffs for 35 yards and had a special teams tackle.

2007: Played in 15 games (one start) ... Caught 15 passes for 126 yards (8.4 avg.) with two TDs ... Also returned two kickoffs for 49 yards and recorded 11 special teams stops ... Caught a season-high three passes for 28 yards vs. Philadelphia (12/23) ... Started at wide receiver, catching two passes for nine yards at Chicago (12/30).

2006: Saw action in 15 games (four starts) and set career highs in receptions (23), receiving yards (385) and receiving TDs (three) ... Also logged one rush for eight yards and returned four kickoffs for 79 yards ... Recorded three tackles and recovered a fumble on special teams ... Claimed off waivers from Dallas on Sept. 4 ... Recovered a CB Dexter Wynn muffed punt vs. Philadelphia (10/15) ... Made his initial NFL start at Tampa Bay (11/5) ... Collected a career-high six catches for 92 yards with a three-yard TD at Pittsburgh (11/12) ... Caught a Hail Mary for a 48-yard TD at the end of the first half at Atlanta (11/26) ... Had five receptions for 32 yards in two postseason games (one start) ... Caught three passes for 29 yards in the NFC Championship Game at Chicago (1/21/07).

DALLAS (2004-05): Played in 26 games ... Had eight receptions for 89 yards with a TD ... Returned 18 kickoffs for 339 yards and recorded 25 special teams stops.

2005: Played primarily on special teams in all 16 contests ... Had a five-yard reception, two kickoff returns for 32 yards and 11 special teams stops.

2004: Saw action in 10 games and collected seven receptions for 84 yards with a TD ... Returned 16 kickoffs for 307 yards (19.2 avg.), had one carry for a one-yard loss and notched 14 special teams tackles ... Promoted to the 53-man roster on Oct. 30 ... Collected his first NFL reception and finished with three catches for 44 yards at Baltimore (11/21) ... Recorded his initial NFL TD on a nine-yard pass at Seattle (12/6).

COLLEGE: Concluded his collegiate career at East Carolina with 139 receptions for 1,683 yards (12.1 avg.) and three TDs ... Those 139 catches ranked second in school annals while his 1,683 receiving yards placed fourth ... Also totaled nine carries for 49 yards (5.4 avg.) with a TD ... Returned 67 punts for 522 yards (7.8 avg.) and four kickoffs for 91 yards (22.8 avg.) ... Led Conference USA and set single-season school records for receptions and receiving yards with 87 receptions for 897 yards and two TDs as a senior in 2003 ... Also returned 27 punts for 124 yards ... Named first-team All-Conference USA ... Caught 30 passes for 395 yards and returned 30 punts for 328 yards as a junior in 2002 ... Caught 13 passes for 204 yards and rushed nine times for 49 yards with a TD as a sophomore in 2001 ... Also added 10 punt returns for 70 yards ... Recorded nine receptions for 187 yards with a TD and brought back four kickoffs for 91 yards as a true freshman in 2000 ... Majored in Industrial Technology.

PERSONAL:

- Earned All-America honors at Washington High School in Washington, N.C.
- Selected to play in the '99 Shrine Bowl and the East/West All-Star Game.
- Married; wife, Kandy, with two sons, Terrance (12) and Tyreek (4), and a daughter, Taniya (8).

COPPER'S NFL STATISTICS													
		RECEIVING							RUSHING				
Year	Team	G-S	No.	Yds.	Avg.	LG	TD	No.	Yds.	Avg.	LG	TD	
2004	Dallas	10-0	7	84	12.0	22	1	1	-1	-1.0	-1	0	
2005	Dallas	16-0	1	5	5.0	5	0	0	0	0.0	--	0	
2006	New Orleans	15-4	23	385	16.7	48t	3	1	8	8.0	8	0	
2007	New Orleans	15-1	15	126	8.4	21	2	0	0	0.0	--	0	
2008	New Orleans	5-0	0	0	0.0	--	0	0	0	0.0	--	0	
	Baltimore	2-0	0	0	0.0	--	0	0	0	0.0	--	0	
2009	Kansas City	15-2	4	68	17.0	50	0	0	0	0.0	--	0	
2010	Kansas City	16-3	18	157	8.7	20	0	0	0	0.0	--	0	
2011	Kansas City	16-2	8	114	14.3	43	0	0	0	0.0	--	0	
2012	Kansas City	15-0	8	79	9.9	12	0	1	1	1.0	1	0	
	KC Totals	62-7	38	418	11.0	50	0	1	1	1.0	1	0	
	NFL Totals	125-12	84	1,018	12.1	50	6	3	8	2.7	8	0	
POSTSEASON													
		RECEIVING							RUSHING				
Year	Team	G-S	No.	Yds.	Avg.	LG	TD	No.	Yds.	Avg.	LG	TD	
2006	New Orleans	2-1	4	32	8.0	14	0	0	0	0.0	--	0	
2010	Kansas City	1-0	0	0	0.0	--	0	0	0	0.0	--	0	
	Totals	3-1	4	32	8.0	14	0	0	0	0.0	--	0	
SINGLE-GAME CAREER HIGHS													
Receptions: 6 at Pittsburgh (11/12/06) vs. Cincinnati (11/19/06)							Long Reception: 50 at Denver (1/3/10)						
Receiving Yards: 92 at Pittsburgh (11/12/06)							Touchdowns: 1, six times, last vs. Tampa Bay (12/2/07)						

COPPER'S NFL STATISTICS

Year	Team	PUNT RETURNS						KICKOFF RETURNS				
		No.	FC	Yds.	Avg.	LG	TD	No.	Yds.	Avg.	LG	TD
2004	Dallas	0	0	0	0.0	--	0	16	307	19.2	39	0
2005	Dallas	0	0	0	0.0	--	0	2	32	16.0	11	0
2006	New Orleans	0	0	0	0.0	--	0	4	79	19.8	25	0
2007	New Orleans	0	0	0	0.0	--	0	2	49	24.5	25	0
2008	New Orleans	0	0	0	0.0	--	0	2	35	17.5	18	0
	Baltimore	0	0	0	0.0	--	0	0	0	0.0	--	0
2009	Kansas City	0	0	0	0.0	--	0	1	18	18.0	18	0
2010	Kansas City	0	0	0	0.0	--	0	2	26	13.0	17	0
2011	Kansas City	0	0	0	0.0	--	0	1	12	12.0	12	0
2012	Kansas City	1	0	25	25.0	25	0	1	72	14.4	18	0
KC Totals		1	0	25	25.0	25	0	5	72	14.4	18	0
NFL Totals		1	0	25	25.0	25	0	31	574	18.5	39	0

Additional Stats: Has 85 special teams tackles - 14 in 2004, 11 in 2005, three in 2006, 11 in 2007, two in 2008, 16 in 2009, 19 in 2010, four in 2011 and five in 2012. Recovered a CB Dexter Wynn fumble on a muffed punt vs. Philadelphia (10/15/06). Forced a WR Deonte Thompson fumble on a kickoff return vs. Baltimore (10/7/12).

COPPER'S GAME-BY-GAME STATISTICS

2012

CHIEFS

Date	Opp.	RECEIVING					RUSHING				
		No.	Yds.	Avg.	LG	TD	No.	Yds.	Avg.	LG	TD
9/9	ATLANTA	0	0	0.0	--	0	0	0	0.0	--	0
9/16	@ Buffalo	0	0	0.0	--	0	0	0	0.0	--	0
9/23	@ New Orleans	0	0	0.0	--	0	0	0	0.0	--	0
9/30	SAN DIEGO	0	0	0.0	--	0	0	0	0.0	--	0
10/7	BALTIMORE	0	0	0.0	--	0	0	0	0.0	--	0
10/14	@ Tampa Bay	0	0	0.0	--	0	0	0	0.0	--	0
10/28	OAKLAND	0	0	0.0	--	0	0	0	0.0	--	0
11/1	@ San Diego	0	0	0.0	--	0	0	0	0.0	--	0
11/12	@ Pittsburgh	0	0	0.0	--	0	0	0	0.0	--	0
11/18	CINCINNATI	3	33	11.0	12	0	0	0	0.0	--	0
11/25	DENVER	2	14	7.0	11	0	1	1	1.0	1	0
12/2	CAROLINA	0	0	0.0	--	0	0	0	0.0	--	0
12/9	@ Cleveland	3	32	10.7	17	0	0	0	0.0	--	0
12/16	@ Oakland	0	0	0.0	--	0	0	0	0.0	--	0
12/23	INDIANAPOLIS	0	0	0.0	--	0	0	0	0.0	--	0
12/30	@ Denver										
<i>Injured Reserve/Ribs</i>											
TOTALS		8	79	9.9	17	0	1	1	1.0	1	0

2011

CHIEFS

Date	Opp.	RECEIVING					RUSHING				
		No.	Yds.	Avg.	LG	TD	No.	Yds.	Avg.	LG	TD
9/11	BUFFALO	0	0	0.0	-	0	0	0	0.0	--	0
9/18	@ Detroit	0	0	0.0	-	0	0	0	0.0	--	0
9/25	@ San Diego	0	0	0.0	-	0	0	0	0.0	--	0
10/2	MINNESOTA	0	0	0.0	-	0	0	0	0.0	--	0
10/9	@ Indianapolis	1	9	9.0	9	0	0	0	0.0	--	0
10/23	@ Oakland	0	0	0.0	-	0	0	0	0.0	--	0
10/31	SAN DIEGO	0	0	0.0	-	0	0	0	0.0	--	0
11/6	MIAMI	0	0	0.0	-	0	0	0	0.0	--	0
11/13	DENVER	0	0	0.0	-	0	0	0	0.0	--	0
11/21	@ New England	0	0	0.0	-	0	0	0	0.0	--	0
11/27	PITTSBURGH	0	0	0.0	-	0	0	0	0.0	--	0
12/4	@ Chicago	1	10	10.0	10	0	0	0	0.0	--	0
12/11	@ N.Y. Jets	0	0	0.0	-	0	0	0	0.0	--	0
12/18	GREEN BAY	2	20	10.0	10	0	0	0	0.0	--	0
12/24	OAKLAND	3	61	20.3	43	0	0	0	0.0	--	0
1/1/12	@ Denver	1	14	14.0	14	0	0	0	0.0	--	0
TOTALS		8	114	14.3	43	0	0	0	0.0	--	0

COPPER'S GAME-BY-GAME STATISTICS

2010

CHIEFS

Date	Opp.	RECEIVING					RUSHING				
		No.	Yds.	Avg.	LG	TD	No.	Yds.	Avg.	LG	TD
9/13	SAN DIEGO	0	0	0.0	-	0	0	0	0.0	--	0
9/19	@ Cleveland	0	0	0.0	-	0	0	0	0.0	--	0
9/26	SAN FRANCISCO	0	0	0.0	-	0	0	0	0.0	--	0
10/10	@ Indianapolis	2	10	5.0	5	0	0	0	0.0	--	0
10/17	@ Houston	0	0	0.0	-	0	0	0	0.0	--	0
10/24	JACKSONVILLE	1	16	16.0	16	0	0	0	0.0	--	0
10/31	BUFFALO	1	5	5.0	5	0	0	0	0.0	--	0
11/7	@ Oakland	2	26	13.0	20	0	0	0	0.0	--	0
11/14	@ Denver	5	55	11.0	20	0	0	0	0.0	--	0
11/21	ARIZONA	1	5	5.0	5	0	0	0	0.0	--	0
11/28	@ Seattle	1	6	6.0	6	0	0	0	0.0	--	0
12/5	DENVER	2	13	6.5	8	0	0	0	0.0	--	0
12/12	@ San Diego	2	15	7.5	16	0	0	0	0.0	--	0
12/19	@ St. Louis	0	0	0.0	0	0	0	0	0.0	--	0
12/26	TENNESSEE	1	6	6.0	6	0	0	0	0.0	--	0
1/2/11	OAKLAND	0	0	0.0	-	0	0	0	0.0	--	0
TOTALS		18	157	8.7	20	0	0	0	0.0	--	0
1/9/11	BALTIMORE	0	0	0.0	-	0	0	0	0.0	--	0
PLAYOFF TOTALS		0	0	0.0	-	0	0	0	0.0	--	0

2009

CHIEFS

Date	Opp.	RECEIVING					RUSHING				
		No.	Yds.	Avg.	LG	TD	No.	Yds.	Avg.	LG	TD
9/13	@ Baltimore	0	0	0.0	-	0	0	0	0.0	--	0
9/20	OAKLAND			<i>Inactive</i>					<i>Inactive</i>		
9/27	@ Philadelphia	1	8	8.0	8	0	0	0	0.0	--	0
10/4	N.Y. GIANTS	0	0	0.0	-	0	0	0	0.0	--	0
10/11	DALLAS	0	0	0.0	-	0	0	0	0.0	--	0
10/18	@ Washington	0	0	0.0	-	0	0	0	0.0	--	0
10/25	SAN DIEGO	1	3	3.0	3	0	0	0	0.0	--	0
11/8	@ Jacksonville	0	0	0.0	-	0	0	0	0.0	--	0
11/15	@ Oakland	0	0	0.0	-	0	0	0	0.0	--	0
11/22	PITTSBURGH	0	0	0.0	-	0	0	0	0.0	--	0
11/29	@ San Diego	0	0	0.0	-	0	0	0	0.0	--	0
12/6	DENVER	0	0	0.0	-	0	0	0	0.0	--	0
12/13	BUFFALO	0	0	0.0	-	0	0	0	0.0	--	0
12/20	CLEVELAND	0	0	0.0	-	0	0	0	0.0	--	0
12/27	@ Cincinnati	0	0	0.0	-	0	0	0	0.0	--	0
1/3/10	@ Denver	2	57	28.5	50	0	0	0	0.0	--	0
TOTALS		4	68	17.0	50	0	0	0	0.0	--	0

2008

SAINTS

Date	Opp.	RECEIVING					RUSHING				
		No.	Yds.	Avg.	LG	TD	No.	Yds.	Avg.	LG	TD
9/7	TAMPA BAY	0	0	0.0	--	0	0	0	0.0	--	0
9/14	@ Washington	0	0	0.0	--	0	0	0	0.0	--	0
9/21	@ Denver			<i>Inactive</i>					<i>Inactive</i>		
9/28	SAN FRANCISCO	0	0	0.0	--	0	0	0	0.0	--	0
10/6	MINNESOTA	0	0	0.0	--	0	0	0	0.0	--	0
10/12	OAKLAND	0	0	0.0	--	0	0	0	0.0	--	0
10/19	@ Carolina			<i>Inactive</i>					<i>Inactive</i>		
TOTALS		0	0	0.0	--	0	0	0	0.0	--	0

COPPER'S GAME-BY-GAME STATISTICS

2008

RAVENS

Date	Opp.	RECEIVING					RUSHING				
		No.	Yds.	Avg.	LG	TD	No.	Yds.	Avg.	LG	TD
11/2	CLEVELAND			<i>Inactive</i>					<i>Inactive</i>		
11/9	@ Houston	0	0	0.0	--	0	0	0	0.0	--	0
11/16	@ N.Y. Giants			<i>Inactive</i>					<i>Inactive</i>		
11/23	PHILADELPHIA			<i>Inactive</i>					<i>Inactive</i>		
11/30	@ Cincinnati			<i>Inactive</i>					<i>Inactive</i>		
12/7	WASHINGTON			<i>Inactive</i>					<i>Inactive</i>		
12/14	PITTSBURGH			<i>Inactive</i>					<i>Inactive</i>		
12/20	@ Dallas			<i>Inactive</i>					<i>Inactive</i>		
12/28	JACKSONVILLE	0	0	0.0	--	0	0	0	0.0	--	0
TOTALS		0	0	0.0	--	0	0	0	0.0	--	0

1/4/09	@ Miami			<i>Inactive</i>					<i>Inactive</i>		
1/10/09	@ Tennessee			<i>Inactive</i>					<i>Inactive</i>		
1/18/09	@ Pittsburgh			<i>Inactive</i>					<i>Inactive</i>		
PLAYOFF TOTALS		0	0	0.0	--	0	0	0	0.0	--	0

2007

SAINTS

Date	Opp.	RECEIVING					RUSHING				
		No.	Yds.	Avg.	LG	TD	No.	Yds.	Avg.	LG	TD
9/6	@ Indianapolis	0	0	0.0	--	0	0	0	0.0	--	0
9/16	@ Tampa Bay	1	6	6.0	6	0	0	0	0.0	--	0
9/24	TENNESSEE	2	23	11.5	15	0	0	0	0.0	--	0
10/7	CAROLINA	0	0	0.0	--	0	0	0	0.0	--	0
10/14	PHILADELPHIA			<i>Inactive</i>					<i>Inactive</i>		
10/21	ATLANTA	0	0	0.0	--	0	0	0	0.0	--	0
10/28	@San Francisco	2	10	5.0	8	1	0	0	0.0	--	0
11/4	JACKSONVILLE	0	0	0.0	--	0	0	0	0.0	--	0
11/11	ST. LOUIS	0	0	0.0	--	0	0	0	0.0	--	0
11/18	@Houston	1	5	5.0	5	0	0	0	0.0	--	0
11/25	@Carolina	1	12	12.0	12	0	0	0	0.0	--	0
12/2	TAMPA BAY	1	4	4.0	4t	1	0	0	0.0	--	0
12/10	@Atlanta	0	0	0.0	--	0	0	0	0.0	--	0
12/16	ARIZONA	2	29	14.5	21	0	0	0	0.0	--	0
12/23	PHILADELPHIA	3	28	9.3	10	0	0	0	0.0	--	0
12/30	@Chicago	2	9	4.5	9	0	0	0	0.0	--	0
TOTALS		15	126	8.4	21	2	0	0	0.0	--	0

2006

SAINTS

Date	Opp.	RECEIVING					RUSHING				
		No.	Yds.	Avg.	LG	TD	No.	Yds.	Avg.	LG	TD
9/10	@ Cleveland	0	0	0.0	--	0	0	0	0.0	--	0
9/17	@ Green Bay	0	0	0.0	--	0	0	0	0.0	--	0
9/25	ATLANTA	0	0	0.0	--	0	0	0	0.0	--	0
10/1	@ Carolina	2	30	15.0	15	0	0	0	0.0	--	0
10/8	TAMPA BAY	0	0	0.0	--	0	0	0	0.0	--	0
10/15	PHILADELPHIA	0	0	0.0	--	0	0	0	0.0	--	0
10/29	BALTIMORE	1	25	25.0	25	0	0	0	0.0	--	0
11/5	@ Tampa Bay	1	11	11.0	11	0	1	8	8.0	8	0
11/12	@ Pittsburgh	6	92	15.3	32	1	0	0	0.0	--	0
11/19	CINCINNATI	6	87	14.5	27t	1	0	0	0.0	--	0
11/26	@ Atlanta	1	48	48.0	48t	1	0	0	0.0	--	0
12/3	SAN FRANCISCO	0	0	0.0	--	0	0	0	0.0	--	0
12/10	@ Dallas	1	8	8.0	8	0	0	0	0.0	--	0
12/17	WASHINGTON	3	38	12.7	20	0	0	0	0.0	--	0
12/24	@ N.Y. Giants	2	46	23.0	40	0	0	0	0.0	--	0
12/31	CAROLINA			<i>Inactive/Foot</i>					<i>Inactive/Foot</i>		
TOTALS		23	385	16.7	48t	3	1	8	8.0	8	0
1/13/07	PHILADELPHIA	1	3	3.0	3	0	0	0	0.0	--	0
1/21/07	@ Chicago	3	29	9.7	14	0	0	0	0.0	--	0
PLAYOFF TOTALS		4	32	8.0	14	0	0	0	0.0	--	0

COPPER'S GAME-BY-GAME STATISTICS

2005

COWBOYS

Date	Opp.	RECEIVING					RUSHING				
		No.	Yds.	Avg.	LG	TD	No.	Yds.	Avg.	LG	TD
9/11	@ San Diego	0	0	0.0	--	0	0	0	0.0	--	0
9/19	WASHINGTON	0	0	0.0	--	0	0	0	0.0	--	0
9/25	@ San Francisco	0	0	0.0	--	0	0	0	0.0	--	0
10/2	@ Oakland	0	0	0.0	--	0	0	0	0.0	--	0
10/9	PHILADELPHIA	0	0	0.0	--	0	0	0	0.0	--	0
10/16	N.Y. GIANTS	0	0	0.0	--	0	0	0	0.0	--	0
10/23	@ Seattle	0	0	0.0	--	0	0	0	0.0	--	0
10/30	ARIZONA	0	0	0.0	--	0	0	0	0.0	--	0
11/14	@ Philadelphia	0	0	0.0	--	0	0	0	0.0	--	0
11/20	DETROIT	0	0	0.0	--	0	0	0	0.0	--	0
11/24	DENVER	1	5	5.0	5	0	0	0	0.0	--	0
12/4	@ N.Y. Giants	0	0	0.0	--	0	0	0	0.0	--	0
12/11	KANSAS CITY	0	0	0.0	--	0	0	0	0.0	--	0
12/18	@ Washington	0	0	0.0	--	0	0	0	0.0	--	0
12/24	@ Carolina	0	0	0.0	--	0	0	0	0.0	--	0
1/1/06	ST. LOUIS	0	0	0.0	--	0	0	0	0.0	--	0
TOTALS		1	5	5.0	5	0	0	0	0.0	--	0

2004

COWBOYS

Date	Opp.	RECEIVING					RUSHING				
		No.	Yds.	Avg.	LG	TD	No.	Yds.	Avg.	LG	TD
9/12	@ Minnesota										
9/19	CLEVELAND										
9/27	@ Washington										
10/10	N.Y. GIANTS										
10/17	PITTSBURGH										
10/24	@ Green Bay										
10/31	DETROIT	0	0	0.0	--	0	0	0	0.0	--	0
11/7	@ Cincinnati	0	0	0.0	--	0	0	0	0.0	--	0
11/15	PHILADELPHIA	0	0	0.0	--	0	0	0	0.0	--	0
11/21	@ Baltimore	3	44	14.7	22	0	0	0	0.0	--	0
11/25	CHICAGO	2	22	11.0	13	0	1	-4	-4.0	-4	0
12/6	@ Seattle	2	18	9.0	9t	1	0	0	0.0	--	0
12/12	NEW ORLEANS	0	0	0.0	--	0	0	0	0.0	--	0
12/19	@ Philadelphia	0	0	0.0	--	0	0	0	0.0	--	0
12/26	WASHINGTON	0	0	0.0	--	0	0	0	0.0	--	0
1/2/05	@ N.Y. Giants	0	0	0.0	--	0	0	0	0.0	--	0
TOTALS		7	84	12.0	22	1	1	-4	-4.0	-4	0



CHASE DANIEL

QUARTERBACK



6-0 • 225 • Born: 10/7/86
Southlake, Texas • NFL Exp: 5 (1st with Chiefs)
GP/GS (Playoffs): 45/0 (3/0)
Acq: FA-13 • Missouri

PRO CAREER:

- Fifth-year quarterback joined the Chiefs as a free agent in 2013.
- Spent his first four seasons with the New Orleans Saints, the final three years serving as Saints QB Drew Brees' backup. Also held for PATs and field goals.
- Originally entered the NFL as an undrafted free agent with the Washington Redskins in 2009.
- Played his college football at the University of Missouri in Columbia, Mo., approximately two hours directly east of Kansas City along Interstate 70.

TRANSACTIONS: Signed with Kansas City (3/13/13) ... Signed with New Orleans (3/12/12) ... Signed to New Orleans' active roster (1/2/10) ... Added to New Orleans' practice squad (12/11/09) ... Released from New Orleans' practice squad (12/9/09) ... Added to New Orleans' practice squad (11/20/09) ... Waived by New Orleans (11/17/09) ... Signed with New Orleans (10/16/09) ... Waived by New Orleans (10/12/09) ... Signed to New Orleans' active roster (9/26/09) ... Added to New Orleans' practice squad (9/6/09) ... Waived by Washington (9/5/09) ... Signed with Washington as an undrafted free agent (4/30/09).

NEW ORLEANS (2009-12):

Appeared in 45 games as New Orleans' backup quarterback and holder for extra points and field goals ... Has been active but did not play in four contests, served as the team's third quarterback in seven games and spent eight weeks on the club's practice squad ... Saw action at quarterback in six contests, completing seven of nine passes (77.8%) for 55 yards with no touchdowns and no interceptions ... Played in three postseason contests and the team's holder and served as the club's third quarterback for three contests, including New Orleans' victory in Super Bowl XLIV vs. Indianapolis (2/7/10).

2012: Appeared in all 16 games as the team's backup quarterback and holder ... Saw action in one contest in relief of QB Drew Brees, completing his only pass attempt for 10 yards and adding three carries for 17 yards (5.7 avg.).

2011: Played in all 16 games as the team's backup quarterback and holder ... Saw action in three contests in relief of QB Drew Brees, completing four of five passes for 29 yards and rushing three times for a three-yard loss ... Appeared as the team's holder in two postseason contests.

2010: Appeared in 13 games as the team's

backup quarterback and holder for extra points and field goals ... Was active but did not play in three contests ... Saw action at quarterback in two of those contests, completing two of three passes for 16 yards and adding two carries for 16 yards ... Held for extra points and field goals in New Orleans' NFC Wild Card game at Seattle (1/8/11).

2009: Served as the club's third quarterback for seven contests, was active but did not play in one game and spent eight weeks on the club's practice squad ... Served as the club's third quarterback for three postseason contests, including the Saints' victory in Super Bowl XLIV vs. Indianapolis (2/7/10).

COLLEGE: Led Missouri to a 30-11 record in three years as a starter, including the first two Big 12 North Division titles in school history ... Completed 1,094 of 1,609 passes (68.0%) for 12,515 yards with 101 touchdowns and 41 interceptions with a 149.0 passer rating ... Added 364 carries for 970 yards with 10 touchdowns ... Became the first quarterback in school history to record three straight 3,000-yard seasons ... As a senior in 2008, connected on 385 of 528 passes (72.9%) for 4,335 yards with 39 touchdowns and 18 interceptions for a 159.4 passer rating ... Established single-season career highs in completions (385), passing yards (4,335), touchdowns (39), completion percentage (72.9%) and rating (159.4) as a senior ... Was named a Draddy Trophy Finalist, Wuerffel Trophy Finalist, Unitas Golden Arm Award Finalist, Manning Award Finalist, National Football Foundation Scholarship Athlete, Maxwell Award Semifinalist, Davey O'Brien Award Semifinalist, Honorable Mention All-American from Sports Illustrated, Honorable Mention All-Big 12 by the conference's coaches, First-Team Academic All-Big 12 ... Started all 14 games as a junior in 2007, completing 384 of 563 passes (68.2%) for 4,306 yards with 33 touchdowns and 11 interceptions ... Started all 13 games as a sophomore in 2006, connecting on 287 of 452 passes (63.5%) for 3,527 yards with 28 touchdowns and 10 interceptions ... Appeared in 10 games as a freshman in 2005, completing 38 of 66 passes (57.6%) for 347 yards with one touchdown and two interceptions.

PERSONAL:

- Named 2004 E.A. Sports National High School Player of the Year at Southlake Carroll (Texas) High School, where he was a teammate of NFL players, LS Justin Drescher and K Garrett Hartley.

DANIEL'S NFL STATISTICS

PASSING														
Year	Team	G-S	Att.	Comp.	Yds.	Comp.		Yds.	TD	Pct.	INT	Pct.	LG	Rating
						Pct.	Att.							
2010	New Orleans	13-0	3	2	16	66.7	5.33	0	0.0	0	0.0	0.0	9	79.9
2011	New Orleans	16-0	5	4	29	80.0	5.80	0	0.0	0	0.0	0.0	14	90.8
2012	New Orleans	16-0	1	1	10	100.0	10.00	0	0.0	0	0.0	0.0	10	108.3
Totals			45-0	9	7	55	77.8	6.11	0	0.0	0	0.0	14	92.1

RUSHING						
Year	Team	No.	Yds.	Avg.	LG	TD
2010	New Orleans	2	16	8.0	16	0
2011	New Orleans	3	-3	-1.0	-1	0
2012	New Orleans	3	17	5.7	19	0
Totals		8	30	3.8	19	0

DANIEL'S GAME-BY-GAME STATISTICS

2012 SAINTS														
Date	Opp.	Att.	Comp.	Yds.	Comp.		Yds.	TD	INT	LG	Sack/Yds.	Rating		
					Pct.	Att.								
9/9	WASHINGTON													
9/16	@ Carolina													
9/23	KANSAS CITY													
9/30	@ Green Bay													
10/7	SAN DIEGO													
10/21	@ Tampa Bay													
10/28	@ Denver													
11/5	PHILADELPHIA													
11/11	ATLANTA													
11/18	@ Oakland	1	1	10	100.0	10.00	0	0	10	0/0		108.3		
11/25	SAN FRANCISCO													
11/29	@ Atlanta													
12/9	@ N.Y. Giants													
12/16	TAMPA BAY													
12/23	@ Dallas													
12/30	CAROLINA													
TOTALS			1	1	10	100.0	10.00	0	0	10	0/0	108.3		

2011 SAINTS														
Date	Opp.	Att.	Comp.	Yds.	Comp.		Yds.	TD	INT	LG	Sack/Yds.	Rating		
					Pct.	Att.								
9/8	@ Green Bay													
9/18	CHICAGO													
9/25	HOUSTON													
10/2	@ Jacksonville													
10/9	@ Carolina													
10/16	@ Tampa Bay													
10/23	INDIANAPOLIS													
10/30	@ St. Louis													
11/6	TAMPA BAY													
11/13	@ Atlanta													
11/28	N.Y. GIANTS	1	1	9	100.0	9.00	0	0	9	0/0		104.2		
12/4	DETROIT													
12/11	@ Tennessee													
12/18	@ Minnesota	1	0	0	0.0	0.0	0	0	--	0/0		39.6		
12/26	ATLANTA													
1/1/12	CAROLINA	3	3	20	100.0	6.67	0	0	14	0/0		94.4		
TOTALS			5	4	29	80.0	5.80	0	0	14	0/0	90.8		

1/7/12	DETROIT													
1/14/12	@ San Francisco													
PLAYOFF TOTALS			0	0	0	0.0	0.0	0	0	--	0/0	0.0		

DANIEL'S GAME-BY-GAME STATISTICS

2010

SAINTS

Date	Opp.	Comp. Yds.												
		Att.	Comp.	Yds.	Pct.	Att.	TD	INT	LG	Sack/Yds.	Rating			
9/9	MINNESOTA													
9/20	@ San Francisco													
9/26	ATLANTA													
10/3	CAROLINA													
10/10	@ Arizona													
10/17	@ Tampa Bay													
10/24	CLEVELAND													
10/31	PITTSBURGH													
11/7	@ Carolina	0	0	0	0.0	0.0	0	0	--	1/10	0.0			
11/21	SEATTLE													
11/25	@ Dallas													
12/5	@ Cincinnati													
12/12	ST. LOUIS													
12/19	@ Baltimore													
12/27	@ Atlanta													
1/2/11	TAMPA BAY	3	2	16	66.7	5.33	0	0	9	0/0	79.9			
TOTALS		3	2	16	66.7	5.33	0	0	9	0/0	79.9			

1/8/11 @ Seattle *Saw action as holder on special teams*

PLAYOFF TOTALS **0** **0** **0** **0.0** **0.0** **0** **0** **--** **0/0** **0.0**

2009

SAINTS

Date	Opp.	Comp. Yds.												
		Att.	Comp.	Yds.	Pct.	Att.	TD	INT	LG	Sack/Yds.	Rating			
9/13	DETROIT													
9/20	@ Philadelphia													
9/27	@ Buffalo													
10/4	N.Y. JETS													
10/18	N.Y. GIANTS													
10/25	@ Miami													
11/2	ATLANTA													
11/8	CAROLINA													
11/15	@ St. Louis													
11/22	@ Tampa Bay													
11/30	NEW ENGLAND													
12/6	@ Washington													
12/13	@ Atlanta													
12/19	DALLAS													
12/27	TAMPA BAY													
1/3/10	@ Carolina													
TOTALS		0	0	0	0.0	0.0	0	0	--	0/0	0.0			
1/16/10	ARIZONA													
1/24/10	MINNESOTA													
2/7/10	@ Indianapolis													
PLAYOFF TOTALS		0	0	0	0.0	0.0	0	0	--	0/0	0.0			



QUINTIN DEMP'S SAFETY



35

5-11 • 208 • Born: 6/29/85
San Antonio, Texas • NFL Exp: 5 (1st with Chiefs)
GP/GS (Playoffs): 48/0 (0/0)
Acq: FA-13 • UTEP

PRO CAREER:

- Sixth-year safety has played in 48 career games with Philadelphia (2008-09), Houston (2010-12) and Kansas City (2013).
- Has seen special teams action as well, returning kickoffs for both Philadelphia and Houston.
- Originally joined the Chiefs as an unrestricted free agent on May 22, 2013.

TRANSACTIONS: Signed with Kansas City (5/22/13) ... Signed with Houston (4/5/12) ... Signed with Houston (10/25/11) ... Released by Houston (9/3/11) ... Signed by Houston (12/7/10) ... Released by Philadelphia (9/4/10) ... Signed with Philadelphia (5/30/08) ... Originally entered the NFL as a fourth-round draft choice (117th overall) of the Philadelphia Eagles in the 2008 NFL Draft.

HOUSTON (2010-12): Played in 24 games in three NFL seasons, recording 39 tackles with the Houston Texans.

2012: Resigned by the Texans (4/5), played in 12 games, recorded 21 tackles

2011: Signed by the Texans to active roster (10/25) and recorded a career-high 22 tackles and had two interceptions and four passes defended ... Returned five kickoffs for 169 yards (33.8 average) ... Assisted on a tackle and had a pass defended vs. Jacksonville (10/30) ... Made two solo tackles and intercepted a Colt McCoy pass and returned it 42 yards to set up a field goal to end the first half vs. Cleveland (11/6) ... Had four tackles (three solo) and intercepted a Josh Freeman pass and returned it five yards at Tampa Bay (11/13) ... Made three tackles (two solo) at Jacksonville (11/27) ... Had four solo tackles vs. Atlanta (12/4)

Had one solo tackle and broke up a pass while also averaging 42.0 yards on two kickoff returns including a long of 50 yards vs. Carolina (12/18) ... Returned one kickoff 33 yards at Indianapolis (12/22) ... Led the Texans defense with a career-high six solo tackles in the season finale vs. Tennessee (1/1/12) ... Started and made one solo tackle in AFC Wild Card Playoff vs. Cincinnati (1/7/12) ... Recorded two solo tackles in AFC Divisional Playoff at Baltimore (1/15/12)

2010: Released by Eagles following training camp (9/4) and was signed by Texans (12/7) ... Inactive vs. Baltimore (12/13) and at Tennessee (12/19) ... Saw action on special teams at Denver (12/26) and vs. Jacksonville (1/2)

PHILADELPHIA (2008-09): Played in 25 games in two NFL seasons, recording 12 tackles and one sack with the Philadelphia Eagles

2009: Played in nine games and recorded seven solo tackles, one interception and three passes defended ... Returned six kickoffs for 155 yards, with a long of 48

2008: Played in all 16 games as a rookie and recorded five solo tackles, one sack, one pass defended and one forced fumble ... Returned 52 kickoffs for 1,314 yards (25.3 average) and one touchdown, a 100-yard return at Baltimore (11/23)

COLLEGE: Recorded 17 career interceptions at UTEP to rank second in both Conference USA and school history for a career high ... Became the first player in school and conference history to have two 100-yard interception returns in both a season and a career (at Central Florida and at New Mexico State in 2007) ... Also left UTEP as the school's record-holder with 404 interception return yards, becoming only the seventh player in NCAA history to top the 400-yard mark in that category ... As a senior in 2007, earned third team All-America honors as he set school and league records by posting 220 return yards on five interceptions with two touchdowns ... Also averaged 13.3 yards on 15 punt returns and 22.4 yards on 22 kickoff returns.

PERSONAL:

- Prepped at Theodore Roosevelt High School in San Antonio, Texas.
- Earned unanimous all-district 26-5A, All-Greater San Antonio and honorable mention all-state honors as a senior.
- Also lettered in basketball and track.
- Is a fan of the San Antonio Spurs and the sport of boxing. Lists Floyd Mayweather Jr. as his favorite current boxer and Muhammad Ali as his favorite of all-time.

DEMPS' NFL STATISTICS

Year	Team	G-S	TACKLES			SACKS		INTERCEPTIONS				FUMBLES			
			Solos	Asst.	Total	No.	Yds.	No.	Yds.	LG	TDs	PDs	FF	FR	Yds.
2008	Philadelphia	16-0	5	0	5	1.0	9.0	0	0	0	0	1	1	0	0
2009	Philadelphia	9-0	7	0	7	0.0	0.0	1	12	12	0	3	0	0	0
2010	Houston	2-0	0	0	0	0.0	0.0	0	0	0	0	0	0	0	0
2011	Houston	9-0	18	4	22	0.0	0.0	2	47	42	0	4	0	0	0
2012	Houston	12-0	21	6	27	0.0	0.0	0	0	0	0	5	0	0	0
Totals		48-0	51	10	61	1.0	9.0	3	59	42	0	13	1	0	0

DEMPS' GAME-BY-GAME STATISTICS

2012

TEXANS

Date	Opp.	Tkl	Ast	Tot	TFL	Sck	INT	FR	FF	PR	PD
9/9	MIAMI	1	1	2	0	0.0	0-0	0	0	0	0
9/16	@ Jacksonville	2	0	2	0	0.0	0-0	0	0	0	0
9/23	@ Denver	6	1	7	0	0.0	0-0	0	0	0	1
9/30	TENNESSEE	2	0	2	0	0.0	0-0	0	0	0	0
10/8	@ N.Y. Jets					<i>Inactive</i>					
10/14	GREEN BAY					<i>Inactive</i>					
10/21	BALTIMORE					<i>Inactive</i>					
11/4	BUFFALO	4	0	4	0	0.0	0-0	1	0	0	1
11/11	@ Chicago	1	0	1	0	0.0	0-0	0	0	0	0
11/18	JACKSONVILLE	0	0	0	0	0.0	0-0	0	0	0	1
11/22	@ Detroit	1	1	2	0	0.0	0-0	0	0	0	0
12/2	@ Tennessee	2	0	2	0	0.0	0-0	0	0	0	1
12/10	@ New England	0	3	3	0	0.0	0-0	0	0	0	0
12/16	INDIANAPOLIS	0	0	0	0	0.0	0-0	0	0	0	1
12/30	@ Indianapolis	2	0	2	0	0.0	0-0	0	0	0	0
TOTALS		21	6	27	0	0.0	0-0	1	0	0	5
1/5/13	BALTIMORE	0	0	0	0	0.0	0-0	0	0	0	0
1/13/13	@ New England	0	0	0	0	0.0	0-0	0	0	0	0
PLAYOFF TOTALS		0	0	0	0	0.0	0-0	0	0	0	0

2011

TEXANS

Date	Opp.	Tkl	Ast	Tot	TFL	Sck	INT	FR	FF	PR	PD
9/11	INDIANAPOLIS					<i>Inactive</i>					
9/18	@ Miami					<i>Inactive</i>					
9/25	@ New Orleans					<i>Inactive</i>					
10/2	PITTSBURGH					<i>Inactive</i>					
10/9	OAKLAND					<i>Inactive</i>					
10/16	@ Baltimore					<i>Inactive</i>					
10/23	@ Tennessee					<i>Inactive</i>					
10/30	JACKSONVILLE	0	1	1	0	0.0	0-0	0	0	0	1
11/6	CLEVELAND	2	0	2	0	0.0	1-42	0	0	0	1
11/13	@ Tampa Bay	3	1	4	0	0.0	1-5	0	0	0	1
11/27	@ Jacksonville	2	1	3	0	0.0	0-0	0	0	0	0
12/4	ATLANTA	4	0	4	0	0.0	0-0	0	0	0	0
12/11	@ Cincinnati	0	0	0	0	0.0	0-0	0	0	0	0
12/18	CAROLINA	1	0	1	0	0.0	0-0	0	0	0	1
12/22	@ Indianapolis	0	1	1	0	0.0	0-0	0	0	0	0
1/1/12	TENNESSEE	6	0	6	0	0.0	0-0	0	0	0	0
TOTALS		18	4	22	0	0.0	2-47	0	0	0	4
1/7/12	CINCINNATI	1	0	1	0	0.0	0-0	0	0	0	0
1/9/12	@ Baltimore	2	0	2	0	0.0	0-0	0	0	0	0
PLAYOFF TOTALS		3	0	3	0	0.0	0-0	0	0	0	0

DEMPS' GAME-BY-GAME STATISTICS

2010

TEXANS

Date	Opp.	Tkl	Ast	Tot	TFL	Sck	INT	FR	FF	PR	PD
9/12	INDIANAPOLIS										
9/19	@ Washington										
9/26	DALLAS										
10/3	@ Oakland										
10/10	N.Y. GIANTS										
10/17	KANSAS CITY										
11/1	@ Indianapolis										
11/7	SAN DIEGO										
11/14	@ Jacksonville										
11/21	@ N.Y. Jets										
11/28	TENNESSEE										
12/2	@ Philadelphia										
12/13	BALTIMORE	0	0	0	0	0.0	0-0	0	0	0	0
12/19	@ Tennessee	0	0	0	0	0.0	0-0	0	0	0	0
12/26	@ Denver	0	0	0	0	0.0	0-0	0	0	0	0
1/2/11	JACKSONVILLE	0	0	0	0	0.0	0-0	0	0	0	0
TOTALS		0	0	0	0	0.0	0-0	0	0	0	0

2009

EAGLES

Date	Opp.	Tkl	Ast	Tot	TFL	Sck	INT	FR	FF	PR	PD
9/13	@ Carolina	0	0	0	0	0.0	0-0	0	0	0	0
9/20	NEW ORLEANS					<i>Inactive</i>					
9/27	KANSAS CITY					<i>Inactive</i>					
10/11	TAMPA BAY					<i>Inactive</i>					
10/18	@ Oakland	0	0	0	0	0.0	0-0	0	0	0	0
10/26	@ Washington	1	0	1	0	0.0	0-0	0	0	0	0
11/1	N.Y. GIANTS	2	0	2	0	0.0	1-12	0	0	0	1
11/8	DALLAS	0	0	0	0	0.0	0-0	0	0	0	0
11/15	@ San Diego					<i>Inactive</i>					
11/22	@ Chicago					<i>Inactive</i>					
11/29	WASHINGTON	2	0	2	0	0.0	0-0	0	0	0	1
12/6	@ Atlanta	1	0	1	0	0.0	0-0	0	0	0	1
12/13	@ N.Y. Giants	0	0	0	0	0.0	0-0	0	0	0	0
12/20	SAN FRANCISCO	1	0	1	0	0.0	0-0	0	0	0	0
12/27	DENVER					<i>Inactive</i>					
1/3/10	@ Dallas					<i>Inactive</i>					
TOTALS		7	0	7	0	0.0	1-12	0	0	0	3

2008

EAGLES

Date	Opp.	Tkl	Ast	Tot	TFL	Sck	INT	FR	FF	PR	PD
9/7	ST. LOUIS	0	0	0	0	0.0	0-0	0	0	0	0
9/15	@ Dallas	0	0	0	0	0.0	0-0	0	0	0	0
9/21	PITTSBURGH	0	0	0	0	0.0	0-0	0	0	0	0
9/28	@ Chicago	0	0	0	0	0.0	0-0	0	0	0	0
10/5	WASHINGTON	0	0	0	0	0.0	0-0	0	0	0	0
10/12	@ San Francisco	0	0	0	0	0.0	0-0	0	0	0	0
10/26	ATLANTA	0	0	0	0	0.0	0-0	0	0	0	0
11/2	@ Seattle	0	0	0	0	0.0	0-0	0	0	0	0
11/9	N.Y. GIANTS	0	0	0	0	0.0	0-0	0	0	0	1
11/16	@ Cincinnati	0	0	0	0	0.0	0-0	0	0	0	0
11/23	@ Baltimore	0	0	0	0	0.0	0-0	0	0	0	0
11/27	ARIZONA	1	0	1	0	0.0	0-0	0	0	0	1
12/7	@ N.Y. Giants	0	0	0	0	0.0	0-0	0	0	0	0
12/15	CLEVELAND	1	0	1	0	1.0	0-0	0	0	0	0
12/21	@ Washington	1	0	1	0	0.0	0-0	0	0	0	0
12/28	DALLAS	2	0	2	0	0.0	0-0	0	1	0	1
TOTALS		5	0	5	0	1.0	0-0	0	1	0	2

1/4/09	@ Minnesota	0	0	0	0	0.0	0-0	0	0	0	0
1/11/09	@ N.Y. Giants	1	1	2	0	0.0	0-0	0	0	0	0
1/18/09	@ Arizona	3	2	5	0	0.0	0-0	0	0	0	0
PLAYOFF TOTALS		4	3	7	0	0.0	0-0	0	0	0	0



**MIKE
DeVITO**
DEFENSIVE END



70

6-3 • 305 • Born: 6/10/84
Wallingford, Mass. • NFL Exp: 7 (1st with Chiefs)
GP/GS (Playoffs): 82/38 (6/3)
Acq: FA-13 • Maine

PRO CAREER:

- Seventh-year defensive lineman enters his first season with the Chiefs.
- Has played in 82 games (38 starts) in six NFL seasons with the New York Jets (2007-12), recording 202 tackles (126 solo), 2.5 sacks (-14.0 yards), six forced fumbles, three fumble recoveries and one pass breakup.

TRANSACTIONS: Signed with Kansas City (3/13/13) ... Declared for free agency (3/12/13) ... Signed with the New York Jets as an undrafted free agent (5/14/07).

NEW YORK JETS (2007-12):

Played in 82 games (38 starts) in six NFL seasons, recording 202 tackles (126 solo), 2.5 sacks (-14.0 yards), six forced fumbles, three fumble recoveries and one pass breakup.

2012: Played in 16 games (15 starts) and recorded 52 tackles (27 solo), 1.0 sack (-8.0 yards) and two forced fumbles.

2011: Played in 12 games (11 starts),

recording 34 tackles (27 solo), 1.0 sack (-1.0 yards) and two forced fumbles.

2010: Saw action in 16 games (11 starts), recording 59 tackles (34 solo), two forced fumbles and one pass defended.

2009: Played in 15 games (one start) and recorded 28 tackles (20 solo) and had three fumble recoveries.

2008: Played in 16 games, recording 24 tackles (15 solo) and 0.5 sacks (-5 yards).

2007: Played in seven games and recorded five tackles (three solo).

COLLEGE: As a nose tackle at the University of Maine, he recorded 112 tackles and 16.0 sacks. DeVito earned All-Atlantic 10 honors twice in his collegiate career.

PERSONAL:

- Played tight end and defensive end at Wallfleet High School in Wallfleet, Mass.
- Majored in business at Maine.

DeVITO'S NFL STATISTICS

Year	Team	G-S	TACKLES			SACKS		INTs			FUMBLES			
			Solos	Asst.	Total	No.	Yds.	No.	Yds.	PDs	FF	FR	Yds.	PR
2007	N.Y. Jets	7-0	2	9	11	0.0	0.0	0	0	0	0	0	0	0
2008	N.Y. Jets	16-0	12	16	28	0.5	5.0	0	0	0	0	0	0	2
2009	N.Y. Jets	15-1	19	18	37	0.0	0.0	0	0	0	0	3	8	1
2010	N.Y. Jets	16-11	33	13	46	0.0	0.0	0	0	1	2	0	0	2
2011	N.Y. Jets	12-11	21	13	34	1.0	1.0	0	0	0	2	0	0	0
2012	N.Y. Jets	16-15	46	22	68	1.0	7.0	0	0	0	2	0	0	1
Totals		82-38	133	91	224	2.5	13.0	0	0	1	6	3	8	6

POSTSEASON

Year	Team	G-S	TACKLES			SACKS		INTs			FUMBLES			
			Solos	Asst.	Total	No.	Yds.	No.	Yds.	PDs	FF	FR	Yds.	PR
2009	N.Y. Jets	3-0	5	9	14	1.0	5.0	0	0	0	0	0	0	1
2010	N.Y. Jets	3-3	11	1	12	0.0	0.0	0	0	0	1	0	0	0
Totals		6-3	16	10	26	1.0	5.0	0	0	0	1	0	0	1

SINGLE-GAME CAREER HIGHS

Tackles: 9, twice, last vs. Houston (10/8/12)
Sacks: 1.0, twice, last at Seattle (11/11/12)

Passes Defended: 1, at Denver (10/17/10)

DeVITO'S GAME-BY-GAME STATISTICS

2012

JETS

Date	Opp.	Tkl	Ast	Tot	TFL	Sck	INT	FR	FF	PR	PD
9/9	BUFFALO	2	1	3	0	0.0	0-0	0	0	0	0
9/16	@ Pittsburgh	2	3	5	0	0.0	0-0	0	0	0	0
9/23	@ Miami	7	2	9	0	0.0	0-0	0	0	0	0
9/30	SAN FRANCISCO	4	0	4	0	0.0	0-0	0	0	0	0
10/8	HOUSTON	5	4	9	0	0.0	0-0	0	0	0	0
10/14	INDIANAPOLIS	3	1	4	0	0.0	0-0	0	0	0	0
10/21	@ New England	3	0	3	0	0.0	0-0	0	0	0	0
10/28	MIAMI	1	2	3	0	0.0	0-0	0	0	0	0
11/11	@ Seattle	2	0	2	1	1.0	0-0	0	1	1	0
11/18	@ St. Louis	1	1	2	0	0.0	0-0	0	0	0	0
11/22	NEW ENGLAND	5	1	6	0	0.0	0-0	0	0	0	0
12/2	ARIZONA	1	0	1	0	0.0	0-0	0	0	0	0
12/9	@ Jacksonville	1	0	1	0	0.0	0-0	0	0	0	0
12/17	@ Tennessee	5	3	8	1	0.0	0-0	0	0	0	0
12/23	SAN DIEGO	1	3	4	0	0.0	0-0	0	0	0	0
12/30	@ Buffalo	4	0	4	0	0.0	0-0	0	0	0	0
TOTALS		46	22	68	2	1.0	0-0	0	1	1	0

2011

JETS

Date	Opp.	Tkl	Ast	Tot	TFL	Sck	INT	FR	FF	PR	PD
9/11	DALLAS	3	0	3	0	1.0	0-0	0	1	0	0
9/18	JACKSONVILLE	1	1	2	0	0.0	0-0	0	0	0	0
9/25	@ Oakland	1	0	1	0	0.0	0-0	0	0	0	0
10/2	@ Baltimore	1	1	2	0	0.0	0-0	0	0	0	0
10/9	@ New England	1	2	3	0	0.0	0-0	0	0	0	0
10/17	MIAMI	3	0	3	1	0.0	0-0	0	0	0	0
10/23	SAN DIEGO						<i>Inactive/Knee</i>				
11/6	@ Buffalo						<i>Inactive/Knee</i>				
11/13	NEW ENGLAND	2	1	3	0	0.0	0-0	0	0	0	0
11/17	@ Denver	1	3	4	0	0.0	0-0	0	0	0	0
11/27	BUFFALO	2	1	3	0	0.0	0-0	0	0	0	0
12/4	@ Washington						<i>Inactive/Knee</i>				
12/11	KANSAS CITY						<i>Inactive/Knee</i>				
12/18	@ Philadelphia	2	0	2	0	0.0	0-0	0	1	0	0
12/24	N.Y. GIANTS	2	2	4	0	0.0	0-0	0	0	0	0
1/1/12	@ Miami	2	2	4	0	0.0	0-0	0	0	0	0
TOTALS		21	13	34	1	1.0	0-0	0	2	0	0

2010

JETS

Date	Opp.	Tkl	Ast	Tot	TFL	Sck	INT	FR	FF	PR	PD
9/13	BALTIMORE	4	1	5	0	0.0	0-0	0	0	0	0
9/19	NEW ENGLAND	4	3	1	0	0.0	0-0	0	0	0	0
9/26	@ Miami	2	1	3	2	0.0	0-0	0	0	0	0
10/3	@ Buffalo	0	0	0	0	0.0	0-0	0	0	1	0
10/11	MINNESOTA	2	2	4	0	0.0	0-0	0	0	0	0
10/17	@ Denver	2	1	3	0	0.0	0-0	0	0	0	1
10/31	GREEN BAY	0	0	0	0	0.0	0-0	0	0	0	0
11/7	@ Detroit	2	2	4	1	0.0	0-0	0	0	0	0
11/14	@ Cleveland	1	1	2	1	0.0	0-0	0	0	0	0
11/21	HOUSTON	3	0	3	0	0.0	0-0	0	0	0	0
11/25	CINCINNATI	0	0	0	0	0.0	0-0	0	0	1	0
12/6	@ New England	4	0	4	0	0.0	0-0	0	0	0	0
12/12	MIAMI	2	2	4	0	0.0	0-0	0	0	0	0
12/19	@ Pittsburgh	1	0	1	0	0.0	0-0	0	0	0	0
12/26	@ Chicago	3	0	3	0	0.0	0-0	0	0	0	0
1/2/11	BUFFALO	3	2	5	0	0.0	0-0	0	0	0	0
TOTALS		33	13	46	4	0.0	0-0	0	0	2	1

1/8/11	@ Indianapolis	3	1	4	0	0.0	0-0	0	0	0	0
1/16/11	@ New England	1	0	1	0	0.0	0-0	0	1	0	0
1/23/11	@ Pittsburgh	7	0	7	2	0.0	0-0	0	0	0	0
PLAYOFF TOTALS		11	1	12	2	0.0	0-0	0	1	0	0

DeVITO'S GAME-BY-GAME STATISTICS

2009

JETS

Date	Opp.	Tkl	Ast	Tot	TFL	Sck	INT	FR	FF	PR	PD
9/13	@ Houston	0	0	0	0	0.0	0-0	1	0	0	0
9/20	NEW ENGLAND					<i>Inactive</i>					
9/26	TENNESSEE	1	0	1	0	0.0	0-0	0	0	0	0
10/3	@ Indianapolis	3	1	4	0	0.0	0-0	0	0	0	0
10/11	@ Miami	3	0	3	0	0.0	0-0	0	0	0	0
10/17	BUFFALO	1	2	3	0	0.0	0-0	0	0	0	0
10/31	@ Oakland	1	3	4	1	0.0	0-0	1	0	0	0
11/7	MIAMI	0	2	2	0	0.0	0-0	0	0	0	0
11/14	JACKSONVILLE	1	1	2	0	0.0	0-0	1	0	0	0
11/21	@ New England	2	4	6	0	0.0	0-0	0	0	1	0
11/25	CAROLINA	0	1	1	0	0.0	0-0	0	0	0	0
12/6	@ Buffalo	1	1	2	0	0.0	0-0	0	0	0	0
12/12	@ Tampa Bay	2	0	2	0	0.0	0-0	0	0	0	0
12/19	ATLANTA	2	2	4	0	0.0	0-0	0	0	0	0
12/26	@ Indianapolis	0	0	0	0	0.0	0-0	0	0	0	0
1/2/10	CINCINNATI	2	1	3	0	0.0	0-0	0	0	0	0
TOTALS		19	18	37	1	0.0	0-0	3	0	1	0

2008


JETS

Date	Opp.	Tkl	Ast	Tot	TFL	Sck	INT	FR	FF	PR	PD
9/7	@ Miami	1	1	2	0	0.0	0-0	0	0	0	0
9/14	NEW ENGLAND	0	2	2	0	0.0	0-0	0	0	0	0
9/22	@ San Diego	2	2	4	0	0.0	0-0	0	0	0	0
9/28	ARIZONA	0	1	1	0	0.0	0-0	0	0	0	0
10/12	CINCINNATI	0	4	4	0	0.0	0-0	0	0	0	0
10/19	@ Oakland	0	0	0	0	0.0	0-0	0	0	0	0
10/26	KANSAS CITY	1	0	1	0	0.0	0-0	0	0	0	0
11/2	@ Buffalo	0	0	0	0	0.0	0-0	0	0	0	0
11/9	ST. LOUIS	1	0	1	0	0.0	0-0	0	0	0	0
11/13	@ New England	0	1	1	0	0.0	0-0	0	0	0	0
11/23	@ Tennessee	1	0	1	1	0.0	0-0	0	0	0	0
12/2	DENVER	2	0	2	0	0.0	0-0	0	0	0	0
12/9	@ San Francisco	0	1	1	0	0.5	0-0	0	0	1	0
12/17	BUFFALO	3	1	4	1	0.0	0-0	0	0	1	0
12/23	@ Seattle	1	1	2	0	0.0	0-0	0	0	0	0
12/30	MIAMI	0	2	2	0	0.0	0-0	0	0	0	0
TOTALS		12	16	28	2	0.5	0-0	0	0	2	0

2007

JETS

Date	Opp.	Tkl	Ast	Tot	TFL	Sck	INT	FR	FF	PR	PD
9/9	NEW ENGLAND					<i>Inactive</i>					
9/16	@ Baltimore					<i>Inactive</i>					
9/23	MIAMI					<i>Inactive</i>					
9/30	@ Buffalo					<i>Inactive</i>					
10/7	@ N.Y. Giants					<i>Inactive</i>					
10/14	PHILADELPHIA					<i>Inactive</i>					
10/21	@ Cincinnati					<i>Inactive</i>					
10/28	BUFFALO	0	1	1	0	0.0	0-0	0	0	0	0
11/4	WASHINGTON	1	0	0	0	0.0	0-0	0	0	0	0
11/18	PITTSBURGH	0	1	1	0	0.0	0-0	0	0	0	0
11/22	@ Dallas	0	2	2	0	0.0	0-0	0	0	0	0
12/2	@ Miami					<i>Inactive</i>					
12/9	CLEVELAND					<i>Inactive</i>					
12/16	@ New England	0	2	2	0	0.0	0-0	0	0	0	0
12/23	@ Tennessee	0	2	2	0	0.0	0-0	0	0	0	0
12/30	KANSAS CITY	2	1	3	0	0.0	0-0	0	0	0	0
TOTALS		3	9	11	0	0.0	0-0	0	0	0	0



**ZAC
DILES**
LINEBACKER



54

6-2 • 245 • Born: 6/11/85
Abilene, Texas • NFL Exp: 7 (1st with Chiefs)
GP/GS (Playoffs): 0/0 (0/0)
Acq: FA-13 • Kansas State

PRO CAREER:

- Seventh-year linebacker enters his first season with the Chiefs.
- Originally entered the NFL as a seventh-round pick (218th overall) by the Houston Texans in the 2007 NFL Draft.
- Has also spent time with Tennessee (2012) and Indianapolis (2011), Tampa Bay (2011), St. Louis (2011).

TRANSACTIONS: Signed with Kansas City (4/12/13) ... Declared free agent (3/12/13) ... Signed with Tennessee (5/1/12) ... Released by Indianapolis (2/7/12) ... Acquired off waivers by Indianapolis (12/5/11) ... Waived by Tampa Bay (12/3/11) ... Signed by Tampa Bay (9/4/11) ... Released by St. Louis (9/3/11) ... Signed by St. Louis (7/30/11) ... Declared free agent (7/25/11) ... Signed with Houston (7/19/07) ... Originally entered NFL as a seventh-round pick (218th overall) by the Houston Texans.

TENNESSEE (2012): Played in six games (one start) ... Recorded 11 tackles (seven solo).

TAMPA BAY (2011): Played in seven games and recorded a special teams tackle.

INDIANAPOLIS (2011): Played in seven games and recorded a special teams tackle.

HOUSTON (2007-10): Played in 50 Games (30 starts) ... Recorded 212 tackles (154 solo), 1.0 sacks (-9.0 yards), one interception, three forced fumbles, one fumble recovery, three passes defended and 11 special teams tackles.

2010: Played in 15 games (10 starts) ... Had 81 tackles (58 solo) and one special teams tackle.

2009: Played in 16 games (12 starts) ... Recorded 61 tackles (45 solo), two forced fumbles, one fumble recovery, one pass defended and one special teams tackle.

2008: Played in eight games (eight starts) ... Had 66 tackles (47 solo) 1.0 sacks (-9.0 yards), one interception, one forced fumble and two passes defended.

2007: Played in 11 games, recording four tackles ... Had nine tackles on special teams.

COLLEGE: Played in 24 games in two seasons at Kansas State ... Two-time All-Big 12 honoree ... Started all 13 games as a senior (2006) and recorded 149 tackles, including 13 stops for a loss ... Also had three forced fumbles, two passes defended and an interception his final season ... Returned one fumble for a touchdown ... Played in 11 games as a junior (2005) and finished fourth on the team with 50 tackles, 2.0 sacks and two QB pressures ... Played two years at Fresno City College and started 22 games ... Won a Valley Conference Title and a berth to the 2004 California North Division championship game as a sophomore.

PERSONAL:

- Attended Tulare High School in California's central valley.
- Lettered as a forward in basketball and as a right fielder in baseball.
- Full Name: Zachary Lee Diles

DILES' NFL STATISTICS

Year	Team	G-S	TACKLES			SACKS		INTs			FUMBLES			
			Solos	Asst.	Total	No.	Yds.	No.	Yds.	PDs	FF	FR	Yds.	PR
2007	Houston	11-0	4	0	4	0.0	0.0	0	0	0	0	0	0	0
2008	Houston	8-8	47	19	66	1.0	9.0	1	0	2	1	0	0	0
2009	Houston	16-12	45	16	61	0.0	0.0	0	0	1	2	1	0	0
2010	Houston	15-10	58	23	81	0.0	0.0	0	0	0	0	0	0	0
2011	Tampa Bay	7-0	0	0	0	0.0	0.0	0	0	0	0	0	0	0
2011	Indianapolis	4-0	0	0	0	0.0	0.0	0	0	0	0	0	0	0
2012	Tennessee	6-1	7	4	11	0.0	0.0	0	0	0	0	0	0	0
Totals		67-31	161	62	223	1.0	9.0	1	0	3	3	1	0	0

Additional Stats: Has 14 special teams tackles - nine in 2007, one in 2009, one in 2010 and three in 2011.

SINGLE-GAME CAREER HIGHS

Tackles: 13, at Pittsburgh (9/7/08)

Sacks: 1.0, vs. Detroit (10/19/08)

Passes Defended: 1, three times, last vs. N.Y. Jets (9/13/09)

INTs: 1, vs. Indianapolis (10/5/08)

Fumble Recoveries: 1, vs. Jacksonville (9/27/09)

Forced Fumbles: 1, three times, vs. New England (1/3/10)

DILES' GAME-BY-GAME STATISTICS

2012

TITANS

Date	Opp.	Tkl	Ast	Tot	TFL	Sck	INT	FR	FF	PR	PD
9/9	NEW ENGLAND					<i>Inactive</i>					
9/16	@ San Diego	0	1	1	--	0.0	0-0	0	0	0	0
9/23	DETROIT	0	1	1	--	0.0	0-0	0	0	0	0
9/30	@ Houston	3	1	4	--	0.0	0-0	0	0	0	0
10/7	@ Minnesota	3	0	3	--	0.0	0-0	0	0	0	0
10/11	PITTSBURGH	0	0	0	--	0.0	0-0	0	0	0	0
10/21	@ Buffalo	1	1	2	--	0.0	0-0	0	0	0	0
10/28	INDIANAPOLIS					<i>Injured Reserve/Leg</i>					
11/4	CHICAGO					<i>Injured Reserve/Leg</i>					
11/11	@ Miami					<i>Injured Reserve/Leg</i>					
11/25	@ Jacksonville					<i>Injured Reserve/Leg</i>					
12/2	HOUSTON					<i>Injured Reserve/Leg</i>					
12/9	@ Indianapolis					<i>Injured Reserve/Leg</i>					
12/17	N.Y. JETS					<i>Injured Reserve/Leg</i>					
12/23	@ Green Bay					<i>Injured Reserve/Leg</i>					
12/30	JACKSONVILLE					<i>Injured Reserve/Leg</i>					
TOTALS		7	4	11	--	0.0	0-0	0	0	0	0

2011

BUCCANEERS

Date	Opp.	Tkl	Ast	Tot	TFL	Sck	INT	FR	FF	PR	PD
9/11	DETROIT	0	0	0	--	0.0	0-0	0	0	0	0
9/18	@ Minnesota	0	0	0	--	0.0	0-0	0	0	0	0
9/25	ATLANTA	0	0	0	--	0.0	0-0	0	0	0	0
10/3	INDIANAPOLIS	0	0	0	--	0.0	0-0	0	0	0	0
10/9	@ San Francisco					<i>Inactive/Hamstring</i>					
10/16	NEW ORLEANS					<i>Inactive/Hamstring</i>					
10/23	CHICAGO	0	0	0	--	0.0	0-0	0	0	0	0
11/6	@ New Orleans					<i>Inactive</i>					
11/13	HOUSTON	0	0	0	--	0.0	0-0	0	0	0	0
11/20	@ Green Bay	0	0	0	--	0.0	0-0	0	0	0	0
11/27	@ Tennessee					<i>Inactive</i>					
12/4	CAROLINA					<i>Not With Team</i>					
TOTALS		0	0	0	--	0.0	0-0	0	0	0	0

2011

COLTS

Date	Opp.	Tkl	Ast	Tot	TFL	Sck	INT	FR	FF	PR	PD
12/11	@ Baltimore	0	0	0	--	0.0	0-0	0	0	0	0
12/18	TENNESSEE	0	0	0	--	0.0	0-0	0	0	0	0
12/22	HOUSTON	0	0	0	--	0.0	0-0	0	0	0	0
1/1/12	@ Jacksonville	0	0	0	--	0.0	0-0	0	0	0	0
TOTALS		0	0	0	--	0.0	0-0	0	0	0	0

2010

TEXANS

Date	Opp.	Tkl	Ast	Tot	TFL	Sck	INT	FR	FF	PR	PD
9/12	INDIANAPOLIS	9	3	12	--	0.0	0-0	0	0	0	0
9/19	@ Washington	5	3	8	--	0.0	0-0	0	0	0	0
9/26	DALLAS	7	0	7	--	0.0	0-0	0	0	0	0
10/3	@ Oakland	5	5	10	--	0.0	0-0	0	0	0	0
10/10	N.Y. GIANTS	4	0	4	--	0.0	0-0	0	0	0	0
10/17	KANSAS CITY	2	1	3	--	0.0	0-0	0	0	0	0
11/1	@ Indianapolis	10	1	11	--	0.0	0-0	0	0	0	0
11/7	SAN DIEGO	3	5	8	--	0.0	0-0	0	0	0	0
11/14	@ Jacksonville	7	1	8	--	0.0	0-0	0	0	0	0
11/21	@ N.Y. Jets					<i>Inactive</i>					
11/28	TENNESSEE	0	1	1	--	0.0	0-0	0	0	0	0
12/2	@ Philadelphia	1	0	1	--	0.0	0-0	0	0	0	0
12/13	BALTIMORE	2	1	3	--	0.0	0-0	0	0	0	0
12/19	@ Tennessee	0	0	0	--	0.0	0-0	0	0	0	0
12/26	@ Denver	0	2	2	--	0.0	0-0	0	0	0	0
1/2/11	JACKSONVILLE	3	0	3	--	0.0	0-0	0	0	0	0
TOTALS		58	23	81	--	0.0	0-0	0	0	0	0

DILES' GAME-BY-GAME STATISTICS

2009

TEXANS

Date	Opp.	Tkl	Ast	Tot	TFL	Sck	INT	FR	FF	PR	PD
9/13	N.Y. JETS	4	0	4	--	0.0	0-0	0	0	0	1
9/20	@ Tennessee	2	1	3	--	0.0	0-0	0	0	0	0
9/27	JACKSONVILLE	4	1	5	--	0.0	0-0	1	0	0	0
10/4	OAKLAND	2	2	4	--	0.0	0-0	0	0	0	0
10/11	@ Arizona	2	0	2	--	0.0	0-0	0	0	0	0
10/18	@ Cincinnati	0	1	1	--	0.0	0-0	0	0	0	0
10/25	SAN FRANCISCO	4	3	7	--	0.0	0-0	0	0	0	0
11/1	@ Buffalo	1	2	3	--	0.0	1-0	0	0	0	0
11/8	@ Indianapolis	0	0	0	--	0.0	0-0	0	0	0	0
11/23	TENNESSEE	8	1	9	--	0.0	0-0	0	1	0	0
11/29	INDIANAPOLIS	0	0	0	--	0.0	0-0	0	0	0	0
12/6	@ Jacksonville	6	2	8	--	0.0	0-0	0	0	0	0
12/13	SEATTLE	3	1	4	--	0.0	0-0	0	0	0	0
12/20	@ St. Louis	4	0	4	--	0.0	0-0	0	0	0	0
12/27	@ Miami	1	0	1	--	0.0	0-0	0	0	0	0
1/2/10	NEW ENGLAND	4	2	6	--	0.0	0-0	0	1	0	0
TOTALS		45	16	61	--	0.0	1-0	1	2	0	1

2008

TEXANS

Date	Opp.	Tkl	Ast	Tot	TFL	Sck	INT	FR	FF	PR	PD
9/7	@ Pittsburgh	11	2	13	--	0.0	0-0	0	0	0	0
9/21	@ Tennessee	5	3	8	--	0.0	0-0	0	1	0	0
9/28	@ Jacksonville	5	1	6	--	0.0	0-0	0	0	0	0
10/5	INDIANAPOLIS	6	3	9	--	0.0	1-0	0	0	0	1
10/12	MIAMI	3	0	3	--	0.0	0-0	0	0	0	0
10/19	DETROIT	5	1	6	--	1.0	0-0	0	0	0	1
10/26	CINCINNATI	7	5	12	--	0.0	0-0	0	0	0	0
11/2	@ Minnesota	5	4	9	--	0.0	0-0	0	0	0	0
11/9	BALTIMORE										
11/16	@ Indianapolis										
11/23	@ Cleveland										
12/1	JACKSONVILLE										
12/7	@ Green Bay										
12/14	TENNESSEE										
12/21	@ Oakland										
12/28	CHICAGO										
TOTALS		47	19	66	--	1.0	1-0	0	1	0	2

2007

TEXANS

Date	Opp.	Tkl	Ast	Tot	TFL	Sck	INT	FR	FF	PR	PD
9/9	KANSAS CITY										
9/16	@ Carolina										
9/23	INDIANAPOLIS	0	0	0	--	0.0	0-0	0	0	0	0
9/30	@ Atlanta										
10/7	MIAMI										
10/14	@ Jacksonville										
10/21	TENNESSEE	0	0	0	--	0.0	0-0	0	0	0	0
10/28	@ San Diego	0	0	0	--	0.0	0-0	0	0	0	0
11/4	@ Oakland	0	0	0	--	0.0	0-0	0	0	0	0
11/18	NEW ORLEANS	0	0	0	--	0.0	0-0	0	0	0	0
11/25	@ Cleveland	0	0	0	--	0.0	0-0	0	0	0	0
12/2	@ Tennessee	0	0	0	--	0.0	0-0	0	0	0	0
12/9	TAMPA BAY	0	0	0	--	0.0	0-0	0	0	0	0
12/13	DENVER	0	0	0	--	0.0	0-0	0	0	0	0
12/23	@ Indianapolis	1	0	1	--	0.0	0-0	0	0	0	0
12/30	JACKSONVILLE	3	0	3	--	0.0	0-0	0	0	0	0
TOTALS		4	0	4	--	0.0	1-0	1	2	0	1



**MARCUS
DIXON**
DEFENSIVE TACKLE



6-4 • 295 • Born: 9/16/84
Rome, Ga. • NFL Exp: 3 (1st with Chiefs)
GP/GS (Playoffs): 22/4 (0/0)
Acq: FA-13 • Hampton

PRO CAREER:

- Defensive tackle enters his first season with Kansas City in 2013.
- Has played in 22 games (four starts).
- Originally entered the NFL as an undrafted free agent with Dallas in 2008.

TRANSACTIONS: Signed with Kansas City (2/11/13) ... Released by the New York Jets (9/24/12) ... Signed with the New York Jets (9/4/12) ... Released by the New York Jets (9/1/12) ... Re-signed with the New York Jets (1/26/11) ... Claimed by the New York Jets via waivers from Dallas (9/5/10) ... Waived by Dallas (9/4/10) ... Signed with Dallas (1/22/10) ... Added to Dallas' practice squad (9/6/09) ... Released by Dallas (9/5/09) ... Signed with Dallas (12/30/08) ... Added to Dallas' practice squad (9/1/08) ... Waived by Dallas (8/30/08) ... Signed with Dallas (5/2/08).

NEW YORK JETS (2010-12):

Appeared in 22 games (four starts) for the New York Jets, recording 20 tackles (13 solo), 2.5 sacks (-14.0 yards), a forced fumble, a fumble recovery and a QB pressure.

2012: Played in three games, recording two tackles and one QB pressure.

2011: Appeared in all 16 games (three starts), recording 14 tackles (nine solo), 1.5 sacks (-4.0 yards), a forced fumble and a fumble recovery.

2010: Played in three games (one start), posting four solo tackles, including one for loss, and 1.0 sack (-10.0 yards).

DALLAS (2008-09): Spent two seasons on the Cowboys practice squad.

COLLEGE: Recorded 58 tackles, including 16 for loss, 6.0 sacks, two passes defended, two forced fumbles, one fumble recovery and also blocked a kick as a senior in 2007. He added one catch for a 13-yard touchdown ... Started all 11 games as a junior in 2006, posting 25 tackles, including 5.5 tackles for loss and 4.0 sacks en route to being a second-team All-MEAC selection ... Played in 10 games (nine starts) as a sophomore in 2005, producing 33 tackles, including seven for loss, and 2.5 sacks. Added his first career interception ... Played in all 12 games (six starts) as a true freshman in 2005, recording 38 tackles, including nine for loss.

PERSONAL:

- Earned first-team All-Area honors as a junior defensive end at Pepperell (Ga.) High School in Lindale, Ga., recording 98 tackles, 12 tackles for loss, 3.0 sacks and seven passes defended.
- Also lettered in basketball and track in high school.
- Was a member of the National Honor Society.

DIXON'S NFL STATISTICS

Year	Team	G-S	TACKLES			SACKS		INTS			FUMBLES				
			Solos	Asst.	Total	No.	Yds.	No.	Yds.	PDs	FF	FR	Yds.	PR	
2010	N.Y. Jets	3-1	4	0	4	1.0	10.0	0	0	0	0	0	0	0	--
2011	N.Y. Jets	16-3	9	5	14	1.5	4.0	0	0	0	1	1	0	--	
2012	N.Y. Jets	3-0	0	2	2	0.0	0.0	0	0	0	0	0	0	1	
Totals		22-4	13	7	20	2.5	14.0	0	0	0	1	1	0	1	

DIXON'S GAME-BY-GAME STATISTICS

2012

JETS

Date	Opp.	Tkl	Ast	Tot	TFL	Sck	INT	FR	FF	PR	PD
9/9	BUFFALO	1	0	1	0	0.0	0-0	0	0	0	0
9/16	@ Pittsburgh	0	0	0	0	0.0	0-0	0	0	0	0
9/23	@ Miami	0	0	0	0	0.0	0-0	0	0	0	0
9/30	SAN FRANCISCO										
10/8	HOUSTON										
10/14	INDIANAPOLIS										
10/21	@ New England										
10/28	MIAMI										
11/11	@ Seattle										
11/18	@ St. Louis										
11/22	NEW ENGLAND										
12/2	ARIZONA										
12/9	@ Jacksonville										
12/17	@ Tennessee										
12/23	SAN DIEGO										
12/30	@ Buffalo										
TOTALS		1	0	1	0	0.0	0-0	0	0	0	0

2011

JETS

Date	Opp.	Tkl	Ast	Tot	TFL	Sck	INT	FR	FF	PR	PD
9/11	DALLAS	2	0	2	--	0.0	0-0	0	0	--	0
9/18	JACKSONVILLE	0	2	2	--	0.0	0-0	0	0	--	0
9/25	@ Oakland	0	0	0	--	0.0	0-0	0	0	--	0
10/2	@ Baltimore	0	1	1	--	0.0	0-0	0	1	--	0
10/9	@ New England	0	0	0	--	0.0	0-0	0	0	--	0
10/17	MIAMI	0	0	0	--	0.0	0-0	0	0	--	0
10/23	SAN DIEGO	1	1	1	--	0.0	0-0	0	0	--	0
11/6	@ Buffalo	0	1	1	--	0.0	0-0	0	0	--	0
11/13	NEW ENGLAND	0	0	0	--	0.0	0-0	0	0	--	0
11/17	@ Denver	0	0	0	--	0.0	0-0	0	0	--	0
11/27	BUFFALO	1	0	0	--	0.0	0-0	0	0	--	0
12/4	@ Washington	2	0	0	--	0.0	0-0	1	0	--	0
12/11	KANSAS CITY	0	0	0	--	0.5	0-0	0	0	--	0
12/18	@ Philadelphia	3	0	0	--	1.0	0-0	0	0	--	0
12/24	N.Y. GIANTS	0	0	0	--	0.0	0-0	0	0	--	0
1/1/12	@ Miami	0	0	0	--	0.0	0-0	0	0	--	0
TOTALS		9	5	14	--	1.5	0-0	1	1	--	0

2010

JETS

Date	Opp.	Tkl	Ast	Tot	TFL	Sck	INT	FR	FF	PR	PD
9/13	BALTIMORE										
9/19	NEW ENGLAND										
9/26	@ Miami										
10/3	@ Buffalo										
10/11	MINNESOTA										
10/17	@ Denver										
10/31	GREEN BAY										
11/7	@ Detroit										
11/14	@ Cleveland										
11/21	HOUSTON										
11/25	CINCINNATI										
12/6	@ New England										
12/12	MIAMI										
12/19	@ Pittsburgh	0	0	0	--	0.0	0-0	0	0	--	0
12/26	@ Chicago	1	0	1	--	1.0	0-0	0	0	--	0
1/2/11	BUFFALO	3	0	3	--	0.0	0-0	0	0	--	0
TOTALS		4	0	4	--	1.0	0-0	0	0	--	0



TOMMIE DRAHEIM OFFENSIVE LINE



66

6-4 • 309 • Born: 12/23/88
Lakeside, Calif. • **NFL Exp: 1 (1st with Chiefs)**
GP/GS (Playoffs): 0/0 (0/0)
Acq: FA-13 • San Diego State

PRO CAREER:

- Originally entered the NFL as an undrafted free agent with the Green Bay Packers in 2012.

TRANSACTIONS: Signed with Kansas City (4/3/2013) ... Signed to Jacksonville's practice squad (12/18/2012) ... Released from New England's practice squad (12/11/2012) ... Signed to New England's practice squad (12/4/2012) ... Released from Seattle's practice squad (9/11/2012) ... Signed to Seattle's practice squad (9/6/2012) ... Released by Green Bay (8/31/2012) ... Signed as a rookie free agent with Green Bay (5/11/2012).

2012: Spent training camp with the Green Bay Packers before being released prior to the start of the regular season ... Spent time on

Seattle, New England and Jacksonville's practice squads.

COLLEGE: Started 33 games for San Diego State University, including 30 consecutive starts to end his career. He earned first-team All-Mountain West Conference honors as a senior, becoming the first Aztec offensive lineman to be named first-team all-league since 2003. A three-year letterman, he helped SDSU rank 10th in the country in 2011 in fewest sacks allowed (0.83 per game) and blocked for a running back who finished No. 3 in the country with 1,711 rushing yards on the season.

PERSONAL:

- Prepped at El Capitan High School in Lakeside, Calif.



SHAUN DRAUGHN RUNNING BACK



20

6-0 • 205 • Born: 12/7/87
Tarboro, N.C. • **NFL Exp: 2 (2nd with Chiefs)**
GP/GS (Playoffs): 17/0 (0/0)
Acq: FA-11 • North Carolina

PRO CAREER:

- Second-year running back enters his third season with the Chiefs in 2011 after spending most of 2011 on the practice squad and seeing action in all 16 games in 2012.
- Originally entered the NFL as an undrafted free agent with the Washington Redskins in 2011.

TRANSACTIONS: Signed to Kansas City's active roster (12/31/11) ... Added to Kansas City's practice squad (10/5/11) ... Released by Washington (9/3/11) ... Signed with Washington as an undrafted free agent (7/28/11).

2012: Played in 16 games, recording 59 carries for 233 yards (3.9 avg.) with two touchdowns, has caught 24 passes for 158 yards (6.6 avg.), has 23 kickoff returns for 537 yards (23.3 avg.), has one punt block, one forced fumble on special teams and four special teams tackles ... Played as a reserve running back vs. Atlanta (9/9), rushing six times for 29 yards (4.8 avg.), including his first NFL touchdown on a four-yard rush and added one special teams tackle ... Rushed five times for 56 yards (11.2 avg.) and caught one pass for 23 yards at Buffalo (9/16) ... Carried the ball seven times for

22 yards (3.1 avg.), had three receptions for 26 yards and recorded two kickoff returns for 37 yards (18.5 avg.) at New Orleans (9/23) ... Had four carries for 12 yards (3.0 avg.), four receptions for 34 yards (8.5 avg.) and returned three kickoffs for 76 yards (25.3 avg.) vs. San Diego (9/30) ... Posted 12 carries for 40 yards (3.3 avg.), caught one pass for five yards and recorded three kickoff returns for 82 yards (27.3 avg.) vs. Baltimore (10/7) ... Had 11 carries for 11 yards, three receptions for 12 yards (4.0 avg.), blocked a P Michael Koenen punt and forced a Koenen fumble after the blocked punt, and had one special teams tackle at Tampa Bay (10/14) ... Compiled two rushes for seven yards, one reception for seven yards and two kickoff returns for 52 yards (26.0 avg.) vs. Oakland (10/28) ... Registered one carry for a six-yard touchdown, caught two passes for 21 yards (10.5 avg.) and had four kickoff returns for 83 yards (20.8 avg.) at San Diego (11/1) ... Recorded two kickoff returns for 34 yards (17.0 avg.) and two special teams tackles at Pittsburgh (11/12) ... Had two carries for 10 yards (5.0 avg.), caught two passes for one yard and had three kickoff returns for 69 yards (23.0 avg.) vs. Cincinnati (11/18) ... Carried

the ball two times for 13 yards (6.5 avg.) and had two kickoff returns for 53 yards (26.5 avg.) vs. Denver (11/25) ... Returned one kickoff for 31 yards vs. Carolina (12/2) ... Had one rush for no yards, one reception for eight yards and one kickoff return for 20 yards at Cleveland (12/9) ... Caught three passes for 11 yards at Oakland (12/16) ... Rushed one time for four yards vs. Indianapolis (12/23) ... Rushed five times for 23 yards (4.6 avg.) and caught one pass for minus two yards at Denver (12/30).

2011: Saw action in one game on special teams after spending 11 weeks on the practice squad ... Signed to active roster on Dec. 31 and made NFL debut at Denver (1/1/12) ... Added to practice squad on Oct. 5.

COLLEGE: Played in 44 games (17 starts) at North Carolina ... Began career as a safety before converting to running back as a sophomore ... Rushed for 2,070 yards on 451 attempts (4.6 avg.) with 10 touchdowns and caught 50 passes for 268 yards (5.4 avg.) with one score ... Saw action in 11 games (two starts) as a senior in 2010, registering 129 carries for 637 yards (4.9 avg.) with a career-high six TDs to go along with 13 catches for 62 yards (4.8 avg.) ... Started first nine games as a junior in 2009 before suffering a

season-ending shoulder injury, recording 124 carries for 567 yards (4.6 avg.) and a TD with a career-best 21 receptions for 125 yards (6.0 avg.) ... Played in all 13 games (six starts) as a sophomore in 2008, logging career-bests of 198 carries and 866 yards (4.4 avg.) with three TDs and posted 16 catches for 81 yards (5.1 avg.) with a score ... Competed in 11 games as a redshirt freshman in 2007, primarily on special teams ... Notched five tackles (three solo) on defense ... Redshirted as a true freshman in 2006 ... Majored in Communications.

PERSONAL:

- Earned first-team all-state honors as a running back at Tarboro High School in Tarboro, N.C.
- Named Offensive Player of the Year by *The Daily Sentinel* and *Rocky Mount Telegram* after rushing for 1,452 yards on 253 carries (5.7 avg.) with 21 TDs as a senior.
- Rushed for 952 yards and 18 TDs as a junior.
- Also played quarterback, defensive back and linebacker during his prep career.
- Both of his parents are ministers.

DRAUGHN'S NFL STATISTICS

Year	Team	G-S	RUSHING					RECEIVING				
			No.	Yds.	Avg.	LG	TD	No.	Yds.	Avg.	LG	TD
2011	Kansas City	1-0	0	0	0.0	--	0	0	0	0.0	--	0
2012	Kansas City	16-0	59	233	3.9	25	2	24	158	6.6	23	0
Totals		17-0	59	233	3.9	25	2	24	158	6.6	23	0

Additional Stats: Has four special teams tackles in 2012. Has 23 kickoff returns for 537 yards (23.3 avg.) in 2012. Blocked a P Michael Koenen punt and forced a Koenen fumble on the same play at Tampa Bay (10/14/12).

DRAUGHN'S GAME-BY-GAME STATISTICS

2012 CHIEFS		RECEIVING					RUSHING				
Date	Opp.	No.	Yds.	Avg.	LG	TD	No.	Yds.	Avg.	LG	TD
9/9	ATLANTA	6	29	4.8	14	1	2	12	6.0	9	0
9/16	@ Buffalo	5	56	11.2	25	0	1	23	23.0	23	0
9/23	@ New Orleans	7	22	3.1	7	0	3	26	8.7	11	0
9/30	SAN DIEGO	4	12	3.0	7	0	4	34	8.5	18	0
10/7	BALTIMORE	12	40	3.3	10	0	1	5	5.0	5	0
10/14	@ Tampa Bay	11	11	1.0	5	0	3	12	4.0	7	0
10/28	OAKLAND	2	7	3.5	6	0	1	7	7.0	7	0
11/1	@ San Diego	1	6	6.0	6	1	2	21	10.5	20	0
11/12	@ Pittsburgh	0	0	0.0	--	0	0	0	0.0	--	0
11/18	CINCINNATI	2	10	5.0	6	0	2	1	0.5	4	0
11/25	DENVER	2	13	6.5	7	0	0	0	0.0	--	0
12/2	CAROLINA	0	0	0.0	--	0	0	0	0.0	--	0
12/9	@ Cleveland	1	0	0.0	0	0	1	8	8.0	8	0
12/16	@ Oakland	0	0	0.0	--	0	3	11	3.7	6	0
12/23	INDIANAPOLIS	1	4	4.0	4	0	0	0	0.0	--	0
12/30	@ Denver	5	23	4.6	8	0	1	-2	-2.0	-2	0
TOTALS		59	233	3.9	25	2	0	0	0.0	--	0

DRAUGHN'S GAME-BY-GAME STATISTICS

2011 CHIEFS		RUSHING				RECEIVING					
Date	Opp.	No.	Yds.	Avg.	LG	TD	No.	Yds.	Avg.	LG	TD
9/11	BUFFALO										
9/18	@ Detroit										
9/25	@ San Diego										
10/2	MINNESOTA										
10/9	@ Indianapolis										
10/23	@ Oakland										
10/31	SAN DIEGO										
11/6	MIAMI										
11/13	DENVER										
11/21	@ New England										
11/27	PITTSBURGH										
12/4	@ Chicago										
12/11	@ N.Y. Jets										
12/18	GREEN BAY										
12/24	OAKLAND										
1/1/12	@ Denver	0	0	0.0	--	0	0	0	0.0	--	0
TOTALS		0	0	0.0	--	0	0	0	0.0	--	0



RYAN DURAND
OFFENSIVE LINE



75

6-5 • 305 • Born: 11/17/85
Walpole, N.H. • NFL Exp: 3 (1st with Chiefs)
GP/GS (Playoffs): 1/0 (0/0)
Acq: FA-13 • Syracuse

PRO CAREER:

- Second-year player begins his first season with Kansas City in 2013.
- Joined the Chiefs as a free agent on Jan. 26, 2013.
- Originally entered the NFL as a seventh-round draft pick (239th overall) of the Tennessee Titans in the 2009 NFL Draft.

TRANSACTIONS: Signed with Kansas City (1/26/13) ... Released by Miami (11/27/12) ... Signed with Miami (11/20/12) ... Released by Tennessee (9/10/12) ... Signed with Tennessee (1/2/12) ... Added to Tennessee's practice squad (9/4/11) ... Released by Tennessee (9/3/11) ... Signed to Tennessee's active roster from practice squad (1/4/11) ... Added to Tennessee's practice squad (11/29/10) ... Released from Tennessee's practice squad (11/26/10) ... Added to Tennessee's practice squad (11/24/10) ... Released by Tennessee (11/23/10) ... Signed with Tennessee (1/5/10) ... Added to Tennessee's practice squad (9/6/09) ... Waived by Tennessee (9/5/09) ... Originally entered the NFL as a seventh-round draft pick (239th overall) of the Tennessee Titans in the 2009 NFL Draft.

2012: Spent one week with Miami and was inactive for one contest with the Dolphins.

2010: Appeared in one contest as a reserve

offensive lineman and was inactive for nine contests ... Played in his first-career NFL game at Dallas (10/10), primarily on special teams, seeing action at left guard late in the fourth quarter.

COLLEGE: Appeared in 42 games (35 starts) on the offensive line at Syracuse ... Started all 12 games at right guard as a senior in 2008, earning second-team All-Big East ... Started 11 games at right guard in 2007 as a junior ... In 2006, opened all 12 games at right guard as a sophomore ... Played in seven games as a redshirt freshman in 2005 ... Redshirted as a true freshman in 2004.

PERSONAL:

- Was a four-year letter winner for Head Coach Joe Hickey at St. Bernard's Central Catholic High School in Fitchburg, Mass.
- Was named a team captain as both a junior and a senior.
- Also lettered in track and field three times, specializing in the shot put and discus, becoming a state semifinalist in the shot put as a senior.
- Full name: Ryan James Durand.

GAMES PLAYED/GAMES STARTED

2009 (0/0), 2010 (1/0), 2011 (0/0), 2012 (0/0) — 1/0.



ANTHONY FASANO

TIGHT END



80

6-4 • 255 • Born: 4/20/84
Verona, N.J. • NFL Exp: 8 (1st with Chiefs)
GP/GS (Playoffs): 108/87 (3/2)
Acq: FA-13 • Notre Dame

PRO CAREER:

- Eighth-year tight end enters his first campaign with Kansas City in 2013.
- Originally joined the Chiefs as a free agent in 2013.
- Has played in 108 games (87 starts), posting 205 receptions for 2,373 yards (11.6 avg.) with 24 touchdowns. Has appeared in three postseason contests (two start), recording one reception for five yards.
- Plays an integral role in run blocking as well, helping block for three separate 1,000-yard rushers in his career - Julius Jones (Dallas, 2006), Ricky Williams (Miami, 2009) and Reggie Bush (Miami, 2011).
- Has found success inside Arrowhead Stadium, recording both of his two-touchdown performances in Kansas City, Dec. 12, 2008 and Nov. 6, 2011.
- After a five-year career in Miami, ranks third among tight ends in team history in receptions (177), receiving yards (2,104), and tied for second in touchdown receptions (23). Is tied with TE Keith Jackson for the single-season lead in touchdown receptions in Miami Dolphins history with seven scores in 2008.
- Originally entered the NFL as a second-round draft pick (53rd overall) of the Dallas Cowboys in 2006.

TRANSACTIONS:

Signed with Kansas City (3/13/13) ... Traded to Miami along with LB Akin Ayodele in exchange for a 2008 fourth-round draft choice (100th overall, traded to Oakland, used on CB Tyvon Branch) from Dallas (4/26/08) ... Originally entered the NFL as a second-round draft choice (53rd overall) of Dallas in the 2006 NFL Draft.

MIAMI (2008-12):

Started all 76 games he appeared in and was inactive in four contests for the Dolphins, recording 177 receptions for 2,104 yards (11.9 avg.) with 23 touchdowns ... Started one postseason contest

2012: Started all 16 games, registering a career-high 41 receptions for 332 yards (8.1 avg.) with five touchdowns.

2011: Started 15 games and was inactive for one contest, finishing with 32 receptions for 451 yards (14.1 avg.) with five touchdowns ... Was inactive at New England (12/24) with a head injury sustained at Buffalo (12/18).

2010: Started 15 games and was inactive for one game, recording 39 catches for 528

yards (13.5 avg.) with four touchdown receptions, ranking second on the team ... Was inactive at New England (1/2/11) with a knee injury.

2009: Started 14 games and was inactive in two contests, totaling 31 receptions for 339 yards (10.9 avg.) with two touchdowns ... Was inactive vs. Tampa Bay (11/15) and at Carolina (11/19) with a hip injury.

2008: Started all 16 games, recording 34 catches for 454 yards and a team-high seven touchdown receptions ... Started an AFC Wild Card game vs. Baltimore (1/4/09).

DALLAS (2006-07): Played in 32 games (11 starts) for the Cowboys, posting 28 receptions for 269 yards (9.6 avg.) with one touchdown ... Played in two postseason contests, recording one reception for five yards.

2007: Played in 16 games (six starts), catching 14 passes for 143 yards (10.2 avg.) with one touchdown ... Started NFC Divisional Playoff game vs. the New York Giants (1/13/08), recording one reception for five yards.

2006: Appeared in 16 games (five starts), registering 14 receptions for 126 yards (9.0 avg.) ... Played in a NFC Wild Card game at Seattle (1/6/07).

COLLEGE: Played in 34 games (24 starts) in three years at Notre Dame (2003-05), tallying 92 receptions for 1,112 yards (12.9 avg.) and eight touchdowns ... At the time of his departure, he ranked second among tight ends on the school's all-time list for both receptions and receiving yards ... Started all 12 games as a senior in 2005, compiling a career-high 47 receptions and 576 yards (12.3 avg.) with two touchdowns ... Was one of three finalists for the John Mackey Award as college football's top tight end in his senior season ... Played in 11 games (nine starts) as a junior in 2003, recording 27 receptions for 367 yards (13.6 avg.) with four touchdowns ... Appeared in 11 games (three starts) in 2003 as a sophomore, contributing 18 receptions for 169 yards (9.4 avg.) with two touchdowns ... Did not play as a freshman in 2002 ... Graduated with a degree in marketing from Notre Dame.

PERSONAL:

- Four-year letterman and two-year captain at Verona High School in Verona, N.J., as a tight end and defensive lineman/linebacker.
- Caught 78 passes for 1,460 yards and 23 touchdowns as a senior in 2001, helping guide the school to the state title among Group 1

school.

- Finished his career with a county record 42 touchdown receptions.
- Also lettered in basketball and was team captain his final two years.
- Was a two-time all-state selection in track and won the New Jersey Group 1 state

championship in the javelin in his first year competing in the event.

- Also played baseball at Verona High School.
- Established the Anthony Fasano Foundation in 2007 to serve underprivileged youth in New Jersey.
- Full name: Anthony Joseph Fasano.

FASANO'S NFL STATISTICS

Year	Team	G-S	RECEIVING					RUSHING				
			No.	Yds.	Avg.	LG	TD	No.	Yds.	Avg.	LG	TD
2012	Miami	16-16	41	332	8.1	22	5	0	0	0.0	--	0
2011	Miami	15-15	32	451	14.1	35t	5	0	0	0.0	--	0
2010	Miami	15-15	39	528	13.5	31	4	0	0	0.0	--	0
2009	Miami	14-14	31	339	10.9	27	2	0	0	0.0	--	0
2008	Miami	16-16	34	454	13.4	24	7	0	0	0.0	--	0
2007	Dallas	16-6	14	143	10.2	26t	1	0	0	0.0	--	0
2006	Dallas	16-5	14	126	9.0	22	1	0	0	0.0	--	0
Totals		1-0	0	0	0.0	35t	0	0	0	0.0	--	0

POSTSEASON

Year	Team	G-S	RECEIVING					RUSHING				
			No.	Yds.	Avg.	LG	TD	No.	Yds.	Avg.	LG	TD
2006	Dallas	1-0	0	0	0.0	--	0	0	0	0.0	--	0
2007	Dallas	1-1	1	5	5.0	5	0	0	0	0.0	--	0
2008	Miami	1-1	0	0	0.0	--	0	0	0	0.0	--	0
Totals		3-2	1	5	5.0	5	0	0	0	0.0	--	0

SINGLE-GAME CAREER HIGHS

Receptions: 8 vs. New York Jets (9/7/08)

Long Reception: 35t at Kansas City (11/6/11)

Receiving Yards: 107 vs. Tennessee (11/14/10)

Touchdowns: 2, twice, last at Kansas City (11/6/11)

FASANO'S GAME-BY-GAME STATISTICS

2012 MIAMI		RECEIVING					RUSHING				
Date	Opp.	No.	Yds.	Avg.	LG	TD	No.	Yds.	Avg.	LG	TD
9/9	@ Houston	3	19	6.3	12	0	0	0	0.0	--	0
9/16	OAKLAND	2	19	9.5	14t	1	0	0	0.0	--	0
9/23	N.Y. JETS	5	47	9.4	17	0	0	0	0.0	--	0
9/30	@ Arizona	5	30	6.0	8	0	0	0	0.0	--	0
10/7	@ Cincinnati	3	28	9.3	13	0	0	0	0.0	--	0
10/14	ST. LOUIS	4	33	8.3	13	1	0	0	0.0	--	0
10/28	@ N.Y. Jets	1	4	4.0	4t	1	0	0	0.0	--	0
11/4	@ Indianapolis	1	8	8.0	8	0	0	0	0.0	--	0
11/11	TENNESSEE	1	4	4.0	4	0	0	0	0.0	--	0
11/15	@ Buffalo	1	8	8.0	8	0	0	0	0.0	--	0
11/25	SEATTLE	1	10	10.0	10	0	0	0	0.0	--	0
12/2	NEW ENGLAND	1	14	14.0	14	0	0	0	0.0	--	0
12/9	@ San Francisco	2	9	4.5	6	1	0	0	0.0	--	0
12/16	JACKSONVILLE	6	56	9.3	22	1	0	0	0.0	--	0
12/23	BUFFALO	2	12	6.0	7	0	0	0	0.0	--	0
12/30	@ New England	3	31	10.3	13	0	0	0	0.0	--	0
TOTALS		41	332	8.1	22	5	0	0	0.0	--	0

FASANO'S GAME-BY-GAME STATISTICS

2011

MIAMI

Date	Opp.	RECEIVING					RUSHING				
		No.	Yds.	Avg.	LG	TD	No.	Yds.	Avg.	LG	TD
9/12	NEW ENGLAND	5	82	16.4	25	0	0	0	0.0	--	0
9/18	HOUSTON	0	0	0.0	-	0	0	0	0.0	--	0
9/25	@ Cleveland	1	26	26.0	26	0	0	0	0.0	--	0
10/2	@ San Diego	1	9	9.0	9	0	0	0	0.0	--	0
10/17	@ N.Y. Jets	1	13	13.0	13	0	0	0	0.0	--	0
10/23	DENVER	2	22	11.0	16t	1	0	0	0.0	--	0
10/30	@N.Y. Giants	0	0	0.0	-	0	0	0	0.0	--	0
11/6	@ Kansas City	2	38	19.0	35t	2	0	0	0.0	--	0
11/13	WASHINGTON	3	60	20.0	28	0	0	0	0.0	--	0
11/20	BUFFALO	2	8	4.0	7	1	0	0	0.0	--	0
11/24	@ Dallas	2	32	16.0	19	0	0	0	0.0	--	0
12/4	OAKLAND	4	66	16.5	26	0	0	0	0.0	--	0
12/11	PHILADELPHIA	3	56	18.7	25	0	0	0	0.0	--	0
12/18	@ Buffalo	2	28	14.0	22t	1	0	0	0.0	--	0
12/24	@ New England										
1/1/11	N.Y. JETS	4	11	2.8	4	0	0	0	0.0	--	0
TOTALS		32	451	14.1	35t	5	0	0	0.0	--	0

2010

MIAMI

Date	Opp.	RECEIVING					RUSHING				
		No.	Yds.	Avg.	LG	TD	No.	Yds.	Avg.	LG	TD
9/12	@ Buffalo	3	46	15.3	21	0	0	0	0.0	--	0
9/19	@ Minnesota	0	0	0.0	-	0	0	0	0.0	--	0
9/26	N.Y. JETS	2	14	7.0	11	1	0	0	0.0	--	0
10/4	NEW ENGLAND	5	67	13.4	21	0	0	0	0.0	--	0
10/17	@ Green Bay	1	22	22.0	22t	1	0	0	0.0	--	0
10/24	PITTSBURGH	3	49	16.3	22	0	0	0	0.0	--	0
10/31	@ Cincinnati	3	36	12.0	15	0	0	0	0.0	--	0
11/7	@ Baltimore	3	26	8.7	11	0	0	0	0.0	--	0
11/14	TENNESSEE	5	107	21.4	31	1	0	0	0.0	--	0
11/18	CHICAGO	1	16	16.0	16	0	0	0	0.0	--	0
11/28	@ Oakland	2	10	5.0	6	0	0	0	0.0	--	0
12/5	CLEVELAND	4	41	10.3	14	1	0	0	0.0	--	0
12/12	@ N.Y. Jets	2	33	16.5	28	0	0	0	0.0	--	0
12/19	BUFFALO	3	30	10.0	16	0	0	0	0.0	--	0
12/26	DETROIT	2	31	15.5	20	0	0	0	0.0	--	0
1/2/11	@ New England						0	0	0.0	--	0
TOTALS		39	528	13.5	31	4	0	0	0.0	--	0

2009

MIAMI

Date	Opp.	RECEIVING					RUSHING				
		No.	Yds.	Avg.	LG	TD	No.	Yds.	Avg.	LG	TD
9/13	@ Atlanta	2	10	5.0	10	0	0	0	0.0	--	0
9/21	INDIANAPOLIS	1	1	1.0	1	0	0	0	0.0	--	0
9/27	@ San Diego	0	0	0.0	-	0	0	0	0.0	--	0
10/4	BUFFALO	1	7	7.0	7	0	0	0	0.0	--	0
10/12	N.Y. JETS	4	38	9.5	21	1	0	0	0.0	--	0
10/25	NEW ORLEANS	3	21	7.0	14	0	0	0	0.0	--	0
11/1	@ N.Y. Jets	2	16	8.0	10	0	0	0	0.0	--	0
11/8	@ New England	1	20	20.0	20	0	0	0	0.0	--	0
11/15	TAMPA BAY										
11/19	@ Carolina										
11/29	@ Buffalo	5	74	14.8	18	0	0	0	0.0	--	0
12/6	NEW ENGLAND	5	67	13.4	19	0	0	0	0.0	--	0
12/13	@ Jacksonville	0	0	0.0	-	0	0	0	0.0	--	0
12/20	@ Tennessee	4	36	9.0	18	1	0	0	0.0	--	0
12/27	HOUSTON	1	8	8.0	8	0	0	0	0.0	--	0
1/3/10	PITTSBURGH	2	41	20.5	27	0	0	0	0.0	--	0
TOTALS		31	339	10.9	27	2	0	0	0.0	--	0

FASANO'S GAME-BY-GAME STATISTICS

2008

MIAMI

Date	Opp.	RECEIVING					RUSHING				
		No.	Yds.	Avg.	LG	TD	No.	Yds.	Avg.	LG	TD
9/7	N.Y. JETS	8	84	10.5	17	1	0	0	0.0	--	0
9/14	@ Arizona	0	0	0.0	-	0	0	0	0.0	--	0
9/21	@ New England	3	66	22.0	24	1	0	0	0.0	--	0
10/5	SAN DIEGO	3	47	15.7	20	0	0	0	0.0	--	0
10/12	@ Houston	1	12	12.0	12	0	0	0	0.0	--	0
10/19	BALTIMORE	2	25	12.5	16	0	0	0	0.0	--	0
10/26	BUFFALO	2	17	8.5	15	1	0	0	0.0	--	0
11/2	@ Denver	2	37	18.5	24	0	0	0	0.0	--	0
11/9	SEATTLE	1	17	17.0	17	0	0	0	0.0	--	0
11/16	OAKLAND	0	0	0.0	-	0	0	0	0.0	--	0
11/23	NEW ENGLAND	0	0	0.0	-	0	0	0	0.0	--	0
11/30	@ St. Louis	1	7	7.0	7	0	0	0	0.0	--	0
12/7	@ Buffalo	3	36	12.0	20t	1	0	0	0.0	--	0
12/14	SAN FRANCISCO	2	20	10.0	12	0	0	0	0.0	--	0
12/21	@ Kansas City	3	47	15.7	19	2	0	0	0.0	--	0
12/28	@ N.Y. Jets	3	39	13.0	20t	1	0	0	0.0	--	0
TOTALS		34	454	13.4	24	7	0	0	0.0	--	0
1/4/09	BALTIMORE	0	0	0.0	-	0	0	0	0.0	--	0
PLAYOFF TOTALS		0	0	0.0	-	0	0	0	0.0	--	0

2007

DALLAS

Date	Opp.	RECEIVING					RUSHING				
		No.	Yds.	Avg.	LG	TD	No.	Yds.	Avg.	LG	TD
9/9	N.Y. GIANTS	0	0	0.0	-	0	0	0	0.0	--	0
9/16	@ Miami	1	12	12.0	12	0	0	0	0.0	--	0
9/23	@ Chicago	1	3	3.0	3	0	0	0	0.0	--	0
9/30	ST. LOUIS	1	14	14.0	14	0	0	0	0.0	--	0
10/8	@ Buffalo	1	2	2.0	2	0	0	0	0.0	--	0
10/14	NEW ENGLAND	1	26	26.0	26	0	0	0	0.0	--	0
10/21	MINNESOTA	2	14	7.0	10	0	0	0	0.0	--	0
11/4	@ Philadelphia	0	0	0.0	-	0	0	0	0.0	--	0
11/11	@ N.Y. Giants	1	9	9.0	9	0	0	0	0.0	--	0
11/18	WASHINGTON	0	0	0.0	-	0	0	0	0.0	--	0
11/22	N.Y. JETS	0	0	0.0	-	0	0	0	0.0	--	0
11/29	GREEN BAY	1	26	26.0	26t	1	0	0	0.0	--	0
12/9	@ Detroit	0	0	0.0	-	0	0	0	0.0	--	0
12/16	PHILADELPHIA	1	10	10.0	10	0	0	0	0.0	--	0
12/22	@ Carolina	1	12	12.0	12	0	0	0	0.0	--	0
12/30	@ Washington	3	15	5.0	9	0	0	0	0.0	--	0
TOTALS		14	143	10.2	26t	1	0	0	0.0	--	0
1/13/08	N.Y. GIANTS	1	5	5.0	-	5	0	0	0.0	--	0
PLAYOFF TOTALS		1	5	5.0	-	5	0	0	0.0	--	0

FASANO'S GAME-BY-GAME STATISTICS

2006

DALLAS

Date	Opp.	RECEIVING					RUSHING				
		No.	Yds.	Avg.	LG	TD	No.	Yds.	Avg.	LG	TD
9/10	@ Jacksonville	0	0	0.0	-	0	0	0	0.0	--	0
9/17	WASHINGTON	3	39	13.0	14	0	0	0	0.0	--	0
10/1	@ Tennessee	0	0	0.0	-	0	0	0	0.0	--	0
10/8	@ Philadelphia	0	0	0.0	-	0	0	0	0.0	--	0
10/15	HOUSTON	0	0	0.0	-	0	0	0	0.0	--	0
10/23	N.Y. GIANTS	2	16	8.0	9	0	0	0	0.0	--	0
10/29	@ Carolina	3	11	3.7	5	0	0	0	0.0	--	0
11/5	@ Washington	2	16	8.0	11	0	0	0	0.0	--	0
11/12	@ Arizona	0	0	0.0	-	0	0	0	0.0	--	0
11/19	INDIANAPOLIS	1	22	22.0	22	0	0	0	0.0	--	0
11/23	TAMPA BAY	1	9	9.0	9	0	0	0	0.0	--	0
12/3	@ N.Y. Giants	0	0	0.0	-	0	0	0	0.0	--	0
12/10	NEW ORLEANS	0	0	0.0	-	0	0	0	0.0	--	0
12/16	@ Atlanta	0	0	0.0	-	0	0	0	0.0	--	0
12/25	PHILADELPHIA	2	13	6.5	7	0					
12/31	DETROIT	0	0	0.0	-	0	0	0	0.0	--	0
TOTALS		14	126	14.1	22	0	0	0	0.0	--	0
1/6/07	@ Seattle	0	0	0.0	-	0	0	0	0.0	--	0
PLAYOFF TOTALS		0	0	0.0	-	0	0	0	0.0	--	0



BRANDON FLOWERS

CORNERBACK



24

5-9 • 187 • Born: 2/18/86
Delray Beach, Fla. • NFL Exp: 6 (6th with Chiefs)
GP/GS (Playoffs): 75/74 (1/1)
Acq: D2-08 • Virginia Tech

PRO CAREER:

- Cornerback enters sixth year with Chiefs in 2013.
- Joined the Chiefs as the club's second-round draft choice (35th overall) in 2008.
- Has seen action in 75 games (74 starts), recording 353 tackles (275 solo), 16 interceptions returned for 312 yards and three touchdowns, 90 passes defended, four forced fumbles, five fumble recoveries, 1.0 sack (-2.0 yards) and two QB pressures.

TRANSACTIONS: Signed with Kansas City (9/16/11) ... Signed with Kansas City (7/23/08) ... Originally entered the NFL with the Chiefs as a second-round pick (35th overall) in the 2008 NFL Draft.

2012: Started 15 games at left cornerback, recording 48 tackles (40 solo), including two tackles for loss, three interceptions, 13 passes defended, a sack (-2.0 yards), one fumble recovery for 64 yards and one QB pressure ... Was inactive for one contest with a foot injury ... Was inactive vs. Atlanta (9/9) with a foot injury ... Grabbed one solo tackle and one pass defended at Buffalo (9/16) ... Posted five tackles (four solo) and a pass defended at New Orleans (9/23) ... Produced three solo tackles, an interception of QB Philip Rivers, and two passes defended vs. San Diego (9/30) ... Generated two solo tackles, an interception of QB Joe Flacco and a pass defended vs. Baltimore (10/7) ... Grabbed three tackles (two solo) at Tampa Bay (10/14) ... Posted three solo tackles and two passes defended vs. Oakland (10/28) ... Produced one solo tackle at San Diego (11/1) ... Had two solo tackles at Pittsburgh (11/12) ... Grabbed five tackles (four solo) vs. Cincinnati (11/18) ... Posted four solo tackles, an interception (-2 yards) of QB Peyton Manning and a pass defended vs. Denver (11/25) ... Had two solo tackles vs. Carolina (12/2) before leaving the game with a hamstring injury ... Grabbed five tackles (four solo) and a pass defended at Cleveland (12/9) ... Posted five tackles (three solo) and a pass defended at Oakland (12/16) ... Had four solo tackles, including two for loss, a sack (-2.0 yards) of QB Andrew Luck, one pass defended and one QB pressure at Indianapolis (12/23) ... Posted three tackles (one solo), two passes defended, and a fumble recovery that he returned 64 yards at Denver (12/30).

2011: Started 16 contests at left cornerback, tallying 81 tackles (53 solo), including 3.0 for loss, four interceptions returned for 95 yards with a TD and 21 passes defended ... His four INTs

... tied for fourth in the AFC ... Tied a career-high with two interceptions at Oakland (10/23). Had one interception of QB Kyle Boller and one of QB Carson Palmer that he returned for a 58-yard touchdown.

2010: Started 15 games at left cornerback and was inactive for one contest ... Had 81 tackles (59 solo), 1.0 tackle for loss, 18 passes defended, two INTs for 33 yards with a TD and a forced fumble ... Returned an INT 33 yards for a TD at Cleveland (9/19) ... Was inactive with a hamstring injury at Seattle (11/28).

2009: Started 15 games at left cornerback and was inactive for one contest ... Tallied 65 tackles (58 solo) with 4.0 for loss, a career-high five interceptions for 38 yards and a team-high 28 passes defended ... His five interceptions tied for fifth in the AFC ... Added two forced fumbles and two fumble recoveries ... Was inactive with a shoulder injury at Baltimore (9/13) ... Tallied a career-high five passes defended and intercepted a pass in the end zone at Denver (1/3/10).

2008: Played in 14 games with 13 starts at right CB ... Was inactive for two contests ... Ranked fourth on the squad with 78 tackles (65 solo), including 3.0 for loss ... Returned two INTs for 118 yards, including a 91-yard TD ... Tied for the team lead with 10 passes defended, while adding one forced fumble and two fumble recoveries ... Named to the *Pro Football Weekly* All-Rookie Team ... Was one of four rookies in the NFL to record two or more INTs in a single game ... Joined teammate CB Brandon Carr, Washington S Chris Horton, Arizona CB Dominique Rodgers-Cromartie and Tampa Bay CB Aqib Talib as the only five rookies with four or more takeaways ... Made his first NFL start at New England (9/7), collecting six tackles ... Registered his first two INTs off QB Brett Favre at the N.Y. Jets (10/26). Tallied 118 return yards, including a 91-yard TD, the fifth-longest in Chiefs history and the longest since CB Kevin Ross had a 99-yard INT return at San Diego (9/6/92). His 118 INT yards were the second-highest single-game total in team history. It was the first two-INT performance by a member of the Chiefs since S Jarrad Page did it at Oakland (12/23/06) ... Was inactive at San Diego (11/9) and

HONOR ROLL

- *Pro Football Weekly All-Rookie Team (1) - 2008*

vs. New Orleans (11/16) ... Amassed a career-high 10 solo tackles and forced a fumble vs. San Diego (12/14).

COLLEGE: Saw action in 41 contests at Virginia Tech (28 starts) ... Tallied 158 tackles (99 solo) including 17.0 stops for a loss ... Intercepted 10 passes for 172 yards with two TDs ... Recorded 3.5 sacks (-28.0 yards), 32 passes defended, a fumble recovery and a forced fumble ... Started 14 games as a junior in 2007, recording 86 tackles (56 solo) and five INTs with a TD ... Totaled 51 tackles (29 solo), with 3.5 sacks (-28.0 yards), three INTs and 18 passes defended as a sophomore in 2006 ... Was named first-team All-America by the American Football Coaches Association while earning first-team All-Atlantic Coast Conference honors ... Saw action in 13 contests (one start) as a redshirt freshman in

2005 ... Posted 20 tackles (13 solo) with four passes defended and an INT ... Named first-team All-ACC and third-team All-America by the AP ... Competed in one game, notching a tackle and an interception return TD before being granted a medical redshirt in 2004 ... Entered the draft with a year of eligibility remaining ... Majored in Sociology.

PERSONAL:

- A prep standout at Atlantic High School in Delray Beach, Fla., where he led the team to a Class 5A regional title as a senior.
- Intercepted five passes and notched 3.0 sacks to earn first-team all-area and all-conference honors as a senior.
- Spent one season at Hargrave Military Academy in Chatham, Va., notching three interceptions.
- Related to former Chiefs CB Patrick Surtain through marriage.

FLOWERS' NFL STATISTICS															
Year	Team	TACKLES			SACKS		INTERCEPTIONS			FUMBLES					
		G-S	Solos	Asst. Total	No.	Yds.	No.	Yds.	LG TDs	PDs	FF	FR	Yds.		
2008	Kansas City	14-13	65	13	78	0.0	0.0	2	118	91t	1	10	1	2	32
2009	Kansas City	15-15	58	7	65	0.0	0.0	5	38	33	0	28	2	2	0
2010	Kansas City	15-15	59	22	81	0.0	0.0	2	33	33t	1	18	1	0	0
2011	Kansas City	16-16	53	28	81	0.0	0.0	4	95	58t	1	21	0	0	0
2012	Kansas City	15-15	40	8	48	1.0	2.0	3	28	29	0	13	0	1	64
Totals		75-74	275	78	353	1.0	2.0	16	312	91t	3	90	4	5	96

Additional Stats: Has three INT returns for TDs – a 91-yard return at the New York Jets (10/26/08), a 33-yard return at Cleveland (9/19/10) and a 58-yard return at Oakland (10/23/11).

POSTSEASON															
Year	Team	TACKLES			SACKS		INTERCEPTIONS			FUMBLES					
		G-S	Solos	Asst. Total	No.	Yds.	No.	Yds.	LG TDs	PDs	FF	FR	Yds.		
2010	Kansas City	1-1	3	2	5	0.0	0.0	0	0	--	0	2	0	0	0
Totals		1-1	3	2	5	0.0	0.0	0	0	--	0	2	0	0	0

SINGLE-GAME CAREER HIGHS

Tackles: 10 (10 solo) vs. San Diego (12/14/08)
Passes Defended: 5 at Denver (1/3/10)
Interceptions: 2 at N.Y. Jets (10/26/08) at Oakland (10/23/11)
INT Return Yards: 118 at N.Y. Jets (10/26/08)
Long INT Return: 91t at N.Y. Jets (10/26/08)
Forced Fumble: 1, four times, last vs. Buffalo (10/31/10)
Fumble Recovery: 1, five times, last at Denver (12/30/12)
Sacks: 1.0 vs. Indianapolis (12/23/12)
QB Pressures: 1 vs. Indianapolis (12/23/12)
Tackles for Loss: 2, @ Detroit (9/18/11), vs. Indianapolis (12/23/12)

CHIEFS RECORD BOOK INT RETURN YARDS, GAME	
1.	121 Lloyd Burruss vs. SD (10/19/86)
2.	118 Brandon Flowers . . @ NYJ (10/26/08)
3.	108 Bobby Ply vs. SD (12/16/62)
4.	105 Derrick Johnson @ DEN (1/3/10)
5.	102 Gary Barbaro vs. SEA (12/11/77)

CHIEFS RECORD BOOK LONGEST INT RETURN	
1.	102 Gary Barbaro vs. SEA (12/11/77)
2.	100 Tim Collier @ OAK (12/18/77)
3.	99 Dave Grayson vs. NYT (12/17/61)
	Kevin Ross @ SD (9/6/82)
5.	94 Andy Studebaker . . . vs. PIT (11/22/09)
6.	91 Brandon Flowers . . @ NYJ (10/26/08)

FLOWERS' INTERCEPTION RETURN TOUCHDOWNS (3)

Date	Opponent	Quarterback	Yds	Result
10/26/08	@ N.Y. Jets	Brett Favre	91	L 24-28
9/19/10	@ Cleveland	Seneca Wallace	33	W 16-14
10/23/11	@ Oakland	Carson Palmer	58	W 28-0

FLOWERS' MULTI-INTERCEPTION GAMES (2)

Date	Opponent	Quarterback(s)	No.	Yds	Result
10/26/08	@ N.Y. Jets	Brett Favre	2	118	L 24-28
10/23/11	@ Oakland	Kyle Boller/Carson Palmer	2	52	W 28-0

FLOWERS' GAME-BY-GAME STATISTICS

2012

CHIEFS

Date	Opp.	Tkl	Ast	Tot	TFL	Sck	INT	FR	FF	PR	PD
9/9	ATLANTA	<i>Inactive/Foot</i>									
9/16	@ Buffalo	1	0	1	0	0.0	0-0	0	0	0	1
9/23	@ New Orleans	4	1	5	0	0.0	0-0	0	0	0	1
9/30	SAN DIEGO	3	0	3	0	0.0	1-1	0	0	0	2
10/7	BALTIMORE	2	0	2	0	0.0	1-29	0	0	0	1
10/14	@ Tampa Bay	2	1	3	0	0.0	0-0	0	0	0	0
10/28	OAKLAND	3	0	3	0	0.0	0-0	0	0	0	2
11/1	@ San Diego	1	0	1	0	0.0	0-0	0	0	0	0
11/12	@ Pittsburgh	2	0	2	0	0.0	0-0	0	0	0	0
11/18	CINCINNATI	4	1	5	0	0.0	0-0	0	0	0	0
11/25	DENVER	4	0	4	0	0.0	1-(-2)	0	0	0	1
12/2	CAROLINA	2	0	2	0	0.0	0-0	0	0	0	0
12/9	@ Cleveland	4	1	5	0	0.0	0-0	0	0	0	1
12/16	@ Oakland	3	2	5	0	0.0	0-0	0	0	0	1
12/23	INDIANAPOLIS	4	0	4	2	1.0	0-0	0	0	1	1
12/30	@ Denver	1	2	3	0	0.0	0-0	1	0	0	2
TOTALS		40	8	48	2	1.0	3-28	1	0	1	13

2011

CHIEFS

Date	Opp.	Tkl	Ast	Tot	TFL	Sck	INT	FR	FF	PR	PD
9/11	BUFFALO	2	0	2	0	0.0	1-0	0	0	0	2
9/18	@ Detroit	7	1	8	2	0.0	0-0	0	0	0	3
9/25	@ San Diego	6	2	8	0	0.0	1-43	0	0	0	0
10/2	MINNESOTA	4	2	6	0	0.0	0-0	0	0	0	2
10/9	@ Indianapolis	2	3	5	0	0.0	0-0	0	0	0	0
10/23	@ Oakland	3	2	5	0	0.0	2-52	0	0	0	4
10/31	SAN DIEGO	4	2	6	0	0.0	0-0	0	0	0	4
11/6	MIAMI	6	2	8	0	0.0	0-0	0	0	0	0
11/13	DENVER	4	5	9	1	0.0	0-0	0	0	0	1
11/21	@ New England	1	2	3	0	0.0	0-0	0	0	0	0
11/27	PITTSBURGH	2	1	3	0	0.0	0-0	0	0	0	2
12/4	@ Chicago	3	1	4	0	0.0	0-0	0	0	0	0
12/11	@ N.Y. Jets	2	3	5	0	0.0	0-0	0	0	0	2
12/18	GREEN BAY	2	0	2	0	0.0	0-0	0	0	0	0
12/24	OAKLAND	2	1	3	0	0.0	0-0	0	0	0	0
1/1/12	@ Denver	3	1	4	0	0.0	0-0	0	0	0	1
TOTALS		53	28	81	3	0.0	4-95	0	0	0	21

FLOWERS' GAME-BY-GAME STATISTICS

2010

CHIEFS

Date	Opp.	Tkl	Ast	Tot	TFL	Sck	INT	FR	FF	PR	PD
9/13	SAN DIEGO	4	2	6	0	0.0	0-0	0	0	0	2
9/19	@ Cleveland	4	0	4	0	0.0	1-33t	0	0	0	1
9/26	SAN FRANCISCO	2	1	3	0	0.0	1-0	0	0	0	4
10/10	@ Indianapolis	4	2	6	0	0.0	0-0	0	0	0	1
10/17	@ Houston	5	2	7	0	0.0	0-0	0	0	0	2
10/24	JACKSONVILLE	3	1	4	0	0.0	0-0	0	0	0	0
10/31	BUFFALO	5	2	7	1	0.0	0-0	0	1	0	0
11/7	@ Oakland	7	1	8	0	0.0	0-0	0	0	0	2
11/14	@ Denver	2	2	4	0	0.0	0-0	0	0	0	2
11/21	ARIZONA	5	2	7	0	0.0	0-0	0	0	0	2
11/28	@ Seattle						<i>Inactive/Hamstring</i>				
12/5	DENVER	2	1	3	0	0.0	0-0	0	0	0	0
12/12	@ San Diego	2	2	4	0	0.0	0-0	0	0	0	0
12/19	@ St. Louis	3	1	4	0	0.0	0-0	0	0	0	1
12/26	TENNESSEE	7	1	8	0	0.0	0-0	0	0	0	1
1/2/11	OAKLAND	4	2	6	0	0.0	0-0	0	0	0	0
TOTALS		59	22	81	1	0.0	2-33	0	1	0	18
1/9/11	BALTIMORE	3	2	5	0	0.0	0-0	0	0	0	2
PLAYOFF TOTALS		3	2	5	0	0.0	0-0	0	0	0	2

2009

CHIEFS

Date	Opp.	Tkl	Ast	Tot	TFL	Sck	INT	FR	FF	PR	PD
9/13	@ Baltimore						<i>Inactive/Shoulder</i>				
9/20	OAKLAND	2	0	2	0	0.0	0-0	0	0	0	2
9/27	@ Philadelphia	6	1	7	0	0.0	0-0	0	0	0	1
10/4	N.Y. GIANTS	4	1	5	0	0.0	1-5	0	0	0	3
10/11	DALLAS	2	0	2	0	0.0	0-0	0	0	0	0
10/18	@ Washington	2	0	2	0	0.0	1-33	0	0	0	2
10/25	SAN DIEGO	3	0	3	1	0.0	0-0	0	0	0	2
11/8	@ Jacksonville	5	0	5	1	0.0	0-0	0	0	0	1
11/15	@ Oakland	5	0	5	0	0.0	0-0	0	0	0	3
11/22	PITTSBURGH	5	1	6	0	0.0	0-0	1	1	0	0
11/29	@ San Diego	5	0	5	1	0.0	0-0	1	1	0	2
12/6	DENVER	4	1	5	1	0.0	0-0	0	0	0	1
12/13	BUFFALO	3	3	6	0	0.0	1-0	0	0	0	2
12/20	CLEVELAND	3	0	3	0	0.0	1-0	0	0	0	2
12/27	@ Cincinnati	5	0	5	0	0.0	0-0	0	0	0	2
1/3/10	@ Denver	4	0	4	0	0.0	1-0	0	0	0	5
TOTALS		58	7	65	4	0.0	5-38	2	2	0	28

2008

CHIEFS

Date	Opp.	Tkl	Ast	Tot	TFL	Sck	INT	FR	FF	PR	PD
9/7	@ New England	4	2	6	0	0.0	0-0	0	0	0	0
9/14	OAKLAND	3	0	3	0	0.0	0-0	0	0	0	0
9/21	@ Atlanta	2	2	4	0	0.0	0-0	0	0	0	0
9/28	DENVER	7	0	7	0	0.0	0-0	1	0	0	2
10/5	@ Carolina	4	2	6	0	0.0	0-0	0	0	0	1
10/19	TENNESSEE	2	0	2	0	0.0	0-0	0	0	0	0
10/26	@ N.Y. Jets	5	2	7	0	0.0	2-118	0	0	0	2
11/2	TAMPA BAY	2	3	5	0	0.0	0-0	0	0	0	0
11/9	@ San Diego						<i>Inactive/Shoulder</i>				
11/16	NEW ORLEANS						<i>Inactive/Shoulder</i>				
11/23	BUFFALO	2	2	4	0	0.0	0-0	0	0	0	0
11/30	@ Oakland	4	0	4	0	0.0	0-0	1	0	0	1
12/7	@ Denver	8	0	9	1	0.0	0-0	0	0	0	1
12/14	SAN DIEGO	10	0	10	1	0.0	0-0	0	1	0	0
12/21	MIAMI	7	0	7	1	0.0	0-0	0	0	0	1
12/28	@ Cincinnati	4	0	4	0	0.0	0-0	0	0	0	2
TOTALS		64	13	78	3	0.0	2-118	2	1	0	10



**THOMAS
GAFFORD**
LONG SNAPPER



6-2 • 250 • Born: 1/29/83
Friendswood, Texas • NFL Exp: 6 (6th with Chiefs)
GP/GS (Playoffs): 73/0 (1/0)
Acq: FA-13 • Houston

PRO CAREER:

- Long snapper enters his fifth season with the Chiefs in 2012.
- Previously spent time in training camp with Green Bay, Seattle and Chicago prior to coming to Kansas City.
- Has appeared in 73 career games with 15 special teams tackles and one fumble recovery on punt coverage.

TRANSACTIONS: Signed with Kansas City (3/20/13) ... Signed with Kansas City (8/13/09) ... Released by Kansas City (6/19/09) ... Signed with Kansas City (10/29/08) ... Released by Chicago (8/31/08) ... Signed with Chicago (8/19/08) ... Released by Green Bay (8/4/08) ... Signed with Green Bay (3/5/08) ... Released by Seattle (6/20/07) ... Signed with Seattle (1/17/07) ... Released by Green Bay (8/29/06) ... Signed with Green Bay (1/5/06).

2012: Played in 16 games as the team's long snapper, recording one special teams tackle.

2011: Appeared in 16 games as the team's long snapper ... Had four special teams stops.

2010: Played in 16 games as the club's long snapper ... Had six special teams tackles and one fumble recovery ... Recovered a fumble on punt coverage vs. Jacksonville (10/24).

2009: Served as the club's long snapper in 16 games ... Had four special teams tackles.

2008: Appeared in nine contests as the club's long snapper ... Was signed on Oct. 29 ... Made his NFL debut vs. Tampa Bay (11/2).

COLLEGE:

A four-year letterman at Houston, played in 47 games as the Cougars long snapper ... Saw duty in all 11 games as a senior in 2004, recording two special teams tackles ... Appeared in 13 contests as a junior in 2003, producing nine special teams tackles and one forced fumble ... Saw action in 12 games as a sophomore in 2002, notching five special teams tackles and a fumble recovery ... Played in all 11 games as a true freshman in 2001 ... Majored in Sports Administration.

PERSONAL:

- Earned three varsity letters in football and one in baseball at Clear Brook High School in Friendswood, Texas.
- Played wide receiver, quarterback, tight end and strong safety as a prep.
- Named the team MVP and the Receiver of the Year as a senior.
- Has helped out with tornado relief efforts in Iowa and hurricane relief efforts in Louisiana.
- Serves as a youth minister at Sagemont Church in Houston, Texas.
- Married; Wife, Jennifer.

GAMES PLAYED/GAMES STARTED

2008 (9/0), 2009 (16/0), 2010 (16/0), 2011 (16/0), 2012 (16/0) — 73/0. **PLAYOFFS:** 2010 (1/0) — 1/0.



**CYRUS
GRAY**
RUNNING BACK



32

5-10 • 206 • Born: 11/18/89
DeSoto, Texas • NFL Exp: 2 (2nd with Chiefs)
GP/GS (Playoffs): 10/0 (0/0)
Acq: D6-12 • Texas A&M

PRO CAREER:

- Second-year running back joined Kansas City as its sixth-round selection (182nd overall) in the 2012 NFL Draft.
- Saw his initial NFL action on special teams at New Orleans (9/23/12).

TRANSACTIONS: Signed with Kansas City (5/11/12) ... Originally entered the NFL as the Chiefs sixth-round pick (182nd overall) of the 2012 NFL Draft.

2012: Played in 10 games on special teams and four on offense, recording seven rushes for 44 yards (6.3 avg.), two receptions for 18 yards and three special teams tackles ... Was inactive for six contests ... Was inactive vs. Atlanta (9/9) and at Buffalo (9/16) ... Appeared on special teams at New Orleans (9/23) ... Had one carry for 15 yards and one kickoff return for 33 yards vs. San Diego (9/30) ... Posted four carries for 20 yards (5.0 avg.), caught one pass for 12 yards and had one special teams tackle vs. Baltimore (10/7) ... Had one special teams tackle at Tampa Bay (10/14) ... Played on special teams vs. Oakland (10/28) and at San Diego (11/1) ... Was inactive at Pittsburgh (11/12), vs. Cincinnati (11/18) and vs. Denver (11/25) ... Caught one pass for six yards and had one special teams tackle vs. Carolina (12/2) ... Saw action on special teams at Cleveland (12/9) before leaving the game with a stinger ... Was inactive at Oakland (12/16) with a shoulder/neck injury ... Played on special teams vs. Indianapolis (12/23) ... Had two carries for nine yards (4.5 avg.) at Denver (12/30).

COLLEGE: 2011: Played in 11 games (five starts) ... Led the team in rushing with 1,045 yards on 198 carries (5.3 avg.) with 12 TDs ... Finished fourth on the squad with 31 receptions for 239 yards (7.7 avg.) and three TDs ... Named second-team All-Big 12 Conference, ranking fourth in the league with an average of 127.3 all-purpose yards per game, and fourth with a rushing average of 95.0 yards per contest.

2010: Played in 13 games (seven starts), earning All-Big 12 Conference honorable mention accolades and led the team with 200 carries for 1,133 yards (5.7 avg.) with 12 scores ... Had a

career-high 34 receptions for 251 yards (7.4 avg.) and a TD... Completed his first collegiate pass attempt for a 14-yard touchdown vs. LSU in the Cotton Bowl ... Ranked fifth in the league with a 24.8-yard average on 17 kickoff returns totaling 422 yards ... Recorded two solo tackles.

2009: Played in 13 games (nine starts) ... Finished second on the team with 757 yards and five touchdowns on 159 carries (4.8 avg.) ... Snagged 28 passes for 226 yards (8.1 avg.) and two scores ... Logged 642 kickoff return yards on 27 carries (23.8 avg.) including a 99-yard touchdown return ... Helped the team rank fifth in the nation in total offense (465.8 avg.), as he piled up 1,625 all-purpose yards (125.0 avg.) ... Received All-Big 12 Conference honorable mention honors.

2008: Played in 12 games (eight starts) earning second-team All-Big 12 Conference honors from the San Antonio Express-News ... Played running back, slot receiver and quarterback ... Carried the ball 75 times for 363 yards (4.8 avg.) and had 10 receptions for 60 yards (6.0 avg.) ... Set a Texas A&M record with 1,169 kickoff return yards on 49 attempts (23.9 avg.), including a 98-yard return for a touchdown ... Led the team and set a school freshman record with 1,592 all-purpose yards ... Majored in Agriculture Leadership and Development.

PERSONAL:

- Prepped at DeSoto (Texas) High School, earning honorable mention Class 5A All-State quarterback by the Associated Press and the Texas Sports Writer's Association in 2007, rushing for 1,975 yards and 28 touchdowns.
- Named to The Dallas Morning News first-team all-area unit.
- Member of Dave Campbell's Texas Football Super Team.
- Named to the Texas Sports Writer's Association All-State second team as a kick returner and third team as a running back in 2006.
- Ran for 1,482 yards and 31 touchdowns while also hauling in 38 passes for 436 yards and two more scores as a junior.

GRAY'S NFL STATISTICS

Year	Team	G-S	RUSHING					RECEIVING				
			No.	Yds.	Avg.	LG	TD	No.	Yds.	Avg.	LG	TD
2012	Kansas City	10-0	7	44	6.3	15	0	2	18	9.0	12	0
Totals		10-0	7	44	6.3	15	0	2	18	9.0	12	0

Additional Stats: Has one kickoff return for 33 yards. Has three special teams tackles in 2012.

GRAY'S GAME-BY-GAME STATISTICS

2012 CHIEFS		RUSHING					RECEIVING				
Date	Opp.	No.	Yds.	Avg.	LG	TD	No.	Yds.	Avg.	LG	TD
9/9	ATLANTA					<i>Inactive</i>					
9/16	@ Buffalo					<i>Inactive</i>					
9/23	@ New Orleans	0	0	0.0	--	0	0	0	0.0	--	0
9/30	SAN DIEGO	1	15	15.0	15	0	0	0	0.0	--	0
10/7	BALTIMORE	4	20	5.0	11	0	1	12	12.0	12	0
10/14	@ Tampa Bay	0	0	0.0	--	0	0	0	0.0	--	0
10/28	OAKLAND	0	0	0.0	--	0	0	0	0.0	--	0
11/1	@ San Diego	0	0	0.0	--	0	0	0	0.0	--	0
11/12	@ Pittsburgh					<i>Inactive</i>					
11/18	CINCINNATI					<i>Inactive</i>					
11/25	DENVER					<i>Inactive</i>					
12/2	CAROLINA	0	0	0.0	--	0	1	6	6.0	6	0
12/9	@ Cleveland	0	0	0.0	--	0	0	0	0.0	--	0
12/16	@ Oakland					<i>Inactive/Shoulder, Neck</i>					
12/23	INDIANAPOLIS	0	0	0.0	--	0	0	0	3.0	--	0
12/30	@ Denver	2	9	4.5	6	0	0	0	0.0	--	0
TOTALS		7	44	6.3	15	0	2	18	9.0	12	0



TAMBA HALI LINEBACKER



91

6-3 • 275 • Born: 11/3/83
Teaneck, N.J. • NFL Exp: 8 (8th with Chiefs)
GP/GS (Playoffs): 110/110 (2/2)
Acq: D1-06 • Penn State

PRO CAREER:

- Outside linebacker enters his eighth season with Kansas City in 2013.
- Originally joined the Chiefs as the club's first-round pick (20th overall) in 2006.
- Spent his first three seasons as a defensive end before moving to an outside linebacker post in Kansas City's 3-4 defensive alignment in 2009.
- Has missed only two games since joining the club, starting 110 regular season contests (63 games at outside linebacker and 47 contests at defensive end).
- Has recorded 24 career forced fumbles, ranking third in team history behind LB Derrick Thomas (45) and DE Neil Smith (29).
- Owns 62.5 sacks to rank fourth in team history behind Thomas (126.5), Smith (86.5) and DE Art Still (73.0).
- Earned back-to-back Pro Bowl selections following the 2011 and 2012 seasons.
- Was the recipient of the Chiefs prestigious Mack Lee Hill Award in 2006, an honor bestowed on Kansas City's top rookie or first-year player.
- Escaped from the war-torn African nation of Liberia when he was 10 years old, joining his father Henry, who was a chemistry and physics teacher in the United States.
- Led the AFC and finished second in the NFL with 14.5 sacks in 2010.
- Has started 110 career regular season contests, owning 430 tackles (328 solo), 62.5 sacks (-395.0 yards), 24 forced fumbles, four fumble recoveries, 104 QB pressures, one interception and 11 passes defended.
- Has also started two playoff games, recording 13 tackles (10 solo), 2.0 sacks (-8.0 yards), two QB pressures, one forced fumble, one fumble recovery and one pass defended.

TRANSACTIONS: Signed with Kansas City (8/4/11) ... Signed with Kansas City (7/28/06) ... Originally entered the NFL as the Chiefs first-round pick (20th overall) in the 2006 NFL Draft.

2012: Started 15 contests at left outside linebacker, recording 51 tackles (43 solo), including 13 for loss, 9.0 sacks (-57.0 yards), one forced fumble, 14 QB pressures and two passes defended ... Was on the NFL Reserve/Suspended List for one contest ... Was on the NFL Reserve/Suspended List vs. Atlanta (9/9) ... Produced four tackles (three solo), including one for loss at Buffalo (9/16) ... Posted one QB pressure at New Orleans (9/23) ... Collected five solo tackles, including two for loss, a sack of QB Philip Rivers (-10.0 yards) and a QB

pressure vs. San Diego (9/30) ... Grabbed six solo tackles, including two for loss, 2.0 sacks of QB Joe Flacco and three QB pressures vs. Baltimore (10/7). It was the 13th multi-sack game of his career ... Produced two solo tackles and a sack-and-strip (-10.0 yards) of QB Josh Freeman at Tampa Bay (10/14) ... Grabbed two solo tackles and a QB pressure vs. Oakland (10/28) ... Recorded nine tackles (six solo), including one for loss, a sack (-4.0 yards) of QB Philip Rivers, and a QB pressure at San Diego (11/1) ... Had two tackles (one solo), a QB pressure and a pass defended at Pittsburgh (11/12) ... Posted five tackles (four solo), including two for loss, a sack (-6.0 yards) of QB Andy Dalton and a QB pressure vs. Cincinnati (11/18) ... Grabbed three solo tackles vs. Denver (11/25) ... Had three solo tackles, including one for loss and two QB pressures vs. Carolina (12/2) ... Grabbed four tackles (two solo), including two for loss, 2.0 sacks (-13.0 yards) of QB Brandon Weeden, two QB pressures and one pass defended at Cleveland (12/9) ... Posted two solo tackles, including one for loss, at Oakland (12/16) ... Tallied two solo tackles, including one for loss, a sack (-5.0 yards) of QB Andrew Luck and a QB pressure vs. Indianapolis (12/23) ... Grabbed two solo tackles at Denver (12/30).

2011: Started 16 games at right outside linebacker ... Was named to his first Pro Bowl, joining with LB Derrick Johnson to become the first pair of linebackers in team history selected to the Pro Bowl in the same season since LBs Bobby Bell and Willie Lanier following the '72 season ... Recorded a career-best 83 tackles (68 solo), including 12.0 for loss and 12.0 sacks (-80.0 yards) ... His 12.0 sacks were second in the AFC and eighth in the NFL ... Also had a career-high 32 QB pressures and four forced fumbles ... Posted a career-high seven QB pressures at Oakland (10/23) ... Tied a career high with 3.0 sacks (-13.0 yards) vs. Green Bay (12/18). Also forced a Rodgers fumble and registered two QB pressures.

2010: Started 16 games at ROLB ... Was selected to the Pro Bowl as an injury replacement, but did not attend ... Had 50 tackles (31 solo), 6.5 tackles for loss, a career-high 14.5 sacks (-91.5 yards) and a team-high 19 QB pressures ... Also had four forced fumbles, two fumble recoveries and two passes defended ... Led the AFC and was second in the NFL with 14.5 sacks ... His four forced fumbles tied for fourth in the AFC and tied for ninth in the NFL ... Tied a career high with 3.0 sacks (-15.0 yards) vs. San Francisco (9/26) to earn AFC Defensive Player of the Week accolades. Also forced a fumble and had three QB pressures ... Recorded eight tackles, 2.0 sacks,

pressures ... Recorded eight tackles, 2.0 sacks, two QB pressures and one pass defended in an AFC Wild Card Game vs. Baltimore (1/9/11). Also forced and recovered a fumble. His 2.0 sacks tied for the second-highest postseason game total in team history. Became the first member of the Chiefs to produce a sack and a fumble recovery in the same playoff game since DE Neil Smith at San Diego (1/2/93).

2009: Started 16 games at ROLB ... Had 66 tackles (35 solo) with 2.0 for loss, 15 QB pressures and a team-high four forced fumbles ... Named to the *USA Today* All-Joe Team ... His 8.5 sacks (-45.5 yards) were first on the team and 10th in the AFC ... His four forced fumbles tied for fourth in the AFC ... Was one of four Chiefs players to start all 16 games ... Tied a career high with 10 tackles (five solo) and established a career high with 3.0 sacks (-12.0 yards) vs. Denver (12/6). Tied a career high with two forced fumbles, giving him 15 career forced fumbles for the third-highest total in Chiefs history.

2008: Started 15 games, opening the season's first six contests at right defensive end before starting nine of the season's final 10 games at left defensive end ... Was inactive for one contest ... Totaled 55 tackles (44 solo), 3.0 sacks (-23.0 yards), eight QB pressures, three forced fumbles, one fumble recovery and one pass defended ... Was inactive vs. New Orleans (11/16) with an ankle injury, snapping a streak of 41 consecutive starts.

2007: Started 16 games at left defensive end ... Recorded 60 tackles (52 solo) with 3.0 for loss, 7.5 sacks (-50.0 yards) and 12 QB pressures ... Also had three passes defended and two forced fumbles ... Amassed 10 tackles and 1.0 sack at the New York Jets (12/30).

2006: Started 16 games at left defensive end ... Had 65 tackles (55 solo), 1.0 tackle for loss, four QB pressures, an INT, three passes defended, six forced fumbles and a fumble recovery ... Recorded a team-high 8.0 sacks (-48.0 yards) ... Named the club's Mack Lee Hill Award winner ... Became the first rookie DE in Chiefs history to start every game since DEs Art Still and Sylvester Hicks both accomplished the feat in '78 ... His 8.0 sacks were the third-highest total by a rookie in Chiefs history and ranked fourth among NFL rookies ... Was third in the NFL with a team-high six forced fumbles ... His six forced fumbles were the most by a rookie in Chiefs history and tied for the third-highest single-season total in Chiefs history ... Amassed a career-high 10 tackles and forced two fumbles

at Pittsburgh (10/15) ... Registered first career interception at San Diego (12/17) ... Started in an AFC Wild Card Game at Indianapolis (1/6/09), recorded five tackles (four solo).

COLLEGE: Saw duty in 47 games (34 starts) at Penn State ... Recorded 179 tackles (84 solo), 36.0 stops for loss and 14.0 sacks (-87.0 yards) ... Also had three QB pressures, six passes defended, one fumble recovery, two forced fumbles and an interception for five yards ... Opened all 12 games at defensive end as a senior in 2005 ... Totaled 65 tackles (27 solo), 17.0 tackles for loss and a team-high 11.0 sacks (-79.0 yards) ... Also had two QB pressures, four passes defended and a forced fumble ... Was a consensus All-America selection and was named first-team All-Big Ten ... Named the Big Ten Defensive Lineman of the Year ... His 11.0 sacks led the conference and ranked eighth in the NCAA ... Recorded nine tackles and tied a school single-game record with 4.0 sacks vs. Wisconsin ... Started all 11 games at defensive end as a junior in 2004 ... Totaled 51 tackles (29 solo), 12.0 stops for loss and 2.0 sacks (-17.0 yards) ... Earned second-team All-Big Ten honors ... Appeared in 12 games, starting 11 games at defensive tackle in 2003 as a sophomore ... Tallied 53 tackles (23 solo), including 6.0 tackles for loss, a sack, a fumble recovery and one pass defended ... Played in 12 games, recording 10 tackles (five solo) in 2002 ... Graduated with a degree in Journalism.

PERSONAL:

- Was a nominee for the 2001 New Jersey Gatorade Player of the Year for Teaneck High School in Teaneck, N.J.
- Collected 64 solo tackles, including 23.0 stops for loss and 8.0 sacks as a senior.
- Recorded 45 solo tackles, 24.0 stops for loss and 12.0 sacks his junior campaign.
- Also played basketball during prep career.
- Spends much of his free time writing and recording music and has a recording studio in his basement.
- Grew up playing street soccer in Liberia.
- Has a daughter, Sia (2).

HONOR ROLL

- *Pro Bowl* (2) - 2011, 2012
- *USA Today All-Joe Team* (1) - 2009
- *Mack Lee Hill Award* - 2006

HALI'S NFL STATISTICS

Year	Team	TACKLES			SACKS		INTS			FUMBLES			QB	
		G-S	Solos	Asst.	Total	No.	Yds.	No.	Yds.	PDs	FF	FR	Yds.	Press.
2006	Kansas City	16-16	55	10	65	8.0	48.0	1	-9	3	6	1	0	4
2007	Kansas City	16-16	52	8	60	7.5	50.0	0	0	3	2	0	0	12
2008	Kansas City	15-15	44	11	55	3.0	23.0	0	0	1	3	1	0	8
2009	Kansas City	16-16	35	31	66	8.5	45.5	0	0	0	4	0	0	15
2010	Kansas City	16-16	31	19	50	14.5	91.5	0	0	2	4	2	0	19
2011	Kansas City	16-16	68	15	83	12.0	80.0	0	0	0	4	0	0	32
2012	Kansas City	15-15	43	8	51	9.0	57.0	0	0	2	1	0	0	14
Totals		110-110	326	102	428	62.5	395.0	1	-9	11	24	4	0	104

POSTSEASON

Year	Team	TACKLES			SACKS		INTS			FUMBLES			QB	
		G-S	Solos	Asst.	Total	No.	Yds.	No.	Yds.	PDs	FF	FR	Yds.	Press.
2006	Kansas City	1-1	4	1	5	0.0	0.0	0	0	0	0	0	0	0
2010	Kansas City	1-1	6	2	8	2.0	8.0	0	0	1	1	1	0	2
Totals		2-2	10	3	13	2.0	8.0	0	0	1	1	1	0	2

SINGLE-GAME CAREER HIGHS

Tackles: 10 (nine solo) at Pittsburgh (10/15/06)
(nine solo) at N.Y. Jets (12/30/07)
(five solo) vs. Denver (12/6/09)

Forced Fumbles: 2 at Pittsburgh (10/15/06)
vs. San Diego (12/14/08)
vs. Denver (12/6/09)

Sacks: 3.0 vs. Denver (12/6/09)
vs. San Francisco (9/26/10)
vs. Green Bay (12/18/11)

Fumble Recoveries: 1 vs. San Diego (10/22/06)
vs. San Diego (12/14/08)
at Seattle (11/28/10)
vs. Denver (12/5/10)

QB Pressures: 7 at Oakland (10/23/11)

Interceptions: 1 at San Diego (12/17/06)

Streaks and Milestones: Is third in Chiefs history with 23 career forced fumbles, trailing only LB Derrick Thomas (45) and DE Neil Smith (29). Has 53.5 career sacks to rank fourth in team history, trailing LB Derrick Thomas (126.5), DE Neil Smith (86.5) and DE Art Still (73.0).

HALI'S FORCED FUMBLES (24)

Date	Opponent	Player	Result
10/1/06	San Francisco	QB Alex Smith	W 41-0
10/8/06	@ Arizona	TE Adam Bergen	W 23-20
10/15/06	@ Pittsburgh	RB Willie Parker	L 7-45
		RB Willie Parker	
11/23/06	Denver	QB Jake Plummer	W 19-10
12/23/06	@ Oakland	QB Andrew Walter	W 20-9
11/4/07	Green Bay	QB Brett Favre	L 22-33
11/18/07	@ Indianapolis	QB Peyton Manning	L 10-13
11/2/08	Tampa Bay	RB Earnest Graham	L 27-30 OT
12/14/08	San Diego	QB Philip Rivers	L 21-22
		QB Philip Rivers	
9/13/09	@ Baltimore	QB Joe Flacco	L 24-38
10/4/09	N.Y. Giants	QB Eli Manning	L 16-27
12/6/09	Denver	QB Kyle Orton	L 13-44
		QB Kyle Orton	
9/26/10	San Francisco	QB Alex Smith	W 31-10
10/10/10	@ Indianapolis	QB Peyton Manning	L 9-19
12/5/10	Denver	QB Kyle Orton	W 10-6
12/12/10	@ San Diego	QB Philip Rivers	L 0-31
10/31/11	San Diego	QB Philip Rivers	W 23-20 OT
11/27/11	Pittsburgh	RB Melville Moore	L 9-13
12/11/11	@ N.Y. Jets	QB Mark Sanchez	L 10-37
12/18/11	Green Bay	QB Aaron Rodgers	W 19-14
10/14/12	@ Tampa Bay	QB Josh Freeman	L 10-38

HALI'S MULTI-SACK GAMES (14)

No.	Yards	Quarterback	Opponent (Date)	Result
3.0	-12.0	Kyle Orton	vs. Denver (12/6/09)	L 13-44
3.0	-15.0	Alex Smith	vs. San Francisco (9/26/10)	W 31-10
3.0	-13.0	Aaron Rodgers	vs. Green Bay (12/18/11)	W 19-14
2.5	-13.5	Kyle Boller/Jason Campbell	vs. Oakland (1/2/11)	L 10-31
2.0	-15.0	Kelly Holcomb	vs. Minnesota (9/23/07)	W 13-10
2.0	-18.0	Philip Rivers	vs. San Diego (12/14/08)	L 21-22
2.0	-14.0	Kyle Orton	vs. Denver (12/5/10)	W 10-6
2.0	-12.0	Donovan McNabb	vs. Minnesota (10/2/11)	W 22-17
2.0	-17.0	Philip Rivers	vs. San Diego (10/31/11)	W 23-20 OT
2.0	-9.0	Joe Flacco	vs. Baltimore (10/7/12)	L 6-9
2.0	-13.0	Brandon Weeden	at Cleveland (12/9/12)	L 7-30
1.5	-7.5	Alex Smith	vs. San Francisco (10/1/06)	W 41-0
1.5	-6.5	Jake Plummer	vs. Denver (11/23/06)	W 19-10
1.5	-16.5	Ryan Fitzpatrick	vs. Buffalo (10/31/10)	W 13-10 OT

CHIEFS RECORD BOOK MOST SACKS, CAREER

1.	126.5	Derrick Thomas	1989-99
2.	86.5	Neil Smith	1988-96
3.	73.0	Art Still	1978-87
4.	62.5	Tamba Hali	2006-12
5.	51.0	Mike Bell	1979-85, '87-91

CHIEFS RECORD BOOK MOST SACKS, POSTSEASON, GAME

1.	3.0	Aaron Brown	at OAK (1/4/70)
2.	2.0	Neil Smith	vs. PIT (1/8/94)
		Albert Lewis	at HOU (1/16/94)
		Joe Phillips	at HOU (1/16/94)
		Derrick Thomas	at HOU (1/16/94)
		Bennie Thompson	at HOU (1/16/94)
		Tamba Hali	vs. BAL (1/9/11)

CHIEFS RECORD BOOK MOST SACKS, SEASON

1.	20.0	Derrick Thomas	1990
2.	15.5	Jared Allen	2007
3.	15.0	Neil Smith	1993
4.	14.5	Art Still	1980
		Art Still	1984
		Neil Smith	1992
		Tamba Hali	2010

CHIEFS RECORD BOOK FORCED FUMBLES, CAREER

1.	45	Derrick Thomas	1989-99
2.	29	Neil Smith	1988-96
3.	24	Tamba Hali	2006-12
4.	15	Derrick Johnson	2005-10
5.	13	Kevin Ross	1984-93, '97
		Jared Allen	2004-07

CHIEFS RECORD BOOK MOST SACKS, CONSECUTIVE SEASONS

1.	33.5	Derrick Thomas (20.0, 13.5)	..	1990-91
2.	30.0	Derrick Thomas (10.0, 20.0)	..	1989-90
3.	29.5	Neil Smith (14.5, 15.0)	1992-93
4.	28.0	Derrick Thomas (13.5, 14.5)	..	1991-92
5.	26.5	Neil Smith (15.0, 11.5)	1993-94
		Tamba Hali (14.5, 12.0)	2010-11

CHIEFS RECORD BOOK MOST CONS. STARTS TO BEGIN CAREER

1.	101	Gary Barbaro	1976-82
2.	64	Brandon Carr	2008-11
3.	51	Art Still	1978-81
4.	41	Tamba Hali	2006-08
5.	37	Greg Wesley	2000-02

CHIEFS RECORD BOOK MOST SACKS, SEASON, 2000-10

1.	15.5	Jared Allen	2007
2.	14.5	Tamba Hali	2010
3.	14.0	Eric Hicks	2000
4.	12.0	Tamba Hali	2011
5.	11.0	Jared Allen	2005

CHIEFS RECORD BOOK MOST SACKS, ROOKIE

1.	10.0	Derrick Thomas	1989
2.	9.0	Jared Allen	2004
3.	8.0	Tamba Hali	2006
4.	6.5	Art Still	1978
5.	5.5	Sylvester Hicks	1978
		Mike Bell	1979

HALI'S SACK VICTIMS

Regular Season By Quarterback			Regular Season By Team				
Philip Rivers	10.5	Kellen Clemens	1.0	San Diego	10.5	Cleveland	2.0
Kyle Orton	6.0	Kerry Collins	1.0	Denver	8.5	Jacksonville	2.0
Alex Smith	4.5	Daunte Culpepper	1.0	Oakland	6.0	Cincinnati	1.5
Jason Campbell	3.5	Andy Dalton	1.0	San Francisco	4.5	Tennessee	1.5
Ryan Fitzpatrick	3.5	Josh Freeman	1.0	Minnesota	4.0	Arizona	1.0
Joe Flacco	3.0	David Garrard	1.0	Buffalo	3.5	Chicago	1.0
Aaron Rodgers	3.0	Caleb Hanie	1.0	Green Bay	3.5	New England	1.0
Kelly Holcomb	2.0	Matt Leinart	1.0	Baltimore	3.0	N.Y. Giants	1.0
Peyton Manning	2.0	Andrew Luck	1.0	Indianapolis	3.0	Tampa Bay	1.0
Donovan McNabb	2.0	Eli Manning	1.0	N.Y. Jets	3.0	Washington	1.0
Brandon Weeden	2.0	Brandon Marshall	1.0				
Brett Favre	1.5	Mark Sanchez	1.0				
Jake Plummer	1.5	Andrew Walter	1.0				
Kyle Boller	1.0	Carson Palmer	0.5				
Todd Bouman	1.0	JaMarcus Russell	0.5				
Tom Brady	1.0	Vince Young	0.5				

HALI'S GAME-BY-GAME STATISTICS

2012 CHIEFS											
Date	Opp.	Tkl	Ast	Tot	TFL	Sck	INT	FR	FF	PR	PD
9/9	ATLANTA										
9/16	@ Buffalo	3	1	4	1	0.0	0-0	0	0	0	0
9/23	@ New Orleans	0	0	0	0	0.0	0-0	0	0	1	0
9/30	SAN DIEGO	5	0	5	2	1.0	0-0	0	0	1	0
10/7	BALTIMORE	6	0	6	2	2.0	0-0	0	0	3	0
10/14	@ Tampa Bay	2	0	2	0	1.0	0-0	0	1	0	0
10/28	OAKLAND	2	0	2	0	0.0	0-0	0	0	1	0
11/1	@ San Diego	6	3	9	1	1.0	0-0	0	0	1	0
11/12	@ Pittsburgh	1	1	2	0	0.0	0-0	0	0	1	1
11/18	CINCINNATI	4	1	5	2	1.0	0-0	0	0	1	0
11/25	DENVER	3	0	3	0	0.0	0-0	0	0	0	0
12/2	CAROLINA	3	0	3	1	0.0	0-0	0	0	2	0
12/9	@ Cleveland	2	2	4	2	2.0	0-0	0	0	2	1
12/16	@ Oakland	2	0	2	1	0.0	0-0	0	0	0	0
12/23	INDIANAPOLIS	2	0	2	1	1.0	0-0	0	0	1	0
12/30	@ Denver	2	0	2	0	0.0	0-0	0	0	0	0
TOTALS		43	8	51	13	9.0	0-0	0	1	14	2
2011 CHIEFS											
Date	Opp.	Tkl	Ast	Tot	TFL	Sck	INT	FR	FF	PR	PD
9/11	BUFFALO	8	0	8	2	1.0	0-0	0	0	0	0
9/18	@ Detroit	3	3	6	0	0.0	0-0	0	0	5	0
9/25	@ San Diego	6	1	7	1	1.0	0-0	0	0	2	0
10/2	MINNESOTA	8	1	9	2	2.0	0-0	0	0	4	0
10/9	@ Indianapolis	3	3	6	1	0.0	0-0	0	0	0	0
10/23	@ Oakland	1	2	3	0	0.0	0-0	0	0	7	0
10/31	SAN DIEGO	4	0	4	1	2.0	0-0	0	1	0	0
11/6	MIAMI	1	1	2	0	0.0	0-0	0	0	1	0
11/13	DENVER	4	2	6	1	0.0	0-0	0	0	0	0
11/21	@ New England	4	0	4	1	1.0	0-0	0	0	2	0
11/27	PITTSBURGH	1	1	2	0	0.0	0-0	0	1	2	0
12/4	@ Chicago	2	0	2	1	1.0	0-0	0	0	2	0
12/11	@ N.Y. Jets	6	1	7	0	1.0	0-0	0	1	1	0
12/18	GREEN BAY	5	0	5	1	3.0	0-0	0	1	2	0
12/24	OAKLAND	8	0	8	1	0.0	0-0	0	0	3	0
1/1/12	@ Denver	4	0	4	0	0.0	0-0	0	0	1	0
TOTALS		68	15	83	12	12.0	0-0	0	4	32	0

HALI'S GAME-BY-GAME STATISTICS

2010

CHIEFS

Date	Opp.	Tkl	Ast	Tot	TFL	Sck	INT	FR	FF	PR	PD
9/13	SAN DIEGO	2	2	4	1.5	0.5	0-0	0	0	1	0
9/19	@ Cleveland	0	0	0	0	0.0	0-0	0	0	0	0
9/26	SAN FRANCISCO	1	1	2	0	3.0	0-0	0	1	3	0
10/10	@ Indianapolis	6	0	6	1	1.0	0-0	0	1	3	0
10/17	@ Houston	0	0	0	0	0.0	0-0	0	0	2	0
10/24	JACKSONVILLE	2	1	3	1	1.0	0-0	0	0	2	0
10/31	BUFFALO	2	2	4	1	1.5	0-0	0	0	0	1
11/7	@ Oakland	2	2	4	0	1.0	0-0	0	0	2	0
11/14	@ Denver	1	2	3	0	0.0	0-0	0	0	0	0
11/21	ARIZONA	1	0	1	0	0.0	0-0	0	0	1	0
11/28	@ Seattle	1	3	4	0	0.0	0-0	1	0	0	0
12/5	DENVER	1	2	3	0	2.0	0-0	1	1	0	0
12/12	@ San Diego	5	1	6	1	1.0	0-0	0	1	1	0
12/19	@ St. Louis	0	1	1	0	0.0	0-0	0	0	4	1
12/26	TENNESSEE	2	1	3	0	1.0	0-0	0	0	0	0
1/2/11	OAKLAND	5	1	6	1	2.5	0-0	0	0	0	0
TOTALS		31	19	50	6.5	14.5	0-0	2	4	19	2

1/9/11 BALTIMORE 6 2 8 0 2.0 0-0 1 1 2 1

PLAYOFF TOTALS 6 2 8 0 2.0 0-0 1 1 2 1

2009

CHIEFS

Date	Opp.	Tkl	Ast	Tot	TFL	Sck	INT	FR	FF	PR	PD
9/13	@ Baltimore	1	3	4	0	1.0	0-0	0	1	0	0
9/20	OAKLAND	1	0	1	0	0.0	0-0	0	0	1	0
9/27	@ Philadelphia	1	0	1	0	0.0	0-0	0	0	0	0
10/4	N.Y. GIANTS	4	3	7	0	1.0	0-0	0	1	1	0
10/11	DALLAS	0	1	1	0	0.0	0-0	0	0	0	0
10/18	@ Washington	1	1	2	0	1.0	0-0	0	0	1	0
10/25	SAN DIEGO	2	2	4	0	0.0	0-0	0	0	1	0
11/8	@ Jacksonville	2	1	3	1	0.0	0-0	0	0	2	0
11/15	@ Oakland	2	2	4	0	0.5	0-0	0	0	0	0
11/22	PITTSBURGH	4	2	6	1	0.0	0-0	0	0	1	0
11/29	@ San Diego	4	3	7	0	0.0	0-0	0	0	2	0
12/6	DENVER	5	5	10	0	3.0	0-0	0	2	0	0
12/13	BUFFALO	1	3	4	0	1.0	0-0	0	0	1	0
12/20	CLEVELAND	2	1	3	0	0.0	0-0	0	0	0	0
12/27	@ Cincinnati	4	2	6	0	0.0	0-0	0	0	2	0
1/3/10	@ Denver	1	2	3	0	1.0	0-0	0	0	2	0
TOTALS		35	31	66	2	8.5	0-0	0	4	14	0

2008

CHIEFS

Date	Opp.	Tkl	Ast	Tot	TFL	Sck	INT	FR	FF	PR	PD
9/7	@ New England	4	0	4	0	0.0	0-0	0	0	0	1
9/14	OAKLAND	3	2	5	0	0.0	0-0	0	0	0	0
9/21	@ Atlanta	5	0	5	0	0.0	0-0	0	0	0	0
9/28	DENVER	0	0	0	0	0.0	0-0	0	0	0	0
10/5	@ Carolina	5	0	5	0	0.0	0-0	0	0	0	0
10/19	TENNESSEE	1	1	2	0	0.0	0-0	0	0	0	0
10/26	@ N.Y. Jets	2	1	3	0	1.0	0-0	0	0	1	0
11/2	TAMPA BAY	5	0	5	0	0.0	0-0	0	1	0	0
11/9	@ San Diego	0	0	0	0	0.0	0-0	0	0	0	0
11/16	NEW ORLEANS					<i>Inactive/Ankle</i>					
11/23	BUFFALO	3	1	4	0	0.0	0-0	0	0	0	0
11/30	@ Oakland	1	0	1	0	0.0	0-0	0	0	1	0
12/7	@ Denver	5	1	6	0	0.0	0-0	0	0	1	0
12/14	SAN DIEGO	6	0	6	0	2.0	0-0	0	0	1	0
12/21	MIAMI	1	1	2	0	0.0	0-0	0	0	1	0
12/28	@ Cincinnati	3	4	7	0	0.0	0-0	0	0	0	0
TOTALS		44	11	55	0	3.0	0-0	0	1	5	1

HALI'S GAME-BY-GAME STATISTICS

2007

CHIEFS

Date	Opp.	Tkl	Ast	Tot	TFL	Sck	INT	FR	FF	PR	PD
9/9	@ Houston	6	2	8	0	0.0	0-0	0	0	1	0
9/16	@ Chicago	3	0	3	0	0.0	0-0	0	0	1	0
9/23	MINNESOTA	2	0	2	0	2.0	0-0	0	0	1	0
9/30	@ San Diego	0	0	0	0	0.0	0-0	0	0	2	0
10/7	JACKSONVILLE	2	0	2	0	0.0	0-0	0	0	1	0
10/14	CINCINNATI	1	1	2	0	0.5	0-0	0	0	0	1
10/21	@ Oakland	2	0	2	0	0.0	0-0	0	0	1	0
11/4	GREEN BAY	1	2	3	0	0.5	0-0	0	1	2	0
11/11	DENVER	1	0	1	0	0.0	0-0	0	0	1	2
11/18	@ Indianapolis	4	0	4	0	1.0	0-0	0	1	1	0
11/25	OAKLAND	2	1	3	0	1.0	0-0	0	0	0	0
12/2	SAN DIEGO	4	0	4	0	0.0	0-0	0	0	1	0
12/9	@ Denver	3	0	3	0	1.0	0-0	0	0	0	0
12/16	TENNESSEE	8	1	9	1	0.5	0-0	0	0	0	0
12/23	@ Detroit	4	0	4	0	0.0	0-0	0	0	0	0
12/30	@ N.Y. Jets	8	1	9	2	1.0	0-0	0	0	0	0
TOTALS		51	8	59	3	7.5	0-0	0	2	12	3

2006

CHIEFS

Date	Opp.	Tkl	Ast	Tot	TFL	Sck	INT	FR	FF	PR	PD
9/10	Cincinnati	4	3	7	0	0.0	0-0	0	0	0	0
9/17	@ Denver	6	3	9	0	0.0	0-0	0	0	0	0
10/1	San Francisco	2	0	2	0	1.5	0-0	0	1	0	0
10/8	@ Arizona	5	2	7	0	1.0	0-0	0	1	0	1
10/15	@ Pittsburgh	9	1	10	0	0.0	0-0	0	2	0	0
10/22	San Diego	2	0	2	1	1.0	0-0	1	0	0	0
10/29	Seattle	1	0	1	0	0.0	0-0	0	0	0	1
11/5	@ St. Louis	3	0	3	0	0.0	0-0	0	0	0	0
11/12	@ Miami	2	0	2	0	0.0	0-0	0	0	0	0
11/19	Oakland	3	0	3	0	0.0	0-0	0	0	0	0
11/23	Denver	5	0	5	0	1.5	0-0	0	1	0	0
12/3	@ Cleveland	2	1	3	0	0.0	0-0	0	0	0	0
12/10	Baltimore	3	0	3	0	0.0	0-0	0	0	0	0
12/17	@ San Diego	1	0	1	0	1.0	1-9	0	0	0	0
12/23	@ Oakland	6	0	6	0	1.0	0-0	0	1	1	0
12/31	Jacksonville	1	0	1	0	1.0	0-0	0	0	3	0
TOTALS		55	10	65	1	8.0	1-9	1	6	4	2
1/6/07	@ Indianapolis	4	1	5	0	0.0	0-0	0	0	0	0
PLAYOFF TOTALS		4	1	5	0	0.0	0-0	0	0	0	0



**TYSYN
HARTMAN**
DEFENSIVE BACK



6-3 • 206 • Born: 8/9/89
Wichita, Kan. • NFL Exp: 2 (2nd with Chiefs)
GP/GS (Playoffs): 11/2 (0/0)
Acq: CFA-12 • Kansas State

PRO CAREER:

- Second-year safety begins his second season with the Chiefs in 2013.
- Originally joined the Chiefs as an undrafted free agent out of Kansas State in 2012.
- Was one of only four undrafted free agents to see playing time in 2012, appearing in his first NFL game vs. Atlanta (9/9) and making his first career start at Cleveland (12/9).

TRANSACTIONS: Signed as an undrafted free agent with Kansas City (4/30/12).

2012: Appeared in 11 games with two starts at free safety, recording 22 tackles (17 solo), including two for loss, three passes defended and two special teams tackles and was inactive in five contests ... Appeared on special teams vs. Atlanta (9/9) ... Grabbed one pass defended and one special teams tackle at Buffalo (9/16) ... Posted one special teams tackle at New Orleans (9/23) ... Appeared on special teams vs. San Diego (9/30) and vs. Baltimore (10/7) ... Was inactive at Tampa Bay (10/14) and vs. Oakland (10/28) ... Appeared on special teams at San Diego (11/1) ... Was inactive at Pittsburgh (11/12), vs. Cincinnati (11/18) and vs. Denver (11/25) ... Recorded six solo tackles vs. Carolina (12/2) ... Grabbed six tackles (two solo), including one for loss, and a pass defended at Cleveland (12/9) ... Registered one solo tackle and one pass defended at Oakland (12/16) ... Generated four solo tackles, including one for loss, vs. Indianapolis (12/23) ... Posted five tackles (college) at Denver (12/30).

COLLEGE: Played in 50 games (45 starts) at Kansas State, tallying 258 tackles (155 solo),

10 interceptions returned for 119 yards, 12 passes defended and a forced fumble ... As a senior, he played in 13 contests, compiling 69 tackles (35 solo), three interceptions returned 13 yards, three passes defended and one forced fumble ... As a junior, he played in all 13 games (12 starts) ... Earned first-team academic all-district and All-Big 12 honors ... Totaled 86 tackles and two interceptions ... Voted a team captain ... As a sophomore, he played in 12 games ... Earned honorable mention All-Big 12 honors ... Intercepted five passes and notched 11 passes defended ... Finished the regular season tied for second in the Big 12 and 19th nationally in interceptions, while he was tied for 10th in the league in passes defended ... Was an Academic All-Big 12 and All-District pick ... As a freshman he appeared in all 12 games (eight starts) ... Finished the season with 49 total tackles (32 solo) ... Was a first-team Academic All-Big 12 selection.

PERSONAL:

- Three-year starter at both quarterback and defensive back at Kapaun Mt. Carmel High School in Wichita, Kan., earning first-team all-state honors as a defensive back.
- Threw for 978 yards and 11 touchdowns on 78-for-146 passing, while rushing 74 times for 674 yards (9.1 avg.) and six scores.
- Earned first-team 5A all-state honors at defensive back from the Topeka Capital-Journal, Wichita Eagle and the KFCA.

HARTMAN'S NFL STATISTICS

Year	Team	G-S	TACKLES			SACKS		INTS			FUMBLES		
			Solos	Asst.	Total	No.	Yds.	No.	Yds.	PDs	FF	FR	Yds.
2012	Kansas City	11-2	17	5	22	0.0	0.0	0	0	3	0	0	0
Totals		11-2	17	5	22	0.0	0.0	0	0	3	0	0	0

Additional Stats: Has two special teams tackles in 2012.

SINGLE-GAME CAREER HIGHS

Tackles: 6 (six solo) vs. Carolina (12/2/12), (two solo) at Cleveland (12/9/12)

HARTMAN'S GAME-BY-GAME STATISTICS

2012

CHIEFS

Date	Opp.	Tkl	Ast	Tot	TFL	Sck	INT	FR	FF	PR	PD
9/9	ATLANTA	0	0	0	0	0.0	0-0	0	0	0	0
9/16	@ Buffalo	0	0	0	0	0.0	0-0	0	0	0	1
9/23	@ New Orleans	0	0	0	0	0.0	0-0	0	0	0	0
9/30	SAN DIEGO	0	0	0	0	0.0	0-0	0	0	0	0
10/7	BALTIMORE	0	0	0	0	0.0	0-0	0	0	0	0
10/14	@ Tampa Bay					<i>Inactive</i>					
10/28	OAKLAND					<i>Inactive</i>					
11/1	@ San Diego	0	0	0	0	0.0	0-0	0	0	0	0
11/12	@ Pittsburgh					<i>Inactive</i>					
11/18	CINCINNATI					<i>Inactive</i>					
11/25	DENVER					<i>Inactive</i>					
12/2	CAROLINA	6	0	6	0	0.0	0-0	0	0	0	0
12/9	@ Cleveland	2	4	6	1	0.0	0-0	0	0	0	1
12/16	@ Oakland	1	0	1	0	0.0	0-0	0	0	0	1
12/23	INDIANAPOLIS	4	0	4	1	0.0	0-0	0	0	0	0
12/30	@ Denver	4	1	5	0	0.0	0-0	0	0	0	0
TOTALS		13	4	17	2	0.0	0-0	0	0	0	3



**JUNIOR
HEMINGWAY**
WIDE RECEIVER



88

6-1 • 225 • Born: 12/27/88
Conway, S.C. • NFL Exp: 1 (2nd with Chiefs)
GP/GS (Playoffs): 1/0 (0/0)
Acq: D7b-12 • Michigan

PRO CAREER:

- First-year wide receiver enters his second season with Kansas City after spending 16 weeks of the 2012 season on the club's practice squad.
- Wide receiver joined the Chiefs as the second of two seventh-round picks (238th overall) in the 2012 NFL Draft.
- Saw his initial NFL action in Week 17 of the 2012 season, appearing on special teams at Denver (12/30/12).

TRANSACTIONS: Signed to active roster from Kansas City's practice squad (12/29/12) ... Added to Kansas City's practice squad (9/21/12) ... Released from Kansas City's practice squad (9/18/12) ... Added to Kansas City's practice squad (9/15/12) ... Released from Kansas City's practice squad (9/12/12) ... Signed to Kansas City's practice squad (9/8/12) ... Released from Kansas City's practice squad (9/3/12) ... Signed to Kansas City's practice squad (9/1/12) ... Waived by Kansas City (8/31/12) ... Signed with Kansas City (5/11/12) ... Originally entered the NFL as the Chiefs second of two seventh-round picks (238th overall) of the 2012 NFL Draft.

2012: Appeared in one game on special teams ... Spent 16 weeks on the Chiefs practice squad ... Was activated to the club's 53-man roster from the practice squad on Dec. 29 ... Played on special teams at Denver (12/30).

COLLEGE: Played in 48 games (31 starts) at Michigan ... Registered 88 receptions for 1,638 career receiving yards (18.6 avg.) with 11 touchdowns ... His 1,638 career receiving yards rank 17th in Michigan history and his six career 100-yard receiving games are tied for ninth in school annals ... Accumulated five rushes for nine yards, three tackles, returned two punts for 20 yards and had 11 punt returns for 120 yards (10.9 avg.) ... Appeared in 13 games (12 starts) as a senior in 2011, registering 34 catches for 699 yards (20.6 avg.) with four touchdowns ... His 34

receptions and 699 yards paced the Wolverines receiving corps while his four touchdowns tied for the team lead ... Was named Sugar Bowl MVP in the Wolverines 23-20 win against Virginia Tech after posting only two receptions, with each going for a touchdown ... Was named All-Big Ten honorable mention by the conference's coaches ... Played in 10 games (eight starts) as a redshirt junior in 2010, recording 32 receptions for 593 yards (18.5 avg.) with four touchdowns ... Returned one punt for 34 yards ... Played in 11 games (nine starts) as a redshirt sophomore in 2009, posting 16 catches for 268 yards (16.8 avg.) with two touchdowns ... Also returned 10 punts for 86 yards (8.6 avg.) to rank third in the Big Ten in punt return average ... Appeared in four games (one start) as a sophomore in 2008 before receiving a medical redshirt, catching four passes for 41 yards (20.5 avg.) with one touchdown ... Played in 10 games (one start) as a true freshman in 2007, hauling in four passes for 37 yards (9.3 avg.) ... Majored in General Studies at Michigan.

PERSONAL:

- Attended Conway High School in Conway, S.C.
- Caught 136 passes for 1,950 yards (14.3 avg.) and 23 touchdowns during his prep career.
- As a passer, completed 57 of 112 passes for 612 yards and nine touchdowns.
- Posted 14 punt returns, including three for touchdowns.
- On defense, posted eight pass breakups and four interceptions, including one for a touchdown.
- Registered 83 receptions for 1,135 yards (13.7 avg.) and 13 touchdowns as a senior.
- Was listed as the No. 19 player in the nation on the ESPN 150.
- Earned first-team all-region and all-state honors as a senior.
- Appeared in the 2006 installment of the Shrine Bowl of the Carolinas.

HEMINGWAY'S NFL STATISTICS

Year	Team	G-S	RECEIVING					RUSHING				
			No.	Yds.	Avg.	LG	TD	No.	Yds.	Avg.	LG	TD
2012	Kansas City	1-0	0	0	0.0	--	0	0	0.0	--	0	
Totals		1-0	0	0	0.0	--	0	0	0.0	--	0	

HEMINGWAY'S GAME-BY-GAME STATISTICS

2012

CHIEFS

Date	Opp.	RECEIVING					RUSHING				
		No.	Yds.	Avg.	LG	TD	No.	Yds.	Avg.	LG	TD
9/9	ATLANTA										
9/16	@ Buffalo										
9/23	@ New Orleans										
9/30	SAN DIEGO										
10/7	BALTIMORE										
10/14	@ Tampa Bay										
10/28	OAKLAND										
11/1	@ San Diego										
11/12	@ Pittsburgh										
11/18	CINCINNATI										
11/25	DENVER										
12/2	CAROLINA										
12/9	@ Cleveland										
12/16	@ Oakland										
12/23	INDIANAPOLIS										
12/30	@ Denver										
TOTALS		0	0	0.0	--	0	0	0.0	--	0	



JUSTIN
HOUSTON

LINEBACKER



50

6-3 • 258 • Born: 1/12/89
Statesboro, Ga. • NFL Exp: 3 (3rd with Chiefs)
GP/GS (Playoffs) 32/26 (0/0)
Acc: D3a-11 • Georgia

PRO CAREER:

- Third-year linebacker enters 2013 coming off a Pro Bowl appearance following the 2012 season, joining fellow linebackers Derrick Johnson and Tamba Hali at the NFL's annual all-star game.
- Was named the club's Mack Lee Hill Award winner following the 2011 season, an honor bestowed on Kansas City's top rookie or first-year player.
- Started all 16 games for the first time in his career in 2012, recording 66 tackles (53 solo), 10.0 sacks (-69.0 yards), one interception for 32 yards, six passes defended, one forced fumble, one fumble recovery and 19 QB pressures.
- His 10.0 sacks in 2012 paced the Chiefs defense.

TRANSACTIONS: Signed with Kansas City (8/4/11) ... Selected in the third round (70th overall) by Kansas City in the 2011 NFL Draft.

2012: Started all 16 contests at left outside linebacker, recording 66 tackles (53 solo), including 13 for loss, 10.0 sacks (-69.0 yards), an interception, 19 QB pressures, five passes defended, a forced fumble, a fumble recovery and a safety ... Tied a career-high with 3.0 sacks

and added a safety of QB Drew Brees at New Orleans (9/23/12) ... Registered his first career interception, picking off QB Josh Freeman and returning it 32 yards at Tampa Bay (10/14).

2011: Played in 16 games with 10 starts at left outside linebacker ... Named the club's Mack Lee Hill Award winner, an honor bestowed on Kansas City's top rookie or first-year player, becoming the ninth linebacker in team history to win the award and the first since LB Derrick Johnson in 2005 ... Recorded 70 tackles (63 solo), including 12.0 for loss, 5.5 sacks (-27.5 yards), a forced fumble, a fumble recovery, 12 QB pressures and four passes defended ... Also had six special teams stops ... Recorded 10 solo tackles, including 3.0 for loss, a career-high 3.0 sacks (-15.0 yards), a forced fumble, three QB pressures and a pass defended at Chicago (12/4). His 3.0 sacks tied for the highest single-game total by a rookie in Chiefs history ... Tallied a career-high 11 tackles (10 solo), including 2.0 for loss, 1.5 sacks (-5.5 yards), four QB pressures and a fumble recovery at Denver (1/1/12).

COLLEGE: Played in 36 games with 24 starts at Georgia ... Recorded 125 tackles (70 solo), with 20.0 sacks (-134.0 yards) and 38.0 tackles for loss (-168.0 yards) ... Forced two

fumbles and recovered two, returning one for an 18-yard touchdown ... Added 78 QB pressures, five passes defended and an interception ... Moved from defensive end to linebacker when team switched to 3-4 defense in 2010 ... Started all 13 games at weakside outside linebacker as a junior in 2010 ... Finished third on team with 67 tackles (38 solo) ... Led Georgia and ranked second in the SEC with a career-best 10.0 sacks (-67.0 yards) ... Also led the Bulldogs and ranked second in the SEC with 18.5 tackles for loss (-81.0 yards) ... Had 44 QB pressures, two passes defended and an interception ... Chosen the team's most valuable player ... Earned All-SEC first-team honors from the Associated Press and SEC coaches ... First-team All-American choice by *NFL Draft Report*, the Football Writers Association of America and the Walter Camp Football Foundation ... Semifinalist for the Chuck Bednarik Award as the best defensive player as well as a finalist for the Bronko Nagurski Trophy as football's best defensive player and the Butkus Award as the country's top linebacker ... Started 10 games at strongside defensive end in 2009 as a sophomore ... Recorded 39 tackles (22

solo) ...Led the conference with 15.0 tackles for loss (-59.0 yards) ... Also had 17 QB pressures, one forced fumble and one pass defended ... Named to the Georgia Athletic Director's Honor Roll ... An All-SEC second-team selection ... Had four tackles, 2.0 stops for a loss, including 1.0 sack vs. Arizona State, earning SEC Defensive Lineman of the Week honors ... Appeared in all 13 games (one start) as a redshirt freshman in 2008 ... Recorded 19 tackles (10 solo), 4.5 tackles for loss (-28.0 yards), 2.5 sacks (-25.0 yards) and 16 QB pressures ... Produced two passes defended ... Redshirted as a true freshman in 2007 ... Majored in Housing.

PERSONAL:

- Named *Atlanta Journal-Constitution* class AAAA All-State honorable mention at Statesboro High School in Statesboro, Ga.
- Best in Georgia Top 50 selection.
- Earned all-region honors as a junior and senior.
- Led team to State Class 4A championship as a junior.
- Also lettered in basketball.

HOUSTON'S NFL STATISTICS														
Year	Team	TACKLES				SACKS		INTS			FUMBLES			QB Press.
		G-S	Solos	Asst.	Total	No.	Yds.	No.	Yds.	PDs	FF	FR	Yds.	
2011	Kansas City	16-10	63	7	70	5.5	27.5	0	0	4	1	1	0	12
2012	Kansas City	16-16	53	13	66	10.0	69.0	1	32	5	1	1	0	19
Totals		32-26	116	20	136	15.5	96.5	1	32	9	2	2	0	31

Additional Stats: Had six special teams tackles in 2011.

SINGLE-GAME CAREER HIGHS

Tackles: 11 (10 solo) at Denver (1/1/12)
Sacks: 3.0 at Chicago (12/4/11)
 at New Orleans (9/23/12)
Interceptions: 1 at Tampa Bay (10/14/12)
Int. Return Yds.: 32 at Tampa Bay (10/14/12)
Passes Defended: 2 at New Orleans (9/23/12)
Forced Fumbles: 1 at Chicago (12/4/11)
 at Pittsburgh (11/12/12)

Fumble Recoveries: 1 at Denver (1/1/12)
 at Oakland (12/16/12)
QB Pressures: 4 at Denver (1/1/12)
 at New Orleans (9/23/12)
 vs. Denver (11/25/12)

HOUSTON'S GAME-BY-GAME STATISTICS

2012

CHIEFS

Date	Opp.	Tkl	Ast	Tot	TFL	Sck	INT	FR	FF	PR	PD
9/9	ATLANTA	1	1	2	1	1.0	0-0	0	0	2	0
9/16	@ Buffalo	4	1	5	1	0.0	0-0	0	0	1	0
9/23	@ New Orleans	3	1	4	3	3.0	0-0	0	0	4	2
9/30	SAN DIEGO	3	0	3	0	0.0	0-0	0	0	0	0
10/7	BALTIMORE	4	0	4	2	2.0	0-0	0	0	2	0
10/14	@ Tampa Bay	2	1	3	0	0.0	1-32	0	0	0	1
10/28	OAKLAND	2	1	3	1	0.0	0-0	0	0	1	0
11/1	@ San Diego	6	3	9	0	0.0	0-0	0	0	0	0
11/12	@ Pittsburgh	5	2	7	1	1.0	0-0	0	1	2	0
11/18	CINCINNATI	2	0	2	0	0.0	0-0	0	0	0	1
11/25	DENVER	4	0	4	2	2.0	0-0	0	0	4	0
12/2	CAROLINA	3	0	3	2	1.0	0-0	0	0	1	0
12/9	@ Cleveland	1	1	2	0	0.0	0-0	0	0	1	0
12/16	@ Oakland	4	1	5	0	0.0	0-0	1	0	0	1
12/23	INDIANAPOLIS	1	0	1	0	0.0	0-0	0	0	1	0
12/30	@ Denver	8	1	9	0	0.0	0-0	0	0	0	0
TOTALS		53	13	66	13	10.0	1-32	1	1	19	5

2011

CHIEFS

Date	Opp.	Tkl	Ast	Tot	TFL	Sck	INT	FR	FF	PR	PD
9/11	BUFFALO	1	2	3	0	0.0	0-0	0	0	0	0
9/18	@ Detroit	2	0	2	1	0.0	0-0	0	0	0	0
9/25	@ San Diego	3	2	5	0	0.0	0-0	0	0	0	0
10/2	MINNESOTA	6	0	6	2	0.0	0-0	0	0	0	0
10/9	@ Indianapolis	2	1	3	1	0.0	0-0	0	0	2	1
10/23	@ Oakland	3	0	3	0	0.0	0-0	0	0	0	0
10/31	SAN DIEGO	2	0	2	0	0.0	0-0	0	0	0	0
11/6	MIAMI	0	0	0	0	0.0	0-0	0	0	0	0
11/13	DENVER	6	0	6	0	0.0	0-0	0	0	0	0
11/21	@ New England	2	0	2	0	0.0	0-0	0	0	2	0
11/27	PITTSBURGH	5	0	5	1	0.0	0-0	0	0	0	1
12/4	@ Chicago	10	0	10	3	3.0	0-0	0	1	2	1
12/11	@ N.Y. Jets	5	1	6	2	1.0	0-0	0	0	0	0
12/18	GREEN BAY	4	0	4	0	0.0	0-0	0	0	1	0
12/24	OAKLAND	2	0	2	0	0.0	0-0	0	0	1	1
1/1/12	@ Denver	10	1	11	2	1.5	0-0	1	0	4	0
TOTALS		63	7	70	12	5.5	0-0	1	1	12	4



RODNEY HUDSON
OFFENSIVE LINE



6-2 • 299 • Born: 7/12/89
Mobile, Ala. • NFL Exp: 3 (3rd with Chiefs)
GP/GS (Playoffs): 16/1 (0/0)
Acq: D2-11 • Florida State

PRO CAREER:

- Third-year offensive lineman rejoins his teammates after spending the majority of the 2012 season on injured reserve with a leg injury.
- Started the first three games of the 2012 season before suffering a season-ending leg injury at New Orleans (9/23/12).
- Appeared in all 16 games as a rookie, including one start at left guard in 2011.
- Selected in the second round (55th overall) of the 2011 NFL Draft.

TRANSACTIONS: Signed with Kansas City (7/28/11) ... Selected by Kansas City in the second round (55th overall) of the 2011 NFL Draft.

2012: Started the first three games at center before suffering a season-ending leg injury at New Orleans (9/23/12) ... Placed on injured reserve on Sept. 26.

2011: Played in 16 contests on special teams and six games on offense with one start at left guard ... Made first career start vs. Pittsburgh (11/27).

COLLEGE: Played in 53 games with 50 starts at Florida State, including starts in 48 straight contests ... Earned All-Atlantic Coast Conference honors all four years ... Played both guard and center on the offensive line ... Holds the conference career record for being named ACC Player of the Week nine times, breaking the previous record of eight ... Was the 11th player in league history to win the Jacobs Blocking Award twice in a career (2009-10), awarded annually to the player voted the most outstanding blocker in the ACC by a poll of head coaches and defensive coordinators ... Became only the fifth Florida State player to ever win the award ... Became the Seminoles' first unanimous first-team All-American since T Alex Barron in 2004 ... Started all 14 games at left guard as a senior in 2010 ... Recorded 48 knockdowns, including 14 touchdown-resulting blocks ... Paved the way for an offensive unit that averaged 381.29 total yards, 171.43 rushing yards and 209.86 passing yards per game ... Was penalized only once on 904 offensive snaps ... Was the only member of the Seminoles offensive line to not allow a sack ... Earned ACC Offensive Lineman of the Week three times ... Only offensive lineman in the conference to receive votes for ACC Player of the Year honors ... Earned first-team All-ACC accolades for the third-straight year, becoming the seventh player in history to earn All-ACC honors all four years ... Unanimous first-team All-America selection ...

Finalist for the Outland Trophy as the best interior lineman in college football ... Started all 13 games as a junior in 2009 ... Compiled 38 knockdowns, including 12 touchdown-resulting blocks ... Only penalized twice in the team's first 11 games ... Did not allow a quarterback sack or pressure in 715 offensive snaps ... Led the way for an offense that averaged 149.54 rushing yards, 271.85 passing yards, and 421.38 yards of total offense per game ... Named ACC Offensive Lineman of the Week twice ... Became the fifth member of the Seminoles to win the Jacobs Blocking Award ... Selected first-team All-ACC for the second straight year ... Earned first-team All-America honors from the *NFL Draft Report* and the Football Writers Association ... Earned second-team All-America honors from the Associated Press ... Started all 13 games at left guard as a sophomore in 2008 ... Recorded a career-high 64 knockdowns and 14 touchdown-resulting blocks ... Allowed only one quarterback pressure and did not allow a sack ... Moved from guard to center in the season opener ... Named ACC Offensive Lineman of the week three times ... Chosen first-team Sophomore All-American by the *NFL Draft Report* ... Selected to the All-ACC first-team ... Saw action in 13 games (10 starts) as a true freshman in 2007 ... Played at both left guard and left tackle ... Only allowed one sack in 708 plays and did not account for any penalties all year ... Helped FSU average 369.23 yards of total offense per game, including 127.46 rushing yards and 241.77 passing yards per game ... Named a consensus first-team Freshman All-America selection and received second-team All-ACC honors ... Graduated with a degree in Recreation and Leisure.

PERSONAL:

- Two-way lineman for B.C. Rain High School in Mobile, Ala., where he earned first-team all-state honors as a junior and senior.
- Recorded 47 pancake blocks as an offensive lineman and 55 tackles as a nose guard during his senior season.
- Named Florida State's sophomore class academic award winner in 2008.
- Worked at a local Kentucky Fried Chicken to help support family in high school.

GAMES PLAYED/GAMES STARTED

2011 (16/1), 2012 (3/3) — 19/4.



TYSON JACKSON

DEFENSIVE END



6-4 • 296 • Born: 6/6/86
Edgard, La. • NFL Exp: 5 (5th with Chiefs)
GP/GS (Playoffs): 59/46 (1/0)
Acq: D1-09 • LSU

PRO CAREER:

- Defensive end enters his fifth campaign with Kansas City in 2013.
- Originally entered the NFL as the third overall selection in the 2009 NFL Draft.
- Joined WR Dwayne Bowe (D1-07) and DE Glenn Dorsey (D1a-08) as the third-consecutive player from LSU drafted in the first round, marking the first time in the era of the common draft that a team selected three straight number one picks from the same school.
- Has played in 59 games (46 starts), recording 157 tackles (114 solo), 3.0 sacks (-25.0 yards), 18 QB pressures and nine passes defended.
- Has appeared in one postseason contest, registering one tackle and combining for a sack (-1.0 yard).

TRANSACTIONS: Signed with Kansas City (8/7/09) ... Selected by Kansas City in the first round (third overall) of the 2009 NFL Draft.

2012: Started 15 contests at left defensive end, registering 43 tackles (31 solo), including three for loss, 3.0 sacks (-13.0 yards), four QB pressures and three passes defended ... Was inactive in one game with a toe injury ... Grabbed five tackles (three solo), including one for loss, a sack (-4.0 yards) of QB Andy Dalton and a QB pressure vs. Cincinnati (11/18) ... Grabbed five solo tackles, including one for loss, a sack (-3.0 yards) of QB Cam Newton, a QB pressure and a pass defended vs. Carolina (12/2) ... Posted three solo tackles, including one for loss, a sack (-6.0 yards) of QB Brandon Weeden, a QB pressure and a pass defended at Cleveland (12/9) ... Was inactive at Denver (12/30) with a toe injury.

2011: Competed in all 16 games with 14 starts at left defensive end, recording 52 tackles (42 solo), 1.0 sack (-10.0 yards), two passes defended and five QB pressures ... Tied a career-high with seven tackles (all solo) vs. Denver (11/13).

2010: Played in 12 games with three starts at left defensive end and was inactive for four contests with a knee injury ... Had 31 tackles (23 solo), 1.0 sack (-2.0 yards), five QB pressures and two passes defended ... Was inactive at Cleveland (9/19), vs. San Francisco (9/26), at Indianapolis

(10/10) and at Houston (10/17) with a knee injury.

2009: Appeared in all 16 games with 14 starts at left defensive end ... Had 31 tackles (18 solo), four QB pressures and two passes defended ... Named to the *Pro Football Weekly/PFWA* All-Rookie Team ... Posted a career-high seven tackles and two QB pressures at Jacksonville (11/8).

COLLEGE: Played in 53 games with 39 starts at left defensive end at LSU ... Produced 122 tackles (55 solo), 27.0 tackles for loss, 18.5 sacks (-92.0 yards), 33 QB pressures, two fumble recoveries, two forced fumbles and 18 passes defended ... Started all 13 games as a senior in 2008 ... Had 36 tackles, 10.5 tackles for loss, 4.5 sacks, seven QB pressures, four passes defended and a fumble recovery ... Earned second-team All-Southeastern Conference accolades ... Started all 14 games his junior campaign in 2007 ... Tallied 36 tackles, 4.5 stops for loss, 3.5 sacks, 15 QB pressures, 10 passes defended and a forced fumble ... Appeared in 13 games, starting 12 contests at left defensive end as a sophomore in 2006 ... Registered 37 tackles, 10.0 tackles for loss and a team-high 8.5 sacks ... Added six QB pressures, four passes defended, one forced fumble, a fumble recovery and one interception ... Named second-team All-SEC ... Saw action in 13 games as a redshirt freshman in 2005 ... Produced 13 tackles with 2.0 sacks and five QB pressures ... Earned Freshman All-SEC accolades by *Sporting News* ... Redshirted as a true freshman in 2004 ... Graduated with a degree in General Studies.

PERSONAL:

- Played both on the offensive and defensive line at St. John High School in Edgard, La.
- Named Class 2A Defensive Player of the Year as a senior en route to a state championship.
- Also lettered in basketball in high school.

HONOR ROLL

- *Pro Football Weekly/PFWA All-Rookie Team - 2009*

JACKSON'S NFL STATISTICS

Year	Team	G-S	TACKLES			SACKS		INTS			FUMBLES			QB
			Solos	Asst.	Total	No.	Yds.	No.	Yds.	PDs	FF	FR	Yds.	Press.
2009	Kansas City	16-14	18	13	31	0.0	0.0	0	0	2	0	0	0	4
2010	Kansas City	12-3	23	8	31	1.0	2.0	0	0	2	0	0	0	5
2011	Kansas City	16-14	42	10	52	1.0	10.0	0	0	2	0	0	0	5
2012	Kansas City	15-15	31	12	43	3.0	13.0	0	0	3	0	0	0	4
Totals		59-46	114	43	157	5.0	25.0	0	0	9	0	0	0	18

POSTSEASON

Year	Team	G-S	TACKLES			SACKS		INTS			FUMBLES			QB
			Solos	Asst.	Total	No.	Yds.	No.	Yds.	PDs	FF	FR	Yds.	Press.
2010	Kansas City	1-0	0	1	1	0.5	1.0	0	0	0	0	0	0	0
Totals		1-0	0	1	1	0.5	1.0	0	0	0	0	0	0	0

SINGLE-GAME CAREER HIGHS

Tackles: 7 (three solo) at Jacksonville (11/8/09) **QB Pressures:** 2 at Jacksonville (11/8/09)
 (seven solo) vs. Denver (11/13/11) at Seattle (11/28/10)
Sacks: 1.0, five times, last time vs. Oakland (1/2/11)
 at Cleveland (12/9/12) **Passes Defensed:** 1, nine times, last time
 at Cleveland (12/9/12)

JACKSON'S GAME-BY-GAME STATISTICS

2012

CHIEFS

Date	Opp.	Tkl	Ast	Tot	TFL	Sck	INT	FR	FF	PR	PD
9/9	ATLANTA	3	0	3	0	0.0	0-0	0	0	0	0
9/16	@ Buffalo	2	2	4	0	0.0	0-0	0	0	0	0
9/23	@ New Orleans	2	2	4	0	0.0	0-0	0	0	0	0
9/30	SAN DIEGO	0	1	1	0	0.0	0-0	0	0	0	0
10/7	BALTIMORE	1	0	1	0	0.0	0-0	0	0	0	0
10/14	@ Tampa Bay	1	1	2	0	0.0	0-0	0	0	0	1
10/28	OAKLAND	3	0	3	0	0.0	0-0	0	0	0	0
11/1	@ San Diego	1	0	1	0	0.0	0-0	0	0	0	0
11/12	@ Pittsburgh	1	2	3	0	0.0	0-0	0	0	0	0
11/18	CINCINNATI	3	2	5	1	1.0	0-0	0	0	1	0
11/25	DENVER	2	1	3	0	0.0	0-0	0	0	1	0
12/2	CAROLINA	5	0	5	1	1.0	0-0	0	0	1	1
12/9	@ Cleveland	3	0	3	1	1.0	0-0	0	0	1	1
12/16	@ Oakland	2	1	3	0	0.0	0-0	0	0	0	0
12/23	INDIANAPOLIS	2	0	2	0	0.0	0-0	0	0	0	0
12/30	@ Denver	<i>Inactive/Toe</i>									
TOTALS		31	12	43	3	3.0	0-0	0	0	4	3

2011

CHIEFS

Date	Opp.	Tkl	Ast	Tot	TFL	Sck	INT	FR	FF	PR	PD
9/11	BUFFALO	0	1	1	0	0.0	0-0	0	0	0	0
9/18	@ Detroit	2	1	3	0	0.0	0-0	0	0	0	0
9/25	@ San Diego	3	0	3	0	0.0	0-0	0	0	0	1
10/2	MINNESOTA	2	1	3	0	0.0	0-0	0	0	1	1
10/9	@ Indianapolis	3	0	3	0	0.0	0-0	0	0	0	0
10/23	@ Oakland	1	1	2	0	0.0	0-0	0	0	1	0
10/31	SAN DIEGO	2	0	2	0	0.0	0-0	0	0	1	0
11/6	MIAMI	0	1	1	0	0.0	0-0	0	0	1	0
11/13	DENVER	7	0	7	0	0.0	0-0	0	0	0	0
11/21	@ New England	3	0	3	0	0.0	0-0	0	0	0	0
11/27	PITTSBURGH	3	0	3	0	0.0	0-0	0	0	0	0
12/4	@ Chicago	4	0	4	0	1.0	0-0	0	0	0	0
12/11	@ N.Y. Jets	4	2	6	0	0.0	0-0	0	0	0	0
12/18	GREEN BAY	0	1	1	0	0.0	0-0	0	0	0	0
12/24	OAKLAND	4	1	5	0	0.0	0-0	0	0	1	0
1/1/12	@ Denver	4	1	5	0	0.0	0-0	0	0	0	0
TOTALS		42	10	52	0	1.0	0-0	0	0	5	2

JACKSON'S GAME-BY-GAME STATISTICS

2010

CHIEFS

Date	Opp.	Tkl	Ast	Tot	TFL	Sck	INT	FR	FF	PR	PD
9/13	SAN DIEGO	3	3	6	0	0.0	0-0	0	0	0	0
9/19	@ Cleveland						<i>Inactive/Ankle</i>				
9/26	SAN FRANCISCO						<i>Inactive/Ankle</i>				
10/10	@ Indianapolis						<i>Inactive/Ankle</i>				
10/17	@ Houston						<i>Inactive/Ankle</i>				
10/24	JACKSONVILLE	0	0	0	0	0.0	0-0	0	0	0	0
10/31	BUFFALO	3	2	5	0	0.0	0-0	0	0	0	0
11/7	@ Oakland	1	1	2	0	0.0	0-0	0	0	1	0
11/14	@ Denver	2	1	3	0	0.0	0-0	0	0	0	0
11/21	ARIZONA	1	0	1	0	0.0	0-0	0	0	0	0
11/28	@ Seattle	2	0	2	0	0.0	0-0	0	0	2	1
12/5	DENVER	0	0	0	0	0.0	0-0	0	0	0	0
12/12	@ San Diego	5	0	5	0	1.0	0-0	0	0	0	0
12/19	@ St. Louis	1	1	2	0	0.0	0-0	0	0	0	1
12/26	TENNESSEE	1	0	1	0	0.0	0-0	0	0	0	0
1/2/11	OAKLAND	4	0	4	0	0.0	0-0	0	0	2	0
TOTALS		23	8	31	0	1.0	0-0	0	0	5	2
1/9/11	BALTIMORE	0	1	1	0	0.5	0-0	0	0	0	0
PLAYOFF TOTALS		0	1	1	0	0.5	0-0	0	0	0	0

2009

CHIEFS

Date	Opp.	Tkl	Ast	Tot	TFL	Sck	INT	FR	FF	PR	PD
9/13	@ Baltimore	0	1	1	0	0.0	0-0	0	0	0	0
9/20	OAKLAND	2	1	3	0	0.0	0-0	0	0	0	0
9/27	@ Philadelphia	1	0	1	0	0.0	0-0	0	0	0	0
10/4	N.Y. GIANTS	0	0	0	0	0.0	0-0	0	0	1	0
10/11	DALLAS	0	0	0	0	0.0	0-0	0	0	0	0
10/18	@ Washington	0	1	1	0	0.0	0-0	0	0	0	1
10/25	SAN DIEGO	0	0	0	0	0.0	0-0	0	0	0	0
11/8	@ Jacksonville	3	4	7	0	0.0	0-0	0	0	2	0
11/15	@ Oakland	0	1	1	0	0.0	0-0	0	0	1	0
11/22	PITTSBURGH	0	1	1	0	0.0	0-0	0	0	0	1
11/29	@ San Diego	0	0	0	0	0.0	0-0	0	0	0	0
12/6	DENVER	2	0	2	0	0.0	0-0	0	0	0	0
12/13	BUFFALO	5	1	6	0	0.0	0-0	0	0	0	0
12/20	CLEVELAND	1	0	1	0	0.0	0-0	0	0	0	0
12/27	@ Cincinnati	3	2	5	0	0.0	0-0	0	0	0	0
1/3/10	@ Denver	1	1	2	0	0.0	0-0	0	0	0	0
TOTALS		18	13	31	0	0.0	0-0	0	0	4	2



**DERRICK
JOHNSON**
LINEBACKER



56

6-3 • 242 • Born: 11/22/82
Waco, Texas • NFL Exp: 9 (9th with Chiefs)
GP/GS (Playoffs): 122/109 (2/2)
Acq: D1-05 • Texas

PRO CAREER:

- Linebacker enters his ninth season with Kansas City in 2013.
- Earned his second consecutive trip to the Pro Bowl following the 2012 season, finishing with 125 tackles (110 solo) to pace the team for the third-straight season.
- Named first-team All-Pro by the Associated Press and earned his first trip to the Pro Bowl after setting a franchise record with 179 tackles (131 solo) in 2011.
- Recipient of the Derrick Thomas Award as the Chiefs Most Valuable Player in 2011, as voted on by teammates.
- Ranks fifth in team history with 874 tackles, and is just the sixth player in Chiefs annals to reach the 800-tackle plateau.
- Wrote his name in the NFL's record books, becoming just the third LB in NFL history to score two TDs on two INT returns in a single game in a 44-24 win at Denver (1/3/10).
- Became just the fourth Chiefs player to score a pair of defensive TDs in a game and only the third to record a pair of INT return TDs in a single contest.
- Racked up 175 return yards on three interceptions in 2009, the fourth-highest total in the league.
- Earned the team's prestigious Mack Lee Hill Award in 2005, an honor bestowed on Kansas City's top rookie or first-year player.
- Joined LB Derrick Thomas (D1-89) and LB Percy Snow (D1-90) as the third Butkus Award winner to play for the Chiefs.
- Has played in 122 games (109 starts) with 874 tackles (681 solo), 50.0 tackles for loss, 18.0 sacks (-121.0 yards), nine picks returned for 233 yards with three TDs, 51 passes defensed, 19 forced fumbles, five fumble recoveries, 42 pressures and 18 special teams stops.

TRANSACTIONS: Signed with Kansas City (3/25/10) ... Signed with Kansas City (7/31/05) ... Selected by Kansas City in the first round (15th overall) of the 2005 NFL Draft.

2012: Started all 16 games at right inside linebacker, recording 125 tackles (110 solo), including 12 for loss, 2.0 sacks (-10.0 yards), five QB pressures, three forced fumbles and four passes defensed ... Posted eight tackles (seven solo) and one QB pressure vs. Atlanta (9/9) ... Compiled nine tackles (seven solo) at Buffalo (9/16) ... Generated nine tackles (five solo), including one for loss, a sack (-10.0 yards) of

QB Drew Brees, and two QB pressures at New Orleans (9/23) ... Posted 12 tackles (10 solo) at Tampa Bay (10/14) ... Compiled 10 solo tackles, including three for loss, and a pass defensed vs. Oakland (10/28) ... Grabbed 13 tackles (12 solo), including two for loss, and forced a RB Isaac Redman fumble at Pittsburgh (11/12) ... Produced 10 solo tackles, including one for loss and forced a TE Jermaine Gresham fumble vs. Cincinnati (11/18) ... Posted four solo tackles, including one for loss, and a QB pressure vs. Denver (11/25) ... Produced seven tackles (five solo), including two for loss, and a forced fumble at Cleveland (12/9) ... Generated eight tackles (six solo), including one for loss, and one pass defensed at Oakland (12/16) ... Posted seven solo tackles, a sack (-0.0 yards) of QB Andrew Luck, and a QB pressure vs. Indianapolis (12/23) ... Talled six solo tackles and two passes defensed at Denver (12/30).

2011: Started 16 games at right inside linebacker ... Elected to the Pro Bowl, joining with LB Tamba Hali to become the first pair of linebackers in team history selected to the Pro Bowl in the same season since LBs Bobby Bell and Willie Lanier following the '72 season ... Named first-team All-Pro by the Associated Press ... Received the Derrick Thomas Award as the team MVP as voted on by his teammates, becoming the third linebacker in team history to win the award and the first since LB MarvCUS Patton in '99 ... Recorded a Chiefs single-season record 179 tackles (131 solo), including 11 for loss ... Added 2.0 sacks (-10.0 yards), two interceptions, 13 QB pressures, a forced fumble, a fumble recovery and five passes defensed ... Posted double-digit tackle totals in 10 contests, all within a span of 11 weeks from Oct. 2 - Dec. 11 ... Produced a season-high 16 tackles at Oakland (10/23), vs. San Diego (10/31) and at New England (11/21) ... Talled 16 tackles (15 solo), including 1.0 for a

HONOR ROLL

- **First-Team Associated Press All-Pro - 2011**
- **Pro Bowl (2) - 2011-12**
- **Derrick Thomas Award: Chiefs Player of the Year (1) - 2011**
- **USA Today All-Joe Team (1) - 2010**
- **Mack Lee Hill Award: Chiefs Rookie of the Year - 2005**

loss, 1.0 sack (-7.0 yards) and an interception to win AFC Defensive Player of the Week honors vs. San Diego (10/31).

2010: Started 16 contests at right inside linebacker ... Had a team-high 147 tackles (107 solo) with 6.0 tackles for loss, 1.0 sack (-11.0 yards), an INT for a TD, 13 passes defended, three QB pressures, four forced fumbles and a fumble recovery ... Named to the *USA Today* All-Joe Team ... His four forced fumbles tied for fourth in the AFC and ninth in the NFL ... Returned an interception for a 15-yard touchdown vs. Jacksonville (10/24) ... Produced a career-high 17 tackles (12 solo) and four passes defended at St. Louis (12/19) to win AFC Defensive Player of the Week honors.

2009: Played in 15 games on special teams ... Saw duty in 14 contests on defense with three starts ... Was inactive for one contest ... Tallied 33 tackles (24 solo) with 1.0 for loss, 1.0 sack (-7.0 yards) and three INTs for 175 yards with two TDs ... Also had one QB pressure, a forced fumble and five passes defended ... Had nine special teams tackles ... Ranked second in the AFC and fourth in the NFL with 175 interception return yards ... Was the only NFL player to post two defensive return TDs in a single game in 2009 ... Recorded four tackles, one QB pressure and a pass defended at Baltimore (9/13). Also registered a career-long 70-yard return of an interception ... Was inactive with a groin injury at Philadelphia (9/27) ... Tallied four tackles, three passes defended and intercepted two Kyle Orton passes that he returned for a career-high 105 yards with two TDs at Denver (1/3/10) to earn AFC Defensive Player of the Week accolades. Produced 45-yard and 60-yard interception returns for scores. Became just the third linebacker and the 25th player overall in NFL history as well as the third player in Chiefs annals to register two interception returns for touchdowns in a game. His 105 interception return yards rank as the fourth-highest single-game total in franchise history and the best single-game tally in the NFL in 2009.

2008: Started 14 games, opening 10 games at right outside linebacker and starting the season's final four games at middle linebacker ... Was inactive for two contests ... Ranked second on the team with 90 tackles (65 solo), including five behind the line ... Also added 1.5 sacks (-12.5 yards), an interception, five passes defended and three forced fumbles ... Posted seven tackles, combined for a sack, intercepted QB Jay Cutler and forced a WR Brandon Marshall fumble to earn AFC Defensive Player of the Week honors vs. Denver (9/28), becoming the first Chiefs linebacker to win the award since 2002 ... Was inactive with a thigh injury at San Diego (11/9) and vs. New Orleans (11/16) ... Made his first career start at middle linebacker at Denver (12/7).

2007: Started 16 games at left outside linebacker ... Ranked third on the club with 107 tackles (91 solo) with a team-high 16 for loss ... Joined with fellow LBs Napoleon Harris (123) and Donnie Edwards (108) to give the franchise its first trio of linebackers with triple-digit tackles

since '78 ... Contributed 4.0 sacks (-34.0 yards), two interceptions, seven passes defended, six QB pressures and three forced fumbles ... Tied a career high with 2.0 sacks (-18.0 yards) of Rex Grossman at Chicago (9/16). Also had seven tackles, two passes defended and a special teams stop ... Notched a sack and strip of Philip Rivers to set up a 50-yard TD return by CB Tyron Brackenridge at San Diego (9/30). Also intercepted his first career pass off of Rivers to go with three tackles and two QB pressures.

2006: Played in 13 games with 12 starts at left outside linebacker and was inactive for three contests ... Finished third on the team with 83 tackles (66 solo), including 5.0 for loss and two forced fumbles ... His 4.5 sacks (-22.5 yards) were third on the team ... Added four QB pressures, three passes defended and two fumble recoveries ... Collected nine tackles and 1.5 sacks of Alex Smith and forced a RB Frank Gore fumble vs. San Francisco (10/1) ... Produced five tackles and a career-high 2.0 sacks of Seneca Wallace vs. Seattle (10/29) ... Was inactive at Miami (11/12) with an ankle injury, ending a streak of 24 consecutive starts ... Amassed 12 tackles including two for loss in an AFC Wild Card Game at Indianapolis (1/6/07).

2005: Started all 16 games at left outside linebacker to become the first rookie linebacker in Chiefs history to start all 16 games since LB Dino Hackett accomplished the feat in '86 ... Named the club's Mack Lee Hill Award winner, an honor bestowed on Kansas City's top rookie or first-year player ... Ranked third on the squad with 110 tackles (87 solo), with four tackles for loss, 2.0 sacks (-14.0 yards), 10 QB pressures, one fumble recovery, two forced fumbles and nine passes defended ... Recorded six special teams tackles ... His 110 tackles were the fourth-highest total ever accumulated by a Chiefs rookie and were the most by a Kansas City rookie linebacker in team history since Hackett had 140 stops in '86 ... Started vs. the New York Jets (9/11), becoming the first Chiefs rookie linebacker to start a season opener since Percy Snow vs. Minnesota (9/9/90) ... Produced a season-high 11 tackles vs. Philadelphia (10/2).

COLLEGE: Appeared in 50 games (40 starts) at Texas, registering 458 tackles (281 solo), a school-record 65.0 tackles for loss, 10.5 sacks and 10 interceptions returned for 199 yards with a touchdown ... Also had five fumble recoveries, 11 forced fumbles, 39 QB pressures and 30 passes defended ... Was the first player in Longhorn annals to win the Butkus Award ... Earned the Bronko Nagurski Trophy as the top collegiate defensive player in 2004 ... Opened all 12 games as a senior in 2004, finishing the year with a career-high 130 tackles (73 solo) and 2.0 sacks (-15.0 yards) ... Had an NCAA single-season record nine forced fumbles, breaking the previous mark of eight shared by Syracuse DE Dwight Freeney (2001) and Boise State S Quintin Mikell (2002) ... Also returned an interception for 18 yards, added eight passes defended and 10 QB pressures ... Was a unanimous All-America and All-Big 12 selection ...

Started 13 games at weakside linebacker in 2003 as a junior, leading the club with 125 tackles (78 solo) and 20.0 stops behind the line ... Also had 2.0 sacks (-10.0 yards), three fumble recoveries, a forced fumble, four interceptions returned for 92 yards with a touchdown, nine passes defended and 10 QB pressures ... Started all 13 games as a sophomore in 2002 ... Ranked second on the club with 120 tackles (73 solo) ... Also had 2.0 sacks (-4.0 yards), 10 passes defended, four interceptions for 85 yards and 10 QB pressures ... Was a first-team All-Big 12 selection ... Played in 12 games (two starts) in 2001 as a true freshman, ranking second on the squad with 83 tackles (57 solo) and fourth with 4.5 sacks (-29.0 yards) ... Added nine QB pressures, one interception, two fumble recoveries and three passes defended ... Named *Sporting News* National Freshman of the Year ... Earned first-team Freshman All-America honors from *Sporting News* ... Chosen as the Big 12 Conference Co-Defensive Freshman of the Year ... Majored in Education.

PERSONAL:

- Registered 170 tackles (103 solo), 21.0 tackles for loss, 6.0 sacks, five forced fumbles and two interceptions, including one for a TD, as a senior at Waco High School in Waco, Texas.
- Once produced a career-high 30 tackles and four forced fumbles in a single game.
- Also lettered twice in basketball and ran a time of 10.5 seconds in the 100-meter dash.
- Established the "King of the Field - The Derrick Johnson Foundation" in 2005 to help provide opportunities for youth to achieve in both academics and in the community.

- "King of the Field Foundation" has paired with Thrivent Financial for Lutherans, KaBOOM! and more than 200 volunteers to construct three playgrounds in Kansas City.
- Serves as a spokesperson for Lift Up America, an organization that facilitates widespread compassion by providing gifts of food and comfort to our nation's less fortunate.
- Was named the 2007 Role Model of the Year by the children of the Greater Kansas City Boys & Girls Clubs.
- Brother, Dwight, played defensive tackle at Baylor ('96-99) and in the NFL with the Philadelphia Eagles (2000) and New York Giants (2002).
- Cousin, Bert Emanuel, was selected in the second round (45th overall) by Atlanta in '94 and played in the NFL as a wide receiver with Atlanta ('94-97), Tampa Bay ('98-99) and Miami (2000).
- Cousin, Ben Emanuel, was a defensive back at UCLA (2000-04). He was a fifth-round selection (171st overall) of Carolina in the 2005 NFL Draft.
- Cousin, Aaron Emanuel, was a standout running back at USC ('85-86, '88-89).
- Cousin, John Williams, was a defensive end at Oklahoma.
- Cousin, Kevin Emanuel, was a defensive lineman at Florida State (2000-03).
- Married; Wife, Tamika with a son, Derrick II (4).

**CHIEFS RECORD BOOK
800-TACKLE CLUB**

Tackles	Player	Seasons	Tackles	Player	Seasons
1. 999	Gary Spani	1978-86	4. 883	Donnie Edwards	'96-01, '07-08
2. 992	Art Still	1978-87	5. 874	Derrick Johnson	2005-12
3. 927	Deron Cherry	1981-91	6. 827	Kevin Ross	1984-93, '97

JOHNSON'S NFL STATISTICS

Year	Team	G-S	TACKLES			SACKS		INTERCEPTIONS			FUMBLES			QB	
			Solos	Asst.	Total	No.	Yds.	No.	Yds.	LG	PDs	FF	FR	Yds.	Press.
2005	Kansas City	16-16	87	23	110	2.0	14.0	0	0	--	9	2	1	0	10
2006	Kansas City	13-12	66	17	83	4.5	22.5	0	0	--	3	2	2	0	4
2007	Kansas City	16-16	91	16	107	4.0	34.0	2	18	12	7	3	0	0	6
2008	Kansas City	14-14	65	25	90	1.5	12.5	1	7	7	5	3	0	0	0
2009	Kansas City	15-3	24	9	33	1.0	7.0	3	175	70	5	1	0	0	1
2010	Kansas City	16-16	107	40	147	1.0	11.0	1	15	15	13	4	1	0	3
2011	Kansas City	16-16	131	48	179	2.0	10.0	2	18	17	5	1	1	0	13
2012	Kansas City	16-16	110	15	125	2.0	10.0	0	0	--	4	3	0	0	5
Totals		122-109	681	193	874	18.0	121.0	9	233	70	51	19	5	0	42

Additional Stats: Has 18 special teams tackles – six in 2005, one in 2006, one in 2007, one in 2008 and nine in 2009. Has three INT returns for TDs – two at Denver (1/3/10) and one vs. Jacksonville (10/24/10).

POSTSEASON

Year	Team	G-S	TACKLES			SACKS		INTERCEPTIONS			FUMBLES			QB	
			Solos	Asst.	Total	No.	Yds.	No.	Yds.	LG	PDs	FF	FR	Yds.	Press.
2006	Kansas City	1-1	10	2	12	0.0	0.0	0	0	--	0	0	0	0	0
2010	Kansas City	1-1	7	1	8	0.0	0.0	0	0	--	0	0	0	0	0
Totals		2-2	17	3	20	0.0	0.0	0	0	--	0	0	0	0	0

SINGLE-GAME CAREER HIGHS

Tackles: 17 (12 solo) at St. Louis (12/19/10)

Sacks: 2.0 vs. Seattle (10/29/06)
at Chicago (9/16/07)

Passes Defended: 4 at St. Louis (12/19/10)

INTs: 2 at Denver (1/3/10)

INT Return Yards: 105 at Denver (1/3/10)

Long INT Return: 70 at Baltimore (9/13/09)

Fumble Recoveries: 1, five times, last

at New York Jets (12/11/11)

Forced Fumbles: 1, 19 times, last

at Cleveland (12/9/12)

QB Pressures: 3 at New England (11/21/11)

at Chicago (12/4/11)

CHIEFS RECORD BOOK MOST TACKLES, SEASON

1. 179 Derrick Johnson 2011
2. 162 Mike Maslowski 2002
3. 157 Gary Spani 1979
4. 153 Gary Spani 1981
5. 151 Deron Cherry 1988
Donnie Edwards 1998, 2000
Scott Fujita 2003

CHIEFS RECORD BOOK MOST TACKLES, CONS. SEASONS

1. 326 Derrick Johnson (147, 179) ... 2010-11
2. 306 Gary Spani (157, 149) 1979-80
3. 302 Gary Spani (149, 153) 1980-81
4. 301 Gary Spani (144, 157) 1978-79
5. 298 Donnie Edwards (151, 147) ... 2000-01

CHIEFS RECORD BOOK MOST INT RETURN TDs, CAREER

1. 6 Bobby Bell 1963-74
2. 5 Emmitt Thomas 1966-78
Jim Kearney 1967-75
4. 4 Lloyd Burruss 1981-91
5. 3 Derrick Johnson 2005-12
Six others tied

CHIEFS RECORD BOOK MOST FORCED FUMBLES, CAREER

1. 45 Derrick Thomas 1989-99
2. 29 Neil Smith 1988-96
3. 24 Tamba Hali 2006-12
4. 19 Derrick Johnson 2005-12
5. 13 Kevin Ross 1984-93, '97
Jared Allen 2004-07

CHIEFS RECORD BOOK INTERCEPTION RETURN YARDS, GAME

1. 121 Lloyd Burruss ... vs. SD (10/19/86)
2. 118 Brandon Flowers ... at NYJ (10/26/08)
3. 108 Bobby Ply vs. SD (12/16/62)
4. 105 Derrick Johnson ... at DEN (1/3/10)
5. 102 Gary Barbaro ... vs. SEA (12/11/77)

CHIEFS RECORD BOOK INTERCEPTION RETURN TDs, GAME

1. 2 Jim Kearney at DEN (10/1/72)
Lloyd Burruss ... vs. SD (10/19/86)
Derrick Johnson ... at DEN (1/3/10)

JOHNSON'S INTERCEPTION RETURN TOUCHDOWNS (3)

Date	Opponent	Quarterback	Yds	Result
1/3/10	@ Denver	Kyle Orton	45	W 44-24
10/24/10	Jacksonville	Kyle Orton Todd Bouman	60 15	W 42-20

NFL RECORD BOOK: TWO INTERCEPTION RETURN TDs, LINEBACKER, GAME

Date	Player	Team	Opponent	Yardage	Result
10/24/48	Bill Blackburn	Chicago Cardinals	Boston	31, 27	W 49-27
11/22/95	Ken Norton	San Francisco	St. Louis	21, 35	W 44-10
1/3/10	Derrick Johnson	Kansas City	@ Denver	45, 60	W 44-24

JOHNSON'S GAME-BY-GAME STATISTICS**2012****CHIEFS**

Date	Opp.	Tkl	Ast	Tot	TFL	Sck	INT	FR	FF	PR	PD
9/9	ATLANTA	7	1	8	0	0.0	0-0	0	0	1	0
9/16	@ Buffalo	7	2	9	0	0.0	0-0	0	0	0	0
9/23	@ New Orleans	5	4	9	1	1.0	0-0	0	0	2	0
9/30	SAN DIEGO	6	0	6	1	0.0	0-0	0	0	0	0
10/7	BALTIMORE	6	0	6	0	0.0	0-0	0	0	0	0
10/14	@ Tampa Bay	10	2	12	0	0.0	0-0	0	0	0	0
10/28	OAKLAND	10	0	10	3	0.0	0-0	0	0	0	1
11/1	@ San Diego	4	1	5	0	0.0	0-0	0	0	0	0
11/12	@ Pittsburgh	12	1	13	2	0.0	0-0	0	1	0	0
11/18	CINCINNATI	10	0	10	1	0.0	0-0	0	1	0	0
11/25	DENVER	4	0	4	1	0.0	0-0	0	0	1	0
12/2	CAROLINA	5	0	5	0	0.0	0-0	0	0	0	0
12/9	@ Cleveland	5	2	7	2	0.0	0-0	0	1	0	0
12/16	@ Oakland	6	2	8	1	0.0	0-0	0	0	0	1
12/23	INDIANAPOLIS	7	0	7	0	1.0	0-0	0	0	1	0
12/30	@ Denver	6	0	6	0	0.0	0-0	0	0	0	2
TOTALS		110	15	125	12	2.0	0-0	0	3	5	4

2011**CHIEFS**

Date	Opp.	Tkl	Ast	Tot	TFL	Sck	INT	FR	FF	PR	PD
9/11	BUFFALO	4	2	6	0	0.0	0-0	0	0	0	0
9/18	@ Detroit	4	3	7	0	0.0	0-0	0	0	0	2
9/25	@ San Diego	7	2	9	0	0.0	0-0	0	0	2	1
10/2	MINNESOTA	9	4	13	2	0.0	0-0	0	0	1	0
10/9	@ Indianapolis	6	4	10	1	0.0	0-0	0	0	0	0
10/23	@ Oakland	12	4	16	0	0.0	0-0	0	0	2	0
10/31	SAN DIEGO	15	1	16	1	1.0	1-1	0	0	0	0
11/6	MIAMI	5	1	6	0	0.0	0-0	0	0	0	0
11/13	DENVER	7	4	11	0	0.0	0-0	0	0	0	0
11/21	@ New England	10	6	16	1	0.0	0-0	0	0	3	1
11/27	PITTSBURGH	10	3	13	1	0.0	0-0	0	0	0	0
12/4	@ Chicago	11	2	13	2	1.0	0-0	0	0	3	0
12/11	@ N.Y. Jets	13	2	15	2	0.0	0-0	1	0	0	0
12/18	GREEN BAY	8	4	12	1	0.0	0-0	0	1	0	0
12/24	OAKLAND	5	4	9	0	0.0	1-17	0	0	0	1
1/1/12	@ Denver	5	2	7	0	0.0	0-0	0	0	2	0
TOTALS		131	48	179	11	2.0	2-18	1	1	13	5

JOHNSON'S GAME-BY-GAME STATISTICS

2010

CHIEFS

Date	Opp.	Tkl	Ast	Tot	TFL	Sck	INT	FR	FF	PR	PD
9/13	SAN DIEGO	10	3	13	1	0.0	0-0	0	1	0	0
9/19	@ Cleveland	8	3	11	0	0.0	0-0	0	0	0	0
9/26	SAN FRANCISCO	3	6	9	0	0.0	0-0	0	0	0	1
10/10	@ Indianapolis	9	4	13	0	0.0	0-0	0	0	1	1
10/17	@ Houston	5	2	7	0	0.0	0-0	0	0	0	0
10/24	JACKSONVILLE	4	2	6	1	0.0	1-15t	0	0	0	0
10/31	BUFFALO	8	3	11	0	0.0	0-0	0	1	1	3
11/7	@ Oakland	7	2	9	2	0.0	0-0	0	1	0	0
11/14	@ Denver	12	2	14	1	0.0	0-0	0	0	0	2
11/21	ARIZONA	3	2	5	0	0.0	0-0	0	0	1	0
11/28	@ Seattle	5	1	6	0	1.0	0-0	0	1	0	1
12/5	DENVER	2	1	3	0	0.0	0-0	0	0	0	0
12/12	@ San Diego	9	1	10	0	0.0	0-0	0	0	0	0
12/19	@ St. Louis	12	5	17	0	0.0	0-0	0	0	0	4
12/26	TENNESSEE	4	0	4	1	0.0	0-0	0	0	0	1
1/2/11	OAKLAND	6	3	9	0	0.0	0-0	1	0	0	0
TOTALS		107	40	147	6	1.0	1-15	1	4	3	15

1/9/11	BALTIMORE	7	1	8	1	0.0	0-0	0	0	0	0
PLAYOFF TOTALS		7	1	8	1	0.0	0-0	0	0	0	0

2009

CHIEFS

Date	Opp.	Tkl	Ast	Tot	TFL	Sck	INT	FR	FF	PR	PD
9/13	@ Baltimore	3	1	4	0	0.0	1-70	0	0	1	1
9/20	OAKLAND	1	0	1	0	1.0	0-0	0	0	0	0
9/27	@ Philadelphia						<i>Inactive/Groin</i>				
10/4	N.Y. GIANTS	0	0	0	0	0.0	0-0	0	0	0	0
10/11	DALLAS	0	0	0	0	0.0	0-0	0	0	0	0
10/18	@ Washington	3	1	4	0	0.0	0-0	0	0	0	0
10/25	SAN DIEGO	1	0	1	1	0.0	0-0	0	0	0	0
11/8	@ Jacksonville	1	1	2	0	0.0	0-0	0	1	0	0
11/15	@ Oakland	0	2	2	0	0.0	0-0	0	0	0	0
11/22	PITTSBURGH	6	1	7	0	0.0	0-0	0	0	0	0
11/29	@ San Diego	1	0	1	0	0.0	0-0	0	0	0	0
12/6	DENVER	1	0	1	0	0.0	0-0	0	0	0	1
12/13	BUFFALO	2	2	4	0	0.0	0-0	0	0	0	0
12/20	CLEVELAND	1	1	2	0	0.0	0-0	0	0	0	0
12/27	@ Cincinnati	0	0	0	0	0.0	0-0	0	0	0	0
1/3/10	@ Denver	4	0	4	0	0.0	2-105	0	0	0	3
TOTALS		24	9	33	1	1.0	3-175	0	1	1	5

2008

CHIEFS

Date	Opp.	Tkl	Ast	Tot	TFL	Sck	INT	FR	FF	PR	PD
9/7	@ New England	3	1	4	0	1.0	0-0	0	0	0	0
9/14	OAKLAND	4	2	6	0	0.0	0-0	0	0	0	0
9/21	@ Atlanta	1	1	2	0	0.0	0-0	0	0	0	0
9/28	DENVER	4	3	7	0	0.5	1-7	0	1	0	1
10/5	@ Carolina	8	1	9	0	0.0	0-0	0	0	0	1
10/19	TENNESSEE	5	2	7	1	0.0	0-0	0	0	0	0
10/26	@ N.Y. Jets	5	0	5	1	0.0	0-0	0	0	0	0
11/2	TAMPA BAY	4	1	5	0	0.0	0-0	0	0	0	0
11/9	@ San Diego						<i>Inactive/Thigh</i>				
11/16	NEW ORLEANS						<i>Inactive/Thigh</i>				
11/23	BUFFALO	2	3	5	0	0.0	0-0	0	0	0	0
11/30	@ Oakland	7	2	9	0	0.0	0-0	0	1	0	1
12/7	@ Denver	7	1	8	0	0.0	0-0	0	0	0	1
12/14	SAN DIEGO	3	2	5	0	0.0	0-0	0	0	0	0
12/21	MIAMI	5	2	7	1	0.0	0-0	0	0	0	0
12/28	@ Cincinnati	7	4	11	2	0.0	0-0	0	0	0	1
TOTALS		65	25	90	5	1.5	1-7	0	2	0	5

JOHNSON'S GAME-BY-GAME STATISTICS

2007

CHIEFS

Date	Opp.	Tkl	Ast	Tot	TFL	Sck	INT	FR	FF	PR	PD
9/9	@ Houston	7	0	7	0	0.0	0-0	0	0	1	0
9/16	@ Chicago	5	2	7	0	2.0	0-0	0	0	0	2
9/23	MINNESOTA	8	2	10	1	0.0	0-0	0	0	0	0
9/30	@ San Diego	2	1	3	0	1.0	1-6	0	1	2	1
10/7	JACKSONVILLE	5	0	5	0	0.0	0-0	0	0	0	0
10/14	CINCINNATI	2	0	2	1	0.0	0-0	0	0	0	0
10/21	@ Oakland	10	0	10	1	0.0	0-0	0	0	0	0
11/4	GREEN BAY	7	2	9	2	0.0	0-0	0	0	0	0
11/11	DENVER	11	1	12	3	0.0	1-12	0	1	1	1
11/18	@ Indianapolis	4	1	5	2	0.0	0-0	0	0	2	1
11/25	OAKLAND	7	1	8	1	0.0	0-0	0	0	0	0
12/2	SAN DIEGO	6	1	7	1	1.0	0-0	0	1	0	0
12/9	@ Denver	2	0	2	0	0.0	0-0	0	0	0	0
12/16	TENNESSEE	7	2	9	2	0.0	0-0	0	0	0	0
12/23	@ Detroit	5	2	7	1	0.0	0-0	0	0	0	0
12/30	@ N.Y. Jets	3	1	4	1	0.0	0-0	0	0	0	2
TOTALS		91	16	107	16	4.0	2-18	0	3	6	7

2006

CHIEFS

Date	Opp.	Tkl	Ast	Tot	TFL	Sck	INT	FR	FF	PR	PD
9/10	CINCINNATI	9	0	9	0	0.0	0-0	1	0	1	0
9/17	@ Denver	3	2	5	1	0.0	0-0	0	0	1	0
10/1	SAN FRANCISCO	7	2	9	1	1.5	0-0	0	1	0	1
10/8	@ Arizona	6	2	8	1	0.0	0-0	0	0	0	0
10/15	@ Pittsburgh	5	2	7	0	0.0	0-0	0	0	1	0
10/22	SAN DIEGO	7	2	9	0	1.0	0-0	0	1	1	0
10/29	SEATTLE	2	3	5	0	2.0	0-0	0	0	0	0
11/5	@ St. Louis	1	1	2	0	0.0	0-0	0	0	0	0
11/12	@ Miami					<i>Inactive/Ankle</i>					
11/19	OAKLAND					<i>Inactive/Ankle</i>					
11/23	DENVER	1	0	1	0	0.0	0-0	0	0	0	0
12/3	@ Cleveland					<i>Inactive/Ankle</i>					
12/10	BALTIMORE	6	1	7	0	0.0	0-0	0	0	0	0
12/17	@ San Diego	6	1	7	2	0.0	0-0	0	0	0	2
12/23	@ Oakland	9	0	9	0	0.0	0-0	1	0	0	0
12/31	JACKSONVILLE	4	1	5	0	0.0	0-0	0	0	0	0
TOTALS		66	17	83	5	4.5	0-0	2	2	4	3

1/6/07 @ Indianapolis 10 2 12 2 0.0 0-0 0 0 0 0

PLAYOFF TOTALS 10 2 12 2 0.0 0-0 0 0 0 0

2005

CHIEFS

Date	Opp.	Tkl	Ast	Tot	TFL	Sck	INT	FR	FF	PR	PD
9/11	N.Y. JETS	7	1	8	0	1.0	0-0	0	1	2	1
9/18	@ Oakland	6	4	10	0	0.0	0-0	1	0	0	0
9/26	@ Denver	5	2	7	0	0.0	0-0	0	1	0	0
10/2	PHILADELPHIA	9	2	11	0	0.0	0-0	0	0	0	1
10/16	WASHINGTON	9	1	10	0	0.0	0-0	0	0	1	0
10/21	@ Miami	3	2	5	0	0.0	0-0	0	0	1	0
10/30	@ San Diego	8	1	9	0	0.0	0-0	0	0	2	1
11/6	OAKLAND	4	1	5	0	0.0	0-0	0	0	2	0
11/13	@ Buffalo	6	2	8	0	0.0	0-0	0	0	0	1
11/20	@ Houston	4	1	5	0	0.0	0-0	0	0	2	2
11/27	NEW ENGLAND	3	0	3	0	0.0	0-0	0	0	0	1
12/4	DENVER	3	3	6	0	1.0	0-0	0	0	0	1
12/11	@ Dallas	3	1	4	0	0.0	0-0	0	0	0	0
12/17	@ N.Y. Giants	6	2	8	0	0.0	0-0	0	0	0	1
12/24	SAN DIEGO	5	0	5	1	0.0	0-0	0	0	0	0
1/1/06	CINCINNATI	6	0	6	3	0.0	0-0	0	0	0	0
TOTALS		87	23	110	4	2.0	0-0	1	2	10	9



**EDGAR
JONES**
LINEBACKER



6-3 • 262 • Born: 12/1/84
Rayville, La. • NFL Exp: 7 (2nd with Chiefs)
GP/GS (Playoffs): 57/0 (7/0)
Acq: FA-13 • Southeast Missouri

PRO CAREER:

- Sixth-year linebacker enters his second season with the Chiefs after signing as an unrestricted free agent on July 30, 2012.
- Has played in 57 games with Kansas City (2012) and Baltimore (2007-11), primarily on special teams.
- Versatile athlete has played outside linebacker, defensive end, tight end and fullback during his NFL career.
- Has nine tackles (five solo), 1.5 sacks (-4.5 yards), 39 special teams tackles, two special teams fumble recoveries, including one returned for an 11-yard touchdown at Tampa Bay (10/14/12) and two receptions for 33 yards (16.5 avg.) in his career.
- Also has seen action in seven postseason contests - including two AFC Championship Games - and has recorded four special teams tackles.
- Originally entered the NFL with the Ravens in 2007 as an undrafted free agent from Southeast Missouri State University.
- Was the only undrafted rookie free agent to make the Ravens' 53-man roster in 2007.

TRANSACTIONS: Signed with Kansas City (4/1/13) ... Signed with Kansas City as an unrestricted free agent (7/30/12) ... Signed with Baltimore (11/2/11) ... Released by Washington (9/3/11) ... Signed with Washington (1/6/11) ... Released by Baltimore (10/23/10) ... Re-signed with Baltimore as an unrestricted free agent (3/15/10) ... Activated from Baltimore's practice squad (10/14/08) ... Added to Baltimore's practice squad (9/9/08) ... Signed with Baltimore as an undrafted free agent (5/4/07).

KANSAS CITY (2012): Appeared in 16 games, recording three tackles (two solo), seven special teams tackles and two special teams fumble recoveries, with one returned 11 yards for a touchdown ... Generated two tackles (one solo) vs. Atlanta (9/9) ... Grabbed one solo tackle and one special teams stop at Buffalo (9/16) ... Posted two special teams tackles at New Orleans (9/23) ... Produced one special teams stop vs. San Diego (9/30) ... Grabbed a special teams tackle and recovered a WR Deonte Thompson fumble on a kickoff return vs. Baltimore (10/7) ... Collected one special teams tackle and returned a P Michael Koenen fumble after a blocked punt 11 yards for a touchdown at Tampa Bay (10/14) ... Grabbed a special teams stop vs. Carolina (12/2).

BALTIMORE (2007-11): Saw action in 41 games for the Ravens, primarily on special teams ... Recorded six tackles (three solo) and 1.5 sacks (-4.5 yards) on defense, 32 special teams tackles and two receptions for 33 yards (16.5 avg.) as a tight end.

2011: Played in the final nine games of the regular season season and two postseason contests on special teams after signing as a free agent on Nov. 2 ... Notched three special teams tackles ... Recorded two special teams stops vs. Houston (1/15/12) in an AFC Wild Card game ... Attended training camp with the Washington Redskins before being released on Sept. 3.

2010: Saw action in five games on special teams ... Recorded two special teams tackles and one forced fumble ... Forced a fumble on kickoff coverage vs. Denver (10/10) ... Released on Oct. 23.

2009: Appeared in all 16 games and two postseason contests on special teams and also saw reserve action as a tight end ... Finished fourth on the team with a career-high 19 special teams tackles ... Posted a career-best four special teams tackles (three solo) vs. Cleveland (9/27) ... Registered one reception for eight yards vs. Detroit (12/13).

2008: Competed in seven games and three postseason contests, showing his versatility by playing tight end and outside linebacker/defensive in addition to special teams ... Recorded one tackle, combined for a sack (-4.5 yards) and collected six tackles and a fumble recovery on special teams ... Posted three special teams tackles vs. Oakland (10/26) ... Made his first career reception for a 25-yard gain vs. Jacksonville and posted a tackle on defense vs. Jacksonville (12/28).

2007: Was the only undrafted free agent to earn a spot on Baltimore's 53-man roster ... Played in four games on defense and special teams, recording five tackles, 1.0 sack and two special teams stops ... Notched his first career tackle and sack at Miami (12/16) ... Made NFL debut vs. Arizona (9/23).

COLLEGE: Played in 34 games (22 starts) as a defensive end during his four-year career at Southeast Missouri State University ... Was named a first-team All-American as a senior in 2006 after leading NCAA Division I-AA with 12.0 sacks (-88.0 yards) ... Started all 11 games, recording 53 tackles (37 solo), a team-high 18 tackles for loss

(-103.0 yards), one forced fumble, two passes defended and two QB hurries ... Was named MVP of the Magnolia Gridiron Classic all-star game after recording 4.0 sacks in the contest ... Collected 2.5 sacks in each of the first two games of the season ... Started all 11 games as a junior in 2005, collecting 31 tackles (22 solo), 4.0 sacks (-21.0 yards), six tackles for loss (-23.0 yards), two passes defended, two QB pressures and blocked a punt that he recovered and returned for 26 yards ... Played in seven games as a sophomore in 2004 in a reserve role, notching 18 tackles (10 solo) while battling an arm injury ... Competed in five games in 2003 as a true freshman, recording seven tackles (four solo) and two passes defended ... Graduated

in May 2010 with a bachelor's degree in Criminal Justice after completing his coursework through online classes.

PERSONAL:

- Was a two-time All-State and four-time All-District selection as a defensive end and tight end at Rayville High School in Rayville, La.
- A three-time All-State basketball player that once scored 59 points in a single game.
- Is one of only three former Southeast Missouri football players who have continued their careers in the NFL, joining Tennessee C Eugene Amano and New England C Dan Connolly.

JONES' NFL STATISTICS

Year	Team	G-S	TACKLES			SACKS		INTERCEPTIONS			FUMBLES			QB	
			Solos	Asst.	Total	No.	Yds.	No.	Yds.	LG	PDs	FF	FR	Yds.	Press.
2007	Baltimore	4-0	2	3	5	1.0	0.0	0	0	--	0	0	0	0	--
2008	Baltimore	7-0	1	0	1	0.5	4.5	0	0	--	0	0	0	0	--
2009	Baltimore	16-0	0	0	0	0.0	0.0	0	0	--	0	0	0	0	--
2010	Baltimore	5-0	0	0	0	0.0	0.0	0	0	--	0	0	0	0	--
2011	Baltimore	9-0	0	0	0	0.0	0.0	0	0	--	0	0	0	0	--
2012	Kansas City	16-0	2	1	3	0.0	0.0	0	0	--	0	0	0	0	--
Totals		57-0	5	4	9	1.5	4.5	0	0	--	0	0	0	0	--

Additional Stats: Has 39 special teams tackles - two in 2007, six in 2008, 19 in 2009, two in 2010, three in 2011 and seven in 2012. Has also recorded a special teams forced fumble vs. Denver (10/10/10) and three fumble recoveries - one at the N.Y. Giants (11/16/08), one vs. Baltimore (10/7/12), and one at Tampa Bay (10/14/12), which he returned 11 yards for a touchdown. Has two receptions for 33 yards - one for 25 yards vs. Jacksonville (12/28/08) and one for eight yards vs. Detroit (12/13/09).

POSTSEASON

Year	Team	G-S	TACKLES			SACKS		INTERCEPTIONS			FUMBLES			QB	
			Solos	Asst.	Total	No.	Yds.	No.	Yds.	LG	PDs	FF	FR	Yds.	Press.
2008	Baltimore	3-0	0	0	0	0.0	0.0	0	0	--	0	0	0	0	--
2009	Baltimore	2-0	0	0	0	0.0	0.0	0	0	--	0	0	0	0	--
2011	Baltimore	2-0	0	0	0	0.0	0.0	0	0	--	0	0	0	0	--
Totals		0-0	0	0	0	0.0	0.0	0	0	--	0	0	0	0	--

SINGLE-GAME CAREER HIGHS

Tackles: 4 (two solo) at Miami (12/16/07)

Sacks: 1.0 at Miami (12/16/07)

JONES' GAME-BY-GAME STATISTICS

2012

CHIEFS

Date	Opp.	Tkl	Ast	Tot	TFL	Sck	INT	FR	FF	PR	PD
9/9	ATLANTA	1	1	2	0	0.0	0-0	0	0	0	0
9/16	@ Buffalo	1	0	1	0	0.0	0-0	0	0	0	0
9/23	@ New Orleans	0	0	0	0	0.0	0-0	0	0	0	0
9/30	SAN DIEGO	0	0	0	0	0.0	0-0	0	0	0	0
10/7	BALTIMORE	0	0	0	0	0.0	0-0	0	0	0	0
10/14	@ Tampa Bay	0	0	0	0	0.0	0-0	0	0	0	0
10/28	OAKLAND	0	0	0	0	0.0	0-0	0	0	0	0
11/1	@ San Diego	0	0	0	0	0.0	0-0	0	0	0	0
11/12	@ Pittsburgh	0	0	0	0	0.0	0-0	0	0	0	0
11/18	CINCINNATI	0	0	0	0	0.0	0-0	0	0	0	0
11/25	DENVER	0	0	0	0	0.0	0-0	0	0	0	0
12/2	CAROLINA	0	0	0	0	0.0	0-0	0	0	0	0
12/9	@ Cleveland	0	0	0	0	0.0	0-0	0	0	0	0
12/16	@ Oakland	0	0	0	0	0.0	0-0	0	0	0	0
12/23	INDIANAPOLIS	0	0	0	0	0.0	0-0	0	0	0	0
12/30	@ Denver	0	0	0	0	0.0	0-0	0	0	0	0
TOTALS		2	1	3	0	0.0	0-0	0	0	0	0

2011

RAVENS

Date	Opp.	Tkl	Ast	Tot	TFL	Sck	INT	FR	FF	PR	PD
9/11	PITTSBURGH										
9/18	@ Tennessee										
9/25	@ St. Louis										
10/9	N.Y. JETS										
10/16	HOUSTON										
10/24	@ Jacksonville										
10/30	ARIZONA										
11/6	@ Pittsburgh	0	0	0	0	0.0	0-0	0	0	0	0
11/13	@ Seattle	0	0	0	0	0.0	0-0	0	0	0	0
11/20	CINCINNATI	0	0	0	0	0.0	0-0	0	0	0	0
11/24	SAN FRANCISCO	0	0	0	0	0.0	0-0	0	0	0	0
12/4	@ Cleveland	0	0	0	0	0.0	0-0	0	0	0	0
12/11	INDIANAPOLIS	0	0	0	0	0.0	0-0	0	0	0	0
12/18	@ San Diego	0	0	0	0	0.0	0-0	0	0	0	0
12/24	CLEVELAND	0	0	0	0	0.0	0-0	0	0	0	0
1/1/12	@ Cincinnati	0	0	0	0	0.0	0-0	0	0	0	0
TOTALS		0	0	0	0	0.0	0-0	0	0	0	0
1/15/12	HOUSTON	0	0	0	0	0.0	0-0	0	0	0	0
1/22/12	@ New England	0	0	0	0	0.0	0-0	0	0	0	0
PLAYOFF TOTALS		0	0	0	0	0.0	0-0	0	0	0	0

2010

RAVENS

Date	Opp.	Tkl	Ast	Tot	TFL	Sck	INT	FR	FF	PR	PD
9/13	@ N.Y. Jets	0	0	0	0	0.0	0-0	0	0	0	0
9/19	@ Cincinnati	0	0	0	0	0.0	0-0	0	0	0	0
9/26	CLEVELAND	0	0	0	0	0.0	0-0	0	0	0	0
10/3	@ Pittsburgh										
10/10	DENVER	1	0	1	0	0.0	0-0	0	0	0	0
10/17	@ New England	1	0	1	0	0.0	0-0	0	0	0	0
10/24	BUFFALO										
11/7	MIAMI										
11/11	@ Atlanta										
11/21	@ Carolina										
11/28	TAMPA BAY										
12/5	PITTSBURGH										
12/13	@ Houston										
12/19	NEW ORLEANS										
12/26	@ Cleveland										
1/2/11	CINCINNATI										
TOTALS		2	0	2	0	0.0	0-0	0	0	0	0

JONES' GAME-BY-GAME STATISTICS

2009

RAVENS

Date	Opp.	RECEIVING					RUSHING				
		No.	Yds.	Avg.	LG	TD	No.	Yds.	Avg.	LG	TD
9/13	KANSAS CITY	0	0	0.0	--	0	0	0	0.0	--	0
9/20	@ San Diego	0	0	0.0	--	0	0	0	0.0	--	0
9/27	CLEVELAND	0	0	0.0	--	0	0	0	0.0	--	0
10/4	@ New England	0	0	0.0	--	0	0	0	0.0	--	0
10/11	CINCINNATI	0	0	0.0	--	0	0	0	0.0	--	0
10/18	@ Minnesota	0	0	0.0	--	0	0	0	0.0	--	0
11/1	DENVER	0	0	0.0	--	0	0	0	0.0	--	0
11/8	@ Cincinnati	0	0	0.0	--	0	0	0	0.0	--	0
11/16	@ Cleveland	0	0	0.0	--	0	0	0	0.0	--	0
11/22	INDIANAPOLIS	0	0	0.0	--	0	0	0	0.0	--	0
11/29	PITTSBURGH	0	0	0.0	--	0	0	0	0.0	--	0
12/7	@ Green Bay	0	0	0.0	--	0	0	0	0.0	--	0
12/13	DETROIT	1	8	8.0	8	0	0	0	0.0	--	0
12/20	CHICAGO	0	0	0.0	--	0	0	0	0.0	--	0
12/27	@ Pittsburgh	0	0	0.0	--	0	0	0	0.0	--	0
1/3/10	@ Oakland	0	0	0.0	--	0	0	0	0.0	--	0
TOTALS		1	8	8.0	8	0	0	0	0.0	--	0
1/10/10	@ New England	0	0	0.0	--	0	0	0	0.0	--	0
1/16/10	@ Oakland	0	0	0.0	--	0	0	0	0.0	--	0
PLAYOFF TOTALS		0	0	0.0	--	0	0	0	0.0	--	0

2008

RAVENS

Date	Opp.	Tkl	Ast	Tot	TFL	Sck	INT	FR	FF	PR	PD
9/7	CINCINNATI										
9/21	CLEVELAND										
9/29	@ Pittsburgh										
10/5	TENNESSEE										
10/12	@ Indianapolis										
10/19	@ Miami	0	0	0	0	0.0	0-0	0	0	0	0
10/26	OAKLAND	0	0	0	0	0.0	0-0	0	0	0	0
11/2	@ Cleveland	0	0	0	0	0.0	0-0	0	0	0	0
11/9	@ Houston	1	0	1	0	0.5	0-0	0	0	0	0
11/16	@ N.Y. Giants	0	0	0	0	0.0	0-0	0	0	0	0
11/23	PHILADELPHIA										
11/30	@ Cincinnati										
12/7	WASHINGTON										
12/14	PITTSBURGH	0	0	0	0	0.0	0-0	0	0	0	0
12/20	@ Dallas										
12/28	JACKSONVILLE	0	0	0	0	0.0	0-0	0	0	0	0
TOTALS		1	0	1	0	0.5	0-0	0	0	0	0
1/4/09	@ Miami	0	0	0	0	0.0	0	0	0	0	0
12/24	@ Tennessee	0	0	0	0	0.0	0	0	0	0	0
1/1/12	@ Pittsburgh	0	0	0	0	0.0	0	0	0	0	0
PLAYOFF TOTALS		0	0	0	0	0.0	0-0	0	0	0	0

JONES' GAME-BY-GAME STATISTICS

2007

RAVENS

Date	Opp.	Tkl	Ast	Tot	TFL	Sck	INT	FR	FF	PR	PD
9/10	@ Cincinnati					Inactive					
9/16	N.Y. JETS					Inactive					
9/26	ARIZONA	0	0	0	0	0.0	0-0	0	0	0	0
9/30	@ Cleveland					Inactive					
10/7	@ San Francisco					Inactive					
10/14	ST. LOUIS					Inactive					
10/21	@ Buffalo					Inactive					
11/5	@ Pittsburgh					Not on roster					
11/11	CINCINNATI					Inactive					
11/28	CLEVELAND					Inactive					
11/25	@ San Diego					Inactive					
12/3	NEW ENGLAND					Inactive					
12/9	INDIANAPOLIS					Inactive					
12/16	@ Miami	2	2	4	0	1.0	0-0	0	0	0	0
12/23	@ Seattle	0	1	1	0	0.0	0-0	0	0	0	0
12/30	PITTSBURGH	0	0	0	0	0.0	0-0	0	0	0	0
TOTALS		2	3	5	0	1.0	0-0	0	0	0	0



AKEEM
JORDAN

LINEBACKER



55

6-1 • 230 • Born: 8/17/85
 Harrisonburg, Va. • NFL Exp: 7 (1st with Chiefs)
 GP/GS (Playoffs): 82/34 (5/3)
 Acq: FA-13 • James Madison

PRO CAREER:

- Seventh-year linebacker enters his first season with the Chiefs.
- Played six seasons in Philadelphia, recording 184 tackles (151 solo), 1.0 sacks (-6.0 yards), two interceptions, seven passes defended, two forced fumbles and two fumble recoveries.
- Has played in five postseason contests (three starts), including the 2009 NFC Championship Game.

TRANSACTIONS: Signed with Kansas City (4/15/13) ... Declared Free Agent (3/12/13) ... Originally entered the NFL as a rookie free agent with the Philadelphia Eagles (9/4/07).

PHILADELPHIA (2007-12): Played in 82 games (34 starts) ... Recorded 184 tackles, 1.0 sacks (-6.0 yds.), two interceptions (-14.0 yds.), two forced fumbles, two fumble recoveries and seven passes defended ... Returned a kick for one yard ... Played in five postseason contests (three starts) ... recorded 11 tackles.

2012: Played in 14 games (seven starts) ... Recorded 33 tackles (26 solo) and two forced fumbles ... Returned a kickoff for one yard.

2011: Saw action in 15 games (seven starts) ... Had 26 tackles (20 solo).

2010: Played in 16 contests (three starts), recording 15 tackles (13 solo) and one pass defended ... Saw action in one postseason contest.

2009: Played in 12 games (10 starts) ... Had 56 tackles (46 solo), 1.0 sacks (-6.0 yds.), two interceptions (-14.0 yds.) and six passes defended ... Saw action in one postseason contest.

2008: Played in all 16 games (six starts) ... Recorded 45 tackles (38 solo) and had two fumble recoveries ... Started all three of the Eagles postseason games, including the NFC Championship game ... Recorded 11 tackles (seven solo).

2007: Played in nine games (one start) ... Recorded nine tackles (eight solo).

COLLEGE: Played in 50 games (26 starts) at Division I-AA James Madison ... Had 299 tackles and 7.5 sacks in his career ... After recording 140 tackles, 17 tackles for a loss, 5.5 sacks, one forced fumble and one fumble recovery his senior year (2006) he was named Atlantic-10 Conference defensive Player of the Year and finished second in the Buck Buchanan voting ... Left JMU ranked third on the school's all-time interception return yardage list with six interceptions returned 155 yards ... Majored in sociology.

PERSONAL:

- Prepped at Harrisonburg High School in Harrisonburg, Va.
- Became the first player from JMU to start in a NFL game since WR Macey Brooks started three games for the Bears in 2000.
- Earned all-state honors as a linebacker and a running back at Harrisonburg HS, where he helped the team to a state title his juniro year.
- Has won a championship at every level except the NFL.
- Also lettered in basketball and track.
- Full Name: Akeem Raphael Jordan.

JORDAN'S NFL STATISTICS

Year	Team	G-S	TACKLES			SACKS		INTERCEPTIONS			FUMBLES			QB	
			Solos	Asst.	Total	No.	Yds.	No.	Yds.	LG	PDs	FF	FR		Yds.
2007	Philadelphia	9-1	8	1	9	0.0	0.0	0	0	--	0	0	0	--	
2008	Philadelphia	16-6	38	7	45	0.0	0.0	0	0	--	0	2	0	--	
2009	Philadelphia	12-10	46	10	56	1.0	6.0	2	14	11	6	0	0	--	
2010	Philadelphia	16-3	13	2	15	0.0	0.0	0	0	--	1	0	0	--	
2011	Philadelphia	15-7	20	6	26	0.0	0.0	0	0	--	0	0	0	--	
2012	Philadelphia	14-7	26	7	33	0.0	0.0	0	0	--	0	0	0	--	
Totals		82-34	151	33	184	1.0	6.0	2	14	11	7	2	2	0	--

Additional Stats: Has 80 special teams tackles - 11 in 2007, 17 in 2008, 15 in 2009, 11 in 2010, 14 in 2011 and 12 in 2009. Returned a kick one yard vs. Baltimore (9/16/12).

POSTSEASON

Year	Team	G-S	TACKLES			SACKS		INTERCEPTIONS			FUMBLES			QB
			Solos	Asst.	Total	No.	Yds.	No.	Yds.	LG	PDs	FF	FR	
2008	Philadelphia	3-3	7	4	11	0.0	0.0	0	0	--	0	0	0	--
2009	Philadelphia	1-0	0	0	0	0.0	0.0	0	0	--	0	0	0	--
2010	Philadelphia	1-0	0	0	0	0.0	0.0	0	0	--	0	0	0	--
Totals		5-3	7	4	11	0.0	0.0	0	0	--	0	0	0	0

SINGLE-GAME CAREER HIGHS

Tackles: 11 (10 solo) vs. Dallas (12/28/08) **Long INT Return:** 11, at Carolina (9/13/09)
Sacks: 1.0 at Carolina (9/13/09) **Fumble Recoveries:** 1, twice, last vs. Arizona (11/27/08)
Passes Defended: 2, vs. Tampa Bay (10/11/09) **Forced Fumbles:** 1, twice, last at Washington (11/28/12)
INTs: 1, twice, last vs. New Orleans (9/20/09)
INT Return Yards: 11, at Carolina (9/13/09)

JORDAN'S GAME-BY-GAME STATISTICS

2012

EAGLES

Date	Opp.	Tkl	Ast	Tot	TFL	Sck	INT	FR	FF	PR	PD
9/9	@ Cleveland	1	0	1	--	0.0	0-0	0	0	--	0
9/16	BALTIMORE	2	0	2	--	0.0	0-0	0	0	--	0
9/23	@ Arizona	0	0	0	--	0.0	0-0	0	0	--	0
9/30	N.Y. GIANTS	<i>Inactive/Hamstring</i>									
10/7	@ Pittsburgh	<i>Inactive/Hamstring</i>									
10/14	DETROIT	1	2	3	--	0.0	0-0	0	1	--	0
10/28	ATLANTA	2	0	2	--	0.0	0-0	0	0	--	0
11/5	@ New Orleans	3	2	5	--	0.0	0-0	0	0	--	0
11/11	DALLAS	3	1	4	--	0.0	0-0	0	0	--	0
11/18	@ Washington	3	1	4	--	0.0	0-0	0	1	--	0
11/26	CAROLINA	2	0	2	--	0.0	0-0	0	0	--	0
12/2	@ Dallas	3	1	4	--	0.0	0-0	0	0	--	0
12/9	@ Tampa Bay	0	0	0	--	0.0	0-0	0	0	--	0
12/13	CINCINNATI	0	0	0	--	0.0	0-0	0	0	--	0
12/23	WASHINGTON	0	0	0	--	0.0	0-0	0	0	--	0
12/30	@ N.Y. Giants	6	0	6	--	0.0	0-0	0	0	--	0
TOTALS		26	7	33	--	0.0	0-0	0	2	--	0

JORDAN'S GAME-BY-GAME STATISTICS

2011

EAGLES

Date	Opp.	Tkl	Ast	Tot	TFL	Sck	INT	FR	FF	PR	PD
9/11	@ St. Louis	0	0	0	--	0.0	0-0	0	0	--	0
9/18	@ Atlanta					<i>Inactive/Shoulder</i>					
9/25	N.Y. GIANTS	0	1	1	--	0.0	0-0	0	0	--	0
10/2	SAN FRANCISCO	0	0	0	--	0.0	0-0	0	0	--	0
10/9	@ Buffalo	0	0	0	--	0.0	0-0	0	0	--	0
10/23	@ Washington	0	0	0	--	0.0	0-0	0	0	--	0
10/31	DALLAS	0	0	0	--	0.0	0-0	0	0	--	0
11/6	CHICAGO	0	0	0	--	0.0	0-0	0	0	--	0
11/13	ARIZONA	3	0	3	--	0.0	0-0	0	0	--	0
11/21	@ N.Y. Giants	0	1	1	--	0.0	0-0	0	0	--	0
11/27	NEW ENGLAND	1	0	1	--	0.0	0-0	0	0	--	0
12/4	@ Seattle	3	3	6	--	0.0	0-0	0	0	--	0
12/11	@ Miami	3	0	3	--	0.0	0-0	0	0	--	0
12/18	N.Y. JETS	4	1	5	--	0.0	0-0	0	0	--	0
12/24	@ Dallas	3	0	3	--	0.0	0-0	0	0	--	0
1/1/12	WASHINGTON	3	0	3	--	0.0	0-0	0	0	--	0
TOTALS		20	6	26	--	0.0	0-0	0	0	--	0

2010

EAGLES

Date	Opp.	Tkl	Ast	Tot	TFL	Sck	INT	FR	FF	PR	PD
9/12	GREEN BAY	0	0	0	--	0.0	0-0	0	0	--	0
9/19	@ Detroit	2	1	3	--	0.0	0-0	0	0	--	0
9/26	@ Jacksonville	5	0	5	--	0.0	0-0	0	0	--	0
10/3	WASHINGTON	0	0	0	--	0.0	0-0	0	0	--	0
10/10	@ San Francisco	0	0	0	--	0.0	0-0	0	0	--	0
10/17	ATLANTA	0	0	0	--	0.0	0-0	0	0	--	0
10/24	@ Tennessee	0	0	0	--	0.0	0-0	0	0	--	0
11/7	INDIANAPOLIS	0	0	0	--	0.0	0-0	0	0	--	0
11/15	@ Washington	1	0	1	--	0.0	0-0	0	0	--	0
11/21	N.Y. GIANTS	0	0	0	--	0.0	0-0	0	0	--	0
11/28	@ Chicago	0	0	0	--	0.0	0-0	0	0	--	0
12/2	HOUSTON	0	0	0	--	0.0	0-0	0	0	--	0
12/12	@ Dallas	0	0	0	--	0.0	0-0	0	0	--	0
12/19	N.Y. JETS	1	0	1	--	0.0	0-0	0	0	--	0
12/28	MINNESOTA	2	1	3	--	0.0	0-0	0	0	--	0
1/2/11	DALLAS	2	0	2	--	0.0	0-0	0	0	--	0
TOTALS		13	2	15	--	0.0	0-0	0	0	--	0
1/9/11	GREEN BAY	0	0	0	--	0.0	0-0	0	0	--	0
PLAYOFF TOTALS		0	0	0	--	0.0	0-0	0	0	--	0

2009

EAGLES

Date	Opp.	Tkl	Ast	Tot	TFL	Sck	INT	FR	FF	PR	PD
9/13	@ Carolina	4	1	5	--	1.0	1-11	0	0	--	1
9/20	NEW ORLEANS	7	1	8	--	0.0	1-3	0	0	--	1
9/27	KANSAS CITY	2	1	3	--	0.0	0-0	0	0	--	0
10/11	TAMPA BAY	2	0	2	--	0.0	0-0	0	0	--	2
10/18	@ Oakland	2	0	2	--	0.0	0-0	0	0	--	0
10/26	@ Washington	6	2	8	--	0.0	0-0	0	0	--	0
11/1	N.Y. GIANTS	6	1	7	--	0.0	0-0	0	0	--	0
11/8	DALLAS	6	0	6	--	0.0	0-0	0	0	--	1
11/15	@ San Diego										
11/22	@ Chicago										
11/29	WASHINGTON										
12/6	@ Atlanta										
12/13	@ N.Y. Giants	1	1	2	--	0.0	0-0	0	0	--	0
12/20	SAN FRANCISCO	2	1	3	--	0.0	0-0	0	0	--	0
12/27	DENVER	5	1	6	--	0.0	0-0	0	0	--	1
1/3/10	@ Dallas	3	1	4	--	0.0	0-0	0	0	--	0
TOTALS		46	10	56	--	1.0	2-14	0	0	--	6
1/9/10	@ Dallas	0	0	0	--	0.0	0-0	0	0	--	0
PLAYOFF TOTALS		0	0	0	--	0.0	0-0	0	0	--	0

JORDAN'S GAME-BY-GAME STATISTICS

2008

EAGLES

Date	Opp.	Tkl	Ast	Tot	TFL	Sck	INT	FR	FF	PR	PD
9/7	ST. LOUIS	1	0	1	--	0.0	0-0	0	0	--	0
9/15	@ Dallas	0	0	0	--	0.0	0-0	0	0	--	0
9/21	PITTSBURGH	0	0	0	--	0.0	0-0	0	0	--	0
9/28	@ Chicago	0	0	0	--	0.0	0-0	0	0	--	0
10/5	WASHINGTON	0	0	0	--	0.0	0-0	0	0	--	0
10/12	@ San Francisco	0	0	0	--	0.0	0-0	0	0	--	0
10/26	ATLANTA	0	0	0	--	0.0	0-0	1	0	--	0
11/2	@ Seattle	0	0	0	--	0.0	0-0	0	0	--	0
11/9	N.Y. GIANTS	2	0	2	--	0.0	0-0	0	0	--	0
11/16	@ Cincinnati	0	0	0	--	0.0	0-0	0	0	--	0
11/23	@ Baltimore	8	2	10	--	0.0	0-0	0	0	--	0
11/27	ARIZONA	3	0	3	--	0.0	0-0	1	0	--	0
12/7	@ N.Y. Giants	5	1	6	--	0.0	0-0	0	0	--	0
12/15	CLEVELAND	4	1	5	--	0.0	0-0	0	0	--	0
12/21	@ Washington	5	2	7	--	0.0	0-0	0	0	--	0
12/28	DALLAS	10	1	11	--	0.0	0-0	0	0	--	0
TOTALS		38	7	45	--	0.0	0-0	2	0	--	0
1/4/09	@ Minnesota	2	2	4	--	0.0	0-0	0	0	--	0
1/11/09	@ N.Y. Giants	0	1	1	--	0.0	0-0	0	0	--	0
1/18/09	@ Arizona	5	1	6	--	0.0	0-0	0	0	--	0
PLAYOFF TOTALS		7	4	11	--	0.0	0-0	0	0	--	0

2007

EAGLES

Date	Opp.	Tkl	Ast	Tot	TFL	Sck	INT	FR	FF	PR	PD
9/9	@ Green Bay										
9/17	WASHINGTON										0
9/23	DETROIT										0
9/30	@ N.Y. Giants										0
10/14	@ N.Y. Jets										0
10/21	CHICAGO										0
10/28	@ Minnesota										0
11/4	DALLAS	0	0	0	--	0.0	0-0	0	0	--	0
11/11	@ Washington	0	0	0	--	0.0	0-0	0	0	--	0
11/18	MIAMI	0	0	0	--	0.0	0-0	0	0	--	0
11/25	@ New England	0	0	0	--	0.0	0-0	0	0	--	0
12/2	SEATTLE	0	0	0	--	0.0	0-0	0	0	--	0
12/9	N.Y. GIANTS	0	0	0	--	0.0	0-0	0	0	--	0
12/16	@ Dallas	0	0	0	--	0.0	0-0	0	0	--	0
12/23	@ New Orleans	4	1	5	--	0.0	0-0	0	0	--	0
12/30	BUFFALO	4	0	4	--	0.0	0-0	0	0	--	0
TOTALS		8	1	9	--	0.0	0-0	0	0	--	0



**CHAD
KILGORE**
LINEBACKER



47

6-1 • 230 • Born: 8/8/89
Orrick, Mo. • NFL Exp: 1 (1st with Chiefs)
GP/GS (Playoffs): 0/0 (0/0)
Acq: FA-13 • Northwest Missouri State

PRO CAREER:

- First-year linebacker signed with the Chiefs on March 27, 2013.
- Spent 2012 training camp with the Oakland Raiders before being released prior to the start of the regular season.

TRANSACTIONS: Signed with Kansas City (3/27/13) ... Released by Oakland (8/31/12)... Originally entered the NFL as an undrafted free agent with Oakland.

OAKLAND (2012): Spent training camp with the Raiders but was released prior to the start of the regular season.

COLLEGE: Played in 57 games at Northwest Missouri State University ... Recorded 392 tackles (165 solo), 7.0 sacks (-36.0 yards), five interceptions, 12 passes defended and three forced fumbles in his collegiate career.

PERSONAL:

- Native of Orrick, Mo., a 40 minute drive northeast of the Kansas City metro area.
- First-team all-state linebacker at Excelsior Springs High School.
- Also gained all-state honors as a baseball player.



**AUSTEN
LANE**
DEFENSIVE END



90

6-6 • 265 • Born: 11/9/87
Iola, Wisc. • NFL Exp: 4 (1st with Chiefs)
GP/GS (Playoffs): 28/17 (0/0)
Acq: W (JAX)-13 • Murray State

PRO CAREER:

- Fourth-year defensive end begins his first season with Kansas City in 2013.
- Originally joined the Chiefs after being claimed off waivers from the Jacksonville Jaguars on June 14, 2013.
- Has appeared in 28 games (17 starts) in three NFL seasons, recording 64 tackles (46 solo), 3.0 sacks (-11.0 yards) and one forced fumble.
- Originally entered the NFL as Jacksonville's fifth-round selection (153rd overall) in the 2010 NFL Draft.

TRANSACTIONS: Claimed by Kansas City via waivers from Jacksonville (6/14/13) ... Released by Jacksonville (6/13/13) ... Signed with Jacksonville (7/14/10) ... Originally entered the NFL as a fifth-round selection (153rd overall) of the Jacksonville Jaguars in the 2010 NFL Draft.

JACKSONVILLE (2010-12): Played in 28 games (17 starts), recording 64 tackles (46 solo), 3.0 sacks (-11.0 yards) and one forced fumble.

2012: Appeared in 11 games (seven starts), recording 32 tackles (10 solo), 2.0 sacks (-5.0 yards) and one forced fumble.

2011: Played in six games (one start), posting 12 tackles (seven solo) and a sack (-6.0 yards).

2010: Played in 11 games (nine starts), registering 20 tackles (17 solo).

COLLEGE: Appeared in 43 games (40 starts) at Murray State, recording 211 tackles, 42 QB pressures, seven forced fumbles, three fumble recoveries, five passes defended, one interception, four blocked kicks and set school records with 29.0 sacks and 55 tackles for loss ... Started all 11 games as a senior team captain in 2009, finishing with a career-high 65 tackles, 11.0 sacks, 20.5 tackles for loss and 19 QB pressures ... Played in 12 games (10 starts) as a junior in 2008, posting 12.0 sacks, 22.0 tackles for loss, 11 QB pressures, three fumble recoveries, three forced fumbles and one blocked kick ... Made 10 starts as a sophomore in 2007, producing 49 tackles, six QB pressures, one pass defended and one blocked kick ... Appeared in 10 games (nine starts) as a true freshman in 2006, posting 34 tackles, 2.5 sacks, two blocked extra point attempts and added six special teams tackles ... Majored in journalism at Murray State.

PERSONAL:

- Prepped at Iola-Scandinavia High School in Iola, Wisc., where he totaled 14.5 sacks, 134 tackles, four fumbles and blocked five kicks as a senior.
- Added 31 receptions for 717 yards (23.1 avg.) and 13 touchdowns as a tight end.

- Earned all-conference and all-region honors as both a defensive end and tight end.
- Also lettered for two seasons in basketball.
- Full name: Austen D. Lane.

LANE'S NFL STATISTICS

Year	Team	G-S	TACKLES			SACKS		INTS			FUMBLES			QB
			Solos	Asst.	Total	No.	Yds.	No.	Yds.	PDs	FF	FR	Yds.	Press.
2010	Jacksonville	11-9	17	3	20	0.0	0.0	0	0	0	0	0	0	0
2011	Jacksonville	6-1	7	5	12	1.0	6.0	0	0	0	0	0	0	
2012	Jacksonville	11-7	22	10	32	2.0	5.0	0	0	0	1	0	0	
Totals		28-17	46	18	64	3.0	11.0	0	0	0	1	0	0	

SINGLE-GAME CAREER HIGHS

Tackles: 6 (one solo) at Carolina (9/25/11)

Forced Fumble: 1 vs. Indianapolis (11/8/12)

Sacks: 1.0, three times, last time

vs. Indianapolis (11/8/12)

LANE'S GAME-BY-GAME STATISTICS

2012

JAGUARS

Date	Opp.	Tkl	Ast	Tot	TFL	Sck	INT	FR	FF	PR	PD
9/9	@ Minnesota					Inactive					
9/16	HOUSTON					Inactive					
9/23	@ Indianapolis					Inactive					
9/30	CINCINNATI	1	0	1	0	0.0	0-0	0	0	0	0
10/7	CHICAGO	3	1	4	0	1.0	0-0	0	0	0	0
10/21	@ Oakland	4	1	5	0	0.0	0-0	0	0	0	0
10/28	@ Green Bay	3	2	5	0	0.0	0-0	0	0	0	0
11/4	DETROIT	2	1	3	0	0.0	0-0	0	0	0	0
11/8	INDIANAPOLIS	1	0	1	0	1.0	0-0	0	1	0	0
11/18	@ Houston	0	1	1	0	0.0	0-0	0	0	0	0
11/25	TENNESSEE	1	1	2	0	0.0	0-0	0	0	0	0
12/2	@ Buffalo					Inactive					
12/9	N.Y. JETS	3	1	4	0	0.0	0-0	0	0	0	0
12/16	@ Miami	3	0	3	0	0.0	0-0	0	0	0	0
12/23	NEW ENGLAND	0	0	0	0	0.0	0-0	0	0	0	0
12/30	@ Tennessee	2	2	3	0	0.0	0-0	0	0	0	0
TOTALS		22	10	32	0	2.0	0-0	0	1	0	0

2011

JAGUARS

Date	Opp.	Tkl	Ast	Tot	TFL	Sck	INT	FR	FF	PR	PD
9/11	TENNESSEE	1	0	1	0	0.0	0-0	0	0	0	0
9/18	@ N.Y. Jets	1	0	1	0	0.0	0-0	0	0	0	0
9/25	@ Carolina	1	5	6	0	0.0	0-0	0	0	0	0
10/2	NEW ORLEANS	2	0	2	0	1.0	0-0	0	0	0	0
10/9	CINCINNATI	1	0	1	0	0.0	0-0	0	0	0	0
10/16	@ Pittsburgh	1	0	1	0	0.0	0-0	0	0	0	0
10/24	BALTIMORE	0	0	0	0	0.0	0-0	0	0	0	0
10/30	@ Houston	0	0	0	0	0.0	0-0	0	0	0	0
11/13	@ Indianapolis	0	0	0	0	0.0	0-0	0	0	0	0
11/20	@ Cleveland	0	0	0	0	0.0	0-0	0	0	0	0
11/27	HOUSTON	0	0	0	0	0.0	0-0	0	0	0	0
12/5	SAN DIEGO	0	0	0	0	0.0	0-0	0	0	0	0
12/11	TAMPA BAY	0	0	0	0	0.0	0-0	0	0	0	0
12/15	@ Atlanta	0	0	0	0	0.0	0-0	0	0	0	0
12/24	@ Tennessee	0	0	0	0	0.0	0-0	0	0	0	0
1/1/12	INDIANAPOLIS	0	0	0	0	0.0	0-0	0	0	0	0
TOTALS		7	5	12	0	1.0	0-0	0	0	0	0

LANE'S GAME-BY-GAME STATISTICS

2010

JAGUARS

Date	Opp.	Tkl	Ast	Tot	TFL	Sck	INT	FR	FF	PR	PD
9/12	DENVER	0	0	0	0	0.0	0-0	0	0	0	0
9/19	@ San Diego	0	0	0	0	0.0	0-0	0	0	0	0
9/26	PHILADELPHIA	0	0	0	0	0.0	0-0	0	0	0	0
10/3	INDIANAPOLIS	0	0	0	0	0.0	0-0	0	0	0	0
10/10	@ Buffalo	0	0	0	0	0.0	0-0	0	0	0	0
10/18	TENNESSEE	1	0	1	0	0.0	0-0	0	0	0	0
10/24	@ Kansas City	0	0	0	0	0.0	0-0	0	0	0	0
10/31	@ Dallas	1	0	1	0	0.0	0-0	0	0	0	0
11/14	HOUSTON	0	0	0	0	0.0	0-0	0	0	0	0
11/21	CLEVELAND	2	0	2	0	0.0	0-0	0	0	0	0
11/28	@ N.Y. Giants	2	0	2	0	0.0	0-0	0	0	0	0
12/5	@ Tennessee	3	1	4	0	0.0	0-0	0	0	0	0
12/12	OAKLAND	2	0	2	0	0.0	0-0	0	0	0	0
12/19	@ Indianapolis	3	1	4	0	0.0	0-0	0	0	0	0
12/26	WASHINGTON	2	1	3	0	0.0	0-0	0	0	0	0
1/2/11	@ Houston	1	0	1	0	0.0	0-0	0	0	0	0
TOTALS		17	3	20	0	0.0	0-0	0	0	0	0



**ORIE
LEMON**
LINEBACKER



52

6-1 • 242 • Born: 9/9/87
Houston, Texas • NFL Exp: 2 (1st with Chiefs)
GP/GS (Playoffs): 5/0 (0/0)
Acq: FA-13 • Oklahoma State

PRO CAREER:

- Second-year linebackers enters his first season with the Chiefs in 2013.
- Played in five games with the Dallas Cowboys in 2012 after being activated from the practice squad.
- Coming off a hamstring injury that sidelined him for part of the 2012 season.

TRANSACTIONS: Signed with Kansas City (4/18/13) ... Placed on Injured Reserve with a hamstring injury (11/7/12) ... Signed to active roster from Cowboys practice squad (9/22/12) ... Signed to Cowboys practice squad (9/1/12) ... Released by Dallas (8/31/12) ... Signed with Dallas (1/2/12) ... Signed to Dallas Cowboys practice squad (9/5/11) ... Released by Dallas (9/3/11) ... Originally entered the NFL as an undrafted rookie with the Dallas Cowboys (7/28/11).

DALLAS (2011-12): Played in five games and recorded three tackles (one solo) and one fumble recovery.

2012: Started the season on the team's

practice squad ... Played in five games and recorded three tackles (one solo) and one fumble recovery before suffering a hamstring injury and being placed on injured reserve.

2011: Spent the season on Dallas' practice squad.

COLLEGE: Played in 38 games at Oklahoma State University ... Recorded 229 tackles (159 solo), 2.5 sacks (-14.0 yards), one interception, 11 passes defended, four fumble recoveries and two forced fumbles ... Redshirted his senior season due to injury (2009) ... Recorded 133 tackles, ranking 12th in the nation in 2010 and named first-team All-Big 12 by the coaches and the Associated Press ... Majored in education.

PERSONAL:

- Second-year linebackers enters his first season with the Chiefs in 2013.

LEMON'S NFL STATISTICS

Year	Team	G-S	TACKLES			SACKS		INTERCEPTIONS			FUMBLES			QB
			Solos	Asst.	Total	No.	Yds.	No.	Yds.	LG	PDs	FF	FR	Yds.
2012	Dallas	5-0	1	2	3	0.0	0.0	0	0	--	0	0	0	0
Totals		5-0	1	2	3	0.0	0.0	0	0	--	0	0	0	0

Additional Stats: Had two special teams tackles in 2012.

SINGLE-GAME CAREER HIGHS

Tackles: 3 vs. N.Y. Giants (10/28/12)

Fumble Recoveries: 1 vs. Tampa Bay (9/23/12)

LEMON'S GAME-BY-GAME STATISTICS

2012

COWBOYS

Date	Opp.	Tkl	Ast	Tot	TFL	Sck	INT	FR	FF	PR	PD
9/5	@ N.Y. Giants										
9/16	@ Seattle										
9/23	TAMPA BAY	0	0	0	0	0.0	0-0	0	0	0	0
10/1	CHICAGO	0	0	0	0	0.0	0-0	0	0	0	0
10/14	@ Baltimore										
10/21	@ Carolina	0	0	0	0	0.0	0-0	0	0	0	0
10/28	N.Y. GIANTS	1	2	3	0	0.0	0-0	0	0	0	0
11/4	@ Atlanta	0	0	0	0	0.0	0-0	0	0	0	0
11/11	@ Philadelphia										
11/18	CLEVELAND										
11/22	WASHINGTON										
12/2	PHILADELPHIA										
12/9	@ Cincinnati										
12/16	PITTSBURGH										
12/23	NEW ORLEANS										
12/30	@ Washington										
TOTALS		1	2	3	0	0.0	0-0	0	0	0	0



**KENDRICK
LEWIS**
DEFENSIVE BACK



23

6-0 • 198 • Born: 6/16/88
New Orleans, La. • NFL Exp: 4 (4th with Chiefs)
GP/GS (Playoffs): 37/35 (1/1)
Acq: D5a-10 • Mississippi

PRO CAREER:

- Fourth-year safety has opened at free safety in 35 of 37 career contests.
- Has intercepted three passes in each of his first two seasons, returning those six picks for 165 yards (27.5 avg.), including a 59-yard return for a touchdown at Oakland (10/23/11).
- Ranked sixth in the NFL and fourth in the AFC with 119 interception return yards in 2011.
- Tied for third among NFL rookie safeties in 2010 with three interceptions and was seventh among rookie safeties with 47 tackles.
- Was a finalist for NFL Rookie of the Week after posting a career-high two interceptions at St. Louis (12/19/10).

TRANSACTIONS: Signed with Kansas City (6/30/10) ... Drafted by Kansas City in the fifth round (136th overall) of the 2010 NFL Draft.

2012: Started nine contests at free safety, recording 26 tackles (24 solo) and two passes defended ... Was inactive in seven contests with a shoulder injury ... Grabbed three solo tackles at Tampa Bay (10/14) ... Posted five tackles (four solo) vs. Oakland (10/28) ... Had one solo tackle at San Diego (11/1) ... Produced two solo tackles at Pittsburgh (11/12) and vs. Cincinnati (11/18) ... Grabbed five solo tackles vs. Denver (11/25) before leaving the game with a shoulder injury ... Grabbed one pass defended at Oakland (12/16) ... Posted three solo tackles and a pass defended vs. Indianapolis (12/23) ... Generated five tackles (four solo) at Denver (12/30).

2011: Started all 16 contests at free safety, tallying 83 tackles (53 solo), three interceptions returned for 119 yards with a touchdown, 11 passes defended, a forced fumble, a fumble recovery and two special teams tackles ... Ranked sixth in the NFL and fourth in the AFC with 119 interception return yards and was one of 10 players in the league with over 100 interception return yards ... Returned an interception 59 yards for a touchdown and deflected two passes at Oakland (10/23) ... Produced four tackles (two solo), an interception, one pass defended and a fumble recovery vs. San Diego (10/31) ... Produced a career-high eight tackles (four solo) and two passes defended vs. Denver (11/13).

2010: Played in 12 games on defense and special teams with 10 starts at free safety ... Was inactive for four contests ... Had 47 tackles (25 solo), a tackle for loss, three INTs, nine passes defended and a forced fumble ... Tied for fourth among AFC rookies and tied for fifth among rookies in the NFL with three INTs ... Made first

NFL start at Cleveland (9/19) ... Intercepted a career-high two passes that he returned for 46 yards at St. Louis (12/19), earning a spot as a finalist for NFL Rookie of the Week and becoming the first Chiefs rookie to intercept two passes in a game since CB Brandon Flowers achieved the feat at the New York Jets (10/26/08).

COLLEGE: Played in 44 games (38 starts) at Mississippi, recording 226 tackles (140 solo), 10.0 tackles for loss, 3.0 sacks (-34.0 yards), six interceptions returned for 50 yards and 18 passes defended ... Added four forced fumbles and a fumble recovery ... Caught five passes for 31 yards (6.2 avg.), blocked two kicks and recovered a blocked punt in the end zone for a touchdown ... Started all 13 contests at free safety as a senior in 2009 ... Notched 84 tackles (57 solo), 5.0 tackles for loss and 1.0 sack (-21.0 yards) ... Added two interceptions for six yards, 10 passes defended, three forced fumbles and two blocked kicks ... Led the team in tackles for the second consecutive year, becoming the sixth player in school history to accomplish that feat ... Earned All-SEC honors ... Was named team captain at the beginning of the season ... Recorded a career-high two interceptions in the Cotton Bowl vs. Oklahoma State ... Was one of three finalists for the Chucky Mullins Courage Award ... Started all 13 games at free safety as a junior in 2008 ... Led the team with a career-high 85 tackles (50 solo), 2.5 tackles for loss, 1.0 sack (-11.0 yards), a team-high four interceptions returned for 44 yards and six passes defended ... Added one forced fumble and one fumble recovery ... Played in 12 games (seven starts) during his sophomore campaign in 2007 ... Talled 57 tackles (33 solo), 2.5 tackles for loss and 1.0 sack (-2.0 yards) ... Added two passes defended and two quarterback pressures ... Also played on special teams, recovering a blocked punt in the end zone at Memphis (9/1) ... Made the transition from wide receiver to the secondary ... Saw action in six games at wide receiver as a freshman in 2006, recording five receptions for 31 yards ... Majored in Criminal Justice.

PERSONAL:

- Caught 41 passes for 740 yards and nine touchdowns as a wide receiver at Gainesville High School in Gainesville, Ga., as a senior after relocating from New Orleans, La., following Hurricane Katrina in 2005.
- Earned first-team all-state honors from the *Atlanta Journal-Constitution*.

- Named the District 9-A player of the Year and earned a spot on the *SuperPrep* All-Dixie Team.
- Made the *Atlanta Journal-Constitution* Super Southern 100 as a junior.
- Accounted for 2,260 yards and 34 total touchdowns at O. Perry Walker High School in New Orleans.
- Earned three letters in football as a prep.
- Was a teammate and roommate of Chiefs WR Dexter McCluster (D2a-10) at Ole Miss.

LEWIS' NFL STATISTICS

Year	Team	G-S	TACKLES			SACKS		INTERCEPTIONS				FUMBLES			
			Solos	Asst.	Total	No.	Yds.	No.	Yds.	LG	TDs	PDs	FF	FR	Yds.
2010	Kansas City	12-10	25	22	47	0.0	0.0	3	46	23	0	9	1	0	0
2011	Kansas City	16-16	53	30	83	0.0	0.0	3	119	59	1	11	1	1	0
2012	Kansas City	9-9	24	2	26	0.0	0.0	0	0	0	0	2	0	0	0
Totals		37-35	102	54	156	0.0	0.0	6	165	59	1	22	2	1	0

POSTSEASON

Year	Team	G-S	TACKLES			SACKS		INTERCEPTIONS				FUMBLES			
			Solos	Asst.	Total	No.	Yds.	No.	Yds.	LG	TDs	PDs	FF	FR	Yds.
2010	Kansas City	1-1	3	1	4	0.0	0.0	0	0	--	0	0	0	0	0
Totals		1-1	3	1	4	0.0	0.0	0	0	--	0	0	0	0	0

SINGLE-GAME CAREER HIGHS

Tackles: 8 (four solo) vs. Denver (11/13/11)
Interceptions: 2 at St. Louis (12/19/10)
INT Return Yards: 59 at Oakland (10/23/11)
Long INT Return: 59 at Oakland (10/23/11)
Forced Fumbles: 1 at San Diego (12/12/10)
 at Denver (1/1/12)

Fumble Recoveries: 1 vs. San Diego (10/31/11)
Passes Defensed: 2 at St. Louis (12/19/10)
 at Oakland (10/23/11)
 vs. Denver (11/13/11)

LEWIS' GAME-BY-GAME STATISTICS

2012

CHIEFS

Date	Opp.	Tkl	Ast	Tot	TFL	Sck	INT	FR	FF	PR	PD
9/9	ATLANTA						Inactive/Shoulder				
9/16	@ Buffalo						Inactive/Shoulder				
9/23	@ New Orleans						Inactive/Shoulder				
9/30	SAN DIEGO						Inactive/Shoulder				
10/7	BALTIMORE						Inactive/Shoulder				
10/14	@ Tampa Bay	3	0	3	0	0.0	0-0	0	0	0	0
10/28	OAKLAND	4	1	5	0	0.0	0-0	0	0	0	0
11/1	@ San Diego	1	0	1	0	0.0	0-0	0	0	0	0
11/12	@ Pittsburgh	2	0	2	0	0.0	0-0	0	0	0	0
11/18	CINCINNATI	2	0	2	0	0.0	0-0	0	0	0	0
11/25	DENVER	5	0	5	0	0.0	0-0	0	0	0	0
12/2	CAROLINA						Inactive/Shoulder				
12/9	@ Cleveland						Inactive/Shoulder				
12/16	@ Oakland	0	0	0	0	0.0	0-0	0	0	0	1
12/23	INDIANAPOLIS	3	0	3	0	0.0	0-0	0	0	0	1
12/30	@ Denver	4	1	5	0	0.0	0-0	0	0	0	0
TOTALS		24	2	26	0	0.0	0-0	0	0	0	2

LEWIS' GAME-BY-GAME STATISTICS

2011

CHIEFS

Date	Opp.	Tkl	Ast	Tot	TFL	Sck	INT	FR	FF	PR	PD
9/11	BUFFALO	4	1	5	0	0.0	0-0	0	0	0	0
9/18	@ Detroit	5	0	5	0	0.0	0-0	0	0	0	0
9/25	@ San Diego	2	2	4	0	0.0	1-50	0	0	0	1
10/2	MINNESOTA	5	2	7	0	0.0	0-0	0	0	0	0
10/9	@ Indianapolis	2	2	4	0	0.0	0-0	0	0	0	0
10/23	@ Oakland	3	2	5	0	0.0	1-59t	0	0	0	2
10/31	SAN DIEGO	2	2	4	0	0.0	1-10	1	0	0	1
11/6	MIAMI	4	2	6	0	0.0	0-0	0	0	0	1
11/13	DENVER	4	4	8	0	0.0	0-0	0	0	0	2
11/21	@ New England	2	1	3	0	0.0	0-0	0	0	0	0
11/27	PITTSBURGH	2	3	5	0	0.0	0-0	0	0	0	0
12/4	@ Chicago	4	3	7	0	0.0	0-0	0	0	0	1
12/11	@ N.Y. Jets	5	2	7	0	0.0	0-0	0	0	0	0
12/18	GREEN BAY	2	1	3	0	0.0	0-0	0	0	0	1
12/24	OAKLAND	4	1	5	0	0.0	0-0	0	0	0	2
1/1/12	@ Denver	3	2	5	0	0.0	0-0	0	1	0	0
TOTALS		53	30	83	0	0.0	3-119	1	1	0	11

2010

CHIEFS

Date	Opp.	Tkl	Ast	Tot	TFL	Sck	INT	FR	FF	PR	PD
9/13	SAN DIEGO	0	0	0	0	0.0	0-0	0	0	0	1
9/19	@ Cleveland	2	2	4	0	0.0	0-0	0	0	0	0
9/26	SAN FRANCISCO	1	1	2	0	0.0	0-0	0	0	0	1
10/10	@ Indianapolis	2	4	6	0	0.0	0-0	0	0	0	0
10/17	@ Houston						<i>Inactive/Hamstring</i>				
10/24	JACKSONVILLE	5	2	7	0	0.0	0-0	0	0	0	1
10/31	BUFFALO	3	3	6	1	0.0	0-0	0	0	0	1
11/7	@ Oakland						<i>Inactive/Hamstring</i>				
11/14	@ Denver						<i>Inactive/Hamstring</i>				
11/21	ARIZONA	4	2	6	0	0.0	0-0	0	0	0	0
11/28	@ Seattle	2	1	3	0	0.0	1-22	0	0	0	1
12/5	DENVER						<i>Inactive/Ankle</i>				
12/12	@ San Diego	2	2	4	0	0.0	0-0	0	1	0	1
12/19	@ St. Louis	0	1	1	0	0.0	2-24	0	0	0	2
12/26	TENNESSEE	1	3	4	0	0.0	0-0	0	0	0	1
1/2/11	OAKLAND	3	1	4	0	0.0	0-0	0	0	0	0
TOTALS		25	22	47	1	0.0	3-46	0	1	0	9
1/9/11	BALTIMORE	3	1	4	0	0.0	0-0	0	0	0	0
PLAYOFF TOTALS		3	1	4	0	0.0	0-0	0	0	0	0



**DEXTER
McCLUSTER**
WIDE RECEIVER



22

5-8 • 170 • Born: 8/25/88
Largo, Fla. • NFL Exp: 4 (4th with Chiefs)
GP/GS (Playoffs): 43/17 (1/0)
Acq: D2a-10 • Mississippi

PRO CAREER:

- Versatile running back enters his fourth season with Kansas City in 2013.
- Has appeared in 43 games (17 starts), logging 144 carries for 657 yards (4.6 avg.) with one TD to go along with 119 receptions for 989 yards (8.3 avg.) with three TDs. Also has returned 21 punts for 273 yards (13.0 avg.), including a franchise record 94-yard touchdown, and has 51 kickoff returns for 1,084 yards (21.3 avg.).
- Was named AFC Special Teams Player of the Week and Pepsi NFL Rookie of the Week for Week 1 in 2010 when he returned a punt 94 yards for a TD in a win vs. San Diego (9/13).

TRANSACTIONS:

Signed with Kansas City (7/28/10) ... Selected with the first of the Chiefs two second-round selections (36th overall) in the 2010 NFL Draft.

2012: Appeared in 16 contests at wide receiver (six starts), posting 52 receptions for 452 yards (8.7 avg.) and 12 carries for 70 yards (5.8 avg.) ... Had six catches for 82 yards (13.7 avg.) vs. Atlanta (9/9) ... Posted four receptions for 32 yards (8.0 avg.) at Buffalo (9/16) ... Caught three passes for 28 yards (9.3 avg.) and rushed one time for five yards at New Orleans (9/23) before leaving the game with an elbow injury ... Grabbed two receptions for six yards (3.0 avg.) vs. San Diego (9/30) ... Appeared as a reserve wide receiver vs. Baltimore (10/7) ... Caught six passes for 39 yards (6.5 avg.) at Tampa Bay (10/14) ... Hauled in six passes for 54 yards (9.0 avg.) with one touchdown vs. Oakland (10/28) ... Caught two passes for 17 yards (8.5 avg.) and ran the ball four times for 17 yards (4.3 avg.) in the Wildcat formation at San Diego (11/1). Also had one punt return for zero yards ... Grabbed two receptions for 18 yards (9.0 avg.) at Pittsburgh (11/12) ... Caught three passes for 37 yards (12.3 avg.) vs. Cincinnati (11/18) ... Had three four receptions for 21 yards (5.3 avg.) and two carries for 23 yards (11.5 avg.) vs. Denver (11/25) before leaving the game with a head/neck injury ... Caught two passes for 16 yards, had one carry for no gain and returned one punt for six yards vs. Carolina (12/2) ... Had one reception for eight yards and one carry

for zero yards at Cleveland (12/9) ... Caught a career-high seven passes for 59 yards (8.4 avg.) at Oakland (12/16) ... Had three receptions for 30 yards (10.0 avg.) and one carry for 10 yards vs. Indianapolis (12/23) ... Had one catch for five yards at Denver. (12/30).

2011: Played in 16 games with four starts, one at wide receiver and three at running back ... Totaled 114 carries for 516 yards (4.5 avg.) with a touchdown and 46 receptions for 328 yards (7.0 avg.) with a TD ... Had 25 kickoff returns for 557 yards (22.3 avg.) and six punt returns for 65 yards (10.8 avg.) ... Caught a career-high six passes for 48 yards (8.0 avg.) vs. Denver (11/13) ... Carried the ball nine times for a career-high 61 yards (6.8 avg.), including a career-long 32-yard rush and caught four passes for 46 yards (11.5 avg.), including a 38-yard Hail Mary TD just before halftime at Chicago (12/4) ... Caught five passes for a career-high 89 yards (17.8 avg.), with a career-long 49-yard reception vs. Oakland (12/24) ... Recorded 12 carries, tying a career-high with 61 yards (5.1 avg.), including a 21-yard touchdown run at Denver (1/1/12).

2010: Played in 11 games (seven starts) on offense and special teams ... Started five contests at wide receiver and two at running back ... Was inactive for five contests with an ankle injury ... Had 21 catches for 209 yards (10.0 avg.) with a TD and 18 carries for 71 yards (3.9 avg.) ... Returned 13 punts for 202 yards (15.5 avg.), including one for a Chiefs record 94-yard TD ... Averaged 12.9 yards per touch (rushing, receiving, kickoff and punt returns), ranking eighth in the NFL among all rookies ... Compiled 1,009 total net yards ... Led all NFL rookie punt returners (min. 10 attempts) with a 15.5-yard average ... Also had 26 kickoff returns for 527 yards (20.3 avg.) ... Returned three punts for 100 yards, including one for a 94-yard TD vs. San Diego (9/13) to earn AFC Special Teams Player of the Week honors and Pepsi NFL Rookie of the Week accolades. It was the longest TD in a player's debut since Tampa Bay WR Jacquez Green had a 95-yard punt return TD at Green Bay (9/13/98). His 33.3-yard punt return avg. was the second-best single-game mark in Chiefs history ... Totaled three catches for 69 yards (23.0 avg.) with a 31-yard TD vs. San Francisco (9/26) ... Returned a career-high six kickoffs for 141 yards at Indianapolis (10/10) ... Was inactive with an ankle injury vs. Buffalo (10/31), at Oakland (11/7), at Denver (11/14), vs. Arizona (11/21) and at Seattle (11/28) ... Caught a team-high four passes for 17

HONOR ROLL

- **NFL Rookie of the Week (1) - vs. San Diego (9/13/10)**
- **AFC Special Teams Player of the Week (1) - vs. San Diego (9/13/10)**

yards in an AFC Wild Card Game vs. Baltimore (1/9/11). Also recorded four kickoffs for 83 yards.

COLLEGE: Saw action in 40 contests at Mississippi ... Started 28 games (22 at wide receiver and six at running back) ... Ranks eighth in school annals with 130 receptions for 1,703 yards (13.1 avg.) and seven TDs ... Notched 304 carries for 1,955 yards (6.4 avg.), finishing seventh in Ole Miss history ... Tied for ninth in school annals with 15 rushing TDs ... Added 19 kickoff returns for 374 yards and eight punt returns for 57 yards ... Ranked second in school history with 4,089 all-purpose yards ... Earned All-SEC honors as both a running back and wide receiver his final two seasons ... Named the MVP in back-to-back Cotton Bowl wins for the Rebels ... Played in 13 games with 12 starts (seven at WR and five at RB) in his senior campaign in 2009 ... Caught 44 passes for 520 yards (11.8 avg.) with three TDs and rushed 181 times for 1,169 yards (6.5 avg.) with eight TDs ... Was a team captain and earned first-team All-SEC accolades ... Added two punt returns for 28 yards (14.0 avg.) ... Also completed a 27-yard TD pass and recorded two special teams tackles ... Registered 1,717 all-purpose yards, the second-highest seasonal total in school history ... Rushed for 100-plus yards in five of his final six games, including four consecutive contests ... Was a third-team All-America choice and received the National RB Trophy from the College Football Performance Awards ... Played in 13 games with eight starts (seven at WR and one at RB) in 2008 as a junior ... Totaled 44 receptions for 625 yards

(14.2 avg.) with one TD ... Rushed 109 times for 655 yards (6.0 avg.) and six TDs ... Added five pass attempts with two INTs ... Amassed 1,280 all-purpose yards, the eighth-best single-season total in school history ... Was one of two SEC players to rank in the top 10 in the conference in rushing yards, receiving yards, receptions and all-purpose yards ... Earned second-team All-SEC honors as an all-purpose back ... Saw action in eight games with three starts at wide receiver in his sophomore season in 2007 ... Missed the first four games with a shoulder injury ... Caught 27 passes for 326 yards (12.1 avg.) with two TDs ... Recorded six carries for 63 yards ... Added six kickoff returns for 100 yards and six punt returns for 29 yards ... Appeared in six games with five starts at WR before missing the final six contests with a shoulder injury as a freshman in 2006 ... Notched 15 receptions for 232 yards (15.5 avg) and one TD ... Toted the ball eight times for 68 yards (8.5 avg.) with one TD ... Added 13 kickoff returns for 274 yards (21.1 avg.) ... Majored in Journalism.

PERSONAL:

- A Class 5A first-team all-state running back at Largo High School in Largo, Fla.
- Rushed for 2,490 yards and 39 touchdowns.
- Also lettered in basketball and track.
- Was a state qualifier in the long jump and high jump.
- Received the key to the city in Largo, Fla., on May 4, 2010, a few days after being drafted by the Chiefs.
- Has a daughter, DaKayla (7).

CHIEFS RECORD BOOK LONGEST PUNT RETURNS	
1. 94	Dexter McCluster vs. SD 9/13/10
2. 93	Dante Hall vs. DEN. 10/5/03
3. 90	Dante Hall vs. ARZ 12/1/02
4. 88	J.T. Smith vs. OAK 9/23/79
5. 86	Dale Carter at SEA 11/22/92
	Tamarick Vanover vs. SD 10/9/95
	Dante Hall vs. STL 12/8/02
<i>* All touchdowns</i>	

CHIEFS RECORD BOOK HIGHEST PUNT RETURN AVG., GAME	
1. 35.00	D. Hall vs. DEN (3-105) 10/5/03
2. 33.33	D. McCluster vs. SD (3-100) . . 9/13/10
3. 28.67	M. Garrett at BUF (3-86) 9/11/66
	N. Smith vs. NYJ (3-86) 9/15/68
5. 27.50	G. Sellers vs. BOS (4-110) . . 11/17/68
<i>* Minimum three returns</i>	

McCLUSTER'S NFL STATISTICS

Year	Team	G-S	RUSHING					RECEIVING					
			No.	Yds.	Avg.	LG	TD	No.	Yds.	Avg.	LG	TD	
2010	Kansas City	11-7	18	71	3.9	20	0	21	209	10.0	31	1	
2011	Kansas City	16-4	114	516	4.5	32	1	46	328	7.1	49	1	
2012	Kansas City	16-6	12	70	5.8	19	0	52	452	8.7	31	1	
Totals			43-17	144	657	4.6	32	1	119	989	8.3	49	3

Year	Team	No.	FC	PUNT RETURNS				KICKOFF RETURNS					
				Yds.	Avg.	LG	TD	No.	Yds.	Avg.	LG	TD	
2010	Kansas City	13	2	202	15.5	94	1	26	527	20.3	36	0	
2011	Kansas City	6	3	65	10.8	22	0	25	557	22.3	35	0	
2012	Kansas City	2	2	6	3.0	6	0	0	0	0	--	0	
Totals			21	7	273	13.0	94	1	51	1,084	21.3	36	0

Year	Team	G-S	RUSHING					RECEIVING					
			No.	Yds.	Avg.	LG	TD	No.	Yds.	Avg.	LG	TD	
2010	Kansas City	1-0	2	5	2.5	3	0	4	17	4.3	8	0	
Totals			1-0	2	5	2.5	3	0	4	17	4.3	8	0

Year	Team	No.	FC	PUNT RETURNS				KICKOFF RETURNS					
				Yds.	Avg.	LG	TD	No.	Yds.	Avg.	LG	TD	
2010	Kansas City	0	0	0	0.0	--	0	4	83	20.8	36	0	
Totals			0	0	0	0.0	--	0	4	83	20.8	36	0

SINGLE-GAME CAREER HIGHS

<p>Receptions: 7 at Oakland (12/16/12)</p> <p>Receiving Yards: 89 vs. Oakland (12/24/11)</p> <p>Long Reception: 49 vs. Oakland (12/24/11)</p> <p>Rec. Touchdowns: 1, three times, last vs. Oakland (10/28/12)</p> <p>Rushing Attempts: 12 at Denver (1/1/12)</p> <p>Rushing Yards: 61 at Chicago (12/4/11) at Denver (1/1/12)</p>	<p>Long Rush: 32 at Chicago (12/4/11)</p> <p>Kickoff Returns: 6 at Indianapolis (10/10/10)</p> <p>KO Return Yards: 141 at Indianapolis (10/10/10)</p> <p>Long Kickoff Return: 36 vs. Oakland (1/2/11)</p> <p>Punt Returns: 3, three times, last at St. Louis (12/19/10)</p> <p>Punt Return Yards: 100 vs. San Diego (9/13/10)</p> <p>Long Punt Return: 94 vs. San Diego (9/13/10)</p>
---	--

McCLUSTER'S GAME-BY-GAME STATISTICS

2012 CHIEFS		RUSHING					RECEIVING				
Date	Opp.	No.	Yds.	Avg.	LG	TD	No.	Yds.	Avg.	LG	TD
9/9	ATLANTA	0	0	0.0	--	0	6	82	13.7	21	0
9/16	@ Buffalo	0	0	0.0	--	0	4	32	8.0	12	0
9/23	@ New Orleans	1	5	5.0	5	0	3	28	9.3	20	0
9/30	SAN DIEGO	0	0	0.0	--	0	2	6	3.0	4	0
10/7	BALTIMORE	0	0	0.0	--	0	0	0	0.0	--	0
10/14	@ Tampa Bay	0	0	0.0	--	0	6	39	6.5	12	0
10/28	OAKLAND	2	15	7.5	13	0	6	54	9.0	14	1
11/1	@ San Diego	4	17	4.3	13	0	2	17	8.5	12	0
11/12	@ Pittsburgh	0	0	0.0	--	0	2	18	9.0	13	0
11/18	CINCINNATI	0	0	0.0	--	0	3	37	12.3	26	0
11/25	DENVER	2	23	11.5	19	0	4	21	5.3	7	0
12/2	CAROLINA	1	0	0.0	0	0	2	16	8.0	12	0
12/9	@ Cleveland	1	0	0.0	0	0	1	8	8.0	8	0
12/16	@ Oakland	0	0	0.0	--	0	7	59	8.4	31	0
12/23	INDIANAPOLIS	1	10	10.0	10	0	30	10.0	11	0	
12/30	@ Denver	0	0	0.0	--	0	1	5	5.0	5	0
TOTALS		12	70	5.8	19	0	52	452	8.7	31	0

McCLUSTER'S GAME-BY-GAME STATISTICS

2011

CHIEFS

Date	Opp.	RUSHING					RECEIVING				
		No.	Yds.	Avg.	LG	TD	No.	Yds.	Avg.	LG	TD
9/11	BUFFALO	4	42	10.5	23	0	5	25	5.0	5	0
9/18	@ Detroit	8	51	6.4	24	0	4	-2	-0.5	10	0
9/25	@ San Diego	9	45	5.0	16	0	5	17	3.4	4	0
10/2	MINNESOTA	7	26	3.7	12	0	3	12	4.0	6	0
10/9	@ Indianapolis	4	8	2.0	4	0	1	10	10.0	10	0
10/23	@ Oakland	10	38	3.8	13	0	1	-3	-3.0	-3	0
10/31	SAN DIEGO	6	0	0.0	4	0	3	28	9.3	13	0
11/6	MIAMI	7	36	5.1	11	0	1	8	8.0	8	0
11/13	DENVER	8	45	5.6	10	0	6	48	8.0	14	0
11/21	@ New England	9	45	5.0	9	0	1	3	3.0	3	0
11/27	PITTSBURGH	9	28	3.1	9	0	2	11	5.5	6	0
12/4	@ Chicago	9	61	6.8	32	0	4	46	11.5	38t	1
12/11	@ N.Y. Jets	4	1	0.3	2	0	0	0	0.0	-	0
12/18	GREEN BAY	5	14	2.8	7	0	2	11	5.5	8	0
12/24	OAKLAND	3	15	5.0	6	0	5	89	17.8	49	0
1/1/12	@ Denver	12	61	5.1	21t	1	3	25	8.3	19	0
TOTALS		114	516	4.5	32	1	46	328	7.1	49	1

2010

CHIEFS

Date	Opp.	RUSHING					RECEIVING				
		No.	Yds.	Avg.	LG	TD	No.	Yds.	Avg.	LG	TD
9/13	SAN DIEGO	1	0	0.0	0	0	2	9	4.5	5	0
9/19	@ Cleveland	1	3	3.0	3	0	0	0	0.0	-	0
9/26	SAN FRANCISCO	2	-1	-0.5	4	0	3	69	23.0	31t	1
10/10	@ Indianapolis	1	3	3.0	3	0	2	15	7.5	8	0
10/17	@ Houston	2	27	13.5	20	0	3	13	4.3	6	0
10/24	JACKSONVILLE	4	28	7.0	15	0	5	41	8.2	11	0
10/31	BUFFALO			Inactive/Ankle					Inactive/Ankle		
11/7	@ Oakland			Inactive/Ankle					Inactive/Ankle		
11/14	@ Denver			Inactive/Ankle					Inactive/Ankle		
11/21	ARIZONA			Inactive/Ankle					Inactive/Ankle		
11/28	@ Seattle			Inactive/Ankle					Inactive/Ankle		
12/5	DENVER	5	11	2.2	5	0	2	25	12.5	19	0
12/12	@ San Diego	0	0	0.0	-	0	0	0	0.0	-	0
12/19	@ St. Louis	1	-4	-4.0	-4	0	1	7	7.0	7	0
12/26	TENNESSEE	1	4	4.0	4	0	2	15	7.5	14	0
1/2/11	OAKLAND	0	0	0	-	0	1	15	15.0	15	0
TOTALS		18	71	3.9	20	0	21	209	10.0	31	1
1/9/11	BALTIMORE	2	5	2.5	3	0	4	17	4.3	8	0
PLAYOFF TOTALS		2	5	2.5	3	0	4	17	4.3	8	0



TONY MOEAKI
TIGHT END



81

6-3 • 252 • Born: 6/8/87
Wheaton, Ill. • NFL Exp: 4 (4th with Chiefs)
GP/GS (Playoffs): 30/29 (1/1)
Acq: D3b-10 • Iowa

PRO CAREER:

- Fourth-year tight end played in 15 games (14 starts) in 2012 after missing the entire 2011 season after suffering a knee injury in the final preseason contest.
- Started 15 games as a rookie in 2010, recording 47 receptions for 556 yards (11.8 avg.) with three touchdowns.
- Set a Chiefs record in 2010 for most receptions by a rookie tight end with 47 catches.
- Was third among all AFC rookies and fifth among all NFL rookies with 47 catches.
- His 47 receptions and 556 receiving yards were second most among NFL rookie tight ends.
- Was named Pepsi NFL Rookie of the Week after catching four passes for 44 yards with an 18-yard TD vs. San Francisco (9/26/10).

TRANSACTIONS: Signed with Kansas City (7/22/10) ... Selected with the second of the Chiefs two third-round selections (93rd overall) in the 2010 NFL Draft.

2012: Played in 15 games (14 starts) at tight end, recording 33 receptions for 453 yards (13.7 avg.) and was inactive in one contest with a head injury ... Grabbed four receptions for a career-high 73 yards (18.3 avg.) vs. Cincinnati (11/18) ... Caught two passes for 40 yards (20.0 avg.) vs. Denver (11/25) ... Recorded four catches for 54 yards (13.5 avg.) with a one-yard touchdown reception vs. Carolina (12/2) ... Was inactive vs. Indianapolis (12/23) with a head injury suffered at Oakland (12/16).

2011: Spent the entire season on injured reserve after suffering a knee injury during the final preseason contest at Green Bay (9/1).

2010: Started 15 games at TE and was inactive for one contest ... Had 47 receptions for 556 yards (11.8 avg.) with three TDs ... His 47 catches were the highest total by a rookie tight end in Chiefs history ... His 47 receptions were third among AFC rookies and fifth in the NFL ... Was second among rookie tight ends in the NFL with 47 catches ... Collected four catches for 44 yards with an 18-yard TD to earn NFL Rookie of the Week honors vs. San Francisco (9/26) ... Registered a career-high six catches for a career-best 63 yards at Oakland (11/7) ... Was inactive vs. Arizona

HONOR ROLL

- **NFL Rookie of the Week (1) - vs. San Francisco (9/26/10)**

(11/21) with a head injury ... Tied a career-best with 63 receiving yards vs. Tennessee (12/26).

COLLEGE: Played in 48 games (15 starts) at Iowa ... Caught 76 passes for 953 yards (12.5 avg.) with 11 touchdowns ... Started 10 games as a redshirt senior in 2009 ... Ranked fourth on the team with a career-high 30 receptions for 387 yards (12.9 avg.) with four TDs ... Received the team's Roy J. Carver Most Valuable Player Award and the Hayden Fry Award as the offensive MVP ... Tallied 10 catches for 85 yards vs. Northern Iowa, the best single-game reception total by a TE in school history ... Recorded six catches for 105 yards (17.5 avg.) with two TDs vs. Michigan to garner Big Ten Player of the Week honors. Also earned ESPN.com and National Tight End Performer of the Week accolades from the College Football Performance Award committee ... Appeared in nine games (one start) as a redshirt junior in 2008 ... Recorded 13 receptions for 144 yards (11.1 avg.) with a TD ... Started the first four games of the season in 2007 as a junior ... Caught 14 passes for 170 yards (12.1 avg.) with three TDs ... Received a medical redshirt after suffering an injury vs. Wisconsin ... Played in 13 games as a sophomore in 2006 ... Compiled 11 catches for 140 yards (12.7 avg.) with three TDs ... Saw duty in 12 games as a reserve TE as a freshman in 2005 ... Caught eight passes for 112 yards (14.0 avg.) ... Also saw duty with the special teams coverage unit ... Was a four-year member of the Hawkeyes Leadership Group ... Majored in Interdepartmental Studies/Recreation Management.

PERSONAL:

- Three-year letterwinner as a tight end, fullback and linebacker at Wheaton-Warrenville High School in Wheaton, Ill.
- Played in 2005 Army All-America Bowl, earned first-team All-American honors from Riddell and second-team honors by *USA Today* as a senior.
- Received first-team all-state accolades from the *Champaign News-Gazette*, *Chicago Tribune*, *Chicago Sun-Times* and the Illinois High School Association and Coaches Association.
- Recorded 59 receptions for 975 yards (16.5 avg.) with nine TDs during his high school career.
- Also lettered in basketball and tennis.
- Last name is pronounced MO-ee-AH-kee.

MOEAKI'S NFL STATISTICS

Year	Team	G-S	RECEIVING					RUSHING				
			No.	Yds.	Avg.	LG	TD	No.	Yds.	Avg.	LG	TD
2010	Kansas City	15-15	47	556	11.8	34	3	0	0	0.0	--	0
2011	Kansas City	0-0	0	0	0.0	--	0	0	0	0.0	--	0
2012	Kansas City	15-14	33	453	13.7	38	1	0	0	0.0	--	0
Totals		30-29	80	1,009	12.6	384	0	0	0.0	--	0	

POSTSEASON												
Year	Team	G-S	No.	Yds.	Avg.	LG	TD	No.	Yds.	Avg.	LG	TD
2010	Kansas City	1-1	1	22	22.0	22	0	0	0	0.0	--	0
Totals		1-1	1	22	22.0	22	0	0	0	0.0	--	0

SINGLE-GAME CAREER HIGHS

Receptions: 6 at Oakland (11/7/10)

Receiving Yards: 73 vs. Cincinnati (11/18/12)

Long Reception: 38 at Pittsburgh (11/12/12)

Touchdowns: 1 last vs. San Diego (9/13/10)

vs. San Francisco (9/26/10)

at Seattle (11/28/10)

vs. Carolina (12/2/12)

**CHIEFS RECORD BOOK
MOST RECEPTIONS, TE, ROOKIE**

1.	47	Tony Moeaki	2010
2.	33	Tony Gonzalez	1997
3.	29	Fred Arbanas	1962
4.	28	Ethan Horton	1985
5.	23	Walter White	1975

**CHIEFS RECORD BOOK
MOST RECEIVING YARDS, TE, ROOKIE**

1.	559	Walter White	1975
2.	556	Tony Moeaki	2010
3.	469	Fred Arbanas	1962
4.	368	Tony Gonzalez	1997
5.	185	Ethan Horton	1985

MOEAKI'S GAME-BY-GAME STATISTICS

2012

CHIEFS

Date	Opp.	RECEIVING					RUSHING				
		No.	Yds.	Avg.	LG	TD	No.	Yds.	Avg.	LG	TD
9/9	ATLANTA	3	37	12.3	18	0	0	0	0.0	--	0
9/16	@ Buffalo	1	9	9.0	9	0	0	0	0.0	--	0
9/23	@ New Orleans	2	12	6.0	7	0	0	0	0.0	--	0
9/30	SAN DIEGO	3	18	6.0	12	0	0	0	0.0	--	0
10/7	BALTIMORE	0	0	0.0	--	0	0	0	0.0	--	0
10/14	@ Tampa Bay	1	18	18.0	18	0	0	0	0.0	--	0
10/28	OAKLAND	4	57	14.3	20	0	0	0	0.0	--	0
11/1	@ San Diego	0	0	0.0	--	0	0	0	0.0	--	0
11/12	@ Pittsburgh	3	68	22.7	38	0	0	0	0.0	--	0
11/18	CINCINNATI	4	73	18.3	22	0	0	0	0.0	--	0
11/25	DENVER	2	40	20.0	21	0	0	0	0.0	--	0
12/2	CAROLINA	4	54	13.5	25	1	0	0	0.0	--	0
12/9	@ Cleveland	1	10	10.0	10	0	0	0	0.0	--	0
12/16	@ Oakland	3	36	12.0	17	0	0	0	0.0	--	0
12/23	INDIANAPOLIS						<i>Inactive/Head</i>				
12/30	@ Denver	2	21	10.5	16	0	0	0	0.0	--	0
TOTALS		33	453	13.7	38	1	0	0	0.0	--	0

2011

CHIEFS

Date	Opp.	RECEIVING					RUSHING				
		No.	Yds.	Avg.	LG	TD	No.	Yds.	Avg.	LG	TD
9/11	BUFFALO						<i>Injured Reserve/Knee</i>				
9/18	@ Detroit						<i>Injured Reserve/Knee</i>				
9/25	@ San Diego						<i>Injured Reserve/Knee</i>				
10/2	MINNESOTA						<i>Injured Reserve/Knee</i>				
10/9	@ Indianapolis						<i>Injured Reserve/Knee</i>				
10/23	@ Oakland						<i>Injured Reserve/Knee</i>				
10/31	SAN DIEGO						<i>Injured Reserve/Knee</i>				
11/6	MIAMI						<i>Injured Reserve/Knee</i>				
11/13	DENVER						<i>Injured Reserve/Knee</i>				
11/21	@ New England						<i>Injured Reserve/Knee</i>				
11/27	PITTSBURGH						<i>Injured Reserve/Knee</i>				
12/4	@ Chicago						<i>Injured Reserve/Knee</i>				
12/11	@ N.Y. Jets						<i>Injured Reserve/Knee</i>				
12/18	GREEN BAY						<i>Injured Reserve/Knee</i>				
12/24	OAKLAND						<i>Injured Reserve/Knee</i>				
1/1/12	@ Denver						<i>Injured Reserve/Knee</i>				
TOTALS		0	0	0.0	--	0	0	0	0.0	--	0

2010

CHIEFS

Date	Opp.	RECEIVING					RUSHING				
		No.	Yds.	Avg.	LG	TD	No.	Yds.	Avg.	LG	TD
9/13	SAN DIEGO	3	21	7.0	16	1	0	0	0.0	--	0
9/19	@ Cleveland	5	58	11.6	20	0	0	0	0.0	--	0
9/26	SAN FRANCISCO	4	44	11.0	18t	1	0	0	0.0	--	0
10/10	@ Indianapolis	4	50	12.5	27	0	0	0	0.0	--	0
10/17	@ Houston	2	21	10.5	11	0	0	0	0.0	--	0
10/24	JACKSONVILLE	3	42	14.0	20	0	0	0	0.0	--	0
10/31	BUFFALO	3	45	15.0	18	0	0	0	0.0	--	0
11/7	@ Oakland	6	63	10.5	23	0	0	0	0.0	--	0
11/14	@ Denver	1	34	34.0	34	0	0	0	0.0	--	0
11/21	ARIZONA						<i>Inactive/Head</i>				
11/28	@ Seattle	1	6	6.0	6t	1	0	0	0.0	--	0
12/5	DENVER	4	54	13.5	21	0	0	0	0.0	--	0
12/12	@ San Diego	2	13	6.5	8	0	0	0	0.0	--	0
12/19	@ St. Louis	3	25	8.3	12	0	0	0	0.0	--	0
12/26	TENNESSEE	5	63	12.6	19	0	0	0	0.0	--	0
1/2/11	OAKLAND	1	17	17.0	17	0	0	0	0.0	--	0
TOTALS		47	556	11.8	34	3	0	0	0.0	--	0

1/9/11	BALTIMORE	1	22	22.0	22	0	0	0	0.0	--	0
PLAYOFF TOTALS		1	22	22.0	22	0	0	0	0.0	--	0



**JAMAR
NEWSOME**
WIDE RECEIVER



84

6-1 • 201 • Born: 11/5/87
Boca Ciega, Fla. • NFL Exp: 2 (2nd with Chiefs)
GP/GS (Playoffs): 8/2 (0/0)
Acq: FA-12 • Central Florida

PRO CAREER:

- Wide receiver enters his second training camp with Kansas City in 2013.
- Saw action in six games (two starts) with Kansas City in 2012, recording five receptions for 73 yards (14.6 avg.).
- Earned a spot on Jacksonville's active roster following the Jaguars training camp in 2011 and saw action in two contests.
- Spent the last four weeks of 2011 on the Chiefs practice squad.

TRANSACTIONS: Signed with Kansas City (1/3/12) ... Added to Kansas City's practice squad (12/3/11) ... Released by Pittsburgh (12/1/11) ... Added to Pittsburgh's practice squad (11/2/11) ... Released by Jacksonville (10/18/11) ... Added to Jacksonville's practice squad (9/21/11) ... Released by Jacksonville (9/20/11) ... Signed with Jacksonville as an undrafted free agent (7/26/11).

2012: Played in six games (two starts) at wide receiver after spending the first 11 weeks of the season on the club's practice squad ... Recorded five catches for 73 yards (14.6 avg.) ... Caught one pass for 10 yards vs. Denver (11/25) ... Posted one reception for four yards vs. Carolina (12/2) ... Registered one reception for 25 yards at Cleveland (12/9) ... Grabbed one reception for six yards at Oakland (12/16) ... Caught one pass for a season-long 28 yard receptions vs. Indianapolis (12/23).

2011: Earned a spot on Jacksonville's active roster following training camp and saw action on special teams during the first two weeks of the season ... Also spent time on the Pittsburgh practice squad ... Added to the Chiefs practice squad on Dec. 3, where he spent the final four weeks of the season.

COLLEGE: Played in 36 games (six starts) at Central Florida, totaling 65 receptions for 986 yards (15.2 avg.) with seven touchdowns ... Rushed seven times for 41 yards (5.9 avg.) with one TD ... Returned 12 kickoffs for 413 yards (34.4 avg.) ... Played in all 14 games (six starts) as a senior in 2010, notching 37 receptions for 616 yards (16.6 avg.) with three touchdowns ... Carried three times for 15 yards (5.0 avg.) and a TD ... Returned 10 kickoffs for 306 yards (30.6 avg.) ... Saw action in 10 games in 2009 as a junior, recording 24 catches for 289 yards (12.0 avg.) with three TDs ... Rushed four times for 26 yards (6.5 avg.) ... Returned two kickoffs for 107 yards (53.5 avg.), including a career-long 89-yard effort on his first-career return at Southern Mississippi (9/12) ... Majored in Criminal Justice.

PERSONAL:

- Caught 29 passes for 660 yards with eight touchdowns as a senior at Boca Ciega High School in Boca Ciega, Fla.
- Earned All-Suncoast and all-conference honors and was named Team MVP as a senior.
- Also lettered in track and field, placing third in the state in the long jump and triple jump.

NEWSOME'S NFL STATISTICS

Year	Team	G-S	RECEIVING					RUSHING				
			No.	Yds.	Avg.	LG	TD	No.	Yds.	Avg.	LG	TD
2011	Jacksonville	2-0	0	0	0.0	--	0	0	0.0	--	0	
2012	Kansas City	6-2	5	73	14.6	28	0	0	0.0	--	0	
Totals		8-2	5	73	14.6	28	0	0	0.0	--	0	

NEWSOME'S GAME-BY-GAME STATISTICS

2012 CHIEFS		RECEIVING				RUSHING					
Date	Opp.	No.	Yds.	Avg.	LG	TD	No.	Yds.	Avg.	LG	TD
9/9	ATLANTA										
9/16	@ Buffalo										
9/23	@ New Orleans										
9/30	SAN DIEGO										
10/7	BALTIMORE										
10/14	@ Tampa Bay										
10/28	OAKLAND										
11/1	@ San Diego										
11/12	@ Pittsburgh										
11/18	CINCINNATI										
11/25	DENVER	1	10	10.0	10	0	0	0	0.0	--	0
12/2	CAROLINA	1	4	4.0	4	0	0	0	0.0	--	0
12/9	@ Cleveland	1	25	25.0	25	0	0	0	0.0	--	0
12/16	@ Oakland	1	6	6.0	6	0	0	0	0.0	--	0
12/23	INDIANAPOLIS	1	28	28.0	28	0	0	0	0.0	--	0
12/30	@ Denver	0	0	0.0	--	0	0	0	0.0	--	0
TOTALS		5	73	14.6	28	0	0	0	0.0	--	0

2011 JAGUARS		RECEIVING				RUSHING					
Date	Opp.	No.	Yds.	Avg.	LG	TD	No.	Yds.	Avg.	LG	TD
9/11	TENNESSEE	0	0	0	--	0	0	0	0.0	--	0
9/18	@ N.Y. Jets										
9/25	@ Carolina										
10/2	NEW ORLEANS										
10/9	CINCINNATI										
10/16	@ Pittsburgh										

STEELERS		RECEIVING				RUSHING					
Date	Opp.	No.	Yds.	Avg.	LG	TD	No.	Yds.	Avg.	LG	TD
11/6	BALTIMORE										
11/13	@ Cincinnati										
11/27	@ Kansas City										

CHIEFS		RECEIVING				RUSHING					
Date	Opp.	No.	Yds.	Avg.	LG	TD	No.	Yds.	Avg.	LG	TD
12/4	@ Chicago										
12/11	@ N.Y. Jets										
12/18	GREEN BAY										
12/24	OAKLAND										
1/1/12	@ Denver										
TOTALS		5	73	14.6	28	0	0	0	0.0	--	0



**DONTARI
POE**
DEFENSIVE TACKLE



92

6-3 • 346 • Born: 8/18/90
Memphis, Tenn. • NFL Exp: 2 (2nd with Chiefs)
GP/GS (Playoffs) 16/16 (0/0)
Acq: D1-12 • Memphis

PRO CAREER:

- Second-year defensive tackle started every game as a rookie in 2012, the only rookie to open all 16 games for the Chiefs last season.
- Earned the club's Mack Lee Hill Award as the team's top rookie or first-year player after recording 38 tackles (28 solo), including three for loss, three QB pressures and four passes defended.
- Originally joined Kansas City as the club's first-round selection (11th overall) of the 2012 NFL Draft.
- Made his first start in his NFL debut vs. Atlanta (9/9).

TRANSACTIONS: Signed with Kansas City (7/26/12) ... Originally entered the NFL as the Chiefs first-round draft pick (11th overall) of the 2012 NFL Draft.

2012: Started 16 contests at defensive tackle, registering 38 tackles (28 solo), including three for loss, three QB pressures and four passes defended ... Started his first NFL contest for an injured DT Anthony Toribio vs. Atlanta (9/9), recording two tackles (one solo), including one for a loss ... Started for an injured DT Anthony Toribio, posting three tackles (two solo) and one pass defended at Buffalo (9/16) ... Started at defensive tackle for an injured DT Anthony Toribio at New Orleans (9/23) ... Started at defensive tackles for an injured DT Anthony Toribio vs. San Diego, registering one solo tackle ... Posted one solo tackle and one QB pressure vs. Baltimore (10/7) ... Grabbed two tackles (one solo), a QB pressure and a pass defended vs. Cincinnati (11/18) ... Posted four tackles (three solo), including one for loss, and a pass defended vs. Denver (11/25) ... Registered one solo tackle and a QB pressure vs. Carolina (12/2) ... Posted a season-high five tackles (four solo) at Oakland (12/16) ... Tallied three solo tackles, including one for loss, and a pass defended vs. Indianapolis (12/23).

COLLEGE: Defensive tackle joined Kansas City as the club's first-round selection (11th overall) of the 2012 NFL Draft ... Became the third first-round draft selection in Memphis football history ... After signing his national letter of intent on February 6, 2008, he did not arrive on campus until 2009 ... Saw action in 35 games (30 starts) in three seasons

with the Tigers, recording 101 tackles (57 solo), 21.5 tackles for loss (-66.0 yards), 5.0 sacks (-23.0 yards), four forced fumbles and four pass breakups ... Started all 12 games as a junior in 2011, recording 22 tackles (18 solo), 1.0 sack (-3.0 yards), 8.0 tackles for a loss (-26.0 yards), three passes defended and a forced fumble ... Named to The NFL Draft Report's All-America Dream Team as the scouting information service rated him as the best down lineman eligible for the 2012 NFL Draft ... Added an All-America honorable mention from Pro Football Weekly ... Named a second-team All-Conference USA choice and was named the Tigers' Most Valuable Player and Defensive Player of the Year ... Started all 12 games at left defensive tackle as a sophomore in 2010, posting a career-high 41 tackles (21 solo), 2.0 sacks (-16.0 yards), 6.5 tackles for loss (-27.0 yards) and one pass breakup ... Earned All-Conference USA honorable mention accolades ... Appeared in 11 games (six starts) as a true freshman in 2009 ... Posted 27 tackles (18 solo), 2.0 sacks (-4.0 yards), 7.0 tackles for loss (-13.0 yards) and three forced fumbles ... Named to the Conference USA All-Freshman team ... Majored in Child and Family Studies at Memphis.

PERSONAL:

- Attended Wooddale High School in Memphis, Tenn., where he was a two-star prospect who ranked 19th on the Rivals.com Tennessee Top 20 List.
- Added all-state honors from Tennessee Football Magazine and was an All-Shelby County and Class 5A All-Region VIII selection for the Cardinals in 2007, posting 63 tackles with 8.0 sacks during his junior campaign.
- Selected to participate in the first-ever Toyota East vs. West Tennessee All-Star Classic in 2007.
- Named to the 2007 MIAA 4A-5A Best of the Preps Team by the Commercial Appeal.
- Named a Best of the Preps All-Metro selection in track as a junior after capturing the shot put title for Class 3-A at the state meet with a throw of 56-3.25.
- Defended his title as a senior with a throw of 54-1.25 and also won the discus event in the state meet with a throw of 156-1 while claiming city, district and region track titles.

POE'S NFL STATISTICS

Year	Team	TACKLES			SACKS		INTS			FUMBLES			QB	
		G-S	Solos	Asst.	Total	No.	Yds.	No.	Yds.	PDs	FF	FR	Yds.	Press.
2012	Kansas City	16-16	28	10	38	0.0	0.0	0	0	4	0	0	0	3
Totals		16-16	28	10	38	0.0	0.0	0	0	4	0	0	0	3

SINGLE-GAME CAREER HIGHS

Tackles: 5 (four solo) at Oakland (12/16/12)

Passes Defensed: 1, four times, last time

QB Pressures: 1, three times, last time

vs. Indianapolis (12/23/12)

vs. Carolina (12/2/12)

POE'S GAME-BY-GAME STATISTICS

2012

CHIEFS

Date	Opp.	Tkl	Ast	Tot	TFL	Sck	INT	FR	FF	PR	PD
9/9	ATLANTA	1	1	2	1	0.0	0-0	0	0	0	0
9/16	@ Buffalo	2	1	3	0	0.0	0-0	0	0	0	1
9/23	@ New Orleans	0	0	0	0	0.0	0-0	0	0	0	0
9/30	SAN DIEGO	1	0	1	0	0.0	0-0	0	0	0	0
10/7	BALTIMORE	1	0	1	0	0.0	0-0	0	0	1	0
10/14	@ Tampa Bay	2	0	2	0	0.0	0-0	0	0	0	0
10/28	OAKLAND	4	0	4	0	0.0	0-0	0	0	0	0
11/1	@ San Diego	0	2	2	0	0.0	0-0	0	0	0	0
11/12	@ Pittsburgh	0	1	1	0	0.0	0-0	0	0	0	0
11/18	CINCINNATI	1	1	2	0	0.0	0-0	0	0	1	1
11/25	DENVER	3	1	4	1	0.0	0-0	0	0	0	1
12/2	CAROLINA	1	0	1	0	0.0	0-0	0	0	1	0
12/9	@ Cleveland	3	1	4	0	0.0	0-0	0	0	0	0
12/16	@ Oakland	4	1	5	0	0.0	0-0	0	0	0	0
12/23	INDIANAPOLIS	3	0	3	1	0.0	0-0	0	0	0	1
12/30	@ Denver	2	1	3	0	0.0	0-0	0	0	0	0
TOTALS		28	10	38	3	0.0	0-0	0	0	3	4



**JERRELL
POWE**
DEFENSIVE LINEMAN



95

6-2 • 331 • Born: 3/15/87
Waynesboro, Miss. • NFL Exp: 3 (3rd with Chiefs)
GP/GS (Playoffs) 10/0 (0/0)
Acq: D6-11 • Mississippi

PRO CAREER:

- Defensive lineman enters his third season with Kansas City in 2013.
- Appeared in nine games in 2012 after seeing reserve action in one contest during the 2011 season.

TRANSACTIONS: Signed with Kansas City (7/28/11) ... Drafted in the sixth round (199th overall) of the 2011 NFL Draft.

2012: Appeared in nine games, recording six tackles (five solo) and was inactive in seven games ... Was inactive at San Diego (11/1), at Pittsburgh (11/12), vs. Cincinnati (11/18), vs. Denver (11/25), vs. Carolina (12/2), at Cleveland (12/9) and at Oakland (12/16) ... Appeared on defense and special teams vs. Indianapolis (12/23).

2011: Played in one game as a reserve and was inactive during 15 contests ... Made NFL debut at New England (11/21).

COLLEGE: Played in 37 games (22 starts) at Mississippi ... Recorded 69 tackles (49 solo), 24.0 stops for loss (-80.0 yards) and 7.0 sacks (-29.0 yards) ... Added three QB pressures, one interception, one pass defended and two forced fumbles ... Also had two carries for no yards ... Started all 12 games at nose tackle as a senior in 2010 ... Registered 27 tackles (18 solo), 8.5 stops for loss (-29.0 yards), 2.5 sacks (-7.0 yards), one QB pressure, one pass defended and a forced fumble ... Selected All-Southeastern Conference

second-team by the league's coaches ... Chosen team captain ... Named to the SEC Football Community Service Team ... Played in 13 games (10 starts) in 2009 as a junior ... Registered 34 tackles (25 solo) and 3.0 sacks (-13.0 yards) ... Tied for the team lead with 12.0 tackles for loss (-38.0 yards) ... Posted two QB pressures and one fumble recovery ... Played in 12 games as a sophomore in 2008 ... Produced eight tackles (six solo), 3.5 stops for loss (-13.0 yards), 1.5 sacks (-9.0 yards), an interception and a pass defended ... Attended Ole Miss, but did not play football in 2006-07 ... Majored in Criminal Justice.

PERSONAL:

- Compiled 225 tackles and 37.0 sacks during his career at Wayne County High School in Waynesboro, Miss.
- Spent one season at Hargrave Military Academy in Chatham, Va.
- Named a *Parade* All-American and played in the U.S. Army All-America Bowl as a senior.
- Was a three-time all-state selection and named the Mississippi Mr. Football by *The Clarion-Ledger* following his senior campaign.
- Finished his senior season with 89 tackles, 9.0 QB sacks and five forced fumbles.
- Helped lead his prep team to state championships as a sophomore and junior.
- Also earned two varsity letters in basketball, averaging 10 points and 10 rebounds a game.

POWE'S NFL STATISTICS

Year	Team	G-S	TACKLES			SACKS		INTS			FUMBLES			QB
			Solos	Asst.	Total	No.	Yds.	No.	Yds.	PDs	FF	FR	Yds.	Press.
2011	Kansas City	1-0	0	0	0	0.0	0.0	0	0	0	0	0	0	0
2012	Kansas City	9-0	5	1	6	0.0	0.0	0	0	0	0	0	0	0
Totals		10-0	5	1	6	0.0	0.0	0	0	0	0	0	0	0

POWE'S GAME-BY-GAME STATISTICS

2012


CHIEFS

Date	Opp.	Tkl	Ast	Tot	TFL	Sck	INT	FR	FF	PR	PD
9/9	ATLANTA	2	0	2	0	0.0	0-0	0	0	0	0
9/16	@ Buffalo	1	0	1	0	0.0	0-0	0	0	0	0
9/23	@ New Orleans	0	1	1	0	0.0	0-0	0	0	0	0
9/30	SAN DIEGO	1	0	1	0	0.0	0-0	0	0	0	0
10/7	BALTIMORE	0	0	0	0	0.0	0-0	0	0	0	0
10/14	@ Tampa Bay	0	0	0	0	0.0	0-0	0	0	0	0
10/28	OAKLAND	0	0	0	0	0.0	0-0	0	0	0	0
11/1	@ San Diego					<i>Inactive</i>					
11/12	@ Pittsburgh					<i>Inactive</i>					
11/18	CINCINNATI					<i>Inactive</i>					
11/25	DENVER					<i>Inactive</i>					
12/2	CAROLINA					<i>Inactive</i>					
12/9	@ Cleveland					<i>Inactive</i>					
12/16	@ Oakland					<i>Inactive</i>					
12/23	INDIANAPOLIS	0	0	0	0	0.0	0-0	0	0	0	0
12/30	@ Denver	1	0	1	1	0.0	0-0	0	0	0	0
TOTALS		5	1	6	0	0.0	0-0	0	0	0	0

2011

CHIEFS

Date	Opp.	Tkl	Ast	Tot	TFL	Sck	INT	FR	FF	PR	PD
9/11	BUFFALO					<i>Inactive</i>					
9/18	@ Detroit					<i>Inactive</i>					
9/25	@ San Diego					<i>Inactive</i>					
10/2	MINNESOTA					<i>Inactive</i>					
10/9	@ Indianapolis					<i>Inactive</i>					
10/23	@ Oakland					<i>Inactive</i>					
10/31	SAN DIEGO					<i>Inactive</i>					
11/6	MIAMI					<i>Inactive</i>					
11/13	DENVER					<i>Inactive</i>					
11/21	@ New England	0	0	0	0	0.0	0-0	0	0	0	0
11/27	PITTSBURGH					<i>Inactive</i>					
12/4	@ Chicago					<i>Inactive</i>					
12/11	@ N.Y. Jets					<i>Inactive</i>					
12/18	GREEN BAY					<i>Inactive</i>					
12/24	OAKLAND					<i>Inactive</i>					
1/1/12	@ Denver					<i>Inactive</i>					
TOTALS		0	0	0	0	0.0	0-0	0	0	0	0



**MATT
REYNOLDS**
TACKLE



77

6-4 • 310 • Born: 5/31/86
Provo, Utah • NFL Exp: 1 (1st with Chiefs)
GP/GS (Playoffs) 0/0 (0/0)
Acq: W (PHI)-13 • Brigham Young

PRO CAREER:

- First-year offensive lineman enters his first season with Kansas City in 2013.
- Joined the Chiefs as a free agent on May 14, 2013.
- Originally entered the NFL as an undrafted free agent with the Carolina Panthers on April 30, 2012.

TRANSACTIONS: Signed with Kansas City (5/14/13) ... Waived by Philadelphia (3/4/13) ... Resigned with Philadelphia (12/31/12) ... Released by Philadelphia (12/11/12) ... Added to Philadelphia's practice squad (9/5/12) ... Waived by Carolina (8/31/12) ... Originally entered the NFL as a undrafted free agent with Carolina (5/11/12).

PHILADELPHIA (2012): Spent the entire season on the Eagles practice squad after spending training camp with Carolina.

COLLEGE: Started 52 games at left tackle for Brigham Young, tying the school record for most career starts ... Earned All-Independent first-team honors (2011) ... Started 13 games ... Pass blocking helped the Cougars allow no sacks in five games ... First-team All-Mountain West Conference

choice (2009) ... Started 13 games ... Opened holes for Brigham Young to rank third in the conference with 168.1 rushing yards per game and produce seven 200-yard rushing games, the most by the Cougars since 2001 ... First-team All-Mountain West Conference selection (2008) ... Started 13 games ... Provided protection for unit that led the conference in passing, averaging 281.5 yards per game ... Named Freshman All-American by the Football Writers Association of America (2007) ... Started 13 games ... Contributed to offense that finished first in the conference and sixth in the nation in passing with an average of 310.4 yards per game ... Redshirted as a true freshman (2007).

PERSONAL:

- Earned high school all-America honors as a sophomore, junior and senior at Timpview High School.
- Utah Gatorade Player of the Year (2005).
- Three-time all-state offensive lineman and helped the team to the 4-A State Championship as a senior.
- Married; wife, Briana.



**DUNTA
ROBINSON**
CORNERBACK



5-10 • 183 • Born: 4/11/82
Athens, Ga. • NFL Exp: 10 (1st with Chiefs)
GP/GS (Playoffs) 131/126 (4/4)
Acq: FA-13 • South Carolina

PRO CAREER:

- Tenth-year cornerback enters his first season in Kansas City in 2013 after nine seasons with Houston (2004-09) and Atlanta (2010-12).
- Has recorded 580 tackles (490 solo), 5.5 sacks (-36.5 yards), 17 interceptions for 194 yards with one touchdown and 87 pass breakups.
- Originally entered the NFL as a first-round pick (10th overall) by the Houston Texans in 2004.

TRANSACTIONS: Signed with Kansas City (3/13/13) ... Released by Atlanta (3/1/13) ... Signed with Atlanta (3/5/10) ... Signed with Houston (9/6/09) ... Designated Houston's franchise player (2/19/09) ... Activated from PUP (10/17/08) ... Placed on PUP (8/26/08) ... Selected in the first round (10th overall) by the Houston Texans in the 2004 NFL Draft.

ATLANTA (2010-12): Started all 37 games he saw action in, recording 184 tackles (158 solo), 1.5 sacks (-10.5 yards), four interceptions, 24 passes defended, one forced fumble and one fumble recovery ... Appeared in four postseason games, recording 18 tackles (14 solo), one pass defended and one fumble recovery.

2012: Started all 16 games, recording 80 tackles (67 solo), 1.5 sacks (-10.5 yards), one interception, one forced fumble and eight passes defended ... Played in two postseason games and recorded nine tackles (eight solo) and a forced fumble.

2011: Started all 16 games, recording 49 tackles (39 solo), two interceptions and nine passes defended ... Started one postseason game, recording three tackles (two solo) and a pass defended.

2010: Started in all 15 games he played in, recording 55 tackles (52 solo), one interception, seven passes defended and a fumble recovery ... Started one postseason contest and recorded six tackles (four solo).

HOUSTON (2004-09): Saw action in 84 games (79 starts), recording 396 tackles (332 solo), 4.0 sacks (-26.0 yards), 13 interceptions with one returned for a touchdown, 63 passes defended, six forced fumbles and one fumble recovery.

2009: Started all 16 games, recording 65 tackles (55 solo), nine passes defended and one forced fumble.

2008: Saw action in 11 games (six starts) and recorded 38 tackles (35 solo), two interceptions and six passes defended.

2007: Started all nine games he saw action in, recording 35 tackles (30 solo), two interceptions and seven passes defended.

2006: Started all 16 games, recording 83 tackles (70 solo), two interceptions with one returned for a touchdown, 12 passes defended and one forced fumble.

2005: Started all 16 games, posting 87 tackles (68 solo), 1.0 sack, one interception, 10 passes defended, one forced fumble and one fumble recovery.

2004: Started all 16 games, recording 88 tackles (74 solo), 3.0 sacks (-26.0 yards), six interceptions, 19 passes defended and three forced fumbles.

COLLEGE: Played 42 career games (24 starts) at South Carolina, recording 114 tackles, five interceptions and 22 passes defended ... Returned four punts for 44 yards ... Named defensive MVP as a senior.

PERSONAL:

- Attended Clarke Central High School in Athens, Ga., and set the record for career interceptions with 17.
- Lettered in basketball and track while competing in the long jump and anchor of the 4x100 relay.
- Owns his own charitable foundation, The Dunta Robinson Foundation and runs his own youth football association, the Northeast Georgia Oilers in his hometown of Athens, Ga.
- Hosted the second annual Home Sweet Home Community Day Event at Clarke Central High School, which benefited local families in Athens.
- Hosted an inaugural Dunta Robinson Celebrity Bowling Pin Down to benefit the Dunta Robinson Foundation.
- Purchased 250 turkeys during the 2010 Thanksgiving and delivered them to the Affordable Housing agency in Decatur, Ga.

ROBINSON'S NFL STATISTICS

Year	Team	G-S	TACKLES			SACKS		INTERCEPTIONS				FUMBLES			
			Solos	Asst.	Total	No.	Yds.	No.	Yds.	LG	TDs	PDs	FF	FR	Yds.
2004	Houston	16-16	74	14	88	3.0	26.0	6	146	61	0	19	3	0	0
2005	Houston	16-16	68	19	87	1.0	0.0	1	1	1	0	10	1	1	0
2006	Houston	16-16	70	13	83	0.0	0.0	2	9	9T	1	12	1	0	0
2007	Houston	9-9	30	5	35	0.0	0.0	2	6	10	0	7	0	0	0
2008	Houston	11-6	35	3	38	0.0	0.0	2	0	0	0	6	0	0	0
2009	Houston	16-16	55	10	65	0.0	0.0	0	0	--	0	9	1	0	0
2010	Atlanta	15-15	52	3	55	0.0	0.0	1	0	0	0	7	0	1	0
2011	Atlanta	16-16	39	10	49	0.0	0.0	2	28	14	0	9	0	0	0
2012	Atlanta	16-16	67	13	80	1.5	10.5	1	4	4	0	8	1	0	0
Totals		28-26	490	90	580	5.5	36.5	17	194	61	1	87	7	2	0

Additional Stats: Had one special teams tackle in 2005 ... Recorded one punrt return for -2 yards at Denver (11/7/04) ... Had a 58-yard kickoff return at Indianapolis (11/13/05).

POSTSEASON

Year	Team	G-S	TACKLES			SACKS		INTERCEPTIONS				FUMBLES			
			Solos	Asst.	Total	No.	Yds.	No.	Yds.	LG	TDs	PDs	FF	FR	Yds.
2010	Atlanta	1-1	4	2	6	0.0	0.0	0	0	--	0	0	0	0	0
2011	Atlanta	1-1	2	1	3	0.0	0.0	0	0	--	0	1	0	0	0
2012	Atlanta	2-2	8	1	9	0.0	0.0	0	0	--	0	0	1	0	0
Totals		4-4	14	4	18	0.0	0.0	0	0	--	0	1	1	0	0

SINGLE-GAME CAREER HIGHS

Tackles: 11 vs. Washington (9/24/06)

Forced Fumbles: 1, eight times, last

Interceptions: 2 vs. Oakland (10/3/04)

vs. San Francisco (1/20/13)

INT Return Yards: 86 vs. Oakland (10/3/04)

Fumble Recoveries: 1, twice, last

Long INT Return: 61 vs. Oakland (10/3/04)

at Carolina (12/12/10)

Passes Defensed: 4, twice, last

Sacks: 2 vs. Indianapolis 12/12/04

vs. Green Bay (11/21/04)

ROBINSON'S GAME-BY-GAME STATISTICS

2012

FALCONS

Date	Opp.	Tkl	Ast	Tot	TFL	Sck	INT	FR	FF	PR	PD
9/9	ATLANTA	2	1	3	0	0.0	0-0	0	0	0	0
9/17	DENVER	3	0	3	0	0.0	0-0	0	0	0	2
9/23	@ San Diego	5	2	7	0	0.0	0-0	0	0	0	0
9/30	CAROLINA	5	0	5	1	0.0	0-0	0	1	0	0
10/7	@ Washington	3	3	6	0	0.5	1-4	0	0	0	2
10/14	OAKLAND	8	1	9	1	0.0	0-0	0	0	0	0
10/28	@ Philadelphia	2	0	2	1	0.0	0-0	0	0	0	0
11/4	DALLAS	4	0	4	0	0.0	0-0	0	0	0	0
11/11	@ New Orleans	6	1	7	0	0.0	0-0	0	0	0	1
11/18	ARIZONA	1	0	1	0	0.0	0-0	0	0	0	1
11/25	@ Tampa Bay	6	0	6	2	1.0	0-0	0	0	1	0
11/29	NEW ORLEANS	5	2	7	1	0.0	0-0	0	0	0	0
12/9	@ Carolina	6	2	8	0	0.0	0-0	0	0	0	1
12/16	N.Y. GIANTS	2	0	2	0	0.0	0-0	0	0	0	0
12/22	@ Detroit	9	1	10	0	0.0	0-0	0	0	0	1
12/30	TAMPA BAY	1	2	3	0	0.0	0-0	1	0	0	0
TOTALS		67	13	80	6	1.5	1-4	1	1	1	8
1/13/13	BALTIMORE	3	1	4	0	0.0	0-0	0	0	0	0
1/20/13	SAN FRANCISCO	5	0	5	0	0.0	0-0	0	1	0	0
PLAYOFF TOTALS		8	1	9	0	0.0	0-0	0	1	0	0

ROBINSON'S GAME-BY-GAME STATISTICS

2011

FALCONS

Date	Opp.	Tkl	Ast	Tot	TFL	Sck	INT	FR	FF	PR	PD
9/11	@ Chicago	6	0	6	0	0.0	0-0	0	0	0	0
9/18	PHILADELPHIA	5	1	6	0	0.0	0-0	0	0	0	1
9/25	@ Tampa Bay	4	2	6	0	0.0	0-0	0	0	0	0
10/2	@ Seattle	1	0	1	0	0.0	0-0	0	0	0	1
10/9	GREEN BAY	2	1	3	0	0.0	0-0	0	0	0	0
10/16	CAROLINA	2	1	3	0	0.0	0-0	0	0	0	0
10/23	@ Detroit	0	0	0	0	0.0	0-0	0	0	0	0
11/6	@ Indianapolis	3	2	5	0	0.0	0-0	0	0	0	0
11/13	NEW ORLEANS	0	1	1	0	0.0	0-0	0	0	0	0
11/20	TENNESSEE	3	0	3	0	0.0	1-14	0	0	0	3
11/27	MINNESOTA	2	1	3	0	0.0	0-0	0	0	0	1
12/4	@ Houston	3	0	3	1	0.0	0-0	0	0	0	1
12/11	@ Carolina	4	0	4	0	0.0	0-0	0	0	0	1
12/15	JACKSONVILLE	1	0	1	0	0.0	0-0	0	0	0	0
12/26	@ New Orleans	3	1	4	0	0.0	1-14	0	0	0	1
1/1/12	TAMPA BAY	0	0	0	0	0.0	0-0	0	0	0	0
TOTALS		39	10	49	1	0.0	2-28	0	0	0	9
1/8/12	@ N.Y. Giants	2	1	3	0	0.0	0-0	0	0	--	1
PLAYOFF TOTALS		2	1	3	0	0.0	0-0	0	0	--	1

2010

FALCONS

Date	Opp.	Tkl	Ast	Tot	TFL	Sck	INT	FR	FF	PR	PD
9/12	@ Pittsburgh	4	2	6	0	0.0	0-0	0	0	0	0
9/19	ARIZONA	3	0	3	0	0.0	0-0	0	0	0	2
9/26	@ New Orleans	3	0	3	1	0.0	0-0	0	0	0	1
10/3	SAN FRANCISCO	4	0	4	0	0.0	0-0	0	0	0	0
10/10	@ Cleveland	6	0	6	0	0.0	0-0	0	0	0	0
10/17	@ Philadelphia	2	0	2	0	0.0	0-0	0	0	0	0
10/24	CINCINNATI					<i>Inactive</i>					
11/7	TAMPA BAY	1	0	1	0	0.0	0-0	0	0	0	0
11/11	BALTIMORE	1	0	1	0	0.0	0-0	0	0	0	0
11/21	@ St. Louis	6	0	6	0	0.0	0-0	0	0	0	0
11/28	GREEN BAY	3	0	3	0	0.0	0-0	0	0	0	0
12/5	@ Tampa Bay	3	0	3	0	0.0	0-0	0	0	0	2
12/12	@ Carolina	2	1	3	0	0.0	0-0	1	0	0	0
12/19	@ Seattle	3	0	3	0	0.0	0-0	0	0	0	0
12/27	NEW ORLEANS	8	0	8	0	0.0	0-0	0	0	0	1
1/2/11	CAROLINA	3	0	3	0	0.0	1-0	0	0	0	1
TOTALS		52	3	55	1	0.0	1-0	1	0	0	7
1/15/11	GREEN BAY	4	2	6	0	0.0	0-0	0	0	0	0
PLAYOFF TOTALS		4	2	6	0	0.0	0-0	0	0	0	0

ROBINSON'S GAME-BY-GAME STATISTICS

2009

TEXANS

Date	Opp.	Tkl	Ast	Tot	TFL	Sck	INT	FR	FF	PR	PD
9/13	N.Y. JETS	1	0	1	0	0.0	0-0	0	0	0	1
9/20	@ Tennessee	2	2	4	0	0.0	0-0	0	0	0	0
9/27	JACKSONVILLE	5	0	5	0	0.0	0-0	0	1	0	1
10/4	OAKLAND	2	0	2	0	0.0	0-0	0	0	0	1
10/11	@ Arizona	3	1	4	0	0.0	0-0	0	0	0	1
10/18	@ Cincinnati	4	1	5	0	0.0	0-0	0	0	0	1
10/25	SAN FRANCISCO	3	1	4	1	0.0	0-0	0	0	0	0
11/1	@ Buffalo	4	1	5	1	0.0	0-0	0	0	0	0
11/8	@ Indianapolis	3	1	4	0	0.0	0-0	0	0	0	0
11/23	TENNESSEE	4	0	4	0	0.0	0-0	0	0	0	1
11/29	INDIANAPOLIS	5	2	7	1	0.0	0-0	0	0	0	0
12/6	@ Jacksonville	2	0	2	1	0.0	0-0	0	0	0	3
12/13	SEATTLE	3	0	3	1	0.0	0-0	0	0	0	0
12/20	@ St. Louis	3	0	3	0	0.0	0-0	0	0	0	0
12/27	@ Miami	5	0	5	0	0.0	0-0	0	0	0	0
1/3/10	NEW ENGLAND	6	1	7	1	0.0	0-0	0	0	0	0
TOTALS		55	10	65	6	0.0	0-0	0	1	0	9

2008

TEXANS

Date	Opp.	Tkl	Ast	Tot	TFL	Sck	INT	FR	FF	PR	PD
9/7	@ Pittsburgh										
9/21	@ Tennessee										
9/28	@ Jacksonville										
10/5	INDIANAPOLIS										
10/12	MIAMI										
10/19	DETROIT	2	0	2	0	0.0	0-0	0	0	0	0
10/26	CINCINNATI	7	2	9	0	0.0	0-0	0	0	0	2
11/2	@ Minnesota	1	0	1	0	0.0	0-0	0	0	0	0
11/9	BALTIMORE	3	0	3	0	0.0	0-0	0	0	0	1
11/16	@ Indianapolis	3	0	3	0	0.0	0-0	0	0	0	0
11/23	@ Cleveland	2	0	2	0	0.0	0-0	0	0	0	0
12/1	JACKSONVILLE	5	0	5	0	0.0	0-0	0	0	0	0
12/7	@ Green Bay	2	0	2	0	0.0	0-0	0	0	0	1
12/14	TENNESSEE	4	0	4	0	0.0	0-0	0	0	0	0
12/21	@ Oakland	4	1	5	1	0.0	0-0	0	0	0	1
12/28	CHICAGO	2	0	2	0	0.0	0-0	0	0	0	1
TOTALS		35	3	38	1	0.0	2-0	0	0	0	6

2007

TEXANS

Date	Opp.	Tkl	Ast	Tot	TFL	Sck	INT	FR	FF	PR	PD
9/9	KANSAS CITY	3	0	3	0	0.0	0-(-4)	0	0	0	1
9/16	@ Carolina	3	1	4	0	0.0	1-10	0	0	0	1
9/23	INDIANAPOLIS	4	0	4	0	0.0	0-0	0	0	0	1
9/30	@ Atlanta	5	0	5	0	0.0	0-0	0	0	0	0
10/7	MIAMI	4	0	4	0	0.0	0-0	0	0	0	0
10/14	@ Jacksonville	3	0	3	0	0.0	0-0	0	0	0	1
10/21	TENNESSEE	5	1	6	0	0.0	0-0	0	0	0	2
10/28	@ San Diego	3	2	5	0	0.0	0-0	0	0	0	1
11/4	@ Oakland	0	1	1	0	0.0	0-0	0	0	0	0
11/18	NEW ORLEANS										
11/25	@ Cleveland										
12/2	@ Tennessee										
12/9	TAMPA BAY										
12/13	DENVER										
12/23	@ Indianapolis										
12/30	JACKSONVILLE										
TOTALS		30	5	35	0	0.0	2-6	0	0	0	7

ROBINSON'S GAME-BY-GAME STATISTICS

2006

TEXANS

Date	Opp.	Tkl	Ast	Tot	TFL	Sck	INT	FR	FF	PR	PD
9/10	PHILADELPHIA	7	0	7	0	0.0	0-0	0	0	0	0
9/17	@ Indianapolis	3	1	4	0	0.0	0-0	0	0	0	0
9/24	WASHINGTON	11	0	11	0	0.0	0-0	0	0	0	0
10/1	MIAMI	6	0	6	0	0.0	0-0	0	0	0	1
10/15	@ Dallas	5	0	5	0	0.0	0-0	0	0	0	0
10/22	JACKSONVILLE	1	1	2	0	0.0	0-0	0	0	0	0
10/29	@ Tennessee	1	2	3	0	0.0	0-0	0	0	0	1
11/5	@ N.Y. Giants	4	1	5	0	0.0	0-0	0	0	1	0
11/12	@ Jacksonville	7	0	7	0	0.0	1-0	0	0	0	1
11/19	BUFFALO	0	0	0	0	0.0	1-9	0	0	0	2
11/26	@ N.Y. Jets	3	3	6	0	0.0	0-0	0	1	0	2
12/3	@ Oakland	4	1	5	0	0.0	0-0	0	0	0	1
12/10	TENNESSEE	6	2	8	0	0.0	0-0	0	0	0	0
12/17	@ New England	5	1	6	0	0.0	0-0	0	0	0	1
12/24	INDIANAPOLIS	2	0	2	0	0.0	0-0	0	0	0	3
12/31	CLEVELAND	5	1	6	0	0.0	0-0	0	0	0	0
TOTALS		70	13	85	0	0.0	2-9	0	1	1	12

2005

TEXANS

Date	Opp.	Tkl	Ast	Tot	TFL	Sck	INT	FR	FF	PR	PD
9/11	@ Buffalo	2	3	5	0	0.0	0-0	0	0	--	0
9/18	PITTSBURGH	3	0	3	0	0.0	0-0	0	0	--	1
10/2	@ Cincinnati	6	1	7	0	0.0	0-0	0	1	--	0
10/9	TENNESSEE	1	1	2	0	0.0	0-0	0	0	--	2
10/16	@ Seattle	3	0	3	0	0.0	0-0	0	0	--	1
10/23	INDIANAPOLIS	5	1	6	0	0.0	1-1	0	0	--	2
10/30	CLEVELAND	6	1	7	0	0.0	0-0	0	0	--	0
11/6	@ Jacksonville	4	0	4	0	0.0	0-0	0	0	--	0
11/13	@ Indianapolis	9	0	9	0	0.0	0-0	0	0	--	0
11/20	KANSAS CITY	5	3	8	0	0.0	0-0	0	0	--	0
11/27	ST. LOUIS	4	0	4	0	0.0	0-0	0	0	--	0
12/4	@ Baltimore	5	2	7	0	0.0	0-0	1	0	--	1
12/11	@ Tennessee	2	3	5	0	0.0	0-0	0	0	--	0
12/18	ARIZONA	6	1	7	0	0.0	0-0	0	0	--	2
12/24	JACKSONVILLE	2	1	3	0	0.0	0-0	0	0	--	0
1/1/06	@ San Francisco	5	2	7	0	0.0	0-0	0	0	--	0
TOTALS		68	19	87	0	0.0	1-1	1	1	--	10

2004

TEXANS

Date	Opp.	Tkl	Ast	Tot	TFL	Sck	INT	FR	FF	PR	PD
9/12	SAN DIEGO	1	0	1	0	0.0	0-0	0	0	--	1
9/19	@ Detroit	3	1	4	0	0.0	0-0	0	0	--	0
9/26	@ Kansas City	7	0	7	0	0.0	0-0	0	0	--	0
10/3	OAKLAND	3	3	6	0	0.0	2-86	0	0	--	2
10/10	MINNESOTA	1	3	4	0	0.0	0-0	0	0	--	4
10/17	@ Tennessee	5	0	5	0	0.0	1-0	0	0	--	2
10/31	JACKSONVILLE	4	1	5	0	0.0	0-0	0	0	--	1
11/7	@ Denver	2	1	3	0	0.0	0-0	0	0	--	0
11/14	@ Indianapolis	4	0	4	0	0.0	0-0	0	0	--	0
11/21	GREEN BAY	8	1	9	0	0.0	1-0	0	0	--	4
11/28	TENNESSEE	6	3	9	0	0.0	0-0	0	0	--	1
12/5	@ N.Y. Jets	8	0	8	0	0.0	1-20	0	0	--	2
12/12	INDIANAPOLIS	4	0	4	0	2.0	0-0	0	1	--	1
12/19	@ Chicago	7	0	7	0	1.0	1-40	0	1	--	1
12/26	@ Jacksonville	4	1	5	0	0.0	0-0	0	1	--	0
1/2/05	CLEVELAND	7	0	7	0	0.0	0-0	0	0	--	0
TOTALS		74	14	88	0	3.0	6-146	0	3	--	19



**GEOFF
SCHWARTZ**
OFFENSIVE LINEMAN



74

6-6 • 340 • Born: 7/11/86
Pacific Palisades, Calif. • NFL Exp: 5 (1st with Chiefs)
GP/GS (Playoffs) 45/19 (0/0)
Acq: FA-13 • Oregon

PRO CAREER:

- Fifth-year offensive lineman joined the Chiefs as a free agent in 2013.
- Has started games at both the guard and tackle positions in the NFL.
- In 2009, helped Carolina running backs DeAngelo Williams and Jonathan Stewart to become the first set of teammates in NFL history to each rush for more than 1,100 yards in the same season.
- Was also a contributor on the offensive line that saw Minnesota running back Adrian Peterson gain 2,097 yards rushing in 2012, falling just nine yards short of breaking running back Eric Dickerson's NFL single-season record of 2,105 rushing yards.
- Originally entered the NFL as a seventh-round draft choice (241st overall) of the Carolina Panthers in the 2008 NFL Draft.

TRANSACTIONS: Signed with Kansas City (3/15/13) ... Signed with Minnesota (3/21/12) ... Signed with Carolina (1/28/09) ... Added to Carolina's practice squad (9/3/08) ... Released by Carolina (8/31/08) ... Signed with Carolina (7/21/08) ... Originally entered the NFL as a seventh-round draft pick (241st overall) of the Carolina Panthers in the 2008 NFL Draft.

MINNESOTA (2012): Appeared in 13 games for the Vikings ... Was active but did not play vs. Jacksonville (9/9), at Indianapolis (9/16) and vs. San Francisco (9/23).

CAROLINA (2008-11): Played in 32 games (19 starts) for the Panthers ... Also spent one season on injured reserve with a hip injury and one season on Carolina's practice squad.

2011: Spent the entire season on injured reserve for the Panthers with a hip injury that was

suffered in training camp.

2010: Started all 16 games for the Panthers, five at right tackle before starting the final 11 games at right guard.

2009: Appeared in all 16 games (three starts) for the Panthers.

2008: Spent the entire season on the Panthers practice squad after being released by the team following training camp.

COLLEGE: A three-year starter at right tackle, appeared in 41 games (36 starts) at Oregon ... Named second-team All-Pac 10 following his senior season in 2007, helping lead the Ducks to lead the Pac-10 in rushing for the second-consecutive season ... Played in 12 games (11 starts) during as a junior in 2006 ... Started all 12 games at right tackle as a sophomore in 2005 ... Also caught a two-point conversion pass against Montana ... Majored in political science at Oregon.

PERSONAL:

- Prepped at Palisades Charter High School in Los Angeles, Calif.
- Was a starting center on the basketball team and pitched on the baseball team.
- While with the Carolina Panthers, started serving as pitching coach at Fort Mill High School in Fort Mill, S.C.

GAMES PLAYED/GAMES STARTED

2008 CAR (PS), 2009 CAR (16/3), 2010 CAR (16/16), 2011 CAR (IR), 2012 MIN (13/0) — 60/60. **PLAYOFFS:** 2012 MIN (1/0) — 1/0.



**ANTHONY
SHERMAN**
FULLBACK



42

5-10 • 242 • Born: 12/11/88
North Attleboro, Mass. • NFL Exp: 3 (1st with Chiefs)
GP/GS (Playoffs) 28/11 (0/0)
Acq: T (ARI)-13 • Connecticut

PRO CAREER:

- Third-year fullback enters his first training camp with the Chiefs in 2013 after spending two seasons with the Arizona Cardinals.
- Joined Kansas City as part of a trade that sent CB Javier Arenas to Arizona.
- Helped lead the way for Arizona RB Beanie Wells to rush for his first career 1,000-yard season (1,047) and become the first Cardinals player in team history to rush for 1,000 yards and 10 touchdowns in a season in 2011.
- Was a key blocker as Wells broke the franchise single-game rushing mark when he totaled 228 rushing yards in Week 12 of the 2011 season at St. Louis.
- Originally entered the NFL as the Arizona Cardinals fifth-round selection (136th overall) in the 2011 NFL Draft.

TRANSACTIONS: Traded to Kansas City from Arizona in exchange for CB Javier Arenas (5/1/13) ... Signed with Arizona (7/20/11) ... Originally entered the NFL as a fifth-round pick (136th overall) of Arizona in the 2011 NFL Draft.

ARIZONA (2011-12): Appeared in 28 games (11 starts) for the Cardinals, recording one carry for three yards and 13 receptions for 111 yards (8.5 avg.) ... Also forced a fumble and added a fumble recovery on special teams.

2012: Played in 13 games (four starts), posting five receptions for 39 yards (7.8 avg.).

2011: Appeared in 15 games (seven starts), recording one carry for three yards and eight receptions for 72 yards.

COLLEGE: Appeared in 51 games (28 starts) in four seasons at Connecticut ... Recorded 17 carries for 61 yards (3.6 avg.) and added 45 receptions for 414 yards with one touchdown ... Also added 63 special teams tackles, and recovered two fumbles and forced a fumble on the special teams units ... Was a two-year team captain ... Played in 12 games (eight starts) as a

senior in 2010, recording four carries for one yard and eight receptions for 64 yards and his only career touchdown ... Returned three kickoffs for 44 yards (14.6 avg.) and added 14 tackles and a fumble recovery on special teams ... Appeared in all 13 games (10 starts) as a junior in 2009, tallying nine receptions for 71 yards (7.8 avg.) and one carry for three yards ... Returned one kickoff for 10 yards and had 24 tackles and a fumble recovery on special teams ... Played in 13 games (nine starts) as a sophomore in 2008, recording six carries for 39 yards (6.5 avg.) and 26 receptions for 270 yards (10.3 avg.) ... Added 13 tackles on special teams ... Appeared in all 13 games (two starts) as a freshman in 2007, registering six carries for 18 yards (3.0 avg.) and caught two passes for nine yards (4.5 avg.) ... Had one kickoff return for nine yards and accumulated 12 tackles on special teams ... Also saw time on defense, recording two tackles ... Was a pre-kinesiology major at Connecticut.

PERSONAL:

- Attended North Attleboro (Mass.) High School where he was a three-sport athlete, competing in football, track and baseball.
- Named the 2006 Gatorade Player of the Year in Massachusetts and was an first-team all-state linebacker.
- Was a two-time Attleboro Sun-Chronicle all-star selection and added all-scholastic honors from both the Boston Globe and the Boston Herald.
- Was named team and league offensive MVP as a senior.
- Closed out his prep career as the school's all-time record-holder with 2,537 yards rushing, 48 touchdowns and 284 points.
- Served as squad captain in football, track and baseball, earning Sun-Chronicle all-star honors in all three and was twice named all-league in baseball.

SHERMAN'S NFL STATISTICS

Year	Team	G-S	RUSHING					RECEIVING					
			No.	Yds.	Avg.	LG	TD	No.	Yds.	Avg.	LG	TD	
2011	Arizona	15-7	1	3	3.0	3	0	8	72	9.0	19	0	
2012	Arizona	13-4	0	0	0.0	--	0	5	39	7.8	19	0	
Totals			1-0	0	0	0.0	--	0	13	111	8.5	19	0

SHERMAN'S GAME-BY-GAME STATISTICS

2012 CARDINALS		RUSHING					RECEIVING				
Date	Opp.	No.	Yds.	Avg.	LG	TD	No.	Yds.	Avg.	LG	TD
9/9	SEATTLE	0	0	0.0	--	0	0	0	0.0	--	0
9/16	@ New England	0	0	0.0	--	0	0	0	0.0	--	0
9/23	PHILADELPHIA	0	0	0.0	--	0	0	0	0.0	--	0
9/30	MIAMI	0	0	0.0	--	0	0	0	0.0	--	0
10/4	@ St. Louis	0	0	0.0	--	0	2	25	12.5	19	0
10/14	BUFFALO										
							<i>Inactive/Knee</i>				
10/21	@ Minnesota										
							<i>Inactive/Knee</i>				
10/29	SAN FRANCISCO	0	0	0.0	--	0	2	11	5.5	7	0
11/4	@ Green Bay	0	0	0.0	--	0	1	3	3.0	3	0
11/18	ATLANTA	0	0	0.0	--	0	0	0	0.0	--	0
11/25	ST. LOUIS	0	0	0.0	--	0	0	0	0.0	--	0
12/2	@ N.Y. Jets	0	0	0.0	--	0	0	0	0.0	--	0
12/9	@ Seattle	0	0	0.0	--	0	0	0	0.0	--	0
12/16	DETROIT	0	0	0.0	--	0	0	0	0.0	--	0
12/23	CHICAGO	0	0	0.0	--	0	0	0	0.0	--	0
12/30	@ San Francisco										
							<i>Inactive/Knee</i>				
TOTALS		0	0	0.0	--	0	5	39	7.8	19	0

2011 CARDINALS		RUSHING					RECEIVING				
Date	Opp.	No.	Yds.	Avg.	LG	TD	No.	Yds.	Avg.	LG	TD
9/11	CAROLINA	0	0	0.0	--	0	1	6	6.0	6	0
9/18	@ Washington	0	0	0.0	--	0	0	0	0.0	--	0
9/25	@ Seattle	0	0	0.0	--	0	1	6	6.0	5	0
10/2	N.Y. GIANTS	0	0	0.0	--	0	2	24	12.0	19	0
10/9	@ Minnesota	0	0	0.0	--	0	0	0	0.0	--	0
10/23	PITTSBURGH	0	0	0.0	--	0	1	15	15.0	15	0
10/30	@ Baltimore	0	0	0.0	--	0	0	0	0.0	--	0
11/6	ST. LOUIS										
11/13	@ Philadelphia	0	0	0.0	--	0	0	0	0.0	--	0
11/20	@ San Francisco	0	0	0.0	--	0	0	0	0.0	--	0
11/27	@ St. Louis	0	0	0.0	--	0	1	4	4.0	4	0
12/4	DALLAS	0	0	0.0	--	0	0	0	0.0	--	0
12/11	SAN FRANCISCO	0	0	0.0	--	0	0	0	0.0	--	0
12/18	CLEVELAND	0	0	0.0	--	0	1	6	6.0	6	0
12/24	@ Cincinnati	0	0	0.0	--	0	0	0	0.0	--	0
1/1/12	SEATTLE	1	3	3.0	3	0	1	11	11.0	11	0
TOTALS		1	3	3.0	3	0	8	72	9.0	19	0



**TYLER
SHOEMAKER**
WIDE RECEIVER



14

6-1 • 213 • Born: 9/14/88
Meridian, Idaho • NFL Exp: 1 (1st with Chiefs)
GP/GS (Playoffs) 0/0 (0/0)
Acq: FA-13 • Boise State

PRO CAREER:

- First-year wide receiver enters his first season with Kansas City in 2013.
- Joined the Chiefs as a free agent on Jan. 25, 2013.
- Originally entered the NFL as an undrafted free agent with the Tampa Bay Buccaneers in 2012.

TRANSACTIONS: Signed with Kansas City (1/25/13) ... Released by Tampa Bay (5/23/12) ... Originally entered the NFL as an undrafted free agent with Tampa Bay (4/30/12).

TAMPA BAY (2012): Signed with the Buccaneers as an undrafted free agent but was released prior to the start of training camp.

COLLEGE: Appeared in 50 games (23 starts) at Boise State, recording 122 receptions for 2,031 yards (16.6 avg.) with 25 touchdowns ... Finished career tied for the fourth-most touchdown receptions in team history and became the 13th player in school history to record at least 2,000 career receiving yards ... Played in 13 games (seven starts) as a senior in 2011, leading the team with 994 yards and 16 touchdowns on 62 catches, setting the school's single-season touchdown

record ... Named first-team All-Mountain West and was a finalist for the Burlsworth Trophy, awarded annually to the nation's most outstanding player that began his career as a walk-on ... Saw action in 13 games (eight starts) as a junior in 2010, hauling in 32 receptions for 582 yards (18.2 avg.) with five touchdowns. Earned the team's Pat Fuller Memorial Award for academic achievement and was named to the WAC All-Academic Team ... Played in 12 games (eight starts) as a sophomore in 2009, catching 21 passes for 345 yards (16.4 avg.) with two touchdowns, adding one carry for three yards. Was named to the WAC All-Academic Team ... Finished his redshirt freshman season IN 2007 with seven receptions for 110 yards (15.7 avg.) in 2008, being named to the WAC All-Academic Team ... Majored in business management at Boise State.

PERSONAL:

- Prepped at Mountain View High School in Meridian, Idaho.
- Also competed in basketball and track and field in high school.



**ALEX
SMITH**
QUARTERBACK



6-4 • 217 • Born: 5/7/84
La Mesa, Calif. • NFL Exp: 9 (1st with Chiefs)
GP/GS (Playoffs) 80/75 (2/2)
Acq: T (SF)-13 • Utah

PRO CAREER:

- Ninth-year quarterback joined the Chiefs in a trade from San Francisco in 2013.
- Has played in 80 games (75 starts), completing 1,290 of 2,177 passes (59.3%) for 14,280 yards with 81 touchdowns and 63 interceptions, good for a 79.1 passer rating. He has added 212 carries for 761 yards (3.6 avg.) with four rushing touchdowns.
- Started the first nine games of the 2012 season, before suffering a head injury, as the 49ers finished with an 11-4-1 record en route to a berth in Super Bowl XLVII against the Baltimore Ravens.
- During 2012 offseason, spent time working with former MLB pitching coach Tom House on his throwing motion. House is known for his work with NFL quarterbacks, including Carson Palmer, Drew Brees and Tom Brady.
- Led the 49ers to a 13-3 regular season record and a trip to the NFC Championship Game
- Was named the 2011 Comeback Player of the Year by Rick Gosselin of the Dallas Morning News. Also earned the Ed Block Courage Award, USA Today All-Joe Team and was the Samsung Next Level Player of the Week in Week 5.
- Became the sixth quarterback in San Francisco franchise history to pass for more than 10,000 yards in a career, accomplishing that feat during the 2011 season.
- Led the 49ers to six fourth-quarter comebacks in 2011, including four on the road. His four come-from-behind road victories tied the franchise record set by QB Joe Montana in 1989.
- Becomes the fifth San Francisco quarterback to eventually join the Kansas City Chiefs, following Steve DeBerg (1988), Elvis Grbac (1997), Steve Bono (1994), and most notably, Joe Montana (1993).
- In 2007, Smith committed \$500,000 to the University of Utah's athletic department. The donation was the lead gift for the Alex Smith Strength and Conditioning Facility - a \$1.5 million expansion of Utah's varsity athletics weight room.
- Graduated from Utah in three years with a bachelor's degree in economics and scored a 40 on the Wonderlic Test prior to the 2005 NFL Draft.
- Originally entered the NFL as the first overall pick in the 2005 NFL Draft by San Francisco.

TRANSACTIONS:

Traded to Kansas City from San Francisco (3/12/13) ... Re-signed with San Francisco (3/21/12) ... Signed with San Francisco (7/29/11) ... Originally entered the NFL as the first overall pick in the 2005 NFL Draft by the San Francisco 49ers.

SAN FRANCISCO (2005-12):

Played in 80 regular season games (75 starts), completing 1,290 of 2,177 passes (59.3 %) for 14,280 yards with 81 touchdowns and 63 interceptions for a 79.1 passer rating ... Added 212 carries for 761 yards (3.6 avg.) with four touchdowns ... Also caught one pass for a six-yard loss ... Started two postseason contests, completing 36 of 68 passes (52.9%) for 495 ards with five touchdowns and no interceptions for a 101.0 rating ... Added seven carries for 70 yards (10.0 avg.) with one touchdown in two playoff games.

2012: Appeared in 10 games (nine starts), completing 153 of 218 passes for 1,737 yards with 13 touchdowns and five interceptions for a 104.1 passer rating ... Added 31 carries for 132 yards (4.3 avg.) ... Started the first nine games of the season before being sidelined after suffering a head injury vs. St. Louis (11/11) ... Was active but did not play in five contests and was inactive for one game.

2011: Started all 16 games, completing 273 of 445 passes (61.3%) for 3,144 yards with 17 touchdowns and five interceptions for a 90.7 passer rating ... Also had 52 rushes for 179 yards (3.4 avg.) with two touchdowns ... Started two postseason contests, completing 36 of 68 passes (52.9%) for 495 yards with five touchdowns and no interceptions for a 101.0 passer rating and had seven rushes for 70 yards (10.0 avg.) with one touchdown ... Set a franchise record for fewest interceptions in a season (min. 400 attempts) ... Led the 49ers to six fourth-quarter comebacks on the season, including four on the road ... Named Samsung Next Level Player of the Week vs. Tampa Bay.

2010: Played in 11 games (10 starts), completing 204 of 342 passes (59.6%) for 2,370 yards with 14 touchdowns and 10 interceptions for an 82.1 passer rating ... Added 18 carries for 60 yards (3.3 avg.) ... Was inactive in two contests, vs. Denver (10/31) and vs. St. Louis (11/14), with a shoulder injury suffered at Carolina (10/24) and was active, but did not play in three games.

2009: Appeared in 11 games (10 starts), completing 225 of 372 passes (60.5%) for 2,350

yards with 18 touchdowns and 12 interceptions for an 81.5 passer rating ... Added 24 carries for 51 yards (2.1 avg.) ... Also had one reception for a six-yard loss ... Was active but did not play in the first five games of the season.

2008: Spent the entire season on injured reserve with a shoulder injury.

2007: Started seven contests, connecting on 94 of 193 passes (48.7%) for 914 yards with two touchdowns and four interceptions for a 57.2 passer rating ... Added 13 carries for 89 yards (6.8 avg.) ... Suffered a separated shoulder vs. Seattle (9/30) and missed two games, vs. Baltimore (10/7) and at the New York Giants (10/21) ... Placed on injured reserve on Dec. 12 as a result of the shoulder injury.

2006: Started all 16 games, becoming the first quarterback in 49ers history to take every snap over the course of a season ... Completed 257 of 442 passes (58.1%) for 2,890 yards with 16 touchdowns and 16 interceptions for a 74.8 rating ... Also had 44 carries for 147 yards (3.3 avg.) with two touchdowns.

2005: Played in nine games (seven starts), converting 84 of 165 passes (50.9%) for 875 yards with one touchdown and 11 interceptions for a 40.8 passer rating ... Was inactive in four games vs. Tampa Bay (10/30), vs. the New York Giants (11/6), at Chicago (11/13) and served as the club's third quarterback vs. Seattle (11/20) with a knee injury suffered vs. Washington (10/23) ... Was active but did not play in three contests.

COLLEGE: Played in 26 games (22 starts), boasting a 21-1 record as a starter at Utah ... Completed 389 of 587 passes (66.3%) for 5,208 yards with 47 touchdowns and only eight interceptions in three seasons ... Added 1,072 rushing yards with 15 rushing touchdowns on 286 carries (4.7 avg.) ... Set Utah career records for completion percentage (66.3), passing efficiency (162.7) and yards gained per completion (13.5 avg.) ... In his third and final season at Utah, he became first player in school history to be named a finalist for the Heisman Trophy ... Led the Utes to a 12-0 record as a junior in 2004, completing 214 of 317 passes (67.5%) for 2,952 yards with 32 touchdowns and four interceptions, adding 135 carries for 631 yards (4.7 avg.) with 10 rushing touchdowns ... Named National Player of the Year by The Sporting News and Sports Illustrated ...

Was also named CoSIDA Football Academic All-American of the Year ... Was a finalist for the Davey O'Brien Award, given to the nation's top passer ... Added second-team Walter Camp All-American, Mountain West Conference Offensive Player of the Year and unanimous first-team All-Mountain West Conference accolades ... Earned Mountain West Conference Player of the Week honors six times ... Took over the starting quarterback job in the season's third game as a sophomore in 2003 ... Completed 173 of 266 passes (65.0%) for 2,247 yards with 15 touchdowns and three interceptions ... Rushed 149 times for 452 yards (3.0 avg.) and five touchdowns ... Was a second-team All-Mountain West Conference pick and Earned Mountain West Conference Player of the Week honors three times ... Appeared in two games as a true freshman in 2002, completing two of five passes with one interception ... Majored in economics at Utah.

PERSONAL:

- Attended Helix (Calif.) High School in La Mesa, Calif., earning All-CIF, All-Conference, All-County, team MVP and National Football Foundation and Hall of Fame Scholar-Athlete honors.
- Was named the conference's Offensive Player of the Year twice and served as team captain as a junior and a senior.
- Guided his team to a 25-1 record in his final two seasons.
- Served as class president.
- Established the Alex Smith Foundation, which provides foster teens with the tools and resources needed to transition to successful adulthood. More than 30 kids have been fully-funded completely through college. The four-year scholarship includes tuition, mentoring, counseling and other tools they may need to come out of school debt-free.
- Father, Doug, played football at Weber State, where his mother, Pam, also attended. His sister played soccer at Cal State Northridge.
- Uncle, John L. Smith, is the head coach at Fort Lewis College in Durango, Colo. He has also served as head coach at Arkansas (2012), Michigan State (2003-06), Louisville (1998-2002), Utah State (1995-97) and Idaho (1989-94).
- Married; wife, Elizabeth, with a son, Hudson.

SMITH'S NFL STATISTICS

PASSING

Year	Team	G-S	Comp.		Yds.		TD			INT		LG	Rating
			Att.	Comp.	Yds.	Pct.	Att.	TD	Pct.	INT	Pct.		
2005	San Francisco	9-7	165	84	875	50.9	5.30	1	0.6	11	6.7	47	40.8
2006	San Francisco	16-16	442	257	2,890	58.1	6.54	16	3.6	16	3.6	75	74.8
2007	San Francisco	7-7	193	94	914	48.7	4.74	2	1.0	4	1.0	45	57.2
2008	San Francisco	0-0	0	0	0	0.0	0.00	0	0.0	0	0.0	--	--
2009	San Francisco	11-10	372	225	2,350	60.5	6.32	18	4.8	12	4.8	73t	81.5
2010	San Francisco	11-10	342	204	2,370	59.6	6.93	14	4.1	10	4.1	62t	82.1
2011	San Francisco	16-16	445	273	3,144	61.3	7.06	17	3.8	5	3.8	56t	90.7
2012	San Francisco	10-9	218	153	1,737	70.2	7.97	13	6.0	5	6.0	55	104.1
NFL Totals		80-75	2,177	1,290	14,280	59.3	6.56	81	3.7	63	2.9	75	79.1

RUSHING

Year	Team	No.	Yds.	Avg.	LG	TD
2005	San Francisco	30	103	3.4	19	0
2006	San Francisco	44	147	3.3	22	2
2007	San Francisco	13	89	6.8	25	0
2008	San Francisco	0	0	0.0	--	0
2009	San Francisco	24	51	2.1	11	0
2010	San Francisco	18	60	3.3	12	0
2011	San Francisco	52	179	3.4	14	2
2012	San Francisco	31	132	4.3	24	0
NFL Totals		212	761	3.6	25	4

POSTSEASON

Year	Team	G-S	Comp.		Yds.		TD			INT		LG	Rating
			Att.	Comp.	Yds.	Pct.	Att.	TD	Pct.	INT	Pct.		
2011	San Francisco	2-2	68	36	495	52.9	7.28	5	7.4	0	0.0	73t	101.0
Totals		2-2	68	36	495	52.9	7.28	5	7.4	0	0.0	73t	101.0

RUSHING

Year	Team	No.	Yds.	Avg.	LG	TD
2011	San Francisco	7	70	10.0	28t	1
Totals		7	70	10.0	28t	1

SINGLE-GAME CAREER HIGHS

Pass Attempts: 46 vs. Philadelphia (9/24/06)

Pass Completions: 29 vs. Tennessee (11/8/09)

Passing Yards: 310 at Seattle (12/6/09)

TD Passes: 3, eight times,
last at Arizona (10/29/12)

Interceptions: 4 vs. Indianapolis (10/9/05)

Long Pass: 75 vs. Philadelphia (9/24/06)

Passer Rating: 156.3 vs. Buffalo (10/7/12)

Rushing Attempts: 8 at Detroit (11/12/06)

Rushing Yards: 49 vs. Buffalo (10/7/12)

Long Run: 25, vs. Arizona (9/10/07),
at Pittsburgh (9/23/07)

Rushing TDs: 1, four times, last at St. Louis (1/1/12)

SMITH'S MULTI-TOUCHDOWN GAMES (22)

Date	Opponent	Att.	Comp.	Yards	TDs	INTs	Rating	Result
10/8/06	Oakland	19	15	165	3	1	120.5	W, 34-20
10/15/06	San Diego	31	20	214	2	1	92.7	L, 19-48
12/14/06	@ Seattle	25	14	162	2	0	102.4	W, 24-14
10/25/09	@ Houston	22	15	206	3	1	118.6	L, 21-24
11/8/09	Tennessee	45	29	286	2	3	69.3	L, 27-34
11/22/09	@ Green Bay	33	16	227	3	1	88.8	L, 24-30
11/29/09	Jacksonville	41	27	232	2	0	96.8	W, 20-3
12/6/09	@ Seattle	45	27	310	2	0	95.6	L, 17-20
12/14/09	Arizona	35	19	144	2	2	59.7	W, 24-9
10/10/10	Philadelphia	39	25	309	3	2	92.8	L, 24-27
10/17/10	Oakland	33	16	196	2	0	87.4	W, 17-9
12/12/10	Seattle	27	17	255	3	0	130.9	W, 40-21
1/2/11	Arizona	29	15	276	2	0	107.8	W, 38-7
9/18/11	Dallas	24	16	179	2	1	99.1	L, 24-27
10/2/11	@ Philadelphia	33	21	291	2	0	112.1	W, 24-23
10/9/11	Tampa Bay	19	11	170	3	0	127.2	W, 48-3
11/20/11	Arizona	38	20	267	2	1	81.8	W, 23-7
12/4/11	St. Louis	23	17	274	2	0	142.3	W, 26-0
9/9/12	@ Green Bay	26	20	211	2	0	125.6	W, 30-22
9/16/12	Detroit	31	20	226	2	0	107.7	W, 27-19
10/7/12	Buffalo	24	18	303	3	0	156.3	W, 45-3
10/29/12	@ Arizona	19	18	232	3	0	157.1	W, 24-3

SMITH'S GAMES WITH A 100.0+ RATING (13)

Date	Opponent	Att.	Comp.	Yards	TDs	INTs	Rating	Result
9/17/06	St. Louis	22	11	233	1	0	103.0	W, 20-13
11/19/06	Seattle	25	19	163	1	0	105.9	W, 20-14
12/14/06	@ Seattle	25	14	162	2	0	102.4	W, 24-14
10/25/09	@ Houston	22	15	206	3	1	118.6	L, 21-24
12/12/10	Seattle	27	17	255	3	0	130.9	W, 40-21
1/2/11	Arizona	29	15	276	2	0	107.8	W, 38-7
10/2/11	@ Philadelphia	33	21	291	2	0	112.1	W, 24-23
11/6/11	@ Washington	24	17	200	1	0	109.7	W, 19-11
12/4/11	St. Louis	23	17	274	2	0	142.3	W, 26-0
1/14/12**	New Orleans	42	24	57.1	3	0	103.2	W, 36-32
9/9/12	@ Green Bay	26	20	211	2	0	125.6	W, 30-22
9/16/12	Detroit	31	20	226	2	0	107.7	W, 27-19
10/7/12	Buffalo	24	18	303	3	0	156.3	W, 45-3

*Minimum of 20 attempts to qualify.

**Postseason game.

SMITH'S GAME-BY-GAME STATISTICS

2012

49ERS

Date	Opp.	Att.		Comp.		Yds.		Pct.		Att.	TD	INT	LG	Sack/Yds.	Rating
		Comp.	Yds.	Pct.	Att.										
9/9	@ Green Bay	26	20	211	76.9	8.12	2	0	29				4/20	125.6	
9/16	DETROIT	31	20	226	64.5	7.29	2	0	23t				3/25	107.7	
9/23	@ Minnesota	35	24	204	68.6	5.83	1	1	22				3/13	81.1	
9/30	@ N.Y. Jets	21	12	143	57.1	6.81	0	0	26				2/9	78.1	
10/7	BUFFALO	24	18	303	75.0	12.63	3	0	53				0/0	156.3	
10/14	N.Y. GIANTS	30	19	200	63.3	6.67	0	3	55				4/31	43.1	
10/18	SEATTLE	23	14	140	60.9	6.09	1	1	18				2/2	74.5	
10//29	@ Arizona	19	18	232	94.7	12/21	3	0	47t				4/28	157.1	
11/11	ST. LOUIS	8	7	72	87.5	9.00	1	0	19				2/9	143.8	
11/19	CHICAGO	<i>Inactive/Head</i>													
11/25	@ New Orleans	<i>Active, Did not play</i>													
12/2	@ St. Louis	<i>Active, Did not play</i>													
12/9	MIAMI	<i>Active, Did not play</i>													
12/6	@ New England	<i>Active, Did not play</i>													
12/23	@ Seattle	<i>Active, Did not play</i>													
12/30	ARIZONA	1	1	6	100.0	6.00	0	0	6				0/0	91.7	
TOTALS		218	153	1,737	70.2	7.97	13	5	55				24/137	104.1	

1/12/13 GREEN BAY

Active, Did not play

1/20/13 @ Atlanta

Active, Did not play

2/3/13 BALTIMORE

Active, Did not play

PLAYOFF TOTALS		0	0	0	0.0	0.00	0	0	--				0/0	0.0
-----------------------	--	----------	----------	----------	------------	-------------	----------	----------	-----------	--	--	--	------------	------------

2011

49ERS

Date	Opp.	Att.		Comp.		Yds.		Pct.		Att.	TD	INT	LG	Sack/Yds.	Rating
		Comp.	Yds.	Pct.	Att.										
9/11	SEATTLE	20	15	124	75.0	6.20	0	0	27				0/0	90.4	
9/18	DALLAS	24	16	179	66.7	7.46	2	1	29t				6/47	99.1	
9/25	@ Cincinnati	30	20	201	66.7	6.70	0	0	39				5/25	85.6	
10/2	@ Philadelphia	33	21	291	63.6	8.82	2	0	44				3/13	112.1	
10/9	TAMPA BAY	19	11	170	57.9	8.95	3	0	26t				0/0	127.2	
10/16	@ Detroit	32	17	125	53.1	3.91	1	1	27				2/14	60.0	
10/30	CLEVELAND	24	15	177	62.5	7.38	1	0	41				1/3	98.8	
11/6	@ Washington	24	17	200	70.8	8.33	1	0	30t				2/12	109.7	
11/13	N.Y. GIANTS	30	19	242	63.3	8.07	1	1	31t				2/14	85.7	
11/20	ARIZONA	38	20	267	52.6	7.03	2	1	38				00/0	81.8	
11/24	@ Baltimore	24	15	140	62.5	5.83	0	1	20				9/44	61.1	
12/4	ST. LOUIS	23	17	274	73.9	11.91	2	0	56t				4/29	142.3	
12/11	@ Arizona	37	18	175	48.6	4.73	0	0	32				5/32	62.3	
12/19	PITTSBURGH	31	18	187	58.1	6.03	1	0	31				0/0	86.4	
12/24	@ Seattle	26	14	179	53.8	6.88	0	0	41				2/8	75.6	
1/1/12	@ St. Louis	30	20	213	66.7	7.10	1	0	44				3/22	98.3	
TOTALS		445	273	3,144	61.3	7.07	17	5	56t				44/263	90.7	
1/14/12	NEW ORLEANS	42	24	299	57.1	7.12	3	0	49t				4/35	103.2	
1/22/12	N.Y. GIANTS	26	12	196	46.2	7.54	2	0	73t				3/18	97.6	
PLAYOFF TOTALS		68	36	495	52.9	7.28	5	0	73t				7/53	101.0	

SMITH'S GAME-BY-GAME STATISTICS

2010

49ERS

Date	Opp.	Comp. Yds.										
		Att.	Comp.	Yds.	Pct.	Att.	TD	INT	LG	Sack/Yds.	Rating	
9/12	@ Seattle	45	26	225	57.8	5.00	0	2	23	2/11	52.5	
9/20	NEW ORLEANS	32	23	275	71.9	8.59	1	2	41	0/0	82.2	
9/26	@ Kansas City	42	23	232	54.8	5.52	1	1	41	5/24	68.8	
10/3	@ Atlanta	32	21	188	65.6	5.88	1	2	19	1/7	65.6	
10/10	PHILADELPHIA	39	25	309	64.1	7.92	3	2	36	2/19	92.8	
10/17	OAKLAND	33	16	196	48.5	5.94	2	0	35	2/5	87.4	
10/24	@ Carolina	19	9	129	47.4	6.79	1	0	53	1/8	87.4	
10/31	DENVER	<i>Inactive/Shoulder</i>										
11/14	ST. LOUIS	<i>Inactive/Shoulder</i>										
11/21	TAMPA BAY	<i>Active, Did not play</i>										
11/29	@ Arizona	<i>Active, Did not play</i>										
12/5	@ Green Bay	<i>Active, Did not play</i>										
12/12	SEATTLE	27	17	255	63.0	9.44	3	0	62t	2/14	130.9	
12/16	@ San Diego	29	19	165	65.5	5.69	0	1	36	6/34	66.0	
12/26	@ St. Louis	15	10	120	66.7	8.00	0	0	33	2/4	91.0	
1/2/11	ARIZONA	29	15	276	51.7	9.52	2	0	59t	2/14	107.8	
TOTALS		342	204	2,370	59.6	6.93	14	10	62t	25/140	82.1	

2009

49ERS

Date	Opp.	Comp. Yds.										
		Att.	Comp.	Yds.	Pct.	Att.	TD	INT	LG	Sack/Yds.	Rating	
9/13	@ Arizona	<i>Active, Did not play</i>										
9/20	SEATTLE	<i>Active, Did not play</i>										
9/27	@ Minnesota	<i>Active, Did not play</i>										
10/4	ST. LOUIS	<i>Active, Did not play</i>										
10/11	ATLANTA	<i>Active, Did not play</i>										
10/25	@ Houston	22	15	206	68.2	9.36	3	1	29t	0/0	118.6	
11/1	@ Indianapolis	32	19	198	59.4	6.19	1	1	27	4/16	74.7	
11/8	TENNESSEE	45	29	286	64.4	6.36	2	3	40	4/36	69.3	
11/12	CHICAGO	23	16	118	69.6	5.13	0	1	20	2/12	63.3	
11/22	@ Green Bay	33	16	227	48.5	6.88	3	1	38t	3/12	88.8	
11/29	JACKSONVILLE	41	27	232	65.9	5.66	2	0	30	0/0	96.8	
12/6	@ Seattle	45	27	310	60.0	6.89	2	0	42	1/7	95.6	
12/14	ARIZONA	35	19	144	54.3	4.11	2	2	35t	1/6	59.7	
12/20	@ Philadelphia	37	20	177	54.1	4.78	1	3	22	3/23	42.3	
12/27	DETROIT	31	20	230	64.5	7.42	1	0	50	1/4	97.5	
1/3/10	@ St. Louis	28	17	222	60.7	7.93	1	0	73t	3/18	97.6	
TOTALS		372	225	2,350	60.5	6.32	18	12	73t	22/134	81.5	

2008

49ERS

Date	Opp.	Comp. Yds.										
		Att.	Comp.	Yds.	Pct.	Att.	TD	INT	LG	Sack/Yds.	Rating	
9/7	ARIZONA	<i>Injured Reserve/Shoulder</i>										
9/14	@ Seattle	<i>Injured Reserve/Shoulder</i>										
9/21	DETROIT	<i>Injured Reserve/Shoulder</i>										
9/38	@ New Orleans	<i>Injured Reserve/Shoulder</i>										
10/5	NEW ENGLAND	<i>Injured Reserve/Shoulder</i>										
10/12	PHILADELPHIA	<i>Injured Reserve/Shoulder</i>										
10/19	@ N.Y. Giants	<i>Injured Reserve/Shoulder</i>										
10/26	SEATTLE	<i>Injured Reserve/Shoulder</i>										
11/10	@ Arizona	<i>Injured Reserve/Shoulder</i>										
11/16	ST. LOUIS	<i>Injured Reserve/Shoulder</i>										
11/23	@ Dallas	<i>Injured Reserve/Shoulder</i>										
11/30	@ Buffalo	<i>Injured Reserve/Shoulder</i>										
12/7	N.Y. JETS	<i>Injured Reserve/Shoulder</i>										
12/14	@ Miami	<i>Injured Reserve/Shoulder</i>										
12/21	@ St. Louis	<i>Injured Reserve/Shoulder</i>										
12/28	WASHINGTON	<i>Injured Reserve/Shoulder</i>										
TOTALS		0	0	0	0.0	0.0	0	0	--	0/0	0.0	

SMITH'S GAME-BY-GAME STATISTICS

2007

49ERS

Date	Opp.	Comp. Yds.										
		Att.	Comp.	Yds.	Pct.	Att.	TD	INT	LG	Sack/Yds.	Rating	
9/10	ARIZONA	31	15	126	48.4	4.06	0	0	22	3/24	59.3	
9/16	@ St. Louis	17	11	126	64.7	7.41	0	0	34	4/29	86.9	
9/23	@ Pittsburgh	35	17	209	48.6	5.97	1	1	31	2/11	65.1	
9/30	SEATTLE	1	0	0	0.0	0.00	0	0	--	1/10	39.6	
10/7	BALTIMORE	<i>Inactive/Shoulder</i>										
10/21	@ N.Y. Giants	<i>Inactive/3rd QB/Shoulder</i>										
10/28	NEW ORLEANS	43	22	190	51.2	4.42	1	0	20	2/13	70.9	
11/4	@ Atlanta	38	17	149	44.7	3.92	0	3	21	2/14	22.8	
11/12	@ Seattle	28	12	114	42.9	4.07	0	0	45	3/20	54.8	
11/18	ST. LOUIS	<i>Active, Did not play</i>										
11/25	@ Arizona	<i>Inactive/Shoulder</i>										
12/2	@ Carolina	<i>Inactive/Shoulder</i>										
12/9	MINNESOTA	<i>Inactive/Shoulder</i>										
12/15	CINCINNATI	<i>Injured Reserve/Shoulder</i>										
12/23	TAMPA BAY	<i>Injured Reserve/Shoulder</i>										
12/30	@ Cleveland	<i>Injured Reserve/Shoulder</i>										
TOTALS		193	94	914	48.7	4.74	2	4	45	17/121	57.2	

2006

49ERS

Date	Opp.	Comp. Yds.										
		Att.	Comp.	Yds.	Pct.	Att.	TD	INT	LG	Sack/Yds.	Rating	
9/10	@ Arizona	40	23	288	57.5	7.20	1	0	46	1/2	88.3	
9/17	ST. LOUIS	22	11	233	50.0	10.59	1	0	72t	0/0	103.0	
9/24	PHILADELPHIA	46	27	293	58.7	6.37	1	0	75	3/24	84.8	
10/1	@ Kansas City	25	13	92	52.0	3.68	0	2	22	4/16	27.4	
10/8	OAKLAND	19	15	165	78.9	8.68	6	1	33t	0/0	120.5	
10/15	SAN DIEGO	31	20	214	65.5	6.90	5	1	25	5/32	92.7	
10/29	@ Chicago	25	14	135	56.0	5.40	1	2	25	2/14	51.3	
11/5	MINNESOTA	21	13	105	61.9	5.00	0	1	22	3/14	54.7	
11/12	@ Detroit	20	14	136	70.0	6.80	0	0	2	3/19	88.8	
11/19	SEATTLE	25	19	163	76.0	6.52	1	0	23	1/9	105.9	
11/26	@ St. Louis	25	13	148	52.0	5.92	1	2	28	0/0	50.1	
12/3	@ New Orleans	28	14	171	50.0	6.11	1	3	48t	4/26	41.5	
12/10	GREEN BAY	29	12	201	41.4	6.93	1	2	52t	1/7	48.2	
12/14	@ Seattle	25	14	162	56.0	6.48	2	0	54	0/0	102.4	
12/24	ARIZONA	29	18	190	62.1	6.55	0	1	44	4/16	66.7	
12/31	@ Denver	32	17	194	53.1	6.06	1	1	35	4/23	69.0	
TOTALS		442	257	2,890	58.1	6.54	16	16	75	35/202	74.8	

2005

49ERS

Date	Opp.	Comp. Yds.										
		Att.	Comp.	Yds.	Pct.	Att.	TD	INT	LG	Sack/Yds.	Rating	
9/11	ST. LOUIS	<i>Active, Did not play</i>										
9/18	@ Philadelphia	1	0	0	0.0	0.00	0	0	--	0/0	39.6	
9/25	DALLAS	<i>Active, Did not play</i>										
10/2	@ Arizona	10	6	34	60.0	3.40	0	0	16	2/15	66.3	
10/9	INDIANAPOLIS	23	9	74	39.1	3.22	0	4	21	5/30	8.5	
10/23	@ Washington	16	8	92	50.0	5.75	0	1	43	5/38	41.7	
10/30	TAMPA BAY	<i>Inactive/Knee</i>										
11/6	N.Y. GIANTS	<i>Inactive/Knee</i>										
11/13	@ Chicago	<i>Inactive/Knee</i>										
11/20	SEATTLE	<i>Inactive/3rd QB/Knee</i>										
11/27	@ Tennessee	<i>Active, Did not play</i>										
12/4	ARIZONA	24	16	185	66.7	7.71	0	3	31	3/16	50.2	
12/11	@ Seattle	22	9	77	40.9	3.50	0	1	24	4/26	31.8	
12/18	@ Jacksonville	24	8	123	33.3	5.13	0	1	47	2/16	33.9	
12/24	@ St. Louis	16	12	131	75.0	8.19	0	0	22	5/27	98.7	
1/1/06	HOUSTON	29	16	159	55.2	5.48	1	1	39	3/17	68.0	
TOTALS		165	84	875	50.9	5.30	1	11	47	29/185	40.8	



**SEAN
SMITH**
CORNERBACK



27

6-3 • 218 • Born: 7/14/87
Pasadena, Calif. • NFL Exp: 5 (1st with Chiefs)
GP/GS (Playoffs) 63/56 (0/0)
Acq: FA-13 • Utah

PRO CAREER:

- Fifth-year defensive back joined the Chiefs as a free agent in 2013.
- One of the tallest corners at 6'3", Smith is an up-and-coming defender that can match up well against the league's taller receivers.
- Has started all 16 games in three of his four NFL seasons (2009, 2011-12).
- Owns 208 tackles (178 solo), five interceptions for 56 yards, 39 passes defended, three forced fumbles and one fumble recovery.
- Originally entered the NFL as the second of two second-round draft picks (61st overall) by the Miami Dolphins in the 2009 NFL Draft.

TRANSACTIONS: Signed with Kansas City (3/15/13) ... Drafted with the second of two second-round picks (61st overall) by the Miami Dolphins in the 2009 NFL Draft.

MIAMI (2009-12): Played in 63 games (56 starts) in four seasons with the Dolphins ... Totaled 208 tackles (178 solo), five interceptions returned for 56 yards, 39 passes defended, three forced fumbles and one fumble recovery.

2012: Started all 16 games, posting 59 tackles (53 solo), two interceptions returned for 31 yards, a team-high 11 passes defended and three forced fumbles.

2011: Started all 16 games, recording 60 tackles, two interceptions for seven yards and seven passes defended.

2010: Appeared in 15 games (eight starts), tallying 50 tackles (42 solo), nine passes defended and an interception ... Did not play in season opener at Buffalo (9/12).

2010: Started all 16 games as a rookie, becoming first Dolphins rookie cornerback to start 16 games in their first season ... Finished with 39 tackles, a team-high 12 passes defended and one fumble recovery.

COLLEGE: Three-year letterman and two-year starter at Utah (2006-08) appeared in 39

games (22 starts), recording 80 tackles (43 solo), nine interceptions, 16 passes defended and three tackles for loss ... Added seven rushes for 63 yards and one reception for 12 yards ... Played in 13 games (12 starts) as a junior in 2008, tallying 46 tackles (23 solo), five interceptions for 151 yards with a touchdown, nine passes defended, a sack, two tackles for loss and a forced fumble. Named third-team All-American as the Utes finished ranked second in the country with a 13-0 record, the only perfect team in the country ... Appeared in 13 games (10 starts) as a sophomore in 2007, registering 32 tackles (20 solo), four interceptions and seven passes defended ... Played in 13 games as a redshirt freshman in 2006, playing slot receiver in the first 11 contests before shifting to defense and appearing as a nickel back in the final two games. Recorded seven carries for 63 yards (9.0 avg.) and a 12-yard reception on offense and posted two tackles on defense ... Redshirted in 2005 as a true freshman ... Originally entered college as a running back before moving to wide receiver and eventually cornerback ... Majored in mass communications at Utah.

PERSONAL:

- Prepped at Blair High School in Pasadena, Calif., where he played running back, receiver and was a kickoff return specialist.
- Earned all-conference, all-state and All-American honors and won league Offensive Back of the Year accolades as a senior, after rushing for more than 1,500 yards with 18 touchdowns and adding 547 receiving yards and more than 400 yards in kickoff returns.
- Also lettered in basketball and track.
- Favorite NFL team growing up was the Tampa Bay Buccaneers and favorite athlete was Randy Moss.

SMITH'S NFL STATISTICS

Year	Team	G-S	TACKLES			SACKS		INTERCEPTIONS				FUMBLES			
			Solos	Asst.	Total	No.	Yds.	No.	Yds.	LG	TDs	PDs	FF	FR	Yds.
2009	Miami	16-16	32	7	39	0.0	0.0	0	0	0	12	0	1	0	
2010	Miami	15-8	42	8	50	0.0	0.0	1	18	--	0	9	0	0	
2011	Miami	16-16	51	9	60	0.0	0.0	2	7	7	0	7	0	0	
2012	Miami	16-16	53	6	59	0.0	0.0	2	31	31	0	11	3	0	
Totals		63-56	178	30	208	0.0	0.0	5	56	31	0	39	3	1	0

Additional Stats: Had one special teams tackle in 2010.

SINGLE-GAME CAREER HIGHS

Tackles: 8 (six solo) at Cincinnati (10/7/12)

Passes Defensed: 4 at N.Y. Jets (12/12/10)

Interceptions: 2 at Arizona (9/30/12)

Forced Fumbles: 3, three times,

INT Return Yards: 31 at Arizona (9/30/12)

last vs. Buffalo (12/23/12)

Long INT Return: 31 at Arizona (9/30/12)

Fumble Recoveries: 1 at Tennessee (12/20/09)

SMITH'S GAME-BY-GAME STATISTICS

2012

DOLPHINS

Date	Opp.	Tkl	Ast	Tot	TFL	Sck	INT	FR	FF	PR	PD
9/9	@ Houston	2	0	2	0	0.0	0-0	0	0	0	0
9/16	OAKLAND	4	0	4	0	0.0	0-0	0	0	0	2
9/23	N.Y. JETS	2	0	2	0	0.0	0-0	0	0	0	1
9/30	@ Arizona	6	0	6	0	0.0	2-31	0	0	0	3
10/7	@ Cincinnati	6	2	8	0	0.0	0-0	0	1	0	1
10/14	ST. LOUIS	5	0	5	0	0.0	0-0	0	0	0	1
10/28	@ N.Y. Jets	2	1	3	0	0.0	0-0	0	0	0	1
11/4	@ Indianapolis	4	1	5	0	0.0	0-0	0	0	0	1
11/11	TENNESSEE	4	1	5	0	0.0	0-0	0	0	0	0
11/15	@ Buffalo	6	0	6	0	0.0	0-0	0	1	0	0
11/25	SEATTLE	3	0	3	0	0.0	0-0	0	0	0	0
12/2	NEW ENGLAND	0	0	0	0	0.0	0-0	0	0	0	0
12/9	@ San Francisco	4	0	4	0	0.0	0-0	0	0	0	0
12/16	JACKSONVILLE	2	0	2	0	0.0	0-0	0	0	0	1
12/23	BUFFALO	2	0	2	0	0.0	0-0	0	1	0	0
12/30	@ New England	1	1	2	0	0.0	0-0	0	0	0	0
TOTALS		53	6	59	0	0.0	2-31	0	3	0	11

2011

DOLPHINS

Date	Opp.	Tkl	Ast	Tot	TFL	Sck	INT	FR	FF	PR	PD
9/12	NEW ENGLAND	2	1	3	0	0.0	0-0	0	0	0	0
9/18	HOUSTON	3	1	4	0	0.0	0-0	0	0	0	1
9/25	@ Cleveland	4	2	6	0	0.0	0-0	0	0	0	1
10/2	@ San Diego	5	0	5	0	0.0	0-0	0	0	0	0
10/17	@ N.Y. Jets	0	0	0	0	0.0	0-0	0	0	0	0
10/23	DENVER	7	0	7	0	0.0	0-0	0	0	0	0
10/30	@ N.Y. Giants	7	0	7	0	0.0	0-0	0	0	0	1
11/6	@ Kansas City	4	0	4	0	0.0	0-0	0	0	0	1
11/13	WASHINGTON	1	1	2	0	0.0	0-0	0	0	0	0
11/20	BUFFALO	3	1	4	0	0.0	0-0	0	0	0	0
11/24	@ Dallas	2	0	2	0	0.0	1-0	0	0	0	1
12/4	OAKLAND	3	1	4	0	0.0	0-0	0	0	0	0
12/11	PHILADELPHIA	1	0	1	0	0.0	1-7	0	0	0	1
12/18	@ Buffalo	3	0	3	0	0.0	0-0	0	0	0	0
12/24	@ New England	0	2	2	0	0.0	0-0	0	0	0	1
1/1/12	N.Y. JETS	6	0	6	0	0.0	0-0	0	0	0	0
TOTALS		51	9	60	0	0.0	2-7	0	0	0	7

SMITH'S GAME-BY-GAME STATISTICS

2010

DOLPHINS

Date	Opp.	Tkl	Ast	Tot	TFL	Sck	INT	FR	FF	PR	PD
9/12	@ Buffalo										
9/19	@ Minnesota	2	0	2	0	0.0	0-0	0	0	0	0
9/26	N.Y. JETS	3	1	4	0	0.0	0-0	0	0	0	0
10/4	NEW ENGLAND	4	1	5	0	0.0	0-0	0	0	0	0
10/17	@ Green Bay	0	1	1	0	0.0	0-0	0	0	0	1
10/24	PITTSBURGH	4	1	5	0	0.0	0-0	0	0	0	0
10/31	@ Cincinnati	0	1	1	0	0.0	1-18	0	0	0	2
11/7	@ Baltimore	4	1	5	0	0.0	0-0	0	0	0	1
11/14	TENNESSEE	5	1	6	0	0.0	0-0	0	0	0	0
11/18	CHICAGO	3	1	4	0	0.0	0-0	0	0	0	0
11/28	@ Oakland	2	0	2	0	0.0	0-0	0	0	0	0
12/5	CLEVELAND	4	0	4	0	0.0	0-0	0	0	0	0
12/12	@ N.Y. Jets	5	0	5	1	0.0	0-0	0	0	0	4
12/19	BUFFALO	1	0	1	0	0.0	0-0	0	0	0	1
12/26	DETROIT	2	0	2	0	0.0	0-0	0	0	0	0
1/2/11	@ New England	3	0	3	0	0.0	0-0	0	0	0	0
TOTALS		42	8	50	1	0.0	1-18	0	0	0	9

2009

DOLPHINS

Date	Opp.	Tkl	Ast	Tot	TFL	Sck	INT	FR	FF	PR	PD
9/13	@ Atlanta	2	0	2	0	0.0	0-0	0	0	0	2
9/21	INDIANAPOLIS	1	1	2	0	0.0	0-0	0	0	0	1
9/27	@ San Diego	1	0	1	0	0.0	0-0	0	0	0	0
10/4	BUFFALO	2	0	2	0	0.0	0-0	0	0	0	2
10/12	N.Y. JETS	1	1	2	0	0.0	0-0	0	0	0	1
10/25	NEW ORLEANS	1	1	2	0	0.0	0-0	0	0	0	1
11/1	@ N.Y. Jets	6	0	6	0	0.0	0-0	0	0	0	1
11/8	@ New England	6	0	6	0	0.0	0-0	0	0	0	0
11/15	TAMPA BAY	1	0	1	0	0.0	0-0	0	0	0	0
11/19	@ Carolina	4	2	6	0	0.0	0-0	0	0	0	1
11/29	@ Buffalo	0	1	1	0	0.0	0-0	0	0	0	1
12/6	NEW ENGLAND	1	1	2	0	0.0	0-0	0	0	0	1
12/13	@ Jacksonville	0	0	0	0	0.0	0-0	0	0	0	0
12/20	@ Tennessee	2	0	2	0	0.0	0-0	1	0	0	0
12/27	HOUSTON	1	0	1	0	0.0	0-0	0	0	0	1
1/3/10	PITTSBURGH	3	0	3	0	0.0	0-0	0	0	0	0
TOTALS		32	7	39	0	0.0	0-0	1	0	0	12



RICKY STANZI
QUARTERBACK



12

6-4 • 228 • Born: 9/3/87
Mentor, Ohio • NFL Exp: 3 (3rd with Chiefs)
GP/GS (Playoffs) 0/0 (0/0)
Acq: D5a-11 • Iowa

PRO CAREER:

- Third-year quarterback served as the backup in three games in 2012 and was inactive for the other 13 contests.
- Joined the Chiefs as the first of two fifth-round selections (135th overall) in the 2011 NFL Draft.

TRANSACTIONS: Signed with Kansas City (7/28/11) ... Drafted by Kansas City in the fifth round (135th overall) of the 2011 NFL Draft.

2012: Served as a reserve quarterback in three contests and was inactive for 13 games ... Was active but did not see action at Tampa Bay (10/14), at San Diego (11/1) and at Pittsburgh (11/12).

2011: Served as the backup quarterback in six games and was inactive for 10 contests.

COLLEGE: Played in 39 games (35 starts) at Iowa, posting a 26-9 record as a starter ... Completed 542 of 907 passes for 7,377 yards with 56 touchdowns and 31 interceptions for a 141.6 rating ... Threw at least one touchdown pass in 21 consecutive games, the longest streak in school history ... Started all 13 games as a senior in 2010 ... Completed 221 of 345 passes for 3,004 yards, with 25 touchdowns and six interceptions for a 157.6 passer rating... Finished fourth in the Big Ten and 12th in the NCAA with a 157.6 pass efficiency rating ... His 25 TD passes were the third-best seasonal total in school history ... Received Iowa's Roy J. Carver Most Valuable Player Award for offense and the Hayden Fry "Extra Heartbeat" Award ... Started 11 games in 2009 as a junior ... Completed 171 of 304 passes

for 2,417 yards with 17 TDs and 15 INTs ... Ranked fourth in the Big Ten in passing efficiency (131.6), fifth in passing yards per game (219.7) and sixth in total offense per game (216.9) ... Named All-Big Ten Conference honorable mention ... Earned the team's Roy J. Carver Most Valuable Player Award ... Named the club's offensive captain and a member of the Leadership Group ... Earned All-America honorable mention accolades from *Pro Football Weekly* ... Played in 13 games as a sophomore in 2008, starting 11 contests ... Completed 150 of 254 passes for 1,956 yards with 14 TDs and nine INTs ... Ranked fourth in the Big Ten Conference with a 134.8 pass efficiency rating ... Played in two games, attempting four passes as a redshirt freshman in 2007 ... Redshirted as a true freshman in 2006 ... Majored in Interdisciplinary Business Studies.

PERSONAL:

- Threw for 3,970 yards and 37 touchdowns at Lake Catholic High School in Mentor, Ohio.
- Also rushed for 1,130 yards.
- Earned first-team all-state, all-district, all-conference and team MVP honors as a senior.
- Named the 2005 Ohio Division III Offensive Player of the Year and selected Offensive Player of the Year by the *Cleveland Plain Dealer*, *Lake County News-Herald*, and Cleveland Touchdown Club.
- Earned MVP honors in the Ohio North vs. South All-Star Game.
- Also lettered four times in basketball.

STANZI'S NFL STATISTICS

		PASSING											
Year	Team	G-S	Att.	Comp.	Yds.	Comp. Pct.	Yds. Att.	TD	TD Pct.	INT	INT Pct.	LG	Rating
2011	Kansas City	0-0	0	0	0	0.0	0.00	0	0.0	0	0.0	--	0.0
2012	Kansas City	0-0	0	0	0	0.0	0.00	0	0.0	0	0.0	--	0.0
NFL Totals		0-0	0	0	0	0.0	0.00	0	0.0	0	0.0	--	0.0

		RUSHING				
Year	Team	No.	Yds.	Avg.	LG	TD
2011	Kansas City	0	0	0.0	--	0
2012	Kansas City	0	0	0.0	--	0
NFL Totals		0	0	0.0	--	0

STANZI'S GAME-BY-GAME STATISTICS

2012

CHIEFS

Date	Opp.	Comp. Yds.				Att. TD	INT	LG	Sack/Yds.	Rating
		Att.	Comp.	Yds.	Pct.					
9/9	ATLANTA									
9/16	@ Buffalo									
9/23	@ New Orleans									
9/30	SAN DIEGO									
10/7	BALTIMORE									
10/14	@ Tampa Bay									
10/28	OAKLAND									
11/1	@ San Diego									
11/12	@ Pittsburgh									
11/18	CINCINNATI									
11/25	DENVER									
12/2	CAROLINA									
12/9	@ Cleveland									
12/16	@ Oakland									
12/23	INDIANAPOLIS									
12/30	@ Denver									
TOTALS		0	0	0	--	--	0	0	--	0/0

2011

CHIEFS

Date	Opp.	Comp. Yds.				Att. TD	INT	LG	Sack/Yds.	Rating
		Att.	Comp.	Yds.	Pct.					
9/11	BUFFALO									
9/18	@ Detroit									
9/25	@ San Diego									
10/2	MINNESOTA									
10/9	@ Indianapolis									
10/23	@ Oakland									
10/31	SAN DIEGO									
11/6	MIAMI									
11/13	DENVER									
11/21	@ New England									
11/27	PITTSBURGH									
12/4	@ Chicago									
12/11	@ N.Y. Jets									
12/18	GREEN BAY									
12/24	OAKLAND									
11/12	@ Denver									
TOTALS		0	0	0	--	--	0	0	--	0/0



**DONALD
STEPHENSON**
OFFENSIVE LINEMAN



79

6-6 • 312 • Born: 9/30/88
Blue Springs, Mo. • NFL Exp: 2 (2nd with Chiefs)
GP/GS (Playoffs): 16/7 (0/0)
Acq: D3-12 • Oklahoma

PRO CAREER:

- Second-year offensive lineman appeared in all 16 games with seven starts in his rookie campaign.
- Originally joined Kansas City as its third-round pick (74th overall) in the 2012 NFL Draft.
- Saw his initial NFL action on special teams vs. Atlanta (9/9) and made his first start as a tackle-eligible tight end at San Diego (11/1/12).

TRANSACTIONS: Signed with Kansas City (5/17/12) ... Originally entered the NFL as the Chiefs third-round draft pick (74th overall) in the 2012 NFL Draft.

2012: Appeared in 15 games on special teams and 10 on offense with seven starts ... Played on special teams vs. Atlanta (9/9) and at Buffalo (9/16) ... Appeared on offense and special teams at New Orleans (9/23) ... Played on special teams vs. San Diego (9/30) and vs. Baltimore (10/7) ... Appeared as a tackle-eligible blocker and on special teams at Tampa Bay (10/14) and vs. Oakland (10/28) ... Started as a tackle-eligible blocker when the team opened with three tight ends at San Diego (11/1) ... Saw action on special teams at Pittsburgh (11/12) ... Started at RT for Eric Winston who was starting at RG for an injured Jon Asamoah vs. Cincinnati (11/18) ... Started at LT for an injured Branden Albert vs. Denver (11/25) and vs. Carolina (12/2) ... Played on offense and special teams at Cleveland (12/9) ... Started at LT

for an injured Branden Albert at Oakland (12/16), vs. Indianapolis (12/23) and at Denver (12/30).

COLLEGE: Appeared in 32 games (23 starts) on the offensive line at Oklahoma ... Helped lead the Sooners to two bowl victories; the first was a win over Connecticut in the 2010 Fiesta Bowl, followed by a victory over Iowa in the 2011 Insight Bowl ... Started all 13 games in 2011, earning honorable mention All-Big 12 by AP and the conference's coaches ... Saw action in 14 games (10 starts) in 2010, playing a total of 868 snaps and recording 103 knockdown blocks ... Did not see game action in 2009 ... Played in five games as a reserve offensive lineman in 2008 ... Majored in Multidisciplinary Studies at Oklahoma.

PERSONAL:

- Played in the first three games as a senior but a broken toe kept him from playing again until the playoffs.
- Transferred to Blue Springs from Central High School in Kansas City, Mo., where he was named all-league as a junior.
- Ranked No. 7 overall player in Missouri and No. 34 offensive tackle in the nation by Rivals.com.

GAMES PLAYED/GAMES STARTED

2012 KC (16/7) — 16/7. **PLAYOFFS:** 0/0.



RYAN SUCCOP KICKER



6

6-2 • 218 • Born: 9/19/86
Hickory, N.C. • NFL Exp: 5 (5th with Chiefs)
GP/GS (Playoffs): 64/0 (1/0)
Acq: D7c-09 • South Carolina

PRO CAREER:

- Placekicker enters his fifth year with Kansas City in 2013.
- Was given the title "Mr. Irrelevant" after being selected with the final pick (256th overall) of the 2009 NFL Draft.
- Set a career high and a franchise single-game record by converting all six field goals he attempted at New Orleans (9/23). The six field goal attempts ties for second in team history behind K Jan Stenerud's seven field goal attempts vs. Buffalo (12/19/71).
- Has converted 108 of 108 PATs (100.0%), tying him for the highest point after touchdown percentage in Chiefs history (minimum 100 attempts).
- Names All-Rookie from *Pro Football Weekly*/PFWA.
- Voted the club's 2009 Mack Lee Hill Award winner by his peers for his rookie success.
- Converted 86.21 percent of his FGs (25 of 29) in 2009, tying as the highest make percentage by a rookie since the AFL-NFL merger (min. 20 attempts).
- Established a Chiefs rookie record with 25 made FGs, passing Hall of Fame K Jan Stenerud's mark of 21 made FGs set in '67.
- He led all NFL rookies with 104 points in 2009.
- Has played in 64 games, converting 97 of 119 FGs (.815) and all 108 of his PATs for 399 points.

TRANSACTIONS: Re-signed with Kansas City (12/30/11) ... Signed with Kansas City (6/18/09) ... Selected with the third of Kansas City's three seventh-round picks (256th overall) in the 2009 NFL Draft.

2011: Appeared in 16 contests, converting 28 of 34 field goals (.824) and all 17 PATs for 101 points and had two special teams tackles ... Connected on six of six field goals and one PAT for 19 points at New Orleans (9/23), setting a new franchise single-game record for most field goals converted and setting a career high for most points in a single game ... Connected on all three field goal attempts, including a season-long 52-yard attempt, and one PAT for 10 points vs. Oakland (10/28) ... Hit all three field goals for nine points and had two special teams stops vs. Denver (11/25) ... Connected on both field goals, including one from 52-yards out, and three PATs for nine points vs. Carolina (12/2).

2011: Appeared in 16 games, converting 24 of 30 field goals and all 20 PATs for a team-

high 92 points ... Had a career-long streak of 22 consecutive field goals made starting vs. Minnesota (10/2) before having a kick blocked vs. Oakland (12/24) ... That tied for the longest streak in Chiefs history ... Had 31 touchbacks to rank 10th in the AFC ... His .800 FG percentage ranked 10th in the AFC ... Converted all five of his FGs and one PAT for a career-high 16 points and had five touchbacks vs. Minnesota (10/2) to earn AFC Special Teams Player of the Week honors. Also converted a career-long 54-yard field goal, tied a Chiefs record with five made FGs and became the third Chiefs kicker to convert two 50-plus-yard FGs in one game ... Connected on all three of his field goals, including a game-winning 30-yard effort in overtime vs. San Diego (10/31) ... Connected on a 53-yard field goal at the New York Jets (12/11) ... Converted on four field goals and one PAT for 13 points and had three touchbacks vs. Green Bay (12/18), earning AFC Special Teams Player of the Week honors for the second time of the season.

2010: Played in 16 games as the club's kicker ... Converted 20 of 26 FGs and all 42 PATs for 102 points ... Landed 52 of his 78 kickoffs inside the 10-yard line ... Had two special teams tackles ... Hit a game-winning 35-yard FG as time expired in overtime vs. Buffalo (10/31) ... Tied a career long with a 53-yard FG at St. Louis (12/19).

2009: Handled place-kicking duties in all 16 games ... Connected on 25 of 29 FGs (86.2%) and all 29 of his PATs for a team-high 104 points ... Landed 59 of his 75 kickoffs inside the 10-yard line with seven touchbacks ... Also had one special teams tackle ... Named the club's Mack Lee Hill Award winner, an honor bestowed on Kansas City's top rookie or first-year player ... Earned All-Rookie honors from *Pro Football Weekly*/PFWA ... Produced an 86.21 FG percentage, tying as the highest make percentage by a rookie since the AFL-NFL merger (min. 20 attempts) ... His 86.2 FG percentage ranked sixth in the AFC and 10th in the NFL ... Was one of five kickers in the AFC and one of seven kickers in the NFL to not miss from inside 40 yards, going 17-17 ... Was one of four kickers in Kansas City history to make all of his field goal attempts from 40 yards or less in a season (min. 15 atts.) ... Led all NFL rookies with 104 points, tying FB/K Jack Spikes for the second-highest total by a rookie in Chiefs history ... Tied for 10th in the AFC with seven touchbacks ... Ranked first in Chiefs history among rookies with 25 made FGs, while his 29 FG attempts were third in team annals among rookies ... Was fourth among rookies in club annals with 29 PATs ... Converted

two field goals of 50+ yards, the most in a season since K Lawrence Tynes had two in 2005. Only K Nick Lowery ('80, '85, '88) owns more in a season ... Hit a 53-yard FG and three PATs for six points in his first NFL game at Baltimore (9/13). His 53-yard FG was the longest by a Chiefs rookie since Stenerud had a 54-yarder at Houston (9/9/67). It was the longest made FG by a rookie kicker on his first regular season NFL attempt since Baltimore K Steve Hauschka hit a 54-yard FG at Houston (11/9/08) ... Hit a season-high four FGs (39, 46, 46 and 24 yards) for 12 points at Washington (10/18) ... Recovered an onside kick in the fourth quarter at Jacksonville (11/8) ... Hit a 22-yard game-winning FG in OT vs. Pittsburgh (11/22) ... Converted his 22nd FG of the season at Cincinnati (12/27) to pass K Jan Stenerud for most made FGs by a rookie in Chiefs history ... Hit all three of his FGs and five PATs for a season-best 14 points at Denver (1/3/10).

COLLEGE: Played in 50 games at South Carolina, hitting 49 of 69 field goals (71.0%) with a career long of 55 yards ... Converted 104 of 106 PATs and racked up a total of 251 points, the second-highest total in school history ... Spent his sophomore and junior seasons handling both the kicking and punting duties ... Had 85 punts for 3,597 yards (42.3 gross, 34.9 net) with 21 kicks inside the 20 and three touchbacks ... Had 69 touchbacks on 192 kickoffs ... Played in 13 games his senior campaign in 2008, earning honorable mention All-Southeastern Conference honors ... Connected on 20 of 30 field goals, leading the SEC in both makes and attempts ... Converted all

30 of his PATs for 90 points ... Had 25 touchbacks on kickoffs ... Finished the season fourth in the SEC in field goal percentage (66.7%) and ninth in scoring (6.9 ppg) ... Appeared in 12 games as a kicker and punter as a junior in 2007 ... Converted 13 of 17 field goals and all 37 of his PATs for 76 points ... Had 56 punts for 2,330 yards (41.6 gross, 34.4 net), landing 15 inside the 20 ... Named honorable mention All-SEC ... Saw action in 13 contests his sophomore season in 2006 ... Earned second-team All-SEC honors and was a semi-finalist for the Lou Groza Award ... Connected on 16 of 20 field goals and 37 of 39 PATs for a team-high 85 points ... Had 29 punts for 1,267 yards (43.7 gross, 36.0 net) with six inside the 20 and three touchbacks ... Had 29 touchbacks on kickoffs ... Played in all 12 games as a true freshman in 2005 ... Missed his only two field goal attempts ... Had 29 touchbacks on kickoffs ... Majored in Finance and Real Estate.

PERSONAL:

- Was a four-time all-conference and two-time all-state selection at Hickory High School in Hickory, N.C.
- Was a three-time conference Special Teams Player of the Year.
- Converted 12 of 14 field goals and all 42 of his PATs for 78 points while averaging 41 yards per punt and had 98.0 percent of his kickoffs go for touchbacks as a senior.
- Three-time all-state selection in soccer with 104 career goals.
- Last name is pronounced SUCK-UP.
- Married; wife, Paige.

HONOR ROLL	
•	Mack Lee Hill Award: Chiefs Rookie of the Year (1) - 2009
•	Pro Football Weekly/PFWA All-Rookie Team (1) - 2009
•	AFC Special Teams Player of the Week (2) - 2011 (Weeks 4, 15)

CHIEFS RECORD BOOK, MOST FGs MADE, CAREER			
1.	329	Nick Lowery	1980-93
2.	279	Jan Stenerud	1967-79
3.	97	Ryan Succop	2009-12
4.	93	Pete Stoyanovich	1996-00
5.	64	Lawrence Tynes	2004-06

SUCCOP'S NFL STATISTICS								
SCORING								
Year	Team	G-S	FGM	FGA	Pct.	LG	PATs	Points
2009	Kansas City	16-0	25	29	.862	53	29-29	104
2010	Kansas City	16-0	20	26	.769	53	42-42	102
2011	Kansas City	16-0	24	30	.800	54	20-20	92
2012	Kansas City	16-0	28	34	82.4	52	17-17	101
Totals		64-0	97	119	.815	54	108-108	399
POSTSEASON SCORING								
Year	Team	G-S	FGM	FGA	Pct.	LG	PATs	Points
2010	Kansas City	1-0	0	0	.000	--	1-1	1
Totals		1-0	0	0	.000	--	1-1	1

SUCCOP'S FIELD GOAL ACCURACY

Year	Team	11-19	20-29	30-39	40-49	50+	Total	Pct.
2009	Kansas City	0-0	10-10	7-7	6-7	2-5	25-29	.862
2010	Kansas City	0-0	6-6	7-9	6-8	1-3	20-26	.769
2011	Kansas City	1-1	7-7	6-7	7-12	3-3	24-30	.800
2012	Kansas City	0-0	4-5	12-15	10-12	2-2	28-34	.824
Totals		1-1	27-28	32-38	29-39	8-13	97-119	.815

Additional Stats: Has five special teams tackles – one in 2009, two in 2010 and two in 2012. Recovered an onside kick at Jacksonville (11/8/09). Had one punt for 33 yards at Oakland (11/7/10).

POSTSEASON

Year	Team	11-19	20-29	30-39	40-49	50+	Total	Pct.
2010	Kansas City	0-0	0-0	0-0	0-0	0-0	0-0	.000
Totals		0-0	0-0	0-0	0-0	0-0	0-0	.000

SINGLE-GAME CAREER HIGHS

Field Goals Attempted: 6 at New Orleans (9/23/12) **PATs Attempted:** 6 vs. Jacksonville (10/24/10)
Field Goals Made: 6 at New Orleans (9/23/12) at Seattle (11/28/10)
Long Field Goal Made: 54 vs. Minnesota (10/2/11) **Points:** 19 at New Orleans (9/23/12)
Long Field Goal Att.: 56 at Jacksonville (11/8/09) **Cons. Made FGs:** 22 (10/2/11-12/24/11)
PATs Made: 6 vs. Jacksonville (10/24/10) at Seattle (11/28/10)

CHIEFS RECORD BOOK, MOST CONSECUTIVE FGs MADE

1. 22	Pete Stoyanovich	1997-98
	Ryan Succop	2011
3. 21	Nick Lowery	1990
	Nick Lowery	1991
5. 17	Jan Stenerud	1969

CHIEFS RECORD BOOK, 50-YARD FGs MADE, CAREER

1. 20	Nick Lowery	1980-93
2. 12	Jan Stenerud	1967-79
3. 8	Ryan Succop	2009-12
4. 6	Lawrence Tynes	2004-06
5. 5	Pete Stoyanovich	1996-99

CHIEFS RECORD BOOK, 50-YARD FGs MADE, SEASON

1. 4	Nick Lowery	1980
2. 3	Nick Lowery	1985, '88
	Ryan Succop	2011
4. 2	Pete Stoyanovich	1997, '98
	Lawrence Tynes	2004, 2005, 2006
	Ryan Succop	2009, '12

CHIEFS RECORD BOOK, 50-YARD FGs MADE, GAME

1. 2	Nick Lowery	Sept. 14, 1980
	Nick Lowery	Sept. 8, 1985
	Nick Lowery	Nov. 26, 1987
	Lawrence Tynes	Oct. 21, 2005
	Ryan Succop	Oct. 2, 2011

SUCCOP'S GAME-BY-GAME STATISTICS

2012

CHIEFS

Date	Opp.	FG	XP	Pts	1-19	20-29	30-39	40-49	50+	LG	KO	TB
9/9	ATLANTA	1-2	3-3	6	0-0	0-0	1-1	0-1	0-0	39	5	2
9/16	@ Buffalo	1-1	2-2	5	0-0	0-0	1-1	0-0	0-0	33	4	3
9/23	@ New Orleans	6-6	1-1	19	0-0	1-1	3-3	2-2	0-0	45	7	2
9/30	SAN DIEGO	0-0	2-2	2	0-0	0-0	0-0	0-0	0-0	--	4	2
10/7	BALTIMORE	2-2	0-0	6	0-0	0-0	2-2	0-0	0-0	31	3	1
10/14	@ Tampa Bay	1-1	1-1	4	0-0	0-0	1-1	0-0	0-0	38	3	1
10/28	OAKLAND	3-3	1-1	10	0-0	0-0	1-1	1-1	1-1	52	4	2
11/1	@ San Diego	2-3	1-1	7	0-0	0-0	0-1	2-2	0-0	49	3	2
11/12	@ Pittsburgh	2-3	1-1	7	0-0	1-1	0-1	1-1	0-0	46	3	1
11/18	CINCINNATI	2-2	0-0	6	0-0	0-0	2-2	0-0	0-0	34	2	1
11/25	DENVER	3-3	0-0	9	0-0	1-1	1-1	1-1	0-0	49	4	2
12/2	CAROLINA	2-2	3-3	9	0-0	0-0	0-0	1-1	1-1	52	5	3
12/9	@ Cleveland	0-1	1-1	1	0-0	0-1	0-0	0-0	0-0	--	2	0
12/16	@ Oakland	0-0	0-0	0	0-0	0-0	0-0	0-0	0-0	--	1	1
12/23	INDIANAPOLIS	2-3	1-1	7	0-0	0-0	0-0	2-3	0-0	47	4	2
12/30	@ Denver	1-2	0-0	3	0-0	1-1	0-1	0-0	0-0	23	2	2
TOTALS		28-34	17-17	101	0-0	4-5	12-15	10-12	2-2	52	56	27

2011

CHIEFS

Date	Opp.	FG	XP	Pts	1-19	20-29	30-39	40-49	50+	LG	KO	TB
9/11	BUFFALO	0-1	1-1	1	0-0	0-0	0-0	0-1	0-0	--	2	1
9/18	@ Detroit	1-2	0-0	3	0-0	0-0	1-1	0-0	0-0	33	2	2
9/25	@ San Diego	1-2	2-2	5	0-0	0-0	1-2	0-0	0-0	33	4	2
10/2	MINNESOTA	5-5	1-1	16	0-0	2-2	0-0	1-1	2-2	54	6	4
10/9	@ Indianapolis	0-0	0-0	0	0-0	0-0	0-0	0-0	0-0	--	5	4
10/23	@ Oakland	0-0	4-4	4	0-0	0-0	0-0	0-0	0-0	--	5	4
10/31	SAN DIEGO	3-3	2-2	11	0-0	0-0	2-2	1-1	0-0	47	6	4
11/6	MIAMI	1-1	0-0	3	0-0	0-0	0-0	1-1	0-0	43	2	2
11/13	DENVER	1-1	1-1	4	0-0	0-0	1-1	0-0	0-0	32	2	2
11/21	@ New England	1-1	0-0	3	0-0	1-1	0-0	0-0	0-0	26	1	0
11/27	PITTSBURGH	3-3	0-0	9	0-0	0-0	0-0	3-3	0-0	49	4	0
12/4	@ Chicago	1-1	1-1	4	0-0	1-1	0-0	0-0	0-0	21	2	0
12/11	@ N.Y. Jets	1-1	1-1	4	0-0	0-0	0-0	0-0	1-1	53	2	0
12/18	GREEN BAY	4-4	1-1	13	1-1	1-1	1-1	1-1	0-0	46	6	3
12/24	OAKLAND	2-4	1-1	7	0-0	2-2	0-0	0-2	0-0	23	5	2
1/1/12	@ Denver	0-1	1-1	1	0-0	0-0	0-0	0-1	0-0	--	2	1
TOTALS		24-30	20-20	92	1-1	7-7	6-7	7-12	3-3	54	56	31

2010

CHIEFS

Date	Opp.	FG	XP	Pts	1-19	20-29	30-39	40-49	50+	LG	KO	TB
9/13	SAN DIEGO	0-0	3-3	3	0-0	0-0	0-0	0-0	0-0	--	4	2
9/19	@ Cleveland	3-3	1-1	10	0-0	2-2	1-1	0-0	0-0	35	5	0
9/26	SAN FRANCISCO	1-2	4-4	7	0-0	0-0	1-2	0-0	0-0	32	5	1
10/10	@ Indianapolis	3-4	0-0	9	0-0	0-0	1-1	2-2	0-1	45	3	0
10/17	@ Houston	1-1	4-4	7	0-0	1-1	0-0	0-0	0-0	24	6	1
10/24	JACKSONVILLE	0-0	6-6	6	0-0	0-0	0-0	0-0	0-0	--	7	0
10/31	BUFFALO	2-3	1-1	7	0-0	1-1	1-2	0-0	0-0	35	4	1
11/7	@ Oakland	2-2	2-2	8	0-0	1-1	0-0	1-1	0-0	43	5	0
11/14	@ Denver	1-2	2-2	5	0-0	0-0	0-0	1-1	0-1	40	4	1
11/21	ARIZONA	1-1	4-4	7	0-0	1-1	0-0	0-0	0-0	23	6	2
11/28	@ Seattle	0-1	6-6	6	0-0	0-0	0-0	0-1	0-0	--	7	0
12/5	DENVER	1-1	1-1	4	0-0	0-0	0-0	1-1	0-0	47	3	0
12/12	@ San Diego	0-0	0-0	0	0-0	0-0	0-0	0-0	0-0	--	1	0
12/19	@ St. Louis	2-2	3-3	9	0-0	0-0	1-1	0-0	1-1	53	6	0
12/26	TENNESSEE	2-3	4-4	10	0-0	0-0	1-1	1-2	0-0	42	7	0
1/2/11	OAKLAND	1-1	1-1	4	0-0	0-0	1-1	0-0	0-0	30	3	0
TOTALS		20-26	42-42	102	0-0	6-6	7-9	6-8	1-3	53	76	8
1/9/11	BALTIMORE	0-0	1-1	1	0-0	0-0	0-0	0-0	0-0	--	2	1
PLAYOFF TOTALS		0-0	1-1	1	0-0	0-0	0-0	0-0	0-0	--	2	1

SUCCOP'S GAME-BY-GAME STATISTICS

2009

CHIEFS

Date	Opp.	FG	XP	Pts	1-19	20-29	30-39	40-49	50+	LG	KO	TB
9/13	@ Baltimore	1-1	3-3	6	0-0	0-0	0-0	0-0	1-1	53	5	1
9/20	OAKLAND	1-1	1-1	4	0-0	1-1	0-0	0-0	0-0	23	2	0
9/27	@ Philadelphia	0-0	2-2	2	0-0	0-0	0-0	0-0	0-0	--	2	0
10/4	N.Y. GIANTS	1-1	1-1	4	0-0	0-0	1-1	0-0	0-0	34	2	2
10/11	DALLAS	2-3	2-2	8	0-0	0-0	1-1	1-1	0-1	47	5	0
10/18	@ Washington	4-4	0-0	12	0-0	1-1	1-1	2-2	0-0	46	5	0
10/25	SAN DIEGO	0-1	1-1	1	0-0	0-0	0-0	0-1	0-0	--	2	0
11/8	@ Jacksonville	2-3	1-1	7	0-0	1-1	0-0	1-1	0-0	45	3	1
11/15	@ Oakland	3-4	1-1	10	0-0	1-1	1-1	0-0	1-2	50	5	0
11/22	PITTSBURGH	2-2	3-3	9	0-0	2-2	0-0	0-0	0-0	27	6	2
11/29	@ San Diego	0-0	2-2	2	0-0	0-0	0-0	0-0	0-0	--	3	0
12/6	DENVER	2-2	1-1	7	0-0	1-1	0-0	1-1	0-0	47	4	0
12/13	BUFFALO	1-1	1-1	4	0-0	1-1	0-0	0-0	0-0	21	3	0
12/20	CLEVELAND	2-2	4-4	10	0-0	1-1	1-1	0-0	0-0	30	7	0
12/27	@ Cincinnati	1-1	1-1	4	0-0	0-0	1-1	0-0	0-0	30	3	0
1/3/10	@ Denver	3-3	5-5	14	0-0	1-1	1-1	1-1	0-0	47	9	1
TOTALS		25-29	29-29	104	0-0	10-10	7-7	6-7	2-5	53	66	7



NEIKO
THORPE

DEFENSIVE BACK



38

6-2 • 185 • Born: 2/1/90
Tucker, Ga. • NFL Exp: 2 (2nd with Chiefs)
GP/GS (Playoffs): 9/0 (0/0)
Acq: CFA-12 • Auburn

PRO CAREER:

- Second-year defensive back joined the Chiefs as an undrafted free agent from Auburn in 2012.
- Played in nine games in his rookie campaign, one of only four undrafted free agents to see playing time for the Chiefs in 2012.
- Saw his initial NFL action vs. Baltimore (10/7/12).

TRANSACTIONS: Signed from Kansas City's practice squad (11/12/12) ... Added to Kansas City's practice squad (10/11/12) ... Waived by Kansas City (10/9/12) ... Signed from Kansas City's practice squad (10/6/12) ... Added to Kansas City's practice squad (9/1/12) ... Released by Kansas City (8/31/12) ... Signed with Kansas City (4/30/12).

2012: Appeared in nine games on special teams and two on defense ... Spent eight weeks on the Chiefs practice squad ... Played on special teams vs. Baltimore (10/7), at Pittsburgh (11/12), vs. Cincinnati (11/18) and vs. Denver (11/25) ... Posted two solo tackles vs. Carolina (12/2) ... Played on special teams at Cleveland (12/9) ... Appeared on special teams and defense at Oakland (12/16) ... Logged two solo tackles and one special teams stop vs. Indianapolis (12/23) ... Played on special teams at Denver (12/30).

COLLEGE: Played in 51 games (40 starts) at Auburn, compiling 279 tackles (172 solo), seven

interceptions returned for 189 yards (27.0 avg.), 35 passes defended, two forced fumbles, a fumble recovery and a blocked field goal returned for a touchdown ... Started all 13 contests as a senior in 2011, registering 102 tackles (51 solo), six passes defended and a fumble recovery ... Led the team with three interceptions returned for 66 yards (22.0 avg.) ... Appeared in 14 games (13 starts) as a junior in 2010, earning second-team Preseason All-SEC honors ... Ranked third on the team with 64 tackles and finished with a team-best nine pass breakups ... Started all 13 games as a sophomore in 2009, tying for 20th in the SEC with an average of 6.5 tackles per game, finishing third on his team with 84 tackles ... Played in 11 games (one start) as a true freshman in 2008, earning the Coaches' All-SEC Freshman Team ... Finished with 29 tackles (20 solo) and two interceptions for a team-high 101 return yards and added four passes defended.

PERSONAL:

- Had 64 tackles including 6.0 tackles for loss, 11 pass breakups, three interceptions and a forced fumble as a senior at Tucker High School in Tucker, Ga.
- Named an Under Armour All-American as a senior.
- Also ran track.

THORPE'S NFL STATISTICS

Year	Team	G-S	TACKLES			SACKS		INTERCEPTIONS				FUMBLES			
			Solos	Asst.	Total	No.	Yds.	No.	Yds.	LG	TDs	PDs	FF	FR	Yds.
2012	Kansas City	9-0	4	0	4	0.0	0.0	0	0	--	0	0	0	0	0
Totals		9-0	4	0	4	0.0	0.0	0	0	--	0	0	0	0	0

Additional Stats: Had one special teams tackle in 2012.

SINGLE-GAME CAREER HIGHS

Tackles: 2, (two solo), twice,
last vs. Indianapolis (12/23/12)

THORPE'S GAME-BY-GAME STATISTICS

2012

CHIEFS

Date	Opp.	Tkl	Ast	Tot	TFL	Sck	INT	FR	FF	PR	PD
9/9	ATLANTA				<i>Practice Squad</i>						
9/16	@ Buffalo				<i>Practice Squad</i>						
9/23	@ New Orleans				<i>Practice Squad</i>						
9/30	SAN DIEGO				<i>Practice Squad</i>						
10/7	BALTIMORE	0	0	0	0	0.0	0-0	0	0	0	0
10/14	@ Tampa Bay				<i>Practice Squad</i>						
10/28	OAKLAND				<i>Practice Squad</i>						
11/1	@ San Diego				<i>Practice Squad</i>						
11/12	@ Pittsburgh	0	0	0	0	0.0	0-0	0	0	0	0
11/18	CINCINNATI	0	0	0	0	0.0	0-0	0	0	0	0
11/25	DENVER	0	0	0	0	0.0	0-0	0	0	0	0
12/2	CAROLINA	2	0	2	0	0.0	0-0	0	0	0	0
12/9	@ Cleveland	0	0	0	0	0.0	0-0	0	0	0	0
12/16	@ Oakland	0	0	0	0	0.0	0-0	0	0	0	0
12/23	INDIANAPOLIS	2	0	2	0	0.0	0-0	0	0	0	0
12/30	@ Denver	0	0	0	0	0.0	0-0	0	0	0	0
TOTALS		4	0	4	0	0.0	0-0	0	0	0	0



ANTHONY TORIBIO

DEFENSIVE TACKLE



98

6-1 • 315 • Born: 3/1/85
 Miami, Fla. • NFL Exp: 3 (3rd with Chiefs)
 GP/GS (Playoffs): 17/0 (0/0)
 Acq: FA-12 • Carson-Newman

PRO CAREER:

- Third-year defensive lineman appeared in 11 games, recording 10 tackles (seven solo) in 2012.
- Spent the entire 2011 season on the practice squad.
- Was claimed off waivers by Kansas City from Green Bay on September 5, 2010.
- Has played in 17 games in three NFL campaigns (2009, 2010, 2012) with 10 tackles (seven solo).
- Also had practice squad stints with Green Bay (2008-09) and Miami (2008) before joining Kansas City in 2010.

TRANSACTIONS:

Re-signed with Kansas City (1/3/12) ... Added to Kansas City's practice squad (9/4/10) ... Released by Kansas City (9/3/11) ... Claimed off waivers by Kansas City from Green Bay (9/5/10) ... Waived by Green Bay (9/4/10) ... Signed with Green Bay (12/30/09) ... Added to Green Bay's practice squad (9/6/09) ... Released by Green Bay (9/5/09) ... Signed by Green Bay (12/18/08) ... Added to Green Bay's practice squad (11/13/08) ... Released from Miami's practice squad (11/10/08) ... Added to Miami's practice squad (10/29/08) ... Released from Miami's practice squad (10/11/08) ... Added to Miami's practice squad (9/3/08) ... Released by Miami (8/31/08) ... Signed as a rookie free agent with Miami (5/3/08).

KANSAS CITY (2010-12):

Has played in 16 games in two seasons (2010 and 2012), recording 10 tackles (seven solo) and spent the 2011 season on the practice squad.

2012: Played in 11 games, recording five tackles (four solo) ... Was active but did not play in one game, was inactive in three contests with an ankle injury and was inactive in one game ... Recorded one solo tackle vs. Baltimore (10/7) ... Grabbed one solo tackle vs. Oakland (10/28) ... Posted one solo tackle vs. Cincinnati (11/18)

... Recorded two tackles (one solo) at Denver (12/30).

2011: Spent the entire season on Kansas City's practice squad.

2010: Played in five games and was inactive for 11 contests, recording two solo tackles ... Grabbed on solo tackle at Cleveland (9/19) and at Houston (10/17)

GREEN BAY (2008-09): Played in one game.

2009: Spent the first 15 weeks on the practice squad and was promoted to the 53-man roster on Dec. 30 ... Saw action in his first NFL game at Arizona (1/3/10).

2008: Was signed to the 53-man roster on Dec. 18 ... Was inactive for two contests and on the practice squad for five weeks.

MIAMI (2008): Spent six weeks on the Dolphins' practice squad.

COLLEGE: A four-year letterman at Carson-Newman ... Tallied 59 tackles, 21.0 tackles for loss and 9.5 sacks ... Played in 11 games as a senior in 2007 ... Collected 28 tackles, 12.0 tackles for loss and 5.5 sacks ... Earned second-team All-South Atlantic Conference accolades ... Recorded 6.5 tackles for loss and 2.0 sacks his junior campaign in 2006 ... Named second-team All-SAC ... Posted 16 tackles, 3.0 tackles for loss and 2.0 sacks in 2005 as a sophomore ... Played in six games before suffering a season-ending ankle injury as a redshirt freshman in 2004 ... Amassed six tackles and blocked a kick ... Redshirted as a true freshman in 2003 ... Graduated with a degree in Sociology.

PERSONAL:

- Earned all-state honors at Miami Central High School in Miami, Fla.
- Also participated in track and field.
- Avid soccer fan.
- Last name is pronounced tuh-RIB-ee-oh.

TORIBIO'S NFL STATISTICS

Year Team	G-S	TACKLES			SACKS		INTS			FUMBLES			QB
		Solos	Asst.	Total	No.	Yds.	No.	Yds.	PDs	FF	FR	Yds.	Press.
2009 Green Bay	1-0	0	0	0	0.0	0.0	0	0	0	0	0	0	0
2010 Kansas City	5-0	3	2	5	0.0	0.0	0	0	0	0	0	0	0
2012 Kansas City	11-0	4	1	5	0.0	0.0	0	0	0	0	0	0	0
KC Totals	16-0	7	3	10	0.0	0.0	0	0	0	0	0	0	0
NFL Totals	17-0	7	3	10	0.0	0.0	0	0	0	0	0	0	0

TORIBIO'S GAME-BY-GAME STATISTICS

2012

CHIEFS

Date	Opp.	Tkl	Ast	Tot	TFL	Sck	INT	FR	FF	PR	PD
9/9	ATLANTA										
9/16	@ Buffalo										
9/23	@ New Orleans										
9/30	SAN DIEGO										
10/7	BALTIMORE	1	0	1	0	0.0	0-0	0	0	0	0
10/14	@ Tampa Bay	0	0	0	0	0.0	0-0	0	0	0	0
10/28	OAKLAND	1	0	1	0	0.0	0-0	0	0	0	0
11/1	@ San Diego	0	0	0	0	0.0	0-0	0	0	0	0
11/12	@ Pittsburgh	0	0	0	0	0.0	0-0	0	0	0	0
11/18	CINCINNATI	1	0	1	0	0.0	0-0	0	0	0	0
11/25	DENVER	0	0	0	0	0.0	0-0	0	0	0	0
12/2	CAROLINA	0	0	0	0	0.0	0-0	0	0	0	0
12/9	@ Cleveland	0	0	0	0	0.0	0-0	0	0	0	0
12/16	@Oakland	0	0	0	0	0.0	0-0	0	0	0	0
12/23	INDIANAPOLIS										
12/30	@ Denver	1	1	2	0	0.0	0-0	0	0	0	0
TOTALS		4	1	5	0	0.0	0-0	0	0	0	0

2011

CHIEFS

Date	Opp.	Tkl	Ast	Tot	TFL	Sck	INT	FR	FF	PR	PD
9/11	BUFFALO										
9/18	@ Detroit										
9/25	@ San Diego										
10/2	MINNESOTA										
10/9	@ Indianapolis										
10/23	@ Oakland										
10/31	SAN DIEGO										
11/6	MIAMI										
11/13	DENVER										
11/21	@ New England										
11/27	PITTSBURGH										
12/4	@ Chicago										
12/11	@ N.Y. Jets										
12/18	GREEN BAY										
12/24	OAKLAND										
1/1/12	@ Denver										
TOTALS		0	0	0	0	0.0	0-0	0	0	0	0

2010

CHIEFS

Date	Opp.	Tkl	Ast	Tot	TFL	Sck	INT	FR	FF	PR	PD
9/13	SAN DIEGO										
9/19	@ Cleveland	1	0	1	0	0.0	0-0	0	0	0	0
9/26	SAN FRANCISCO	0	0	0	0	0.0	0-0	0	0	0	0
10/10	@ Indianapolis										
10/17	@ Houston	1	0	1	0	0.0	0-0	0	0	0	0
10/24	JACKSONVILLE	0	0	0	0	0.0	0-0	0	0	0	0
10/31	BUFFALO										
11/7	@ Oakland	0	0	0	0	0.0	0-0	0	0	0	0
11/14	@ Denver										
11/21	ARIZONA										
11/28	@ Seattle										
12/5	DENVER										
12/12	@ San Diego										
12/19	@ St. Louis										
12/26	TENNESSEE										
1/2/11	OAKLAND										
TOTALS		2	0	2	0	0.0	0-0	0	0	0	0
1/9/11	BALTIMORE										
PLAYOFF TOTALS		0	0	0	0	0.0	0-0	0	0	0	0

TORIBIO'S GAME-BY-GAME STATISTICS

2009

PACKERS

Date	Opp.	Tkl	Ast	Tot	TFL	Sck	INT	FR	FF	PR	PD
9/13	CHICAGO					<i>Practice Squad</i>					
9/20	CINCINNATI					<i>Practice Squad</i>					
9/27	@ St. Louis					<i>Practice Squad</i>					
10/5	@ Minnesota					<i>Practice Squad</i>					
10/18	DETROIT					<i>Practice Squad</i>					
10/25	@ Cleveland					<i>Practice Squad</i>					
11/1	MINNESOTA					<i>Practice Squad</i>					
11/8	@ Tampa Bay					<i>Practice Squad</i>					
11/15	DALLAS					<i>Practice Squad</i>					
11/22	SAN FRANCISCO					<i>Practice Squad</i>					
11/26	@ Detroit					<i>Practice Squad</i>					
12/7	BALTIMORE					<i>Practice Squad</i>					
12/13	@ Chicago					<i>Practice Squad</i>					
12/20	@ Pittsburgh					<i>Practice Squad</i>					
12/27	SEATTLE					<i>Practice Squad</i>					
1/3/10	@ Arizona	0	0	0	0	0.0	0-0	0	0	0	0
TOTALS		0	0	0	0	0.0	0-0	0	0	0	0

1/10/10 @ Arizona

Inactive

PLAYOFF TOTALS		0	0	0	0	0.0	0-0	0	0	0	0
-----------------------	--	----------	----------	----------	----------	------------	------------	----------	----------	----------	----------

2008

DOLPHINS

Date	Opp.	Tkl	Ast	Tot	TFL	Sck	INT	FR	FF	PR	PD
9/7	N.Y. JETS					<i>Practice Squad</i>					
9/14	@ Arizona					<i>Practice Squad</i>					
9/21	@ New England					<i>Practice Squad</i>					
10/5	SAN DIEGO					<i>Practice Squad</i>					
10/12	@ Houston					<i>Not on roster</i>					
10/19	BALTIMORE					<i>Not on roster</i>					
10/26	BUFFALO					<i>Not on roster</i>					
11/2	@ Denver					<i>Practice Squad</i>					
11/9	SEATTLE					<i>Practice Squad</i>					
TOTALS		0	0	0	0	0.0	0-0	0	0	0	0

2008

PACKERS

Date	Opp.	Tkl	Ast	Tot	TFL	Sck	INT	FR	FF	PR	PD
11/16	@ New England					<i>Practice Squad</i>					
11/24	PITTSBURGH					<i>Practice Squad</i>					
11/30	@ Chicago					<i>Practice Squad</i>					
12/7	@ N.Y. Jets					<i>Practice Squad</i>					
12/14	GREEN BAY					<i>Practice Squad</i>					
12/22	OAKLAND					<i>Practice Squad</i>					
12/28	@ Denver					<i>Practice Squad</i>					
TOTALS		0	0	0	0	0.0	0-0	0	0	0	0



**DUSTIN
WALDRON**
TACKLE



68

6-5 • 310 • Born: 5/24/90
Pleasant Hill, Ore. • NFL Exp: 1 (1st with Chiefs)
GP/GS (Playoffs) 0/0 (0/0)
Acq: FA-12 • Portland State

PRO CAREER:

- First-year tackle enters his first training camp with Kansas City in 2013.
- Joined Kansas City's practice squad on Dec. 12, 2012.
- Originally entered the NFL as an undrafted free agent with the Miami Dolphins on May 4, 2012.
- Was in training camp with the New England Patriots in 2012 prior to being released before the start of the regular season.

TRANSACTIONS: Signed with Kansas City (12/31/12) ... Added to Kansas City's practice squad (12/12/12) ... Released by New England (8/31/12) ... Acquired by New England via waivers from Miami (8/2/12) ... Waived by Miami (8/1/12) ... Signed with Miami as an undrafted free agent (5/4/12).

2012: Spent three weeks on the Chiefs practice squad after going to training camp with the New England Patriots.

COLLEGE: Played in 37 games with 31 starts at Portland State ... Started seven games as a senior in 2011, helping lead the Big Sky Conference in rushing (247.8 yards per game) ... Started all 12 games as a junior in 2010, earning honorable mention All-Big Sky Conference honors ... Was named outstanding offensive lineman by his teammates and was presented with the Victor Award by the coaching staff for consistent

superlative play and team leadership ... Was part of an offensive line that blocked for the Big Sky Conference's top rushing team (203.3 yards per game) ... Started all 12 games at left tackle as a sophomore in 2009 ... Played in six games (two starts) as a freshman in 2008, helping the Vikings lead the nation in passing (372.2 yards per game) ... Majored in mechanical engineering at Portland State.

PERSONAL:

- Attended Marist High School in Pleasant Hill, Ore. where he lettered in football, basketball and track and field.
- Named first-team all-state as an offensive and defensive lineman as a senior.
- Was the district champion and an all-state performer in the discus as his school won the state track championship in 2007.
- Enjoys trap shooting, chess, hunting, camping, boating and music.
- Father, Jay, represented the U.S. in trap shooting at the 1992 Summer Olympic Games in Barcelona.

GAMES PLAYED/GAMES STARTED

2012 KC (0/0) — 0/0. **PLAYOFFS:** 0/0.



**ROKEVIOUS
WATKINS**
OFFENSIVE LINEMAN



69

6-3 • 338 • Born: 2/24/89
Fairburn, Ga. • NFL Exp: 2 (1st with Chiefs)
GP/GS (Playoffs) 1/0 (0/0)
Acq: FA-13 • South Carolina

PRO CAREER:

- Second-year offensive lineman begins his first campaign with Kansas City in 2013.
- Joined the Chiefs as a free agent on Aug. 3, 2013.
- Originally entered the NFL as a fifth-round draft pick (150th overall) of the 2012 NFL Draft by the St. Louis Rams.

TRANSACTIONS: Signed with Kansas City (8/3/13) ... Released by St. Louis (7/24/13) ... Signed with St. Louis (6/1/12) ... Originally entered the NFL as a fifth-round pick (150th overall) by the St. Louis Rams in the 2012 NFL Draft.

ST. LOUIS 2012: Played in one game with the Rams and was inactive in one game before being placed on injured reserve with an ankle injury ... Played at Detroit (9/9/12) and was inactive vs. Washington (9/16/12).

COLLEGE: Earned All-SEC First Team honors and SEC Coaches' Second Team in 2011 ... Played offensive guard for two years before

switching to right tackle (first five games) and then left tackle (final eight games) as a senior ... Started all 12 games as a senior in 2011 ... Opened all 14 games as a junior in 2010 ... Redshirted as a sophomore in 2009, his first year at South Carolina, after transferring from Georgia Military College ... Played junior college football at Georgia Military College in Milledgeville, helping pave the way for a rushing attack that posted more than 180 yards per game on average in 2008 ... Majored in sociology at South Carolina.

PERSONAL:

- Prepped at Creekside High School in Fairburn, Ga., graduating in 2007.
- Shares his hometown and high school alma mater with Chiefs S Eric Berry.

GAMES PLAYED/GAMES STARTED

2012 STL (1/0) — 1/0. **PLAYOFFS:** 0/0.



**DEVON
WYLIE**
WIDE RECEIVER



19

5-9 • 187 • Born: 9/2/88
Roseville, Calif. • NFL Exp: 2 (2nd with Chiefs)
GP/GS (Playoffs) 6/1 (0/0)
Acq: D4-12 • Fresno State

PRO CAREER:

- Second-year wide receiver appeared in six games (one start) and was inactive in 10 games in 2012.
- Originally joined Kansas City as its fourth-round (107th overall) pick of the 2012 NFL Draft.
- Saw his first NFL action on special teams vs. Atlanta (9/9) and made his first career start in the season finale at Denver (12/30/12).

TRANSACTIONS: Signed with Kansas City (5/11/12) ... Originally entered the NFL as the Chiefs fourth-round pick (107th overall) of the 2012 NFL Draft.

2012: Appeared in six contests (one start), registering six receptions for 53 yards, five punt returns for 26 yards and nine kickoff returns for 191 yards ... Had three kickoff returns for 68 yards (22.7 avg.) at Pittsburgh (11/12) ... Caught one pass for six yards and returned one punt for 13 yards at Oakland (12/16) ... Led the team with three receptions for 36 yards (12.0 avg.) and had three punt returns for two yards (0.7 avg.) and three kickoff returns for 54 yards (18.0 avg.) vs. Indianapolis (12/23) ... Logged his first NFL start and had two catches for 11 yards (5.5 avg.), a punt return for 11 yards and three kickoff returns for 69 yards (23.0 avg.) at Denver (12/30).

COLLEGE: Appeared in 44 games (seven starts) at Fresno State, hauling in 98 receptions for 1,327 yards (13.5 avg.) with eight touchdowns ... Added 18 carries for 118 yards (6.6 avg.), 41 punt returns for 553 yards (13.5 avg.) with two touchdowns and 16 kickoff returns for 333 yards (20.8 avg.) ... Also recorded 16 tackles (11 solos) with a forced fumble and a blocked kick ... Gained 2,331 all-purpose yards, an average of 13.5 yards per attempt and 52.9 yards per game ... Played in all 13 games (five starts) as a redshirt senior in 2011 ... Earned third-team All-American honors as a punt returner from The NFL Draft Report and Yahoo! Sports, in addition to receiving honorable mention from Sports Illustrated ... Named second-team All-Western Athletic Conference ... Led the

team with a career-high 56 receptions for 716 yards (12.8 avg.) and one touchdown ... Ranked 11th in the WAC with game averages of 4.3 receptions and 55.1 yards receiving ... Added 48 yards on eight carries (6.0 avg.) and led the league while ranking fifth in the nation with an average of 15.4-yard per punt return as he totaled 446 yards with a pair of touchdowns on 29 runbacks ... Posted eight receptions of 20 or more yards on the year and registered two 100-yard receiving games ... Started the first game of the 2010 season and caught two passes for 39 yards before being granted a medical hardship for an injury ... Played in 10 contests (one start) as a junior in 2009 ... Caught 17 passes for 259 yards (15.2 avg.) and four touchdowns ... Added three carries for 16 yards (5.3 avg.) and returned 12 punts for 107 yards (8.9 avg.) ... Saw action in nine games as a sophomore in 2008, finishing fourth on the team with 22 receptions for 269 yards (12.2 avg.) and two touchdowns ... Gained 51 yards on four carries (12.8 avg.) and 22 yards on two kickoff returns ... Posted four tackles (three solo) on special teams ... Played in 11 games as a true freshman in 2007, returning 14 kickoffs for 311 yards (22.2 avg.) ... Posted seven tackles (five solo) with a forced fumble on special teams ... Majored in Physical Education.

PERSONAL:

- Attended Granite Bay High School in Granite Bay, Calif., where he was a third-team all-state selection after he scored 19 touchdowns as a senior in 2006, 15 on the ground, as he rushed for nearly 1,000 yards and had 532 receiving yards, catching four touchdown passes.
- As a senior, was selected the Grizzlies' Offensive MVP, first-team All-Metro by the Sacramento Bee and Sierra Foothills League MVP, as he helped the school to a 9-2 record.
- Rated as the 19th-best receiver in California and received a three-star rating from Scout.com.

WYLIE'S NFL STATISTICS

Year	Team	G-S	RECEIVING					RUSHING				
			No.	Yds.	Avg.	LG	TD	No.	Yds.	Avg.	LG	TD
2012	Kansas City	6-1	6	53	8.8	16	0	0	0	0.0	--	0
Totals		6-1	6	53	8.8	16	0	0	0	0.0	--	0

Year	Team	PUNT RETURNS					KICKOFF RETURNS					
		No.	FC	Yds.	Avg.	LG	TD	No.	Yds.	Avg.	LG	TD
2012	Kansas City	5	2	26	5.2	13	0	9	191	21.2	26	0
Totals		5	2	26	5.2	13	0	9	191	21.2	26	0

SINGLE-GAME CAREER HIGHS

<p>Receptions: 3 vs. Indianapolis (12/23/12)</p> <p>Receiving Yards: 36 vs. Indianapolis (12/23/12)</p> <p>Long Reception: 16 vs. Indianapolis (12/23/12)</p> <p>Kickoff Returns: 3, three times, last at Denver (12/30/12)</p>	<p>KO Return Yards: 69 at Denver (12/30/12)</p> <p>Long Kickoff Return: 26 at Denver (12/30/12)</p> <p>Punt Returns: 3 vs. Indianapolis (12/23/12)</p> <p>Punt Return Yards: 13 at Oakland (12/16/12)</p> <p>Long Punt Return: 13 at Oakland (12/16/12)</p>
---	--

WYLIE'S GAME-BY-GAME STATISTICS

2012 CHIEFS		RECEIVING					RUSHING				
Date	Opp.	No.	Yds.	Avg.	LG	TD	No.	Yds.	Avg.	LG	TD
9/9	ATLANTA	0	0	0.0	--	0	0	0	0.0	--	0
9/16	@ Buffalo										
9/23	@ New Orleans										
9/30	SAN DIEGO										
10/7	BALTIMORE										
10/14	@ Tampa Bay										
10/28	OAKLAND										
11/1	@ San Diego										
11/12	@ Pittsburgh	0	0	0.0	--	0	0	0	0.0	--	0
11/18	CINCINNATI	0	0	0.0	--	0	0	0	0.0	--	0
11/25	DENVER										
12/2	CAROLINA										
12/9	@ Cleveland										
12/16	@ Oakland	1	6	6.0	6	0	0	0	0.0	--	0
12/23	INDIANAPOLIS	3	36	12.0	16	0	0	0	0.0	--	0
12/30	@ Denver	2	11	5.5	6	0	0	0	0.0	--	0
TOTALS		6	53	8.8	16	0	0	0	0.0	--	0



FRANK ZOMBO

LINEBACKER



51

6-3 • 254 • Born: 3/5/87
 Sterling Heights, Mich. • NFL Exp: 4 (1st with Chiefs)
 GP/GS (Playoffs) 25/9 (2/1)
 Acq: FA-13 • Central Michigan

PRO CAREER:

- Fourth-year linebacker enters his first season with the Chiefs in 2013.
- Played in 25 games (nine starts) in three NFL seasons with the Green Bay Packers (2010-12).
- Played in two postseason contests (one start), including Super Bowl XLV vs. Pittsburgh.

TRANSACTIONS: Signed by Kansas City (4/4/13) ... Declared free agent (3/12/2013) ... Activated from Green Bay's Physically Unable to Perform List (11/3/12) ... Placed on Green Bay's Physically Unable to Perform List with a hamstring injury (8/27/12) ... Signed with Green Bay as a rookie free agent (4/30/10).

GREEN BAY (2010-12): Played in 25 games (nine starts) in three NFL seasons, recording 53 tackles (39 solo), 5.0 sacks (-41.0 yards) and two forced fumbles ... Played in two postseason games (one start) with one tackle.

2012: Played in seven games, recording six tackles (four solo).

2011: Played in five games (one start) due to battling shoulder and hamstring injuries throughout the season ... Recorded nine tackles (seven solo) and 1.0 sack (-7.0 yards) ... Played in an NFC Divisional Playoff game vs. the New York Giants (1/15/2012) and had one tackle.

2010: Played in 13 games (eight starts) and recorded 38 tackles (28 solo), 4.0 sacks (-34.0 yards) and two forced fumble. ... Started in Super Bowl XLV vs. Pittsburgh (2/6/2011) and recorded five solo tackles and 1.0 sack (-2.0 yards).

COLLEGE: A four-year letterman at Central Michigan, played in 55 games (39 starts) and finished his collegiate career ranked second in school history with 25.5 sacks ... Was a three-time CoSIDA/ESPN The Magazine All-District IV second-team selection and earned Academic All-MAC honors twice.

PERSONAL:

- Prepped at Stevenson High School in Sterling Heights, Mich., and was an all-state selection by the *Detroit News* and *Detroit Free Press* as a senior.
- Played both wide receiver and defensive end at Stevenson High School, recording 78 receptions for 1,200 yards and posting 75 tackles as a senior.
- Two-year letterman in basketball.
- Full name: Frank William Zombo III.
- Married, wife, Jessica.

ZOMBO'S NFL STATISTICS

Year	Team	G-S	TACKLES			SACKS		INTS			FUMBLES			QB
			Solos	Asst.	Total	No.	Yds.	No.	Yds.	PDs	FF	FR	Yds.	Press.
2010	Green Bay	13-8	28	10	38	4.0	34.0	0	0	0	2	0	0	0
2011	Green Bay	5-1	7	2	9	1.0	7.0	0	0	0	0	0	0	0
2012	Green Bay	7-0	4	2	6	0.0	0.0	0	0	0	0	0	0	0
Totals		25-9	39	14	53	5.0	41.0	0	0	0	2	0	0	0

Additional Stats: Has three special teams tackles — two in 2012 and one in 2011.

POSTSEASON

Year	Team	G-S	TACKLES			SACKS		INTS			FUMBLES			QB
			Solos	Asst.	Total	No.	Yds.	No.	Yds.	PDs	FF	FR	Yds.	Press.
2010	Green Bay	1-1	5	0	5	1.0	2.0	0	0	0	0	0	0	0
2011	Green Bay	1-0	0	1	1	0.0	0.0	0	0	0	0	0	0	0
Totals		2-1	5	1	6	1.0	2.0	0	0	0	0	0	0	0

SINGLE-GAME CAREER HIGHS

Tackles: 7 (three solo) at Atlanta (11/28/10)

Forced Fumbles: 1, twice,

Sacks: 1.0, five times, last at Oakland (12/11/11)

last at Atlanta (11/28/10)

ZOMBO'S GAME-BY-GAME STATISTICS

2012

PACKERS

Date	Opp.	Tkl	Ast	Tot	TFL	Sck	INT	FR	FF	PR	PD
9/9	SAN FRANCISCO										
9/13	CHICAGO										
9/24	@ Seattle										
9/30	NEW ORLEANS										
10/7	@ Indianapolis										
10/14	@ Houston										
10/21	@ St. Louis										
10/28	JACKSONVILLE										
11/4	ARIZONA										
11/18	@ Detroit	0	1	1	0	0.0	0-0	0	0	0	0
11/25	@ N.Y. Giants	2	0	2	0	0.0	0-0	0	0	0	0
12/2	MINNESOTA	0	0	0	0	0.0	0-0	0	0	0	0
12/9	DETROIT	2	1	3	0	0.0	0-0	0	0	0	0
12/16	@ Chicago	0	0	0	0	0.0	0-0	0	0	0	0
12/23	TENNESSEE	0	0	0	0	0.0	0-0	0	0	0	0
12/30	@ Minnesota	0	0	0	0	0.0	0-0	0	0	0	0
TOTALS		4	2	6	0	0.0	0-0	0	0	0	0

1/5/13 MINNESOTA

Inactive

1/12/13 @ San Francisco

Inactive

PLAYOFF TOTALS

0 0 0 0 0.0 0-0 0 0 0 0

2011

PACKERS

Date	Opp.	Tkl	Ast	Tot	TFL	Sck	INT	FR	FF	PR	PD
9/8	NEW ORLEANS										
9/18	@ Carolina										
9/25	@ Chicago										
10/2	DENVER										
10/9	@ Atlanta										
10/16	ST. LOUIS	3	1	4	0	0.0	0-0	0	0	0	0
10/23	@ Minnesota										
11/6	@ San Diego	1	0	1	0	0.0	0-0	0	0	0	0
11/14	MINNESOTA										
11/20	TAMPA BAY										
11/24	@ Detroit										
12/4	@ N.Y. Giants										
12/11	OAKLAND	3	0	3	0	1.0	0-0	0	0	0	0
12/18	@ Kansas City	0	0	0	0	0.0	0-0	0	0	0	0
12/25	CHICAGO										
1/1/12	DETROIT	0	1	1	0	0.0	0-0	0	0	0	0
TOTALS		7	2	9	0	1.0	0-0	0	0	0	0
1/15/12	N.Y. GIANTS	1	0	1	0	1.0	0-0	0	0	0	0
PLAYOFF TOTALS		1	0	1	0	0.0	0-0	0	0	0	0

ZOMBO'S GAME-BY-GAME STATISTICS


2010

PACKERS

Date	Opp.	Tkl	Ast	Tot	TFL	Sck	INT	FR	FF	PR	PD
9/12	@ Philadelphia	1	0	1	0	1.0	0-0	0	0	0	0
9/19	BUFFALO	0	0	0	0	0.0	0-0	0	0	0	0
9/27	@ Chicago	2	0	2	0	1.0	0-0	0	0	0	0
10/3	DETROIT	2	2	4	0	0.0	0-0	0	0	0	0
10/10	@ Washington	2	0	2	0	0.0	0-0	0	0	0	0
10/17	MIAMI	2	1	3	0	0.0	0-0	0	0	0	0
10/24	MINNESOTA	2	0	2	0	0.0	0-0	0	0	0	0
10/31	@ N.Y. Jets	4	1	5	0	0.0	0-0	0	1	0	0
11/7	DALLAS	3	0	3	0	0.0	0-0	0	0	0	0
11/21	@ Minnesota	3	1	4	0	0.0	0-0	0	0	0	0
11/28	@ Atlanta	3	4	7	0	1.0	0-0	0	1	0	0
12/5	SAN FRANCISCO	3	0	3	0	1.0	0-0	0	0	0	0
12/12	@ Detroit	1	1	2	0	1.0	0-0	0	0	0	0
12/19	@ New England				<i>Inactive/Knee</i>						
12/26	N.Y. GIANTS				<i>Inactive/Knee</i>						
1/2/11	CHICAGO				<i>Inactive/Knee</i>						
TOTALS		28	10	38	0	4.0	0-0	0	2	0	0
1/9/11	@ Philadelphia				<i>Inactive/Knee</i>						
1/15/11	@ Atlanta				<i>Inactive/Knee</i>						
1/23/11	@ Chicago				<i>Inactive/Knee</i>						
2/6/11	PITTSBURGH	5	0	5	0	1.0	0-0	0	0	0	0
PLAYOFF TOTALS		5	0	5	0	1.0	0-0	0	0	0	0



***ROOKIE
BIOS***



**ERIC
FISHER**
TACKLE



72

6-7 • 306 • Born: 1/5/91
Rochester, Mich. • Acq: D1-13
1st Overall Selection • Central Michigan

COLLEGE: Tackle joined Kansas City as its first round pick (1st overall) in the 2013 NFL Draft ... Played in 42 games (32 starts) at Central Michigan ... Started 26 at left tackle, four at right tackle and two at right guard ... As a starter, registered 341 knockdowns/key blocks, as he also produced 45 touchdown resulting blocks.

2012: Named first-team All-American by The NFL Draft Report, second-team by Sports Illustrated and third-team by the Associated Press ... For the second-straight year, he was selected the Chippewas' Offensive Upfront Player of the Year ... The unanimous All-MAC first-team choice was also named to the inaugural Senior Bowl All-Futures Team ... Started all 13 games at left offensive tackle, where he led the major college ranks with 143 knockdowns, along with producing 20 touchdown-resulting blocks, as a member of a front wall that yielded just 15 quarterback sacks (-101.0 yards) ... Helped the offense amass 5,122 yards in total offense, their best figure since the 2007 squad set the school record with 6,258 yards, an average of 5.82 yards per play ... The 2012 team finished with an average of 6.19 yards per play, the best for any team in CMU annals.

2011: Received All-American honorable mention and All-MAC first-team honors from The NFL Draft Report ... Selected CMU's Offensive Upfront Player of the Year ... Started the team's first 10 games at left tackle ... Part of a front wall that allowed only 17 sacks for the season ... Led the team with 118 knockdowns and recorded 12 touchdown-resulting blocks, as the offense averaged 389.92 yards per game.

2010: Appeared in 11 games (nine starts), as he was part of a unit that ranked second in the MAC and 17th in the nation in passing offense, an average of 284.0 aerial yards per game ...

Delivered 68 knockdowns and 11 touchdown-resulting blocks, despite starting at three different positions.

2009: Recipient of the program's "Future Ace" award ... Appeared in eight games (two starts) as a true freshman ... His performance as a reserve would lead to a pair of starting assignments to close out the season, taking over left tackle chores vs. Ball State and Northern Illinois.

HIGH SCHOOL: Attended Wooddale High School in Memphis, Tenn., where he was a two-star prospect who ranked 19th on the Rivals.com Tennessee Top 20 List ... Added all-state honors from Tennessee Football Magazine and was an All-Shelby County and Class 5A All-Region VIII selection for the Cardinals in 2007, posting 63 tackles with 8.0 sacks during his junior campaign...Selected to participate in the first-ever Toyota East vs. West Tennessee All-Star Classic in 2007...Named to the 2007 MIAA 4A-5A Best of the Preps Team by the Commercial Appeal ... Named a Best of the Preps All-Metro selection in track as a junior after capturing the shot put title for Class 3-A at the state meet with a throw of 56-3.25 ... Defended his title as a senior with a throw of 54-1.25 and also won the discus event in the state meet with a throw of 156-1 while claiming city, district and region track titles ... Attended Stoney Creek High School in Rochester Hills, Mich. ... Lettered three years in both football and basketball ... Started playing left tackle his senior year.

GAMES PLAYED/GAMES STARTED

2009 (8/2), 2010 (11/9), 2011 (10/8), 2012 (13/13) — 42/32.



**TRAVIS
KELCE**
TIGHT END



87

6-5 • 260 • Born: 10/5/89
Cleveland Heights, Ohio • Acq: D3-13
63rd Overall Selection • Cincinnati

COLLEGE: Tight end joined Kansas City as its third-round selection of the 2013 NFL Draft (63rd overall) ... Played in 35 games (12 starts) at Cincinnati ... Spent the bulk of his 11-game freshman campaign being utilized as a quarterback ... Caught 59 passes for 875 yards (14.83 avg.) and 10 touchdowns, adding 47 yards and two scores on eight carries (5.88 avg.), in addition to recording two tackles (one solo) with a 13-yard kickoff return while completing his only pass attempt for a 39-yard touchdown ... In 21 games as a tight end, he snared 59-of-71 passes targeted to him, as his success rate (83.10 pct.) was the best for any active player in the collegiate ranks.

2012: Played in 13 games (12 starts) ... Named All-Big East Conference first-team and to the All-American Super Sleeper Team (consists of the most underrated player in college football at each position) by The NFL Draft Report ... Became just the second tight end in school history to lead the team in receptions, recording 45 catches for 722 yards gained and eight touchdowns ... Recorded one solo tackle and also threw a 39-yard

option pass for a touchdown.

2011: Appeared 11 games ... Led all players at his position with 13 receptions for 150 yards (11.54 avg.) and two touchdowns.


2010: Did not play in 2010.

2009: Appeared in all but one game as a redshirt freshman ... Listed on the depth chart at tight end, he found most of his success operating at quarterback out of the team's recently installed "Wildcat" formation ... Did not attempt any passes ... Had one catch for a three-yard gain ... Scored twice while picking up 47 yards on eight rushing attempts (5.88 avg.) ... Also recorded an assisted tackle..

PERSONAL: Majored in expository studies ... Three-year letterwinner at quarterback at Cleveland Heights High School ... Recognized with All-Lake Erie League honors after totaling 2,539 yards of total offense as a senior ... Collected 1,016 yards rushing, including 10 touchdowns and 1,523 passing yards on 103-of-198 attempts, with 21 scores and eight interceptions in 2007 ... Brother Jason plays center for the Eagles.

KELCE'S COLLEGE STATISTICS

Year	Team	G-S	RECEIVING					RUSHING				
			No.	Yds.	Avg.	LG	TD	No.	Yds.	Avg.	LG	TD
2009	Cincinnati	11-0	1	3	3.00	3	0	8	47	5.88	19	2
2011	Cincinnati	11-0	13	150	11.54	30	2	--	--	--	--	--
2012	Cincinnati	12-11	40	599	15.98	78	7	0	0	0.0	--	0
Totals		34-11	54	752	9.17	78	9	8	47	5.88	19	2



**KNILE
DAVIS**
RUNNING BACK



34

5-10 • 227 • Born: 10/5/91
Missouri City, Texas • Acq: D3b-13
96th Overall Selection • Arkansas

COLLEGE: Running back joined Kansas City as its third-round pick (96th overall) in the 2013 NFL Draft ... Appeared in 36 games (15 starts) at the University of Arkansas, rushing 349 times for 1,842 yards (5.3 avg.) with 19 touchdowns and caught 32 passes for 297 yards (9.3 avg.) with two touchdowns.

2012: Was a preseason All-American and All-Southeastern Conference selection by Phil Steele, Lindy's and the SEC coaches and was a member of the Maxwell Award, Doak Walker Award and Walter Camp Players of the Year Award watch lists as a senior in 2012 ... Finished his senior campaign playing 10 games (six starts) with 112 carries for 377 yards (3.4 avg.) with two touchdowns...Added 11 receptions for 157 yards (14.3 avg.) with one touchdown ... Voted a team captain and named to numerous preseason All-American and All-SEC teams but missed the 2011 season due to injury.

2011: Did not play in 2011.

2010: Played in all 13 of the Razorbacks' games (eight starts) and ranked second in the SEC with 101.7 rushing yards per game as a

sophomore in 2010 ... Picked up 1,322 yards on 204 carries (6.5 avg.) with 13 rushing touchdowns ... Had six 100-yard performances, including five in a row to end the season ... Was named All-America honorable mention by The NFL Draft Report and was first-team All-Southeastern Conference from the Associated Press and was second-team from the conference's coaches ... Added 19 receptions for 136 yards (7.1 avg.) with one touchdown.

2009: Appeared in all 13 games (one start) as a true freshman in 2009, rushing 33 times for 163 yards (4.9 avg.) with four touchdowns ... Also caught two passes for four yards.

PERSONAL: Majored in sociology ... Played for Fort Bend Marshall High School and as a senior had 33 carries for 278 yards and two touchdowns as well as three receptions for 46 yards ... Finished his junior season with 425 rushing yards and four touchdowns, despite playing in only four games due to a fractured collarbone ... Was selected as the second-best running back in the state of Texas by The Dallas Morning News.

DAVIS' COLLEGE STATISTICS

Year	Team	GP	RUSHING					RECEIVING					
			GS	ATT.	YDS.	AVG	TD	LG	REC	YDS	AVG.	TD	LG
2009	Arkansas	13	1	33	163	4.94	4	36	2	4	2.00	0	5
2010	Arkansas	13	8	203	1,322	6.48	13	71	19	136	7.16	1	30
2012	Arkansas	10	6	112	377	3.37	2	28	11	157	14.27	1	64
Total		36	15	349	1,862	5.34	19	71	32	297	9.28	2	64



**Nico
JOHNSON**
LINEBACKER



57

6-2 • 259 • Born: 6/19/90
Andalusia, Ala. • Acq: D4-13
99th Overall Selection • Alabama

COLLEGE: Linebacker joined Kansas City as its 99th overall selection in the 2013 NFL Draft ... Appeared in 52 games (21 starts) for the Alabama Crimson Tide, finishing his collegiate career with 163 tackles (87 solo), two QB pressures, four forced fumbles, one fumble recovery, two interceptions and seven passes defended.

2012: Appeared in all 14 games (five starts) as a senior in 2012 ... Posted a career-high 55 tackles (23 solo), forced two fumbles and had one pass defended.

2011: Played in all 13 games (seven starts) as a junior in 2011 ... Registered 47 tackles (25 solo), including 6.5 for loss (-18 yards), a sack (-5.0 yards), forced one fumble, recovered one fumble and had an interception and three passes defended.

2010: Appeared in all 13 games (six starts) as a sophomore in 2010 ... Finished with 33

tackles (22 solo), including 3.5 for loss, one QB pressure, one interception and one pass defended.

2009: Played in 12 games (two starts) as a true freshman in 2009 ... Recorded 28 tackles (17 solo), including 4.5 for loss (-18 yards) and one sack (-15 yards)

PERSONAL: Majored in criminal justice ... Named Parade All-American and U.S. Army All-American ... Was a finalist for the first high school Butkus Award ... Played in the U.S. Army All-American Bowl ... Two-time Alabama Sports Writers Association's first-team 4A All-State selection (2007-08) ... Registered 78 tackles as a senior in 2008 with two sacks and 11 interceptions ... Had 70 tackles as a junior with 15 tackles for loss ... Notched his career high in tackles as a sophomore in 2006 with 128 stops, including 113 solo tackles, 13 tackles for loss and two interceptions.

JOHNSON'S COLLEGE STATISTICS

Year	Team	G-S	TACKLES			SACKS		INTERCEPTIONS				FUMBLES			
			Solos	Asst.	Total	No.	Yds.	No.	Yds.	LG	TDs	PDs	FF	FR	Yds.
2009	Alabama	12-2	17	11	28	1.0	15.0	0	0	-	0	2	1	0	0
2010	Alabama	13-7	22	11	33	0.0	0.0	1	0	-	0	1	0	0	0
2011	Alabama	13-7	25	22	47	1.0	5.0	1	2	-	0	3	1	1	0
2012	Alabama	14-5	23	32	55	0.0	0.0	0	0	-	0	1	2	0	0
Totals		52-21	76	55	163	20.0	20.0	2	2	-	0	7	4	1	0



**SANDERS
COMMINGS**
DEFENSIVE BACK



26

6-0 • 223 • Born: 3/8/90
Augusta, Ga. • Acq: D5-13
134th Overall Selection • Georgia

COLLEGE: Defensive back joined Kansas City as the club's fifth-round pick (134th overall) of the 2013 NFL Draft ... Played in 54 games (35 starts) at Georgia, recording 154 tackles (113 solo), a sack (-7.0 yards), six tackles for loss, three QB pressures, one forced fumble and three fumble recoveries ... Intercepted eight passes and had 17 passes defended in his career ... Also had a 13-yard kickoff return and caught a pass on a fake punt for a 16-yard first down

2012: Started all 12 games en route to first-team All-SEC honors from The NFL Draft Report as a senior in 2012 ... Posted 51 tackles (42 solo), a QB pressure, three interceptions, two passes defended and recovered a fumble. Also caught a pass on a fake punt for a 16-yard first down

2011: Started all 14 games as a junior in 2011 ... Generated 55 tackles (46 solo), including four for loss, a sack (-7.0 yards), a forced fumble, a fumble recovery, 12 passes defended and an interception. Was the recipient of the Vickie and Leon Farmer Scholarship ...

2010: Played in 12 games (nine starts) as a redshirt sophomore in 2010 ... Was the recipient of the William J. MacKenna Football Scholarship and was named the winner of the Bulldogs' Special Teams Most Improved Player Award ... Grabbed

36 tackles (19 solo), intercepted three passes for 25 yards, had two passes defended and recovered a fumble ... Received the William J. MacKenna Football Scholarship while playing in all 13 games as a redshirt freshman ... Posted 12 tackles (two solo), including one for loss with one interception and one pass defense ...

2009: Appeared in all 13 games recording 12 tackles and an interception..Recorded first-career interception and had a season-high three tackles in Independence Bowl victory over Texas A&M...Athletic Director's Honor Roll and Dean's List for summer semester...Recipient of William J. MacKenna Football Scholarship.

2008: Appeared in 3 games before redshirting.

PERSONAL: Senior at Westside in 2007, missed five games with a cracked fibula but still tallied three interceptions, 41 tackles, 109 rushing yards, 248 receiving yards and four receiving touchdowns ... As a junior, recorded seven interceptions and also played baseball where as a junior he batted .406 with six home runs, 27 runs batted in and 18 stolen bases and was a 37th round draft pick of the Arizona Diamondbacks in 2008 ... Majored in communication studies.

COMMINGS' COLLEGE STATISTICS

Year	Team	G-S	TACKLES			SACKS		INTERCEPTIONS					FUMBLES		
			Solos	Asst.	Total	No.	Yds.	No.	Yds.	LG	TDs	PDs	FF	FR	Yds.
2008	Georgia	3-0	0	0	0	0.0	0.0	0	0	--	0	0	0	0	0
2009	Georgia	13-0	6	6	12	0.0	0.0	1	15	15	0	1	0	0	0
2010	Georgia	12-9	19	17	36	0.0	0.0	3	25	25	0	2	0	1	23
2011	Georgia	14-14	46	9	55	1.0	7.0	1	16	16	0	12	1	1	7
2012	Georgia	12-12	42	9	51	0.0	0.0	3	0	--	0	2	0	0	0
Totals		54-35	113	41	154	1.0	7.0	8	2	25	0	17	1	2	30



**ERIC
KUSH**
OFFENSIVE LINE



52

6-4 • 313 • Born: 9/9/89
Bridgeville, Pa. • Acq: D6a-13
170th Overall Selection • Calif. Univ. of Pennsylvania

COLLEGE: Offensive line joined Kansas City as its sixth-round selection (170th overall) in the 2013 NFL Draft ... Appeared in 49 games (31 starts) in five years at California University (Pa.)

2012: Selected to East-West Shrine Game ... D2Football.com Second-Team All-American ... Daktronics Second-Team All-Region ... Don Hansen Third-Team All-Region ... All-PSAC West First-Team ... started all 11 games with 10 starts at center.

2011: DeMichela Award ... started 12 games at center.

2010: Started nine games at left tackle.

2009: Played 15 games (9 starts) as a reserve

offensive lineman and on special teams.

2008: Medical redshirt ... appeared in two games as a true freshman ... made college debut against Lake Erie.

PERSONAL: Prepped at Chartiers Valley, earning second-team all-state honors, first-team all-conference and was an East-West All-Star ... Majored in justice studies

GAMES PLAYED/GAMES STARTED

2008 (2/0), 2009 (15/0), 2010 (9/9), 2011 (12/12), 2012 (11/11) — 49/32.



**BRADEN
WILSON**
FULLBACK



40

6-4 • 256 • Born: 10-9-89
Smith Center, Kan. • Acq: D6b-13
204th Overall Selection • Kansas State

COLLEGE: Fullback joined Kansas City as its first of two seventh-round picks (204th overall) in the 2013 NFL Draft ... Appeared in 51 games (27 starts) at fullback in four years at Kansas State ... Recorded 21 carries for 44 yards (2.1 avg.) with two touchdowns and added 18 receptions for 144 yards (8.0 avg.)

2012: Played in 13 games (seven starts) as a senior in 2012, rushing six times for 13 yards with one touchdown and added five receptions for 34 yards (6.8 avg.) .

2011: Appeared in all 13 games (five starts) in 2011 as a junior, carrying the ball five times for 15 yards (3.0 avg.) and added two receptions for 14 yards (7.0 avg.)

2010: Played in 13 games (11 starts) as a


sophomore in 2010, recording seven carries for eight yards with one touchdown and seven receptions for 63 yards (9.0 avg.) ...

2009: Appeared in all 12 games (four starts) as a true freshman in 2009, tallying three carries for eight yards and catching four passes for 33 yards (8.2 avg.) .

PERSONAL: Was a two-way standout at running back and defensive end at Smith Center High School while helping the team to four consecutive undefeated seasons and four straight state titles... Ran for 1,807 yards on 112 carries (16.1 avg.) with 29 touchdowns as a senior and added 65 tackles on defense...Was also an all-league selection in basketball and was a state qualifier in the discus and long jump for the track and field team.

WILSONS' COLLEGE STATISTICS

Year	Team	G-S	RUSHING				RECEIVING					
			ATT.	YDS.	AVG.	TD	LG	ATT.	YDS.	AVG.	TD	LG
2009	Kansas State	12-4	3	8	2.7	0	5	4	33	8.3	0	18
2010	Kansas State	13-11	7	8	1.1	1	4	7	63	9.0	0	23
2011	Kansas State	13-5	5	15	3.0	0	6	3	14	7.0	0	11
2012	Kansas State	13-7	6	13	2.2	1	5	5	34	6.8	0	23
Total		51-27	21	44	2.3	2	6	18	144	7.8	0	23



**MIKE
CATAPANO**
LINEBACKER



53

6-4 • 270 • Born: 8/17/90
Bayville, N.Y. • Acq: D7-13
207th Overall Selection • Princeton

COLLEGE: Linebacker joined the Chiefs as the seventh-round picks (207th overall) in the 2013 NFL Draft ... Three-time All-Ivy honoree and a two-year co-captain ... Recorded 145 tackles (60 solo), 29 tackles for a loss, 19.0 sacks (-129.0 yards), four forced fumbles, two fumble recoveries and 13 pass breakups.

2012: Recorded 41 tackles (16 solo), 15 tackles for a loss, 12.0 sacks (-85.0 yards), three fumble recoveries and five pass breakups ... Earned unanimous selection to the All-Ivy first team ... Led the Ivy League with 12.0 sacks and ranked second in the Ivy League in tackles for loss.

2011: Recorded 49 tackles (20 solo), 10 tackles for loss and 5.0 sacks (-32.0 yards) and three pass breakups.

2010: Earned Honorable Mention All-Ivy

League distinction after recording 37 tackles (20 solo) and 1.5 sacks (-7.0 yards), 2.5 tackles for loss, two fumble recoveries, one forced fumble and two pass breakups ... Led all Princeton defensive linemen in tackles.

2009: Recorded 22 tackles (eight solo), 1.0 tackle for a loss, 0.5 sacks (-5.0 yards) and three pass breakups.

PERSONAL: Lettered four years in football and two years in lacrosse at Chaminade High School ... Earned a spot on the New York all-star team and earned all-league honors as a senior while serving as a team captain... Played fullback and linebacker while helping the team accomplish two undefeated seasons ... Also helped lead the lacrosse team to an undefeated season.

CATAPANO'S COLLEGE STATISTICS

Year	Team	G-S	TACKLES			SACKS		INTERCEPTIONS				FUMBLES			
			Solos	Asst.	Total	No.	Yds.	No.	Yds.	LG	TDs	PDs	FF	FR	Yds.
2009	Princeton	10-3	14	8	22	0.5	5	0	0	-	0	3	0	0	0
2010	Princeton	9-9	20	17	37	1.5	7	0	0	-	0	2	1	2	0
2011	Princeton	10-10	20	29	49	5.0	32	0	0	-	0	3	0	0	0
2012	Princeton	10-10	16	25	41	12.0	85	0	0	-	0	5	3	0	0
Totals		39-32	64	85	149	19.0	129	0	0	-	0	13	4	2	0

ROOKIE FREE AGENTS



TYLER BRAY • 9

Quarterback • 6-6 • 215
Tennessee
Born: 12/27/91 – Kingsburg, Calif.



COLLEGE: Played in 28 games (24 starts) with Tennessee completing 540 passes on 922 attempts (58.6 pct.) for 7,444 yards with 69 touchdowns and 28 interceptions ... His 3,612 passing yards in 2012 ranked second on the school season-record list, topped by only Peyton Manning (3,819 in 1997). **2012:** With 34 touchdown passes, posted seventh-most TD passes

in a season in SEC history... His 3,619 passing yards rank as the 11th-best in a single-season in SEC history..13-11 record in 24 starts with 298 passing yards per game with 300 or more passing yards in 12 of those games. **2011:** Won first six career starts in regular season, overall 8-4 as a starter. Through seven weeks of the season, ranked eighth in passing yards/game (315.8), 10th in passing efficiency (165.3), 16th in total offense (303.8) and 33rd in passing yards (1579). **2010:** Played in nine games at quarterback and started the final five..Went 4-1 as a starter, including a sweep through his first four..Finished regular season 125-of-224 for 1,849 passing yards and 18 touchdowns, all UT freshman records **PERSONAL:** Bray prepped at Kingsburg High School in Kingsburg, Calif.

GREG CASTILLO • 45

Safety • 5-11 • 187
Iowa
Born: 5/3/1990 – Mount Laurel, N.J.



COLLEGE: Played in 41 games (seven starts) at Iowa **2012:** Played in 11 games (three starts) and recorded 16 solo tackles and 10 assists, along with two interceptions and one pass break-up **2011:** Played in 13 games (two starts) and recorded 14 tackles (11 solo.) with one passes defended. **2010:** Saw action in all 13 games (one start)

and recorded 11 tackles and one pass break-up **2009:** Saw action in four games (one start) recording four tackles in 2009. **PERSONAL:** Selected to East/West All-Star Game...honorable mention all-state as a senior ... first team all-Catholic and all-city as a senior...second team all-Catholic as a junior. Collected nine interceptions and 20 passes defended...also had 21 catches for 550 yards and nine touchdowns... team captain ...also lettered in track.

MALCOLM BRONSON • 41

Safety • 5-11 • 192
McNeese State
Born: 5/11/90– Jasper, Texas



COLLEGE: Played in 40 games, logged 230 tackles, 10 interceptions, three forced fumbles, two fumble recoveries, nine tackles for a loss and 18 passes defended at McNeese State. **2012:** Played in six games during his senior season, 17 tackles, 2 punt returns for an average of 40 yards. **2011:** named the team's MVP... led the Cowboys with 80 tackles

and three interceptions ... also tops on the team with six passes defended and three forced fumbles... had five tackles for a loss and a fumble recovery. **2010:** First team all-SLC and second team all-Louisiana... credited with 58 tackles, five interceptions, six passes defended and a fumble recovery. **2009:** Led team with 69 tackles..also had four tackles for a loss, two pass interceptions and team high six passes defended. **PERSONAL:** Football, baseball and basketball standout at Jasper...played on two championship teams in baseball (outfielder) and one in football (wide receiver and safety).

DARIN DRAKEFORD • 66

Linebacker • 6-1 • 240
Maryland
Born: 7/5/91 – Washington, D.C.




COLLEGE: Played in 43 games at Maryland...recorded 171 tackles ... 8 sacks..one interception, four passes defended with 7 forced fumbles and one fumble recovery. **2012:** Played in eleven games with 49 tackles, along with 6 sacks, two passes defended and two forced fumbles. **2011:** Played in eight games recording 68 tackles

along with one sack, four forced fumbles and one fumble recovery. **2010:** Played in all 12 games logging 36 tackles along with one sack, two passes defended and one forced fumble. **2009:** Played in all 12 games recording 18 tackles. **PERSONAL:** Prepped at Theodore Roosevelt High School in Washington, D.C., where he was a four-time All-DCIAA choice... Played basketball, earning MVP honors for the 2008 city title game.

OTHA FOSTER III • 42

Defensive Back • 6-0 • 204
West Alabama
Born: 10/2/88 – Angie, La.



COLLEGE: Played in 24 games at West Alabama, recording 96 tackles (62 solo), 10 interceptions and 15 passes defended ... **2012:** First team All-GSC and first team All-Super Region 2 selection ... Led conference with six interceptions ... Defended 12 total passes ... Picked off fifth pass of the season and broke up another in win at Delta State ... Had 54 tackles and scored a touchdown on a lateral off a fumble recovery. **2011:** All-GSC Second Team ... Played in 11 games ... Totaled 42 tackles ... Led the squad and the conference with four interceptions, including two in the season opener at South Alabama ... three passes defended and one forced fumble. **COMMUNITY COLLEGE:** Spent two years at Pear River Community College prior to joining the Tigers ... Earned first-team All-Gulf South Conference and All-America honors as a senior after leading the Gulf South in interceptions with six and was third in the league with 12 passes defended ... Returned a fumble 41 yards for a touchdown. **PERSONAL:** Majored in Physical Education.

DEMETRIUS HARRIS • 47


Tight End • 6-7 • 230
UW-Milwaukee
Born: 7/29/91 – Virginia Beach, Va.



COLLEGE: Played basketball for UW-Milwaukee serving as the team's power forward ... Originally signed on to play football at Arkansas State after high school but then decided to pursue his basketball career ... As a senior, he led the team in rebounding and finished ninth in the league in field goal shooting ... Played two seasons at Mineral Area Community College. **PERSONAL:** Jacksonville, Ark., native was an all-state football and basketball player at Jacksonville High School ... Won a state title in basketball...Majored in information technology.

FRANKIE HAMMOND JR. • 85

Wide Receiver • 6-1 • 184
Florida
Born: 2/17/90 – Hallandale Beach, Fla.



COLLEGE: Played in 48 games (19 starts) at Florida, recording 63 catches for 809 yards and six touchdowns ... Returned seven punts for 21 yards and a kickoff for 23 yards for the Gators. **2012:** Played in every game during his final season on campus...Caught a pass in 12 of 13 games...Finished with 22 receptions for 295 yards and scored three touchdowns...Had the longest and third-longest reception for UF in 2012. **2011:** Appeared in all 13 games while starting four (Kentucky, Auburn, Georgia, South Carolina)...Caught 15 passes for 181 yards...Had 10 10-plus yard receptions...10 of his 15 receptions resulted in a first down...Contributed 10 special teams tackles on the season. **2010:** Appeared in 11 games...Ranked fifth on the team with 22 catches for 276 yards (12.5 avg.) and tallied two touchdowns...Named to the 2010 SEC Academic Honor Roll...Had 16 catches over the final six games for 241 yards. **2009:** Finished his redshirt freshman campaign with four catches for 57 yards (14.2 avg.) and one touchdown, while also returning three punts for 23 yards and one kickoff for 16 yards... Appeared in 11 games for the Gators. **2008:** Redshirt. **PERSONAL:** Prepped at Hallandale High School in Hallandale Beach, Fla.

A.J. HAWKINS • 67

Offensive Lineman • 6-1 • 310
Mississippi
Born: 5/26/90 – Lithonia, Ga.



COLLEGE: Played in 39 games(29 starts)seeing action at right guard and center at Ole Miss ... Started every game his senior season and helped the offense score the third-most points in school history. **2012:**Started every game at right guard...Part of an offensive line that helped Ole Miss score the third-most points in school history (409) and average the second-most yards per game in school history (423.8). **2011:** Played in and started five games at center. **2010:** Played in and started 11 games, including eight at center and the Arkansas game at right guard (did not play against Alabama) ... Helped Ole Miss lead the SEC in fewest sacks allowed and rank third in rushing offense ... Helped the Rebels notch eight individual 100-yard rushing performances by four different runners. **2009:** Saw action in 10 games. **PERSONAL:** Earned first-team Class 5A all-state honors from the Georgia Sports Writers Association while at Martin Luther King High School in Lithonia, Ga... Majored in journalism.

ROB LOHR • 67

Defensive End • 6-4 • 290

Vanderbilt

Born: 3/1/90 – Phoenixville, Pa.



COLLEGE: Played in 49 games (38 starts) at Vanderbilt ... Had 120 tackles (71 solo), 31.5 tackles for loss, 11.0 sacks (-55.0 yards), five QB pressures, two forced fumbles and one fumble recovery ... Started 38 consecutive games to end his career. **2012:** Played in all 13 games recording 30 tackles, two sacks, and three passes defended. **2011:** Played in all

13 games at defensive tackle ... Finished campaign with career highs in total tackles (41), tackles for loss (11.5) and quarterback sacks (5) ... Finished among SEC defensive tackle leaders in sacks and tackles for loss. **2010:** Played in 12 games and played more snaps than any other DT on the roster ... Topped squad with four quarterback sacks, 35 tackles, and shared team lead with eight tackles for loss. **2009:** Played in 11 games and recorded 14 tackles. **PERSONAL:** Majored in Economics.

BRAD MADISON • 77

Defensive Lineman • 6-4 • 265

Missouri

Born: 11/4/89 – Bethany, Mo.



COLLEGE: Played in 50 games for the University of Missouri, recording 76 tackles (48 solo), 26.5 tackles for loss, 16.0 sacks (-124.0 yards), four forced fumbles and one fumble recovery ... Added one interception and four passes defended. **2012:** Played in 12 games, 18 tackles, 4.0 sacks, 36 sack yards and one forced fumble. **2011:** Played in 13

games, finished with 25 tackles, 8.5 TFLs and 4.5 sacks while adding his 1st career interception. **2010:** Played in 13 games, 32 tackles, led the team with 7.5 QB sacks, a total which also ranked him 4th overall in the Big 12 and 36th in the NCAA ... His 11 tackles for loss also led the team...also had two passes defended. **2009:** Saw action in 12-of-13 games on the season, and contributed on special teams units, as well as defense more and more as the year went on, recorded one tackle and two passes defended. **2008:** Was able to redshirt in his first year in the program, working as part of the offensive scout team. **PERSONAL:** Parents - Leo & Sharol Madison ... Is the younger brother of Ryan Madison, who graduated in 2008 after a stellar career as an offensive lineman for the Tigers ... Lists primary hobbies outside of football as hunting and golfing.

JOSH MARTIN • 62

Linebacker/Defensive End • 6-3 • 245

Columbia (N.Y.)

Born: 11/7/91 – Aurora, Colo.



COLLEGE: Played in 30 games for Columbia University in the City of New York, tallying 140 tackles (85 solo), 29.5 tackles for loss, 17.5 sacks (-118.0 yards), two forced fumbles, five fumble recoveries and two passes defended ... Earned first-team Ivy League honors his senior year ... **2012:** Played in all 10 games...totaled 50 tackles with 11.5 tackles for loss...had

6.5 sacks. **2011:** Played in all ten games ... named second team All-Ivy League for second year ... totaled 63 tackles with 13 tackles for loss ... had seven sacks which tied him for third most in the Ivy League ... tallied two pass breakups, two passes defended, a team-high four quarterback hurries, one forced fumble and one blocked kick ... against Harvard totaled ten tackles, three tackles for loss, two sacks and forced one fumble. ... **2010:** Played in all ten games ... named second team All-Ivy League ... totaled 27 tackles, adding five tackles for a loss and four sacks ... also, had three fumble recoveries and seven quarterback hurries ... in week two vs. Towson totaled six tackles, two tackles for a loss, and three sacks resulting in a loss of twelve yards. **PERSONAL:** Played both offense and defense at Cherokee Trail High School in Aurora, Colo.

BRADLEY MCDUGALD • 48

Safety • 6-1 • 209

Kansas

Born: 11/15/90 – Columbus, Ohio




COLLEGE: Played in 47 games (33 starts) seeing action on both sides of the ball at Kansas ... Recorded 194 tackles (148 solo), 16 tackles for a loss, 2.0 sacks, six interceptions, three forced fumbles ... Also had 52 catches for 558 yards (10.7 avg.) with one touchdown and six rushes for 31 yards ... **2012:** Started all 12 games with a total of 92

yards. **2011:** Started at strong safety in all 12 games ... Finished 12th in the conference with 90 tackles ... Tied for sixth in Big 12 with 67 solo tackles ... **2010:** Started on both offense and defense, while returning kickoffs during the year... Started eight of the first 10 games at wide receiver before starting at safety in the final two contests of the season... Offensively he tied for third on the team with 19 catches for 240 yards and one touchdown... Also rushed six times for 31 yards... Had 16 tackles on the year... Returned 14 kickoffs for a 19.1 average with a long of 33... **2009:** Played in every game as a true freshman, seeing time on offense, defense and special teams... Was the fourth wide receiver and started six games... Recorded 33 receptions for 318 yards on the year... Had five tackles on the year... **PERSONAL:** Prepped at Scioto High School in Columbus, Ohio, earning second-team all-district honors... Played running back and defensive back at Scioto HS, earning all-district team honors... Also earned all-district accolades playing basketball.

TOBEN OPURUM • 44

Fullback • 6-1 • 250
Kansas

Born: 11/18/90 – Richardson, Texas



COLLEGE: Appeared in 45 games in four years at the University of Kansas. **2012:** Played in all 12 games ... Started 11 games at rush end/outside linebacker ... Registered 43 tackles, including six TFLs for a loss of 21 yards ... Had 1.5 sacks for a loss of 11 yards ... Also forced two fumbles, collected two fumble recoveries and three passes defended. **2011:**

Started all 12 games as the "Buck" linebacker ... Had 45 tackles, including a team-best 10 1/2 stops behind the line of scrimmage for a total of 55 yards ... Led the team with four sacks and seven quarterback hurries ... had one pass defended and one forced fumble. **2010:** Switched from running back to linebacker before season started in 2010 as a sophomore ... Was then moved to defensive end and found a spot in the starting lineup for the final six games ... Played in 10 games.. Finished the year with 21 tackles ... Had three tackles for loss, including one sack on the season, 3 passes defended, and one forced fumble. **2009:** Played in 11 games as a freshman...carried 133 times for a team-best 557 yards and nine touchdowns. **PERSONAL:** Was the MVP and team captain for Plano East High School Competed on the track team.

RICO RICHARDSON • 83

Wide Receiver • 6-1 • 185
Jackson State

Born: 7/1/91 – Natchez, Miss.




COLLEGE: Played in 43 games (20 starts) at Jackson State, recording 146 catches for 2,722 yards (18.6 avg.) and 26 touchdowns.. **2012:** Played in and started in 12 games. He had 60 passes for 1153 yards and 11 touchdowns. **2011:** Richardson played in and started in 11 games for the Tigers. He hauled in 37 passes for a team high 896 yards and 11 touchdowns.

2010: Played in 11 games and tied for third on the team in receptions. He hauled in 34 passes for 538 yards and four touchdowns. He averaged 15.8 yards per reception and had a long receiving play of 59 yards. He had a team high 10 punt returns for 43 yards. **2009:** Rico was ranked second in the SWAC in punt return avg. (9.2 ypr) and he was also fourth on the team in receptions as a true freshman. Played in 9 games and caught 15 passes for 135 yards. **PERSONAL:** He earned first-team all-region honors at Natchez High School in Natchez, Miss. ... Set the Natchez HS record with 3,500 yards receiving.

JORDAN ROBERTS • 45

Running Back • 5-10 • 222
Charleston

Born: 5/29/90 – Madison, W. Va.



COLLEGE: Set the single game (301), single season (1,572), career rushing records (3,383) and career all-purpose yards (4,918) at Charleston ... Earned first-team all-conference and all-region as a junior and senior, and second team All-American in 2011 and third-team All-American in 2012 ... **2012:** Rushed for 1,572 yards, including 6.6 yards per carry that season. He had

238 carries and accounted for 21 touchdowns (18 rushing, one throwing, one kick-off return) and also threw a 2-point conversion. **2011:** Led Charleston in rushing a West Virginia Conference best as a team 2,480 which is 225.5 average per game. . He had 206 carries and scored 18 touchdowns. **2010:** Rushed for 11 touchdowns and had 1 receiving, which was a team best 12 touchdowns. **PERSONAL:** Prepped at Scott High School in Madison, W. Va., track medalist.

RIDGE WILSON • 60

Linebacker/Defensive End • 6-4 • 256
West Alabama

Born: 2/7/91 – Louisville, Ky.

COLLEGE: Originally went to the University of Kentucky before transferring to West

Alabama ... Played in 32 games at West Alabama, recording a career total of 100 tackles, 21 tackles for loss, 11.5 sacks, two fumble recoveries, one interception and two passes defended. **2012:** Recorded 69 tackles, 18 tackles for loss, eleven sacks, and was the Gulf South Defensive Player of the Year. **2011:** Did not play. **2010:** Had 30 tackles, including three

tackles for loss. **2009:** Played in 11 games, recording one tackle. **PERSONAL:** Louisville, Ky., native, prepped at Central High School in Louisville, Ky.



2012
REVIEW

2012 STATISTICAL REVIEW



2012 RESULTS (2-14, 4TH AFC WEST)

Preseason (1-3)			
8/10	W	27-17	ARIZONA 64,212
8/18	L	17-31	at St. Louis 53,272
8/24	L	14-44	SEATTLE 63,870
8/30	L	3-24	at Green Bay 67,999
Regular Season (2-14)			
9/9	L	24-40	ATLANTA 71,180
9/16	L	17-35	at Buffalo 69,402
9/23	W	27-24 OT	at New Orleans 72,226
9/30	L	20-37	SAN DIEGO 69,979
10/7	L	6-9	BALTIMORE 68,803
10/14	L	10-38	at Tampa Bay 46,500
10/28	L	16-26	OAKLAND 74,730
11/1	L	13-31	at San Diego 55,831
11/12	L	13-16 OT	at Pittsburgh 57,644
11/18	L	6-28	CINCINNATI 63,336
11/25	L	9-17	DENVER 74,244
12/2	W	27-21	CAROLINA 62,860
12/9	L	7-30	at Cleveland 62,422
12/16	L	0-15	at Oakland 51,446
12/23	L	13-20	INDIANAPOLIS 62,938
12/30	L	3-38	at Denver 76,502

2012 TEAM STATISTICS

	CHIEFS		OPP.									
TOTAL FIRST DOWNS	286		301									
Rushing	118		106									
Passing	144		176									
Penalty	24		19									
3rd Down: Made/Att.	70/212		79/202									
3rd Down Pct.	33.0		39.1									
4th Down: Made/Att.	7/15		3/4									
4th Down Pct.	46.7		75.0									
POSSESSION AVG.	30:02		29:58									
TOTAL NET YARDS	5108		5704									
Avg. Per Game	319.3		356.5									
Total Plays	1015		973									
Avg. Per Play	5.0		5.9									
NET YARDS RUSHING	2395		2171									
Avg. Per Game	149.7		135.7									
Total Rushes	500		482									
NET YARDS PASSING	2713		3533									
Avg. Per Game	169.6		220.8									
Sacked/Yards Lost	40/224		27/161									
Gross Yards	2937		3694									
Att./Completions	475/273		464/279									
Completion Pct.	57.5		60.1									
Had Intercepted	20		7									
PUNTS/AVERAGE	83/46.8		74/46.8									
NET PUNTING AVG.	83/40.8		74/39.0									
PENALTIES/YARDS	92/733		81/670									
FUMBLES/BALL LOST	26/17		19/6									
TOUCHDOWNS	18		47									
Rushing	9		11									
Passing	8		29									
Defensive/Kicking Game	1		7									
SCORE BY PERIODS	1	2	3	4	OT	TOTAL						
CHIEFS TOTAL	42	54	43	69	3	211						
OPPONENTS	95	121	106	100	3	425						
PASSING												
	Att.	Cmp.	Yds.	Cmp%	Yds/Att.	TD	TD%	Int	INT%	LG	Sack/Lost	Rating
Cassel	277	161	1796	58.1	6.48	6	2.2	12	4.3	46	19/101	66.7
Quinn	197	112	1141	56.9	5.79	2	1.0	8	4.1	57	21/123	60.1
Hillis	1	0	0	0.0	0.00	0	0.0	0	0.0	0	0/0	39.6
CHIEFS TOTAL	475	273	2937	57.5	6.18	8	1.7	20	4.2	57	40/224	63.8
Opp. Total	464	279	3694	60.1	7.96	29	6.3	7	1.5	62t	27/161	99.9

2012 INDIVIDUAL STATISTICS

PASS RECEIVING						
	No.	Yds.	Avg.	LG	TD	
Bowe	59	801	13.6	47	3	
McCluster	52	452	8.7	31	1	
Charles	35	236	6.7	22	1	
Moeaki	33	453	13.7	38	1	
Draughn	24	158	6.6	23	0	
Baldwin	20	325	16.3	57	1	
Hillis	10	62	6.2	15	0	
Copper	8	79	9.9	17	0	
Breaston	7	74	10.6	24	0	
Wylie	6	53	8.8	16	0	
Newsome	5	73	14.6	28	0	
Maneri	5	51	10.2	19	0	
Boss	3	65	21.7	29	1	
O'Connell	3	18	6.0	11	0	
Gray	2	18	9.0	12	0	
Eachus	1	19	19.0	19	0	
CHIEFS TOTAL	273	2937	10.8	57	8	
Opp. Total	279	3694	13.2	62t	29	

RUSHING						
	No.	Yds.	Avg.	LG	TD	
Charles	285	1509	5.3	91t	5	
Hillis	85	309	3.6	18	1	
Draughn	59	233	3.9	25	2	
Cassel	27	145	5.4	21	1	
McCluster	12	70	5.8	19	0	
Quinn	19	66	3.5	12	0	
Gray	7	44	6.3	15	0	
Eachus	5	18	3.6	7	0	
Copper	1	1	1.0	1	0	
CHIEFS TOTAL	500	2395	4.8	91t	9	
Opp. Total	482	2171	4.5	47	11	

PUNTING								
	No.	Yds.	Avg.	Net	TB	In20	LG	Blk.
Colquitt	83	3887	46.8	40.8	7	45	71	0
CHIEFS TOTAL	83	3887	46.8	40.8	7	45	71	0
Opp. Total	73	3460	46.8	39.5	8	17	70	1
PUNT RETURNS								
	No.	FC	Yds.	Avg.	LG	TD		
Arenas	34	4	297	8.7	27	0		
Wylie	5	2	26	5.2	13	0		
McCluster	2	2	6	3.0	6	0		
Copper	1	0	25	25.0	25	0		
Breaston	1	0	21	21.0	21	0		
CHIEFS TOTAL	43	8	375	8.7	27	0		
Opp. Total	27	22	362	13.4	93t	2		

KICKOFF RETURNS						
	No.	Yds.	Avg.	LG	TD	
Draughn	23	537	23.3	41	0	
Wylie	9	191	21.2	26	0	
Arenas	9	177	19.7	27	0	
Bellamy	5	101	20.2	27	0	
Gray	1	33	33.0	33	0	
Copper	1	16	16.0	16	0	
Toribio	1	4	4.0	4	0	
CHIEFS TOTAL	49	1059	21.6	41	0	
Opp. Total	27	690	25.6	77	0	

2012 SCORING STATISTICS

SCORING									
	TDR	TDP	TDD	TDK	PAT	FG	S	TP	
Succop.....	0	0	0	0	17/17	28/34	0	101	
Charles.....	5	1	0	0	0/0	0/0	0	36	
Bowe.....	0	3	0	0	0/0	0/0	0	18	
Draughn.....	2	0	0	0	0/0	0/0	0	12	
Baldwin.....	0	1	0	0	0/0	0/0	0	6	
Boss.....	0	1	0	0	0/0	0/0	0	6	
Cassel.....	1	0	0	0	0/0	0/0	0	6	
Hillis.....	1	0	0	0	0/0	0/0	0	6	
Jones.....	0	0	0	1	0/0	0/0	0	6	
McCluster.....	0	1	0	0	0/0	0/0	0	6	
Moeaki.....	0	1	0	0	0/0	0/0	0	6	
Houston.....	0	0	0	0	0/0	0/0	1	2	
CHIEFS TOTAL.....	9	8	0	1	17/17	28/34	1	211	
Opp. Total.....	11	29	5	2	47/47	32/38	0	425	

TWO-POINT CONVERSIONS	
CHIEFS TOTAL.....	0-1
Opp. Total.....	0-0

FIELD GOALS					
	1-19	20-29	30-39	40-49	50+ Total
Succop.....	0/0	4/5	12/15	10/12	2/2 28/34
CHIEFS TOTAL.....	0/0	4/5	12/15	10/12	2/2 28/34
Opp. Total.....	0/0	11/11	12/14	7/8	2/5 32/38

KANSAS CITY CHIEFS INDIVIDUAL SINGLE-GAME BESTS

Passes Attempted.....	44	Matt Cassel	at New Orleans	9/23
Passes Completed.....	26	Matt Cassel	at New Orleans	9/23
Passing Yards.....	301	Matt Cassel	at Buffalo	9/16
Touchdown Passes.....	2	Matt Cassel	at Buffalo	9/16
		Matt Cassel	SAN DIEGO	9/30
		Brady Quinn	CAROLINA	12/27
Pass Receptions.....	8	Dwayne Bowe	at Buffalo	9/16
		Dwayne Bowe	at San Diego	11/1
Receiving Yards.....	108	Dwayne Bowe	SAN DIEGO	9/30
Touchdown Receptions.....	2	Dwayne Bowe	at Buffalo	9/16
Rushing Yards.....	233	Jamaal Charles	at New Orleans	9/23
Rushing Attempts.....	33	Jamaal Charles	at New Orleans	9/23
Rushing Touchdowns.....	1	Shaun Draughn	ATLANTA	9/9
		Jamaal Charles	at New Orleans	9/23
		Jamaal Charles	SAN DIEGO	9/30
		Shaun Draughn	at San Diego	11/1
		Jamaal Charles	at Pittsburgh	11/12
		Peyton Hillis	CAROLINA	12/2
		Jamaal Charles	at Cleveland	12/9
		Jamaal Charles	INDIANAPOLIS	12/23
Yards From Scrimmage.....	288	Jamaal Charles	at New Orleans	9/23
Combined Net Yards.....	286	Jamaal Charles	at New Orleans	9/23
Interceptions Made.....	1	Stanford Rount	at New Orleans	9/23
		Brandon Flowers	SAN DIEGO	9/30
		Brandon Flowers	BALTIMORE	10/7
		Justin Houston	at Tampa Bay	10/14
		Stanford Rount	OAKLAND	10/28
		Eric Berry	at San Diego	11/1
		Brandon Flowers	DENVER	11/25
INT Return Yards.....	32	Stanford Rount	at New Orleans	9/23
		Justin Houston	at Tampa Bay	10/14
Sacks.....	3.0	Justin Houston	at New Orleans	9/23
Punts.....	8	Dustin Colquitt	at Pittsburgh	11/12
		Dustin Colquitt	at Denver	12/30
Punting Average.....	54.7	Dustin Colquitt	at Oakland	12/16
Punt Returns.....	5	Javier Arenas	OAKLAND	10/28
Punt Return Yards.....	59	Javier Arenas	OAKLAND	10/28
Kickoff Returns.....	4	Javier Arenas	ATLANTA	9/9
		Shaun Draughn	at San Diego	11/1
Kickoff Return Yards.....	83	Shaun Draughn	at San Diego	11/1
Field Goals Attempted.....	6	Ryan Succop	at New Orleans	9/23
Field Goals Made.....	6	Ryan Succop	at New Orleans	9/23

KANSAS CITY CHIEFS LONGEST PLAYS

Run From Scrimmage.....	91	Jamaal Charles	at New Orleans	9/23
Touchdown Run.....	91	Jamaal Charles	at New Orleans	9/23
Pass Reception.....	57	Jon Baldwin	INDIANAPOLIS	12/23
Touchdown Reception.....	33	Dwayne Bowe	at Buffalo	9/16
Interception Return.....	32	Stanford Rount	at New Orleans	9/23
		Justin Houston	at Tampa Bay	10/14
Punt Return.....	27	Javier Arenas	OAKLAND	10/28
Kickoff Return.....	41	Shaun Draughn	BALTIMORE	10/7
Punt.....	71	Dustin Colquitt	at Oakland	12/16
Field Goal.....	52	Ryan Succop	OAKLAND	10/28
		Ryan Succop	CAROLINA	12/2

2012 DEFENSIVE STATISTICS

	Solos	Asst.	Total	Sacks/Yds.	PR	FR	FF	INT	PD
Johnson.....	110	15	125	2.0/10.0	5	0	3	0/0	4
Berry.....	73	13	86	0.0/0.0	0	0	0	1/0	10
Houston.....	53	13	66	10.0/69.0	19	1	1	1/32	5
Arenas.....	52	7	59	0.0/0.0	0	0	2	0/0	8
Hali.....	43	8	51	9.0/57.0	14	0	1	0/0	2
Pitoitua.....	32	19	51	2.0/10.0	4	0	1	0/0	1
Flowers.....	40	8	48	1.0/2.0	1	1	0	3/28	13
Jackson.....	31	12	43	3.0/13.0	4	0	0	0/0	3
Poe.....	28	10	38	0.0/0.0	3	0	0	0/0	4
Belcher.....	32	5	37	0.0/0.0	0	0	0	0/0	1
Elam.....	29	6	35	0.0/0.0	0	0	0	0/0	2
Lewis.....	24	2	26	0.0/0.0	0	0	0	0/0	2
Hartman.....	17	5	22	0.0/0.0	0	0	0	0/0	3
Routt.....	19	2	21	0.0/0.0	0	0	1	2/49	4
Brown.....	20	0	20	0.0/0.0	0	0	0	0/0	2
Daniels.....	13	3	16	0.0/0.0	0	0	0	0/0	1
Siler.....	12	2	14	0.0/0.0	0	0	1	0/0	0
Smith.....	9	2	11	0.0/0.0	0	0	0	0/0	0
Dorsey.....	4	3	7	0.0/0.0	0	0	0	0/0	0
Powe.....	5	1	6	0.0/0.0	0	0	0	0/0	0
Greenwood.....	4	1	5	0.0/0.0	0	0	1	0/0	0
Toribio.....	4	1	5	0.0/0.0	0	0	0	0/0	0
Bailey.....	3	2	5	0.0/0.0	0	1	0	0/0	0
Reeves.....	4	0	4	0.0/0.0	0	0	0	0/0	0
Thorpe.....	4	0	4	0.0/0.0	0	0	0	0/0	0
Studebaker.....	3	1	4	0.0/0.0	0	0	0	0/0	0
TEAM.....	3	0	3	0.0/0.0	0	0	0	0/0	0
Jones.....	2	1	3	0.0/0.0	0	0	0	0/0	0
CHIEFS TOTAL.....	673	142	815	27.0/161.0	50	3	11	7/19	65

PR = QB Pressure FR = Fumble Recovery FF = Fumbled Fumble
INT = Interception PD = Pass Defensed

INTERCEPTIONS

	No.	Yds.	Avg.	LG	TD
Flowers.....	3	28	9.3	29	0
Routt.....	2	49	24.5	32	0
Houston.....	1	32	32.0	32	0
Berry.....	1	0	0.0	0	0
Elam.....	0	10	10.0	10	0
CHIEFS TOTAL.....	7	119	17.0	32	0
Opp. Total.....	20	368	18.4	78t	4

2012 SPECIAL TEAMS STATISTICS

	Solos	Asst.	Total	Hartman	
Jones.....	7	0	7	2 0 2
Greenwood.....	6	0	6	Succop.....	2 0 2
Brown.....	5	0	5	Arenas.....	1 0 1
Siler.....	5	0	5	Belcher.....	1 0 1
Studebaker.....	5	0	5	DiMarco.....	1 0 1
Copper.....	4	1	5	Gafford.....	1 0 1
Draughn.....	4	0	4	McCluster.....	1 0 1
Gray.....	2	1	3	O'Connell.....	1 0 1
Bellamy.....	2	0	2	Thorpe.....	1 0 1
Eachus.....	2	0	2	CHIEFS TOTAL.....	53 2 55

DEFENSIVE AND SPECIAL TEAMS BIG PLAYS

TD (1):	Jones, 11-yard FUM return.....	@ Tampa Bay (10/14)
BLK PUNTS (1):	Draughn.....	@ Tampa Bay (10/14)
FF (3):	Copper (Thompson).....	BALTIMORE (10/7)
	Draughn (Koenen).....	@ Tampa Bay (10/14)
	Brown (Weddle).....	@ San Diego (11/1)
FR (3):	Jones (Thompson).....	BALTIMORE (10/7)
	Jones (Koenen).....	@ Tampa Bay (10/14)
	Greenwood (Weddle).....	@ San Diego (11/1)

2012 RANKINGS BY YARDAGE

	OFFENSE		DEFENSE	
	AFC	NFL	AFC	NFL
Rushing.....	1	5	Rushing.....	13 27
Passing.....	16	32	Passing.....	6 12
Total.....	10	24	Total.....	9 20

2012 PRESEASON STATISTICS



2012 PRESEASON RESULTS (1-3)

Preseason		Record: 1-3	
8/10	W 27-17	ARIZONA	64,212
8/18	L 17-31	at St. Louis	53,272
8/24	L 14-44	SEATTLE	63,870
8/30	L 3-24	at Green Bay	67,999

TEAM STATISTICS

	CHIEFS	OPP.
TOTAL FIRST DOWNS	83	75
Rushing	36	24
Passing	39	41
Penalty	8	10
3rd Down: Made/Att	27/57	15/47
3rd Down Pct.	47.4	31.9
4th Down: Made/Att	1/3	3/4
4th Down Pct.	33.3	75.0
POSSESSION AVG.	32:17	27:43
TOTAL NET YARDS	1308	1302
Avg. Per Game	327.0	325.5
Total Plays	261	224
Avg. Per Play	5.0	5.8
NET YARDS RUSHING	637	510
Avg. Per Game	159.3	127.5
Total Rushes	131	107
NET YARDS PASSING	671	792
Avg. Per Game	167.8	198.0
Sacked/Yards Lost	11/84	12/69
Gross Yards	755	861
Att./Completions	119/70	105/68
Completion Pct.	58.8	64.8
Had Intercepted	4	1
PUNTS/AVERAGE	19/48.7	18/44.9
NET PUNTING AVG.	39.3	37.3
PENALTIES/YARDS	29/297	24/213
FUMBLES/BALL LOST	7/4	3/1
TOUCHDOWNS	7	14
Rushing	4	5
Passing	3	7
Returns	0	2
SCORE BY PERIODS	1	2
CHIEFS TOTAL	17	20
Opp. Total	20	37
	3	42
	3	21
	0	0
	0	61
	0	116

INDIVIDUAL STATISTICS

	PASS RECEIVING				
	No.	Yds.	Avg.	LG	TD
McCluster	13	129	9.9	29	1
Draughn	9	52	5.8	12	0
Baldwin	8	62	7.8	18	0
Maneri	4	85	21.3	28	0
Boss	4	62	15.5	20	0
O'Connell	4	55	13.8	19	0
Charles	4	36	9.0	11	0
Newsome	3	27	9.0	11	0
Breaston	3	21	7.0	11	0
Home	2	43	21.5	38t	1
Moeaki	2	32	16.0	31	0
Bellamy	2	25	12.5	20	0
DiMarco	2	22	11.0	16	0
Bowe	2	18	9.0	9	0
Copper	2	16	8.0	10	0
Kinnie	1	16	16.0	16	0
Markshausen	1	15	15.0	15	0
Hemingway	1	14	14.0	14	0
Hillis	1	11	11.0	11t	1
Eachus	1	7	7.0	7	0
Wylie	1	7	7.0	7	0
CHIEFS TOTAL	70	755	10.8	38t	3
Opp. Total	68	861	12.7	54	7

PASSING

	Att.	Cmp.	Yds.	Cmp%	Yds/Att.	TD	TD%	Int	INT%	LG	Sack/Lost	Rating
Cassel	59	38	386	64.4	6.5	2	3.4	1	1.7	31	4/30	87.3
Quinn	41	23	278	56.1	6.8	1	2.4	2	4.9	38t	1/9	64.9
Stanzi	18	9	91	50.0	5.1	0	0.0	1	5.6	27	6/45	41.7
Tanney	1	0	0	0.0	0.0	0	0.0	0	0.0	0	0/0	39.6
CHIEFS TOTAL	119	70	755	58.8	6.3	3	2.5	4	3.4	38t	11/84	71.9
Opp. Total	105	68	861	64.8	8.2	7	6.7	1	1.0	54	12/69	108.5

RUSHING

	No.	Yds.	Avg.	LG	TD
Eachus	34	206	6.1	20	1
Draughn	32	114	3.6	20	1
Hillis	17	97	5.7	28	1
Charles	15	73	4.9	12	0
Gray	15	65	4.3	13	1
Quinn	8	46	5.8	23	0
Stanzi	6	20	3.3	10	0
Cassel	4	16	4.0	11	0
CHIEFS TOTAL	131	637	4.9	28	4
Opp. Total	107	510	4.8	67	5

SCORING

	TDR	TDP	TDD	TDK	PAT	FG	S	TP
Succop.	0	0	0	0	7/7	4/6	0	19
Hillis	1	1	0	0	0/0	0/0	0	12
Draughn	1	0	0	0	0/0	0/0	0	6
Eachus	1	0	0	0	0/0	0/0	0	6
Gray	1	0	0	0	0/0	0/0	0	6
Horne	0	1	0	0	0/0	0/0	0	6
McCluster	0	1	0	0	0/0	0/0	0	6
CHIEFS TOTAL	4	3	0	0	7/7	4/6	0	61
Opp. Total	5	7	1	1	14/14	6/8	0	116

TWO-POINT CONVERSIONS

CHIEFS TOTAL	0-0
Opp. Total	0-0

FIELD GOALS

	1-19	20-29	30-39	40-49	50+	Total
Succop.	0/0	3/3	0/0	1/1	0/2	4/6
CHIEFS TOTAL	0/0	3/3	0/0	1/1	0/2	4/6
Opp. Total	0/0	0/0	3/3	2/2	1/3	6/8

INTERCEPTIONS

	No.	Yds.	Avg.	LG	TD
Elam	1	37	37.0	37	0
CHIEFS TOTAL	1	37	37.0	37	0
Opp. Total	4	81	20.3	75t	1

PUNTING

	No.	Yds.	Avg.	Net	TB	In20	LG	Blk.
Colquitt	15	701	46.7	42.3	2	8	70	0
Szymanski	4	224	56.0	28.0	1	1	78	0
CHIEFS TOTAL	19	926	48.7	39.3	3	9	78	0
Opp. Total	17	808	44.9	37.3	2	5	65	1

PUNT RETURNS

	No.	FC	Yds.	Avg.	LG	TD
Arenas	5	1	32	6.4	15	0
Wylie	3	2	52	17.3	32	0
Markshausen	1	0	13	13.0	13	0
CHIEFS TOTAL	9	3	97	10.8	32	0
Opp. Total	9	5	119	13.2	92t	1

KICKOFF RETURNS

	No.	Yds.	Avg.	LG	TD
Wylie	5	127	25.4	38	0
Baker	5	120	24.0	42	0
Arenas	4	109	27.3	37	0
Draughn	1	34	34.0	34	0
CHIEFS TOTAL	15	390	26.0	42	0
Opp. Total	4	89	22.3	25	0

2012 CHIEFS GAME-BY-GAME OFFENSE

	ATL	@ BUF	NO	SD	BAL	@ TB	OAK	@ SD	@ PIT	CIN	DEN	CAR	@ CLE	@ OAK	IND	@ DEN
FIRST DOWNS																
Total.....	22	25	27	25	19	15	17	21	14	16	13	23	12	7	22	8
Rushing.....	9	8	10	6	12	5	5	9	7	5	7	10	6	0	13	6
Passing.....	13	15	16	15	6	9	11	10	7	10	4	11	4	5	6	2
Penalty.....	0	2	1	4	1	1	1	2	0	1	2	2	2	2	3	0
THIRD DOWNS																
Attempts.....	16	14	18	10	13	17	13	12	13	11	14	14	11	12	10	14
Converted.....	11	5	7	4	6	6	4	7	2	1	3	6	1	1	2	4
Percentage.....	68.8%	35.7%	38.9%	40.0%	46.2%	35.3%	30.8%	58.3%	15.4%	9.1%	21.4%	42.9%	9.1%	8.3%	20.0%	28.6%
TOT. OFFENSE																
Net Yards.....	393	422	510	349	338	260	299	289	290	284	264	355	310	119	507	119
Plays.....	69	71	92	66	68	68	59	60	63	60	59	67	52	46	67	48
Avg./Play.....	5.7	5.9	5.5	5.3	5.0	3.8	5.1	4.8	4.6	4.7	4.5	5.3	6.0	2.6	7.6	2.5
RUSHING																
Net Yards.....	152	150	273	115	214	80	102	113	142	113	148	158	180	10	352	93
Rush. Att.....	33	24	45	22	51	20	22	30	35	26	31	43	26	10	44	28
Avg./Att.....	4.6	6.3	6.1	5.2	4.2	2.7	4.6	3.8	4.1	4.3	4.8	3.7	6.9	1.0	8.0	3.3
PASSING																
Net Yards.....	241	272	237	234	124	180	197	176	148	171	116	197	130	109	155	26
Attempts.....	33	42	44	42	17	38	34	29	26	30	26	23	21	32	22	16
Completions.....	21	23	26	24	11	22	22	19	11	17	13	19	10	18	10	7
Intercepted.....	2	1	1	3	2	2	2	1	1	0	1	0	1	1	2	0
Gross Yards.....	258	301	248	251	124	180	219	181	154	188	126	201	159	136	162	49
Sacked.....	3	5	3	2	0	0	3	1	2	4	2	1	5	4	1	4
Yards Lost.....	17	29	11	17	0	0	22	5	6	17	10	4	29	27	7	23
ADVANCES																
Rushes.....	33	24	45	22	51	30	22	30	35	26	31	43	26	10	44	28
Completions.....	21	23	26	24	11	22	22	19	11	17	13	19	10	18	10	7
Totals.....	54	47	71	46	62	52	44	49	46	43	44	62	36	28	54	35
PENALTIES																
Number.....	2	4	6	9	8	7	5	5	6	6	7	1	5	7	9	5
Yards.....	25	33	40	80	60	55	40	37	76	30	50	5	35	60	75	32
FUMBLES																
Number.....	1	3	2	4	3	0	3	3	1	3	1	0	1	0	1	0
Lost.....	1	2	2	3	2	0	2	3	0	1	0	0	0	0	1	0
SCORING																
Points.....	24	17	27	20	6	10	16	13	13	6	9	27	7	0	13	3
TD Rushing.....	2	0	1	1	0	0	0	1	1	0	0	1	1	0	1	0
TD Passing.....	1	2	0	2	0	0	1	0	0	0	0	2	0	0	0	0
TD KO Returns.....	0	0	0	0	0	0	0	0	0	0	0	0	0	0	0	0
TD Punt Returns.....	0	0	0	0	0	0	0	0	0	0	0	0	0	0	0	0
TD Sp. Teams.....	0	0	0	0	0	1	0	0	0	0	0	0	0	0	0	0
TD Def. Returns.....	0	0	0	0	0	0	0	0	0	0	0	0	0	0	0	0
FG Attempts.....	2	1	6	0	2	1	3	3	3	2	2	2	1	0	3	2
FG Made.....	1	1	6	0	2	1	3	2	2	2	3	2	1	0	2	1
Safety.....	0	0	0	0	0	0	0	0	0	0	0	0	0	0	0	0

2012 CHIEFS GAME-BY-GAME DEFENSE

	ATL	BUF	NO	SD	BAL	TB	OAK	SD	PI	CIN	DEN	CAR	CLE	OAK	IND	DEN
FIRST DOWNS																
Total.....	21	15	14	19	15	19	15	18	14	22	21	19	20	21	16	32
Rushing.....	4	9	2	7	6	6	6	8	3	9	4	8	9	10	3	12
Passing.....	17	6	12	9	8	11	8	9	8	11	16	11	10	9	12	19
Penalty.....	0	0	0	3	1	2	1	1	3	2	1	0	1	2	1	1
THIRD DOWNS																
Attempts.....	10	12	13	12	11	9	12	9	16	14	14	10	15	17	16	12
Converted.....	5	5	5	3	3	4	2	4	6	4	7	6	5	7	6	7
Percentage.....	50.0%	41.7%	38.5%	25.0%	27.3%	44.4%	16.7%	44.4%	37.5%	28.6%	50.0%	60.0%	33.3%	41.2%	37.5%	58.3%
TOT. OFFENSE																
Net Yards.....	376	379	288	293	298	463	344	339	249	409	368	385	352	385	288	488
Plays.....	55	55	59	60	55	51	62	47	62	69	63	51	68	75	65	76
Avg./Play.....	6.8	6.9	4.9	4.9	5.4	9.1	5.5	7.2	4.0	5.9	5.8	7.5	5.2	5.1	4.4	6.4
RUSHING																
Net Yards.....	84	201	83	104	133	145	135	123	95	189	95	165	154	203	90	172
Rush, Att.....	23	36	19	34	24	24	34	26	29	38	24	22	35	45	26	43
Avg./Att.....	3.7	5.6	4.4	3.1	5.5	6.0	4.0	4.7	3.3	5.0	4.0	7.5	4.4	4.5	3.5	4.0
PASSING																
Net Yards.....	292	178	205	189	165	318	209	216	154	220	273	220	198	182	198	316
Attempts.....	31	19	36	23	27	26	28	20	32	29	37	27	30	30	36	33
Completions.....	23	10	20	18	13	15	14	18	16	18	22	15	17	18	17	25
Intercepted.....	0	0	1	1	1	1	1	1	0	0	1	0	0	0	0	0
Gross Yards.....	299	178	240	209	187	328	209	220	157	230	285	232	217	182	205	316
Sacked.....	1	0	4	3	4	1	0	1	1	2	2	2	3	0	3	0
Yards Lost.....	7	0	35	20	22	10	0	4	3	10	12	12	19	0	7	0
ADVANCES																
Rushes.....	23	36	19	34	24	24	34	26	29	38	24	22	35	45	26	43
Completions.....	23	10	20	18	13	15	14	18	16	18	22	15	17	18	17	25
Totals.....	46	46	39	52	37	39	48	44	45	56	46	37	52	63	43	68
PENALTIES																
Number.....	2	5	4	7	5	6	2	8	2	8	4	7	7	5	4	5
Yards.....	12	50	45	75	33	33	20	54	19	54	35	45	55	62	48	30
FUMBLES																
Number.....	1	1	0	2	1	2	0	1	3	1	0	1	2	2	1	1
Lost.....	0	0	0	0	1	1	0	1	1	0	0	0	0	1	0	1
SCORING																
Points.....	40	35	24	37	9	38	26	31	16	28	17	21	30	15	20	38
TD Rushing.....	1	2	0	1	0	1	0	2	0	2	0	0	2	0	0	2
TD Passing.....	3	2	3	2	0	3	2	2	1	2	2	3	0	0	1	3
TD KO Returns.....	0	0	0	0	0	0	0	0	0	0	0	0	0	0	0	0
TD Punt Returns.....	0	1	0	0	0	0	0	0	0	0	0	0	1	0	0	0
TD Sp. Teams.....	0	0	0	0	0	0	0	0	0	0	0	0	0	0	0	0
TD Def. Returns.....	0	0	0	1	0	1	0	2	0	0	0	0	0	0	1	0
TD Def. Attempts.....	4	0	2	3	3	2	4	1	3	1	3	0	3	6	2	1
FG Made.....	4	0	1	3	3	1	4	1	3	0	1	0	3	5	2	1
Safety.....	0	0	0	0	0	0	0	0	0	0	0	0	0	0	0	0

2012 GAME-BY-GAME PARTICIPATION



	ATL	@ BUF	@ NO	SD	BAL	@ TB	OAK	@ SD	@ PIT	CIN	DEN	CAR	@ CLE	@ OAK	IND	@ DEN	Reg. Season P-S-DNP-INA
Albert	LT	LT	LT	LT	LT	LT	LT	LT	LT	LT	*I	P	LT	I	P	*I	13-11-1-2
Allen	P	P	P	LG	LG	LG	LG	LG	LG	LG	LG	LG	LG	LG	LG	LG	16-13-0-0
Arenas	P	P	P	P	P	P	P	RCB	RCB	RCB	RCB	RCB	RCB	RCB	RCB	RCB	16-9-0-0
Asamoah	RG	RG	RG	RG	RG	RG	RG	RG	RG	*I	RG	RG	RG	RG	RG	RG	15-15-0-1
Bailey	*I	*I	P	RDE	P	RDE	P	P	P	P	P	P	IR	IR	IR	IR	10-1-0-2
Baldwin	P	P	P	P	WR	P	WR	P	WR	*I	WR	P	WR	WR	WR	P	15-7-0-1
Belcher	LILB	LILB	LILB	LILB	LILB	LILB	LILB	LILB	LILB	LILB	P	--	--	--	--	--	11-10-0-0
Ballamy	PS	PS	PS	PS	PS	PS	PS	PS	PS	PS	PS	PS	PS	P	P	*I	3-0-0-1
Berry	SS	SS	SS	SS	SS	SS	SS	SS	SS	SS	SS	SS	SS	SS	SS	SS	16-16-0-0
Boss	TE	TE	*I	*I	IR	IR	IR	IR	IR	IR	IR	IR	IR	IR	IR	IR	2-2-0-2
Bowe	P	WR	WR	WR	WR	WR	WR	WR	WR	WR	WR	WR	WR	WR	WR	WR	13-12-0-0
Breaston	WR	WR	WR	P	P	P	P	P	*	WR	*	*	*	*	*	P	10-4-0-6
Brown	P	P	P	*I	P	P	P	P	P	RCB	P	P	P	P	P	CB	15-2-0-1
Cassel	QB	QB	QB	QB	QB	*I	P	QB	QB	QB	X	X	X	X	X	X	9-8-6-1
Charles	P	RB	RB	RB	RB	RB	RB	RB	RB	RB	RB	RB	RB	RB	RB	RB	16-15-0-0
Colquitt	P	P	P	P	P	P	P	P	P	P	P	P	P	P	P	P	16-0-0-0
Copper	P	P	P	P	P	P	P	P	P	P	P	P	P	P	P	IR	15-0-0-0
Cosby	--	--	--	--	--	--	--	--	--	PS	PS	PS	PS	PS	PS	PS	0-0-0-0
Daniels	P	P	P	P	P	P	P	P	P	X	P	P	P	P	P	P	15-0-1-0
DiMarco	PS	PS	PS	PS	PS	PS	PS	PS	PS	PS	PS	FB	FB	P	FB	FB	5-4-0-0
Dorsey	RDE	RDE	RDE	*I	*I	*I	*I	RDE	IR	IR	IR	IR	IR	IR	IR	IR	4-4-0-4
Draughn	P	P	P	P	P	P	P	P	P	P	P	P	P	P	P	P	16-0-0-0
Eachus	P	P	RB	P	P	P	P	*I	P	P	FB	P	*	*	*	*	11-2-0-5
Elam	FS	FS	FS	FS	FS	FS	P	P	P	S	FS	*I	*I	*I	*I	*I	12-7-0-4
Flowers	*I	LCB	LCB	LCB	LCB	LCB	LCB	LCB	LCB	LCB	LCB	LCB	LCB	LCB	LCB	LCB	15-15-0-1
Gafford	P	P	P	P	P	P	P	P	P	P	P	P	P	P	P	P	16-0-0-0
Gray	*	*	P	P	P	P	P	P	*	*	*	*	P	*I	P	P	10-0-0-6
Greenwood	P	P	P	P	P	P	P	P	P	P	P	P	P	P	P	P	16-0-0-0
Gumbs	--	--	--	--	--	--	--	--	--	--	--	--	PS	PS	PS	PS	0-0-0-0
Hali	NFL	OLB	OLB	OLB	OLB	OLB	OLB	OLB	OLB	OLB	OLB	OLB	OLB	OLB	OLB	OLB	15-15-0-0
Hartman	P	P	P	P	P	*	*	P	*	*	*	P	FS	P	P	S	11-2-0-5
Hemingway	PS	PS	PS	PS	PS	PS	PS	PS	PS	PS	PS	PS	PS	PS	PS	P	1-0-0-0
Hicks	--	--	--	--	--	--	--	--	--	--	--	--	--	--	--	--	0-0-0-0
Hillis	RB	RB	P	*I	*I	*I	P	P	P	P	P	P	P	P	P	P	13-2-0-3
Hochstein	--	--	--	P	P	P	P	P	P	C	P	P	*I	*I	*I	P	11-1-0-2
Houston	OLB	OLB	OLB	OLB	OLB	OLB	OLB	OLB	OLB	OLB	OLB	OLB	OLB	OLB	OLB	OLB	16-16-0-0
Hudson	C	C	C	IR	IR	IR	IR	IR	IR	IR	IR	IR	IR	IR	IR	IR	3-3-0-0
Jackson	LDE	LDE	LDE	LDE	LDE	LDE	LDE	LDE	LDE	LDE	LDE	LDE	LDE	LDE	LDE	*I	15-15-0-1
Johnson	RILB	RILB	RILB	RILB	RILB	RILB	RILB	RILB	RILB	RILB	RILB	RILB	RILB	RILB	RILB	RILB	16-16-0-0
Jones	P	P	P	P	P	P	P	P	P	P	P	P	P	P	P	P	16-0-0-0
Kehl	--	--	--	--	P	*	*	*	*	P	P	--	--	--	--	--	3-0-0-4
Lewis	*I	*I	*I	*I	*I	FS	FS	FS	FS	FS	FS	*I	*I	FS	FS	FS	9-9-0-7
Lilja	LG	LG	LG	C	C	C	C	C	*I	C	C	C	C	C	C	C	15-15-0-1
Long	PS	PS	PS	PS	PS	PS	PS	PS	PS	PS	PS	PS	PS	PS	PS	--	0-0-0-0
Maneri	*	*	P	TE	TE	TE	*I	TE	TE	P	P	TE	P	TE	TE	P	13-8-0-3
Mattison	--	--	--	*	--	*	*	*	P	P	*	X	X	X	P	P	4-0-2-6
McCarthy	IR	IR	IR	IR	IR	IR	IR	IR	IR	IR	IR	IR	IR	IR	IR	IR	0-0-0-0
McCluster	WR	P	P	WR	P	WR	WR	P	P	WR	P	P	P	P	P	WR	16-6-0-0
Menzie	IR	IR	IR	IR	IR	IR	IR	IR	IR	IR	IR	IR	IR	IR	IR	IR	0-0-0-0
Mims	PS	PS	PS	PS	PS	PS	PS	PS	PS	PS	PS	PS	PS	PS	PS	PS	0-0-0-0
Moeaki	TE	P	TE	TE	TE	TE	TE	TE	TE	TE	TE	TE	TE	*I	TE	TE	15-14-0-1
Newsome	PS	PS	PS	PS	PS	PS	PS	PS	PS	PS	P	P	WR	WR	P	P	6-2-0-0
O'Connell	P	P	*I	P	P	P	P	P	P	IR	IR	IR	IR	IR	IR	IR	8-0-0-1
Patterson	PS	PS	PSI	PSI	PSI	PSI	PSI	PSI	PSI	PSI	PSI	PSI	PSI	PSI	PSI	PSI	0-0-0-0
Pitoitua	P	P	RDE	*I	RDE	RDE	P	RDE	RDE	P	RDE	RDE	RDE	RDE	RDE	RDE	15-10-0-1
Poe	NT	NT	NT	NT	NT	NT	NT	NT	NT	NT	NT	NT	NT	NT	NT	NT	16-16-0-0
Powe	P	P	P	P	P	P	P	*	*	*	*	*	*	*	*	P	9-0-0-7
Quinn	X	X	X	X	P	QB	QB	*I	*I	P	QB	QB	QB	QB	QB	QB	10-8-4-2
Ranglin	--	--	PS	PS	PS	PS	PS	PS	PS	X	--	PS	PS	X	I	*I	0-0-3-1
Reeves	LCB	P	*I	--	--	--	--	--	--	--	--	--	--	--	--	--	2-1-0-1
Routt	RCB	RCB	RCB	RCB	RCB	RCB	RCB	*I	--	--	--	--	--	--	--	--	7-7-0-1
Rucker	IR	IR	IR	IR	IR	IR	IR	IR	IR	IR	IR	IR	IR	IR	IR	IR	0-0-0-0
Sheffield	P	P	--	--	--	--	--	--	--	--	--	--	--	--	--	--	2-0-0-0
Siler	P	P	P	P	P	P	P	P	P	P	P	LILB	LILB	LILB	LILB	P	16-4-0-0
Smith	--	--	--	--	--	--	--	--	P	P	P	P	P	P	P	P	8-0-0-0

	* BUF	* @ DET	* @ SD	* MIN	* @ IND	* @ OAK	* SD	X MIA	X DEN	* @ NE	* PIT	@ CHI	@ NYJ	* GB	* OAK	@ DEN	Reg. Season P-S-DNP-INA
Stanzi			*	*	*	X	*	X	X	*	*	*	*	*	*	*	0-0-3-13
Stephenson	P	P	P	P	P	P	P	TE	P	P	RT	LT	P	LT	LT	LT	16-7-0-0
Studebaker	OLB	P	P	P	P	P	P	P	P	P	P	P	P	P	P	P	16-1-0-0
Sturdivant	--	--	--	--	--	--	--	--	--	--	--	PS	PS	PS	PS	PS	0-0-0-0
Succop	P	P	P	P	P	P	P	P	P	P	P	P	P	P	P	P	16-0-0-0
Szymanski	--	--	--	--	--	--	--	--	--	--	PS	--	--	--	PS	PS	0-0-0-0
Tanney	IR	IR	IR	IR	IR	IR	IR	IR	IR	IR	IR	IR	IR	IR	IR	IR	0-0-0-0
Thorpe	PS	PS	PS	PS	P	PS	PS	PS	P	P	P	P	P	P	P	P	9-0-0-0
Toribio	*I	*I	*I	I	P	P	P	P	P	P	P	P	P	P	*	P	11-0-1-4
Waldron	--	--	--	--	--	--	--	--	--	--	--	--	PS	PS	PS	PS	0-0-0-0
Williams	--	--	--	--	--	--	--	--	--	--	--	--	P	P	P	P	4-0-0-0
Winston	RT	RT	RT	RT	RT	RT	RT	RT	RT	RG	RT	RT	RT	RT	RT	RT	16-16-0-0
Wylie	P	*I	*I	*I	*I	*I	*I	*I	P	P	*	*	*	P	P	WR	6-1-0-10

Key: P - Played; I - Injured/Did Not Play; IR - Injured Reserve; X - Did Not Play (Non-injury); * - Inactive;
 *I - Injured/On Inactive List; SUS - Team Suspension; # - Roster Exemption; -- - Not on Roster;
 NFL - NFL Suspension; PS - Practice Squad; Starters Denoted by Position.

2012 PLAYER PARTICIPATION (REG. SEASON)



PLAYER	GP	GS	INJ	PLAYER	GP	GS	INJ
Albert	13	11	3	Jones	16	0	0
Allen	16	13	0	Kehl	3	0	0
Arenas	16	9	0	Lewis	9	9	7
Asamoah	15	15	1	Lilja	15	15	1
Bailey	10	1	6	Long	0	0	0
Baldwin	15	7	1	Maneri	13	8	1
Belcher	11	10	0	Mattison	4	0	0
Bellamy	3	0	1	McCarthy	0	0	0
Berry	16	16	0	McCluster	16	6	0
Boss	2	2	14	Menzie	0	0	0
Bowe	13	12	3	Mims	0	0	0
Breaston	10	4	0	Moeaki	15	14	1
Brown	15	2	1	Newsome	6	2	0
Cassel	9	8	1	O'Connell	8	0	8
Charles	16	15	0	Patterson	0	0	16
Colquitt	16	0	0	Pitoitua	15	10	1
Copper	15	0	1	Poe	16	16	0
Cosby	0	0	0	Powe	9	0	0
Daniels	15	0	0	Quinn	10	8	2
DiMarco	5	4	0	Ranglin	0	0	2
Dorsey	4	4	12	Reeves	2	1	1
Draughn	16	0	0	Routt	7	7	1
Eachus	11	2	1	Rucker	0	0	16
Elam	12	7	4	Sheffield	2	0	0
Flowers	15	15	1	Siler	16	4	0
Gafford	16	0	0	Smith	8	0	0
Gray	10	0	1	Stanzi	0	0	0
Greenwood	16	0	0	Stephenson	16	7	0
Gumbs	0	0	0	Studebaker	16	1	0
Hali	15	15	0	Sturdivant	0	0	0
Hartman	11	2	0	Succop	16	0	0
Hemingway	1	0	0	Szymanski	0	0	0
Hicks	0	0	0	Tanney	0	0	16
Hillis	13	2	3	Thorpe	9	0	0
Hochstein	11	1	2	Toribio	11	9	4
Houston	16	16	0	Waldron	0	0	0
Hudson	3	3	13	Williams	4	0	0
Jackson	15	15	1	Winston	16	16	0
Johnson	16	16	0	Wylie	6	1	7

2012 CHIEFS GAME-BY-GAME STARTERS

OFFENSE

Date	Opponent	WR	LT	LG	C	RG	RT	TE	TE	WR	QB	RB
9/9	ATLANTA	Breaston	Albert	Lilja	Hudson	Asamoah	Winston	Boss	Moeaki	McCluster	Cassel	Hillis
9/16	@ Buffalo	Breaston	Albert	Lilja	Hudson	Asamoah	Winston	Boss	Hillis (RB)	Bowe	Cassel	Charles
9/23	@ New Orleans	Breaston	Albert	Lilja	Hudson	Asamoah	Winston	Moeaki	Eachus (RB)	Bowe	Cassel	Charles
9/30	SAN DIEGO	McCluster	Albert	Allen	Lilja	Asamoah	Winston	Moeaki	Maneri	Bowe	Cassel	Charles
10/7	BALTIMORE	Baldwin	Albert	Allen	Lilja	Asamoah	Winston	Moeaki	Maneri	Bowe	Cassel	Charles
10/14	@ Tampa Bay	McCluster	Albert	Allen	Lilja	Asamoah	Winston	Moeaki	Maneri	Bowe	Cassel	Charles
10/28	OAKLAND	Baldwin	Albert	Allen	Lilja	Asamoah	Winston	Moeaki	McCluster (WR)	Bowe	Quinn	Charles
11/1	@ San Diego	Stephenson (TE)	Albert	Allen	Lilja	Asamoah	Winston	Moeaki	Maneri	Bowe	Cassel	Charles
11/12	@ Pittsburgh	Baldwin	Albert	Allen	Lilja	Asamoah	Winston	Moeaki	Maneri	Bowe	Cassel	Charles
11/18	CINCINNATI	Breaston	Albert	Allen	Hochstein	Winston	Stephenson	Moeaki	McCluster (WR)	Bowe	Cassel	Charles
11/25	DENVER	Baldwin	Albert	Allen	Lilja	Asamoah	Winston	Moeaki	Eachus (FB)	Bowe	Quinn	Charles
12/2	CAROLINA	Bowe	Stephenson	Allen	Lilja	Asamoah	Winston	Moeaki	Maneri	DiMarco (RB)	Quinn	Charles
12/9	@ Cleveland	Baldwin	Albert	Allen	Lilja	Asamoah	Winston	Moeaki	DiMarco (FB)	Bowe	Quinn	Charles
12/16	@ Oakland	Baldwin	Stephenson	Allen	Lilja	Asamoah	Winston	Moeaki	Maneri	Newsome	Quinn	Charles
12/23	INDIANAPOLIS	Baldwin	Stephenson	Allen	Lilja	Asamoah	Winston	Maneri	DiMarco (FB)	Newsome	Quinn	Charles
12/30	@ Denver	Wylie	Stephenson	Allen	Lilja	Asamoah	Winston	Moeaki	DiMarco (FB)	McCluster	Quinn	Charles

DEFENSE

Date	Opponent	LE	NT	RE	LOLB	LILB	RILB	ROLB	LCB	RCB	SS	FS
9/9	ATLANTA	Jackson	Poe	Dorsey	Houston	Belcher	Johnson	Studebaker	Reeves	Routt	Berry	Elam
9/16	@ Buffalo	Jackson	Poe	Dorsey	Houston	Belcher	Johnson	Hali	Flowers	Routt	Berry	Elam
9/23	@ New Orleans	Jackson	Poe	Dorsey	Houston	Belcher	Johnson	Hali	Flowers	Routt	Berry	Elam
9/30	SAN DIEGO	Jackson	Poe	Pfoltuita	Houston	Belcher	Johnson	Hali	Flowers	Routt	Berry	Elam
10/7	BALTIMORE	Jackson	Poe	Bailey	Houston	Belcher	Johnson	Hali	Flowers	Routt	Berry	Elam
10/14	@ Tampa Bay	Jackson	Poe	Pfoltuita	Houston	Belcher	Johnson	Hali	Flowers	Routt	Berry	Lewis
10/28	OAKLAND	Jackson	Poe	Pfoltuita	Houston	Belcher	Johnson	Hali	Flowers	Routt	Berry	Lewis
11/1	@ San Diego	Jackson	Poe	Dorsey	Houston	Belcher	Johnson	Hali	Flowers	Arenas	Berry	Lewis
11/12	@ Pittsburgh	Jackson	Poe	Pfoltuita	Houston	Belcher	Johnson	Hali	Flowers	Arenas	Berry	Lewis
11/18	CINCINNATI	Jackson	Poe	Pfoltuita	Houston	Belcher	Johnson	Hali	Flowers	Arenas	Berry	Lewis
11/25	DENVER	Jackson	Poe	Elam (S)	Houston	Arenas (CB)	Johnson	Hali	Flowers	Brown	Berry	Lewis
12/2	CAROLINA	Jackson	Poe	Pfoltuita	Houston	Siler	Johnson	Hali	Flowers	Arenas	Berry	Lewis
12/9	@ Cleveland	Jackson	Poe	Pfoltuita	Houston	Siler	Johnson	Hali	Flowers	Arenas	Berry	Elam
12/16	@ Oakland	Jackson	Poe	Pfoltuita	Houston	Siler	Johnson	Hali	Flowers	Arenas	Berry	Lewis
12/23	INDIANAPOLIS	Jackson	Poe	Pfoltuita	Houston	Siler	Johnson	Hali	Flowers	Arenas	Berry	Lewis
12/30	@ Denver	Brown (CB)	Poe	Pfoltuita	Houston	Hartman (S)	Johnson	Hali	Flowers	Arenas	Berry	Lewis

2012 CHIEFS GAME-BY-GAME PASSING STATS

PASSING

Date	Opp.	Att.	Comp.	Yds.	Cmp%	Yds/Att.	Yds/Comp.	TD	INT	INT%	LG	Sack/Lost	Rating
9/9	ATLANTA	33	21	258	63.6%	7.82	12.29	1	3.0%	6.1%	24	3/17	72.5
9/16	@ Buffalo	42	23	301	54.8%	7.17	13.09	2	4.8%	2.4%	33†	5/29	83.5
9/23	@ New Orleans	44	26	248	59.1%	5.64	0	0.0%	1	2.3%	20	3/11	65.3
9/30	SAN DIEGO	42	24	251	57.1%	5.98	10.46	2	3	7.1%	29†	2/17	60.7
10/7	BALTIMORE	15	9	92	60.0%	6.13	10.22	0	0.0%	13.3%	26	0/0	38.1
10/14	@ Tampa Bay						Inactive/Head						
10/28	OAKLAND	30	20	218	66.7%	7.27	10.90	1	3.3%	3.3%	46	2/15	85.1
11/1	@ San Diego	29	19	181	65.5%	6.24	9.53	0	0.0%	3.4%	22	1/5	68.3
11/12	@ Pittsburgh	26	11	154	42.3%	5.92	14.00	0	0.0%	3.8%	38	2/6	46.0
11/18	CINCINNATI	16	8	93	50.0%	5.81	11.63	0	0.0%	0.0%	26	1/1	68.0
11/25	DENVER						Did Not Play						
12/2	CAROLINA						Did Not Play						
12/9	@ Cleveland						Did Not Play						
12/16	@ Oakland						Did Not Play						
12/23	INDIANAPOLIS						Did Not Play						
12/30	@ Denver						Did Not Play						
TOTALS		277	161	1796	58.1%	6.48	11.16	6	2.2%	4.3%	46	19/101	66.7

PASSING

Date	Opp.	Att.	Comp.	Yds.	Cmp%	Yds/Att.	Yds/Comp.	TD	INT	INT%	LG	Sack/Lost	Rating
9/9	ATLANTA						Did Not Play						
9/16	@ Buffalo						Did Not Play						
9/23	@ New Orleans						Did Not Play						
9/30	SAN DIEGO						Did Not Play						
10/7	BALTIMORE	2	2	32	100.0%	16.00	16.00	0	0.0%	0.0%	20	0/0	111.1
10/14	@ Tampa Bay	38	22	180	57.9%	4.74	8.18	0	0.0%	5.3%	19	0/0	48.1
10/28	OAKLAND	4	2	1	50.0%	0.25	0.50	0	0.0%	25.0%	5	1/7	16.7
11/1	@ San Diego						Inactive/Head						
11/12	@ Pittsburgh						Inactive/Head						
11/18	CINCINNATI	14	9	95	64.3%	6.79	10.56	0	0.0%	0.0%	20	3/16	83.9
11/25	DENVER	25	13	126	52.0%	5.04	9.69	0	0.0%	4.0%	21	2/10	49.8
12/2	CAROLINA	23	19	201	82.6%	8.74	10.58	2	8.7%	0.0%	34	1/4	132.1
12/9	@ Cleveland	21	10	159	47.6%	7.57	15.90	0	0.0%	4.8%	47	5/29	53.5
12/16	@ Oakland	32	18	136	56.3%	4.25	7.56	0	0.0%	3.1%	31	4/27	53.6
12/23	INDIANAPOLIS	22	10	162	45.5%	7.36	16.20	0	0.0%	9.1%	57	1/7	32.8
12/30	@ Denver	16	7	49	43.8%	3.06	7.00	0	0.0%	0.0%	16	4/23	51.3
TOTALS		197	112	1141	56.9%	5.79	10.19	2	1.0%	4.1%	57	21/123	60.1

2012 CHIEFS GAME-B-Y-GAME PASSING STATS

PASSING:

STANZI

Date	Opp.	Att.	Cmp.	Yds.	Cmp%	Yds/Att.	Yds/Comp.	TD	TD%	INT	INT%	LG	Sack/Lost	Rating
9/9	ATLANTA													
9/16	@ Buffalo						Inactive							
9/23	@ New Orleans						Inactive							
9/30	SAN DIEGO						Inactive							
10/7	BALTIMORE						Inactive							
10/14	@ Tampa Bay						Did Not Play							
10/28	OAKLAND						Inactive							
11/1	@ San Diego						Did Not Play							
11/12	@ Pittsburgh						Did Not Play							
11/18	CINCINNATI						Inactive							
11/25	DENVER						Inactive							
12/2	CAROLINA						Inactive							
12/9	@ Cleveland						Inactive							
12/16	@ Oakland						Inactive							
12/23	INDIANAPOLIS						Inactive							
12/30	@ Denver						Inactive							
TOTALS		0	0	0	0.0%	0.00	0.00	0	0.0%	0	0.0%	0	0/0	0

2012 INDIVIDUAL GAME-BY-GAME RECEIVING STATS

RECEIVING		MOEAKI			NEWSOME			O'CONNELL			WYLIE					
Date	Opponent	No.	Yds.	Avg.	LG	TD	No.	Yds.	Avg.	LG	TD	No.	Yds.	Avg.	LG	TD
9/9	ATLANTA	3	37	12.3	18	0						0	0	0.0	-	0
9/16	@ Buffalo	1	9	9.0	9	0	Practice Squad									
9/23	@ New Orleans	2	12	6.0	7	0	Practice Squad					0	0	0.0	-	0
9/30	SAN DIEGO	3	18	6.0	12	0	Practice Squad									
10/7	BALTIMORE	0	0	0.0	-	0	Practice Squad					0	0	0.0	-	0
10/14	@ Tampa Bay	1	18	18.0	18	0	Practice Squad									
10/28	OAKLAND	4	57	14.3	20	0	Practice Squad					3	18	6.0	11	0
11/1	@ San Diego	0	0	0.0	-	0	Practice Squad					0	0	0.0	-	0
11/12	@ Pittsburgh	3	68	22.7	38	0	Practice Squad					0	0	0.0	-	0
11/18	CINCINNATI	4	73	18.3	22	0	Practice Squad									
11/25	DENVER	2	40	20.0	21	0	Practice Squad									
12/2	CAROLINA	4	54	13.5	25	1	1	10	10.0	10	0					
12/9	@ Cleveland	1	10	10.0	10	0	1	4	4.0	4	0	Injured Reserve/Ankle				
12/16	@ Oakland	3	36	12.0	17	0	1	25	25.0	25	0	Injured Reserve/Ankle				
12/23	INDIANAPOLIS	3	36	12.0	17	0	1	6	6.0	6	0	Injured Reserve/Ankle	1	6	6.0	6
12/30	@ Denver	2	21	10.5	16	0	0	28	28.0	28	0	Injured Reserve/Ankle	3	36	12.0	16
							0	0	0.0	-	0	Injured Reserve/Ankle	2	11	5.5	6
	TOTALS	33	453	13.7	38	1	5	73	14.6	28	0	3	18	6.0	11	0
												6	53	8.8	16	0

2012 CHIEFS WEEK-BY-WEEK NFL RANKINGS



Date	Opponent	OFFENSE				DEFENSE			
		Total	Rush	Pass	*Points Scored	Total	Rush	Pass	*Points Scored
9/9	ATLANTA	7	5	13	T-14	20	15	28	T-28
9/16	@ Buffalo	5	5	10	T-26	T-21	27	18	T-31
9/23	@ New Orleans	1	1	16	17	16	T-22	12	28
9/30	SAN DIEGO	4	2	17	18	13	20	12	31
10/7	BALTIMORE	4	2	23	T-24	10	22	8	27
10/14	@ Tampa Bay	12	3	24	30	16	22	12	29
10/21	BYE	8	3	23	29	15	22	13	30
10/28	OAKLAND	12	3	22	T-29	18	23	11	29
11/1	@ San Diego	16	3	T-25	T-29	17	22	T-11	30
11/12	@ Pittsburgh	18	4	26	30	11	23	8	T-28
11/18	CINCINNATI	18	4	28	32	15	25	9	28
11/25	DENVER	21	4	29	32	16	24	10	27
12/2	CAROLINA	21	5	29	31	16	26	9	27
12/9	@ Cleveland	22	5	31	31	16	27	9	T-27
12/16	@ Oakland	25	7	31	32	18	27	7	25
12/23	INDIANAPOLIS	22	5	31	32	17	26	9	25
12/30	@ Denver	24	5	32	32	20	27	12	25

*Includes return scores.

2012 CHIEFS REGULAR SEASON RECORD WHEN...

At Home:	1-7	Producing individual 100-yard rusher:	2-5
On the Road:	1-7	Allowing individual 100-yard rusher:	0-5
In September:	1-3	Producing individual 300-yard passer:	0-1
In October:	0-3	Allowing individual 300-yard passer:	0-2
In November:	0-4	Producing individual 100-yard receiver:	0-2
In December/January:	1-4	Allowing individual 100-yard receiver:	1-3
Scoring first:	1-4	**Producing an ind. 100.0-rating passer:	1-0
Opponent score first:	1-10	**Allowing an ind. 100.0-rating passer:	1-6
Leading at halftime:	1-0		
Trailing at halftime:	1-12	Team scores 21 points or more:	2-1
Tied at halftime:	0-2	Team scores fewer than 21 points:	0-13
Leading after three quarters:	1-0	Opponent scores 21 points or more:	2-9
Trailing after three quarters:	1-13	Opponent scores fewer than 21 points:	0-5
Tied after three quarters:	0-1		
Positive turnover ratio:	0-1	Outdoors:	1-14
Negative turnover ratio:	1-9	Indoors:	1-0
Turnover ratio +2 or more:	0-0	Day games:	2-12
Turnover ratio +1:	0-1	Night games:	0-2
Turnover ratio even:	1-4	Natural grass:	1-13
Turnover ratio -1:	0-2	Artificial surface:	1-1
Turnover ratio -2 or more:	1-7		
		*Vs. teams with winning record at time:	0-6
		*Vs. teams with losing record at time:	2-7
		*Vs. teams with .500 record at time:	0-0

**Need minimum of 20 attempts to qualify

*Reflects opponents' record at time of game

2012 GAME SUMMARIES



GAME 1

Falcons 40, Chiefs 24

September 9, 2012 • Arrowhead Stadium • 71,180



ATLANTA	10	10	14	6	—	40
KANSAS CITY	3	14	0	7	—	24

The Kansas City Chiefs started opening day without four defensive starters against a high-flying offensive attack from the Atlanta Falcons. The Chiefs ended up falling to the Falcons 40-24.

The Falcons got into the end zone first when WR Julio Jones caught a short pass from QB Matt Ryan with 8:56 left in the first quarter. K Matt Bryant's extra point was good putting Atlanta on the board 7-0.

The Chiefs pushed their way down the field in just over four minutes. WR Dwayne Bowe recorded his first reception of the game, hauling in a 23-yard pass from QB Matt Cassel. K Ryan Succop's 39-yard field goal made the score 7-3 with 4:06 left in the first.

On the ensuing kickoff, Atlanta's RB Jacquizz Rodgers returned the kick for 77 yards before being pushed out of bounds at the Kansas City 24-yard line. The Chiefs defense put up a fight and the Falcons were forced to kick a 34-yard field goal from Bryant.

On the eighth play of the Chiefs next drive, Bowe caught a pass from Cassel for a 21-yard gain. Once again, Bowe set his team up to score as TE Kevin Boss caught a 22-yard touchdown down the middle of the field. Succop's extra point was good tying the game at 10-10 with 11:45 left in the second quarter.

The Falcons responded quickly with their own touchdown as Jones caught a 14-yard pass from Ryan. Bryant's extra point was good as the Falcons took back the lead 17-10 with 7:48 left in the second.

On the Chiefs first play of the next possession RB Jamaal Charles blasted by defenders, running the ball 46 yards. As the Chiefs made their way towards the end zone, Cassel took matters into his own hands and ran for a five-yard touchdown, tying the game at 17-17 with 3:38 left to play in the first half.

LB Justin Houston had his first sack of the season, as he dropped Ryan on the Chiefs 10-yard line with 1:14 left in the second quarter. The Chiefs defense held strong, keeping the Falcons out of the end zone. Bryant was forced to kick a 21-yard field goal giving the Falcons a three-point lead, 20-17 at the end of the first half.

In the third quarter the Falcons made their way to the five-yard line when Ryan scrambled right and ran in the end zone with 4:54 left in the third quarter. Bryant's extra point increased Atlanta's lead to 27-17.

TE Tony Gonzalez was playing as a visitor of Arrowhead for the first time after a 12-year career with the Chiefs. Gonzalez registered a seven-yard touchdown reception late in the third quarter following a sack-and-strip of Cassel at the Kansas City six-yard line. After the score, the Falcons extended their lead to 34-17 with 3:56 left in the third quarter.

Early in the fourth quarter, Bryant's 30-yard field goal made the score 37-17. Later, with 10:44 left in the game, the Falcons hit another field goal from Bryant for 41 yards pushing the score to 40-17.

With 0:09 left in the game, RB Shaun Draughn ran up the middle and into the end zone for a four-yard touchdown. Succop's extra point was good making the final score 40-24.

- ATL — Jones, 8-yard pass from Ryan (Bryant kick) (12-80, 6:09)
- KC — Succop, 39-yard field goal (11-56, 4:49)
- ATL — Bryant, 24-yard field goal (4-8, 2:05)
- KC — Boss, 22-yard pass from Cassel (Succop kick) (9-76, 5:18)
- ATL — Jones, 14-yard pass from Ryan (Bryant kick) (8-73, 3:51)
- KC — Cassel, 5-yard run (Succop kick) (8-80, 4:10)
- ATL — Bryant, 21-yd field goal (11-77, 3:28)
- ATL — Ryan, 5-yard run (Bryant kick) (9-70, 4:13)
- ATL — Gonzalez, 7-yard pass from Ryan (Bryant kick) (1-7, 0:06)
- ATL — Bryant, 30-yard field goal (5-31, 2:07)
- ATL — Bryant, 41-yard field goal (4-8, 2:04)
- KC — Draughn, 4-yard run (Succop kick) (11-73, 2:56)

Team Statistics	Falcons	Chiefs
First Downs	21	22
Total Net Yards	376	493
Rushes/Net Yards	23/84	33/152
Net Passing	292	241
Pass Attempts/Completions	31/23	33/21
Had Intercepted	0	2
Times Sacked/Yards	1.0/7.0	3.0/17.0
Punts/Average	1/52.0	1/47.0
Penalties/Yards	2/12	2/25
Fumbles/Lost	1/0	1/1
Possession Time	28:05	31:55

RUSHING

- KC — Charles 16-87; Draughn 6-29, TD; Cassel 4-20, TD; Hillis 7-16.
- ATL — Turner 11-32; Ryan 3-25, TD; Rodgers 7-22; Snelling 2-5.

RECEIVING

- KC — McCluster 6-82; Bowe 3-53; Moeaki 3-37; Hillis 3-8; Boss 2-36, TD; Breaston 2-30; Draughn 2-12.
- ATL — Jones 6-108, 2 TDs; White 6-87; Gonzalez 5-53, TD; Douglas 3-32; Rodgers 2-13; Palmer 1-6.

PASSING

- KC — Cassel 21-33-258, TD, 2 INTs.
- ATL — Ryan 23-31-299, 3 TDs, 0 INTs.

INTERCEPTIONS

- KC — None.
- ATL — Nicholas 1-3; Moore 1-2.

SACKS

- KC — Houston 1.0.
- ATL — Abraham 1.0; Babiniaux 1.0; Weatherspoon 1.0.

FIELD GOALS

- KC — Succop (39) 40RU.
- ATL — Bryant (34) (21) (30) (41).



TE Kevin Boss grabbed a 22-yard touchdown pass for his first reception as a member of the Chiefs.



GAME 2

Bills 35, Chiefs 17

September 16, 2012 • Ralph Wilson Stadium • 69,402



KANSAS CITY	0	0	3	14	—	17
BUFFALO	7	14	14	0	—	35

For the first time since 2005, the Kansas City Chiefs were visitors at Ralph Wilson Stadium in Orchard Park, N.Y. battling against the Buffalo Bills. Both teams were fighting for a critical early season victory and the Bills ended up with a 35-17 win.

In the first quarter, RB C.J. Spiller ran for a 17-yard touchdown and Buffalo jumped to a quick lead in just under six minutes. K Rian Lindell's extra point was good making the score 7-0 with 2:01 left in the first quarter.

In the second quarter Spiller's second touchdown of the game was for five-yards from QB Ryan Fitzpatrick with 12:29 left in the first half an dpushing the lead to 14-0.

Late in the second quarter, after six plays and 43 yards the Bills were at Kansas City's 10-yard line when TE Scott Chandler caught a pass from Fitzpatrick for a touchdown. Lindell's kick increased the Bills lead to 21-0 with 3:29 left in the first half.

In the second half, K Ryan Succop made a 33-yard field goal with 7:32 left in the third quarter putting the Chiefs on the board 21-3.

Bills WR Steve Johnson caught a 49-yard pass from Fitzpatrick and made his way to the endzone for a touchdown. Lindell kicked the extra point advancing the score 28-3 with 5:35 left in the third quarter.

With less than four minutes left in the third quarter Leodis McKelvin ran 88-yards on a punt return for a touchdown extending the Bill lead to 35-3.

In the fourth quarter, WR Dwayne Bowe caught a 33-yard pass from Cassel for a touchdown. Succop with the extra point made the score 35-10.

The second touchdown reception for Bowe was near the end of the fourth quarter for a two-yard touchdown making the score 35-17 with 1:10 left in the game.

GAME NOTES

- WR Dwayne Bowe his 14th-career 100-plus receiving yard game and his eighth-career multi-touchdown game. His 102 yards gives him 5,082 career receiving yards, making him the seventh player in Chiefs history to surpass the 5,000-yard career receiving mark. He reached the 5,000-yard mark in 77 games, the fastest of any player in team history.
- QB Matt Cassel recorded his seventh-career 300-yard passing game. He also eclipsed the 12,000-yard passing mark for his NFL career. He now has 12,258 career passing yards.

- BUF — Spiller, 17-yard run (Lindell kick) (11-84, 5:52)
- BUF — Spiller, 5-yard run (Lindell kick) (7-67, 2:55)
- BUF — Chandler 10-yard pass from Fitzpatrick (Lindell kick) (6-43, 3:29)
- KC — Succop, 33-yard field goal (7-23, 3:33)
- BUF — Johnson, 49-yard pass from Fitzpatrick (Lindell kick) (4-80, 1:57)
- BUF — McKelvin, 88-yard punt return (Lindell kick)
- KC — Bowe, 33-yard pass from Cassel (Succop kick) (5-80, 2:13)
- KC — Bowe, 2-yard pass from Cassel (Succop kick) (9-83, 2:51)

Team Statistics	Bills	Chiefs
First Downs.....	15	25
Total Net Yards.....	379	422
Rushes/Net Yards.....	36/201	24/150
Net Passing.....	178	272
Pass Attempts/Completions.....	19/10	42/23
Had Intercepted.....	0	1
Times Sacked/Yards.....	0.0/0.0	5.0/29.0
Punts/Average.....	7/49.9	7/44.7
Penalties/Yards.....	5/50	4/33
Fumbles/Lost.....	1/0	3/2
Possession Time.....	29:21	30:39

RUSHING

- KC — Hillis 11-66; Draughn 5-56; Cassel 2-25; Charles 6-3.
- BUF — Spiller 15-123, 2 TDs; Choice 8-37; Fitzpatrick 4-34; White 5-11; Smith 2-5; Thigpen 1-(-1); Dickerson 1-(-8).

RECEIVING

- KC — Bowe 8-102, 2 TDs; McCluster 4-32; Baldwin 3-62; Charles 3-19; Hillis 2-25; Boss 1-29; Draughn 1-23; Moeaki 1-9.
- BUF — Spiller 3-47; Johnson 2-56, TD; Chandler 2-53, TD; Smith 1-16; Graham 1-7; Jones 1-(-1).

PASSING

- KC — Cassel 23-42-301, 2 TDs, INT.
- BUF — Fitzpatrick 10-19-178, 2 TDs.

INTERCEPTIONS

- KC — None.
- BUF — Byrd 1-0.

SACKS

- KC — None.
- BUF — K. Williams 2.0; Carrington 1.0; Dareus 1.0; Sheppard 1.0; M. Williams 1.0.

FIELD GOALS

- KC — (33).
- BUF — None.



For the second time in as many weeks, LB Derrick Johnson led all Chiefs players with nine tackles (seven solo).



GAME 3

Chiefs 27, Saints 24 OT

September 23, 2012 • Mercedes-Benz Superdome • 72,226



KANSAS CITY	3	3	7	11	3	—	27
NEW ORLEANS	7	3	14	0	0	—	24

The Chiefs overcame an 18-point second-half deficit and scored the final 21 points of the contest to beat the Saints 27-24 in overtime to register the club's first win of the 2012 season.

Led by RB Jamaal Charles' 33 carries for 233 yards on offense, the team gained 510 total net yards on 92 offensive plays.

The Chiefs defense dialed up the pressure on the Saints offense as well. LB Justin Houston recorded 3.0 sacks and a safety of QB Drew Brees while CB Stanford Routt registered the Chiefs first interception of the season.

On special teams, it was K Ryan Succop's day as he set a new club record for most field goals made in a game by converting all six attempts. He added a PAT to account for 19 of the club's 27 points.

The Chiefs defense gave up a touchdown on the game's opening drive, but two first-half field goals from Succop (25 and 45 yards) made the score 10-6 in favor of the Saints at half.

After a Chiefs fumble, it took five plays before Brees found TE Jimmy Graham for a one-yard touchdown pass to go up 17-6.

After exchanging punts, QB Matt Cassel's pass intended for WR Steve Breaston was intercepted by CB Jabari Greer and returned 28 yards to the Chiefs seventh yard line. Two plays later, Brees found former Chiefs FB Jed Collins for a six-yard touchdown to go up 24-6 with just over five minutes left in the third quarter.

Down 18 points late in the third, Charles busted outside on the first play of the ensuing drive and scampered 91 yards for a touchdown to lift the Chiefs and make the score 24-13. The run was the longest of Charles' career and was the longest rush from scrimmage in team history.

With the Saints moving the ball down the field, Brees' pass was intercepted by Routt at the goal line, giving the Chiefs possession again. Succop converted a 34-yard field goal to open the fourth quarter, cutting the lead to 24-16.

After forcing a Saints punt, the offense again set Succop up and he knocked a 38-yard field goal through the uprights to make the score 24-19.

After trading punts the defense turned in a game-changing play. On second-and-12 from the seven-yard line, Houston dropped Brees in the end zone for a safety to make the score 24-21 with 5:33 left to play in the game. The Chiefs regained possession after the free kick following the safety.

Facing third-and-10, Cassel got flushed from the pocket, turned his back to the defense and scrambled, eventually finding WR Jon Baldwin for 11 yards to keep the drive moving. Facing fourth-and-five near midfield, Cassel found WR Dwayne Bowe for seven yards and a first down.

With time winding down, the offense put Succop in position for his fifth field goal of the day from 43 yards out to tie the game at 24-24, forcing overtime.

The Chiefs received the ball to open overtime but could not get anything going offensively. P Dustin Colquitt pinned New Orleans at its own three-yard line. The Chiefs defense forced a three-and-out and took possession after a Saints punt.

Facing fourth-and-inches, the Chiefs handed the ball to Charles, who got three yards and the first down. Four straight runs moved the Chiefs to the New Orleans 13-yard line and the Chiefs took a timeout before trotting Succop on the field for his sixth field goal attempt of the day.

As teammates stood arm-in-arm on the sideline, Succop's 31-yard kick split the uprights to give the Chiefs their initial victory of the season.

- NO — Moore, 9-yard pass from Brees (Hartley kick) (6-83, 2:42).
- KC — Succop, 25-yard field goal (14-82, 7:27).
- NO — Hartley, 40-yard field goal (10-65, 4:56).
- KC — Succop, 45-yard field goal (5-18, 1:34).
- NO — Graham, 1-yard pass from Brees (Hartley kick) (5-19, 1:41).
- NO — Collins, 6-yard pass from Brees (Hartley kick) (2-7, 0:45).
- KC — Charles, 91-yard run (Succop kick) (1-91, 0:18).
- KC — Succop, 34-yard field goal (8-52, 3:48).
- KC — Succop, 38-yard field goal (9-50, 3:32).
- KC — Houston sacked Brees in end zone for safety.
- KC — Succop, 43-yard field goal (13-37, 5:30).
- KC — Succop, 31-yard field goal (12-40, 5:19).

Team Statistics	Saints	Chiefs
First Downs	14	27
Total Net Yards	288	510
Rushes/Net Yards	19/83	45/273
Net Passing	205	237
Pass Attempts/Completions	36/20	44/26
Had Intercepted	1	1
Times Sacked/Yards	4.0/35.0	3.0/11.0
Punts/Average	6/55.8	5/41.6
Penalties/Yards	4/45	6/40
Fumbles/Lost	0/0	2/2
Possession Time	26:01	42:32

RUSHING

- KC — Charles 33-233, TD; Draughn 7-22; Hillis 3-11; McCluster 1-5; Cassel 1-2.
- NO — Sproles 7-62; Thomas 6-11; Ingram 5-11; Brees 1-(-1).

RECEIVING

- KC — Bowe 7-79; Charles 6-55; Baldwin 3-36; McCluster 3-28; Draughn 3-26; Moeaki 2-12; Maneri 1-10; Breaston 1-2.
- NO — Moore 4-70, TD; Thomas 4-55; Henderson 4-53; Graham 4-16, TD; Colston 3-40; Collins 1-6, TD.

PASSING

- KC — Cassel 26-44-248, 1 INT.
- NO — Brees 20-36-240, 3 TDs, 1 INT.

INTERCEPTIONS

- KC — Routt 1-32.
- NO — Greer 1-28.

SACKS

- KC — Houston 3.0; Johnson 1.0.
- NO — Galette 2.0; Smith 1.0.

FIELD GOALS

- KC — Succop (25) (45) (34) (38) (43) (31).
- NO — Hartley (40) 38WR.



RB Jamaal Charles rushed for 233 yards, the second-best single-game total in franchise history.



GAME 4

Chargers 37, Chiefs 20

September 30, 2012 • Arrowhead Stadium • 69,979



SAN DIEGO	17	10	0	10	—	37
KANSAS CITY	0	6	7	7	—	20

Coming off an overtime win at New Orleans, the Chiefs were in position to tie for first place in the AFC West with a win vs. San Diego after starting the season 0-2. The Chiefs could not overcome six turnovers as the Chargers capitalized with 24 points off turnovers in the contest.

San Diego scored a touchdown on the opening drive of the game, covering 76 yards, including taking advantage of two defensive pass interference penalties on S Eric Berry. QB Philip Rivers found WR Eddie Royal for a four-yard touchdown to cap the drive.

The turnover problems began early for the Chiefs as San Diego S Eric Weddle intercepted a QB Matt Cassel pass on the Chiefs third play from scrimmage, eventually setting up a 24-yard K Nick Novak field goal.

Down 10-0, the Chiefs suffered a false start penalty and on 1st-and-15, RB Jamaal Charles fumbled and it was recovered by San Diego at the Kansas City five-yard line. Two plays later, former Chiefs RB Jackie Battle, dove in from one yard out to put the Chargers up 17-0 with 5:28 left in the first quarter.

The Chargers would add a 47-yard field goal from Novak to go up 20-0 with 8:09 left in the first half. The two teams traded turnovers as Charles had the ball stripped and San Diego recovered at the Kansas City 28-yard line. Facing 3rd-and-5, Rivers' pass for WR Robert Meachem was intercepted by CB Brandon Flowers at the Kansas City 14-yard line.

After the interception, Cassel found WR Dwayne Bowe for completions of 13 and 15 yards. On 1st-and-10 from the Chargers 37-yard line, Charles started off the right edge, but cut back when the right side closed up. He reversed field and sprinted up the left sideline, diving and reaching inside the pylon for the touchdown to put the Chiefs on the board. Lined up for the PAT, a bad snap forced P Dustin Colquitt to throw a pass that was intercepted and downed in the end zone, making the score 20-6 with 5:09 left in the first half.

After forcing a San Diego punt, the Chiefs offense took over again. Cassel's pass on 2nd-and-15 was intercepted by San Diego LB Donald Butler and returned 21 yards for a touchdown to put the Chargers up 27-6 with 2:51 left in the first half.

On the Chiefs next drive, the offense was moving the ball down the field in the two minute drill. On 1st-and-10 from the San Diego 22-yard line, Cassel's pass for WR Dexter McCluster was intercepted by CB Antoine Cason, ending the Chiefs scoring threat.

To open the third quarter, Cassel found WR Jon Baldwin for 25 yards and hit RB Shaun Draughn for 18 yards before hitting Charles out of the backfield for a 13-yard touchdown to make the score 27-13.

The teams traded punts to end the third quarter. Three plays into the fourth quarter, Draughn fumbled the ball after picking up eight yards with San Diego recovering near midfield.

Rivers would lead the Chargers into the red zone, putting another touchdown on the board with a four-yard pass to Battle.

The Chiefs answered with a touchdown drive of their own, capped by a 29-yard touchdown pass from Cassel to Bowe to make the score 34-20 with 5:29 left in the game.

San Diego added a 45-yard field goal from Novak to close out the game by a 37-20 final.

- SD — Royal, 4-yard pass from Rivers (Novak kick) (9-76, 4:56)
- SD — Novak, 23-yard field goal (5-22, 2:13)
- SD — Battle, 1-yard run (Novak kick) (2-5, 0:44)
- SD — Novak, 47-yard field goal (6-42, 3:47)
- KC — Charles, 37-yard run (pass failed) (5-85, 2:19)
- SD — Butler, 21-yard interception return (Novak kick)
- KC — Charles, 13-yard pass from Cassel (Succop kick) (13-80, 6:20)
- SD — Battle, 4-yard pass from Rivers (Novak kick) (9-49, 5:31)
- KC — Bowe, 29-yard pass from Cassel (Succop kick) (7-71, 2:25)
- SD — Novak, 45-yard field goal (9-53, 3:33)

Team Statistics	Chargers	Chiefs
First Downs	19	25
Total Net Yards	293	349
Rushes/Net Yards	34/104	22/115
Net Passing	189	234
Pass Attempts/Completions	23/18	42/24
Had Intercepted	1	3
Times Sacked/Yards	3.0/20.0	2.0/17.0
Punts/Average	5/53.8	4/51.3
Penalties/Yards	7/75	9/80
Fumbles/Lost	2/0	4/3
Possession Time	33:52	26:08

RUSHING

- KC — Charles 17-88, TD; Gray 1-15; Draughn 4-12.
- SD — Mathews 14-61; Battle 15-39, TD; McClain 2-4; Rivers 3-0.

RECEIVING

- KC — Bowe 7-108, TD; Baldwin 4-50; Draughn 4-34; Charles 3-23, TD; Moeaki 3-18, Breaston 1-12; McCluster 2-6.
- SD — Gates 3-59; Brown 3-50; Battle 4-42, TD; Floyd 2-23; Mathews 2-21; Royal 3-16, TD; McClain 1(-2).

PASSING

- KC — Cassel 24-42-251, TD, 3 INTs.
- SD — Rivers 18-23-209, 2 TDs, INT.

INTERCEPTIONS

- KC — Flowers 1-1.
- SD — Cason 1-31; Butler 1-21, TD; Weddle 1-21.

SACKS

- KC — Pitoitua 2.0; Hali 1.0.
- SD — Phillips 1.0; Butler 0.5; English 0.5.

FIELD GOALS

- KC — None.
- SD — Novak (24) (47) (45).



RB Jamaal Charles dives for one of his two touchdowns against the Chargers.



GAME 5

Ravens 9, Chiefs 6

October 7, 2012 • Arrowhead Stadium • 68,803



BALTIMORE	3	0	6	0	—	9
KANSAS CITY	0	3	0	3	—	6

In what turned out to be a game dominated by strong defense, the Chiefs fell to the Baltimore Ravens by a final of 9-6 at Arrowhead Stadium.

Kansas City held Baltimore to 298 net yards of offense, the lowest mark since the Ravens had 284 net yards vs. Cleveland on Dec. 24, 2011. The Chiefs defense also did not allow the Ravens into the end zone, the first time Baltimore has been held without a touchdown since a 17-15 loss vs. Indianapolis on Nov. 22, 2009.

RB Jamaal Charles led the Chiefs attack as he registered 30 carries for 140 yards (4.7 avg.), his second game of the season with more than 100 rushing yards. Kansas City gained 214 rushing yards.

Neither offense could get into rhythm early as the teams traded punts to open the game. The Ravens were first to get on the board as RB Ray Rice reeled off a 37-yard run after Baltimore took possession on a Chiefs fumble. After the Ravens' drive stalled, K Justin Tucker booted a 28-yard field goal to go up 3-0 with 1:21 left in the first quarter.

The two teams traded punts again to start the second quarter. The Chiefs seemed poised to drive into the end zone as they reached first-and-goal at the seven-yard line. A penalty on first down followed by two negative rushing plays eventually set up a 30-yard K Ryan Succop field goal to tie the game at 3-3 with 2:48 left in the first half.

The score remained locked at 3-3 at the intermission. To start the third quarter, WR Terrance Copper forced a WR Deonte Thompson fumble on the kickoff and LB Edgar Jones jumped on the ball. Starting at the Baltimore 29-yard line, the Chiefs marched to the one-yard line after a defensive pass interference on Baltimore. On first-and-goal from the one-yard line, QB Matt Cassel fumbled the exchange with C Ryan Lilja and Baltimore recovered.

Ravens QB Joe Flacco found WR Anquan Boldin for 43 yards and then Rice rushed for 26 yards to put Baltimore in the red zone. Tucker booted a 26-yard field goal to go up 6-3 with 8:00 left in the third quarter.

CB Brandon Flowers grabbed an interception of Flacco and returned it 29 yards, but two plays later, QB Matt Cassel's pass for WR Dwayne Bowe was tipped and intercepted by Baltimore CB Cary Williams.

Flacco found FB Vonta Leach for 18 yards and then hit WR Torrey Smith for 26 yards to the Kansas City 26-yard line. On third-and-10 at the 14-yard line, LB Justin Houston sacked Flacco for a seven-yard loss, forcing a 39-yard Tucker field goal to put the Ravens up 9-3 at the end of the third quarter.

The teams traded punts to start the fourth quarter. Taking over on their own 30-yard line, Cassel completed a 16-yard pass to Charles, but suffered a head injury on the play. QB Brady Quinn entered the game and found WR Dwayne Bowe on third-and-seven for 20 yards. Kansas City's drive stalled after a 15-yard touchdown pass was called back due to penalty, and Succop connected on a 31-yard field goal to make the score 9-6 with 4:31 left in the game.

Facing third-and-15 on their next possession, Flacco scrambled up the middle for 16 yards and a first down, essentially sealing the three-point victory for Baltimore as they were able to run out the clock.

- BAL — Tucker, 28-yard field goal (6-32, 1:49).
- KC — Succop, 30-yard field goal (13-53, 6:13).
- BAL — Tucker, 26-yard field goal (7-80, 3:41).
- BAL — Tucker, 39-yard field goal (9-56, 3:48).
- KC — Succop, 31-yard field goal (11-57, 5:44).

Team Statistics	Ravens	Chiefs
First Downs	15	19
Total Net Yards	298	338
Rushes/Net Yards	24/133	51/214
Net Passing	165	124
Pass Attempts/Completions	27/13	17/11
Had Intercepted	1	2
Times Sacked/Yards	4.0/22.0	0.0/0.0
Punts/Average	5/46.4	5/47.2
Penalties/Yards	5/33	8/60
Fumbles/Lost	1/1	3/2
Possession Time	25:50	34:10

RUSHING

- KC — Charles 31-140; Draughn 12-40; Gray 4-20; Cassel 4-14.
- BAL — Rice 17-102; Flacco 3-14; Pierce 2-13; Leach 1-4; Allen 1-0.

RECEIVING

- KC — Bowe 6-60; Charles 2-21; Baldwin 1-26; Gray 1-12; Draughn 1-5.
- BAL — Boldin 4-82; Smith 3-38; Pitta 3-22; Leach 1-18; Rice 1-16; Dickson 1-11.

PASSING

- KC — Cassel 9-15-92, 0 TDs, 2 INTs. Quinn 2-2-32, 0 TDs, 0 INTs.
- BAL — Flacco 13-27-187, 0 TDs, 0 INTs.

INTERCEPTIONS

- KC — Flowers 1-29.
- BAL — Webb 1-8; Williams 1-1.

SACKS

- KC — Hali 2.0; Houston 2.0.
- BAL — None.

FIELD GOALS

- KC — Succop (30) (31).
- BAL — Tucker (28) (26) (39).



CB Brandon Flowers recorded his second interception of the year and returned it 29 yards.



GAME 6

Buccaneers 38, Chiefs 10

October 14, 2012 • Raymond James Stadium • 46,500



KANSAS CITY	0	3	0	7	—	10
TAMPA BAY	7	0	14	17	—	38

With QB Matt Cassel sidelined by a concussion suffered against Baltimore (10/7), QB Brady Quinn made his first start as a member of the Chiefs against the Buccaneers — his first NFL start since Dec. 20, 2009 as a member of the Browns.

On Tampa Bay's first possession of the game, LB Justin Houston recorded his first career interception, stepping in front of a QB Josh Freeman pass and returning it 32 yards.

The Chiefs offense successfully moved the ball down the field as Quinn found WR Dexter McCluster for 12 yards on 3rd-and-8 to keep the drive alive. As the Chiefs neared the end zone, Quinn's pass for TE Steve Maneri was tipped and Tampa Bay S Mark Barron was there to take advantage of the tipped pass, returning it 12 yards to the Buccaneers 19-yard line.

After the interception, the two teams exchanged punts. After P Dustin Colquitt booted a 62-yard punt, Tampa Bay QB Josh Freeman used a quick strike to find WR Mike Williams for a 62-yard touchdown to put the Buccaneers up 7-0 with 18 seconds left in the first quarter.

With a 19-yard completion to RB Nate Eachus from Quinn and a two-yard rush from RB Shaun Draughn on fourth-and-one, the Chiefs moved the ball to the Tampa Bay 21-yard line. Stopped on 3rd-and-6, K Ryan Succop converted a 38-yard field goal to make the score 7-3 early in the second quarter. It was Succop's 10th-consecutive field goal of the season.

As time was running short in the first half, the Buccaneers attempted a 55-yard field goal to extend their lead, but K Connor Barth's attempt ricocheted off the left upright. Tampa Bay maintained its four point lead going into the intermission.

Tampa Bay started with the ball to open the second half and wasted little time augmenting its lead. Freeman connected on four consecutive passes, including a 42-yard strike to RB Doug Martin, followed by a 19-yard touchdown pass to WR Vincent Jackson, putting the Buccaneers on top 14-3.

On the Chiefs following possession, Kansas City was moving the ball down the field as Quinn hit TE Tony Moeaki for 18 yards and then found TE Steve Maneri for 19 yards. On 3rd-and-5, Quinn threw for McCluster, but the ball was tipped and Buccaneers DB Ronde Barber grabbed the ball just inches from the ground and returned it 78 yards for a touchdown, putting the Buccaneers up 21-3 with just over nine minutes remaining in the third quarter.

To open the fourth quarter, the Chiefs defense had Tampa Bay pinned deep in its own territory. With the Buccaneers set to punt on 4th-and-6 from their own 18-yard line, Draughn burst through the line and blocked P Michael Koenen's punt at the goal line. Koenen recovered the punt and had Draughn in his face. Koenen fumbled the ball into the waiting arms of Chiefs LB Edgar Jones who recovered at the 11-yard line and then dove into the end zone for the special teams score. The touchdown marked the only other points for the Chiefs, making the score 21-10 with 14 minutes left in the game.

After the Chiefs touchdown, the Buccaneers answered with three more scores. Barth booted a 27-yard field goal to go up 24-10. Jackson grabbed his second touchdown pass from Freeman as the two connected for a 17-yard scoring strike, effectively putting the game out of reach. RB LeGarrette Blount added a 12-yard rushing touchdown with just under two minutes left in the game to give the Buccaneers the 38-10 victory.

- TB — Williams, 62-yard pass from Freeman (Barth kick) (1-62, 0:12).
- KC — Succop, 38-yard field goal (15-59, 7:33).
- TB — Jackson, 19-yard pass from Freeman (Barth kick) (4-80, 2:14).
- TB — Barber, 78-yard interception return (Barth kick).
- KC — Jones, 11-yard fumble return (Succop kick).
- TB — Barth, 27-yard field goal (7-69, 3:27)
- TB — Jackson, 17-yard pass from Freeman (Barth kick) (5-85, 2:46)
- TB — Blount, 12-yard run (Barth kick) (5-53, 2:41).

Team Statistics	Buccaneers	Chiefs
First Downs	19	15
Total Net Yards	463	260
Rushes/Net Yards	24/145	30/80
Net Passing	318	180
Pass Attempts/Completions	26/15	38/22
Had Intercepted	1	2
Times Sacked/Yards	1.0/10.0	0.0/0.0
Punts/Average	3/35.3	6/46.0
Penalties/Yards	6/33	7/55
Fumbles/Lost	2/1	0/0
Possession Time	26:49	33:11

RUSHING

- KC — Charles 12-40; Eachus 5-18; Draughn 11-11; Quinn 2-11.
- TB — Martin 13-76; Blount 7-58, TD; Ware 1-6; Freeman 3-5.

RECEIVING

- KC — McCluster 6-39; Maneri 4-41; Bowe 3-25; Draughn 3-12; Baldwin 2-19; Charles 2-7; Eachus 1-19; Moeaki 1-18.
- TB — Williams 4-113, TD; Jackson 4-66, 2 TDs; Underwood 2-68; Martin 2-55; Ware 2-10; Lorig 1-16.

PASSING

- KC — Quinn 22-38-180, 2 INTs.
- TB — Freeman 15-26-328, 3 TDs, INT.

INTERCEPTIONS

- KC — Houston 1-32.
- TB — Barber 1-78, TD; Barron 1-12.

SACKS

- KC — Hali 1.0.
- TB — None.

FIELD GOALS

- KC — Succop (38).
- TB — Barth 55LU, (27).



LB Edgar Jones dives into the end zone after returning a P Michael Koenen fumble 11 yards.



GAME 7

Raiders 26, Chiefs 16

October 28, 2012 • Arrowhead Stadium • 74,730



OAKLAND	3	10	10	3	—	26
KANSAS CITY	0	6	3	7	—	16

Despite keeping the game close early, the Chiefs could not overcome four turnovers as the Oakland Raiders turned those four turnovers into 13 points to seal a 26-16 victory at Arrowhead Stadium.

CB Stanford Routt got the momentum going early for Kansas City as he intercepted Oakland QB Carson Palmer on the opening play from scrimmage, but the Chiefs were unable to capitalize and had to punt.

The Raiders got on the board first as Palmer hit WR Denarius Moore for 58 yards, eventually setting up a 36-yard field goal from K Sebastian Janikowski to go up 3-0 with 9:51 left in the first quarter.

QB Brady Quinn started the game for Kansas City. He was injured on a pass attempt for TE Tony Moeaki that was intercepted by S Matt Giordano and left the contest to be evaluated for a head injury with 2:27 left to go in the first quarter.

After the interception, an illegal contact penalty on 3rd-and-7 gave the Raiders an automatic first down and set up a 35-yard Janikowski field goal to extend Oakland's lead to 6-0 early in the second quarter.

The Chiefs answered quickly as QB Matt Cassel connected with WR Dwayne Bowe for a 46-yard reception to the Oakland 13-yard line. The Chiefs drive stalled there and K Ryan Succop hit a 30-yard field goal to narrow the Raiders lead to 6-3 with 10:21 left in the first half.

The Chiefs forced an Oakland three-and-out and a punt. Facing 3rd-and-6, Cassel found TE Tony Moeaki for 20 yards. Kansas City moved into the red zone before a sack dropped them to 4th-and-15. Succop connected on his second field goal of the day, this time from 42 yards out, to tie the game at 6-6 with 4:12 left in the half.

After forcing Oakland to punt inside the two-minute warning, CB Javier Arenas muffed the return and Oakland recovered. From there it only took three plays before Palmer found Moore for a nine-yard touchdown to put the Raiders up 13-6 going into halftime.

On the opening play of the second half, Cassel and C Ryan Lilja fumbled the center-to-quarterback exchange and Oakland recovered at the 18-yard line. Oakland capitalized with a 29-yard Janikowski field goal to go up 16-6 early in the third quarter.

On the Chiefs next possession, the offense moved the ball into Oakland territory but stalled at the 34-yard line. Succop connected on a 52-yard field goal to pull the score to 16-9 with 8:40 left in the third quarter.

The Raiders opened their next drive with a 19-yard rush from RB Darren McFadden, who gained 114 yards on 29 carries. Palmer would end up finding WR Darrin Heyward-Bey for a 32-yard touchdown to go up 23-9. The two teams traded punts to end the third.

After a Chiefs punt, McFadden reeled off a 28-yard carry and RB Mike Goodson followed that up with a 21-yard rush. The Chiefs defense recorded two tackles for loss and forced an incompletion, sending Janikowski out for his fourth field goal of the day. The kick was wide right, but a defensive offsides penalty on Kansas City gave the Raiders another attempt. Janikowski's second try was good from 32 yards to go up 26-9.

Late in the game, Cassel found WR Dexter McCluster for a 10-yard touchdown to make the score 26-16 with 2:27 left in the game. After a failed onside kick attempt, Oakland was able to pick up two first downs on the ground to run out the clock for the victory.

- OAK — Janikowski, 36-yard field goal (8-76, 3:43)
- OAK — Janikowski, 35-yard field goal (8-28, 2:43)
- KC — Succop, 30-yard field goal (8-68, 4:23)
- KC — Succop, 42-yard field goal (8-30, 4:34)
- OAK — Moore, 9-yard pass from Palmer (Janikowski kick) (3-11, 0:50)
- OAK — Janikowski, 29-yard field goal (4-7, 0:54)
- KC — Succop, 52-yard field (10-44, 5:18)
- OAK — Heyward-Bey, 32-yard field goal (Janikowski kick) (9-62, 4:47)
- OAK — Janikowski, 32-yard field goal (9-62, 4:47)
- KC — McCluster, 10-yard pass from Cassel (Succop kick) (2-32, 0:42)

Team Statistics	Raiders	Chiefs
First Downs	15	17
Total Net Yards	344	299
Rushes/Net Yards	34/135	22/102
Net Passing	209	197
Pass Attempts/Completions	28/14	34/22
Had Intercepted	1	2
Times Sacked/Yards	0.0/0.0	3.0/22.0
Punts/Average	6/42.7	5/47.2
Penalties/Yards	2/20	5/40
Fumbles/Lost	0/0	3/2
Possession Time	28:58	31:02

RUSHING

- KC — Cassel 7-35; Hillis 4-23; Quinn 2-18; McCluster 2-15; Draughn 2-7; Charles 5-4.
- OAK — McFadden 29-114; Goodson 4-22; Palmer 1-(-1).

RECEIVING

- KC — McCluster 6-54, TD; Moeaki 4-57; Bowe 3-65; O'Connell 3-18; Charles 3-6; Baldwin 1-7; Draughn 1-7; Hillis 1-5.
- OAK — Moore 5-96, TD; McFadden 4-23; Myers 3-49; Heyward-Bey 1-32, TD; Streater 1-9.

PASSING

- KC — Cassel 20-30-218, TD, INT; Quinn 2-4-1, INT.
- OAK — Palmer 14-28-209, 2 TDs, INT.

INTERCEPTIONS

- KC — Routt 1-17.
- OAK — Giordano 1-21; Lee 1-4.

SACKS

- KC — None.
- OAK — McClain 1.0; Seymour 1.0; Wheeler 1.0.

FIELD GOALS

- KC — Succop (30) (42) (52).
- OAK — Janikowski (36) (35) (29) (32).



LB Derrick Johnson records one of his 10 tackles, becoming the sixth player in team history to record more than 800 career tackles.



GAME 8

Chargers 31, Chiefs 13

November 1, 2012 • Qualcomm Stadium • 55,831



KANSAS CITY	0	3	3	7	—	13
SAN DIEGO	7	3	0	21	—	31

On the game's opening drive, San Diego QB Philip Rivers connected with WR Seyi Ajirrotutu for a 28-yard completion on 3rd-and-5 to move into Kansas City territory. Eventually, Rivers found TE Antonio Gates for a 14-yard touchdown to put the Chargers up 7-0 with 10:24 left in the first quarter.

On the ensuing drive, the Chiefs steadily marched down the field, running 17 plays and eating up nearly eight minutes on the clock as well as converting four third downs, but the drive was stifled as WR Dwayne Bowe caught a 10-yard pass on 3rd-and-15 but had the ball knocked out by San Diego LB Donald Butler, with the Chargers recovering the fumble.

After the fumble recovery, Rivers hit WR Danario Alexander for a 30-yard completion into the red zone. Kansas City's defense rose to the occasion and forced San Diego K Nick Novak to convert a 25-yard field goal on 4th-and-2. The kick put the Chargers up 10-0 with just over nine minutes left in the first half.

The Chiefs took over after the field goal and marched into San Diego territory as WR Dexter McCCluster lined up in the Wildcat and carried two times for 19 yards. A pass interference penalty against San Diego gave the Chiefs an automatic first down on the drive. Eventually, Kansas City's drive stalled, and on 4th-and-1, K Ryan Succop converted a 49-yard field goal to make the score 10-3 in favor of the Chargers with 2:51 left in the first half.

Rivers completed five of six passes on the next drive to quickly move into the red zone. Facing 3rd-and-1 at the Kansas City one-yard line, the Chargers lined up in goaline formation. Rivers' play-action pass for TE Dante Rosario was intercepted by S Eric Berry in the corner of the end zone, ending San Diego's scoring threat at the end of the first half.

The Chiefs were forced to punt on their opening drive of the second half, but DB Jalil Brown tackled S Eric Weddle on the punt return and forced a fumble and it was recovered by LB Cory Greenwood, giving the Chiefs possession at the San Diego 24-yard line. The Chiefs offense could not pick up a first down and Succop's 39-yard field goal attempt was wide left, leaving the score at 10-3.

The Kansas City defense forced San Diego to punt on its next possession. Taking over inside his own 10-yard line, QB Matt Cassel hit Bowe for 13 yards. RB Jamaal Charles seemed to be getting into a groove as he picked up runs of 10, two and 15 yards on three straight plays. Cassel scrambled for 14 yards and then RB Peyton Hillis added 11 yards. The drive would eventually stall after being faced with 3rd-and-18 and Succop drilled a 41-yard field goal to make the score 10-6 with 0:53 left in the third quarter.

Following the Kansas City field goal, San Diego scored on three straight possessions, including two defensive scores to extend its lead to 31-6. Rivers found Floyd for a 13-yard touchdown to open the fourth quarter. On the Chiefs next series, Cassel was sacked in the end zone and fumbled the ball. Chargers LB Shaun Phillips recovered the ball in the end zone for the defensive touchdown.

On the Chiefs next drive, Charles picked up 22 yards on a pass out of the backfield, but a few plays later, Cassel's pass for McCCluster was tipped into the air and intercepted by Williams, who sprinted 59 yards down the sideline for a touchdown.

The Chiefs would add a six-yard touchdown run with just over four minutes left in the contest from RB Shaun Draughn, but would fall to the Chargers 31-13.

- SD — Gates, 14-yard pass from Rivers (Novak kick) (7-80, 4:36)
- SD — Novak, 25-yard field goal (12-71, 8:08)
- KC — Succop, 49-yard field goal (10-49, 6:19)
- KC — Succop, 41-yard field goal (10-70, 6:16)
- SD — Floyd, 13-yard pass from Rivers (Novak kick) (8-80, 4:20)
- SD — Phillips, fumble recovery in end zone (Novak kick)
- SD — Williams, 59-yard interception return (Novak kick)
- KC — Draughn, 6-yard run (Succop kick) (10-80, 4:07)

Team Statistics	Chargers	Chiefs
First Downs	18	21
Total Net Yards	339	289
Rushes/Net Yards	26/123	30/113
Net Passing	216	176
Pass Attempts/Completions	20/18	29/19
Had Intercepted	1	1
Times Sacked/Yards	1.0/4.0	1.0/5.0
Punts/Average	2/34.5	1/43.0
Penalties/Yards	8/54	5/37
Fumbles/Lost	1/1	3/3
Possession Time	28:29	31:31

RUSHING

- KC — Charles 12-39; Cassel 6-37; McCCluster 4-17; Hillis 7-14; Draughn 1-6, TD.
- SD — Mathews 13-67; Brown 6-38; Battle 4-20; McClain 1-0; Rivers 2-(-2).

RECEIVING

- KC — Bowe 8-79; Charles 3-27; Draughn 2-21; McCCluster 2-17; Breaston 2-17; Baldwin 1-13, Hillis 1-7.
- SD — Brown 5-35; Floyd 4-48, TD; Alexander 3-61; Gates 3-43, TD; Mathews 2-5; Ajirrotutu 1-28.

PASSING

- KC — Cassel 19-29-181, INT.
- SD — Rivers 18-20-220, 2 TDs, INT.

INTERCEPTIONS

- KC — Berry 1-0.
- SD — Williams 1-59, TD.

SACKS

- KC — Hali 1.0.
- SD — Johnson 1.0.

FIELD GOALS

- KC — Succop (49) 39WL (41).
- SD — Novak (25).



S Eric Berry records his first interception of the season by grabbing a QB Philip Rivers pass intended for TE Dante Rosario in the end zone.



GAME 9

Steelers 16, Chiefs 13 OT



November 12, 2012 • Heinz Field • 57,644

KANSAS CITY	7	3	0	3	0	—	13
PITTSBURGH	0	10	0	3	3	—	16

Despite holding Pittsburgh's offense to only 249 net yards, Kansas City could not overcome costly penalties and mistakes as they fell to the Steelers 16-13 in overtime at Heinz Field on Monday Night Football.

The Chiefs offense found a rhythm early as Kansas City used a four-play, 70-yard drive to jump on the scoreboard first. QB Matt Cassel found TE Tony Moeaki for 38 yards to cover a majority of the field. RB Jamaal Charles would find the end zone from 12 yards out for his third rushing touchdown of the season, putting the Chiefs up 7-0 with 8:37 left in the first period.

The teams traded punts before the Chiefs defense made its presence felt. After back-to-back penalties gave Pittsburgh 1st-and-29, LB Derrick Johnson forced a RB Isaac Redman fumble that was recovered by DL Allen Bailey at the Pittsburgh 10-yard line. Kansas City could not get any closer than the four-yard line and K Ryan Succop extended the Chiefs lead to 10-0 with a 22-yard field goal to open the second quarter.

Pittsburgh answered on its next possession with an 11-play, 43-yard drive that yielded a 35-yard field goal from K Shaun Suisham to make the score 10-3.

Kansas City was forced to punt and gave Pittsburgh the ball at midfield. On 3rd-and-4, QB Ben Roethlisberger scrambled for 14 yards and a first down. That eventually set up a seven-yard touchdown pass to WR Mike Wallace to tie the score going into halftime.

The Chiefs defense forced a three-and-out to open the second half as LB Justin Houston sacked Roethlisberger for a three-yard loss. Roethlisberger left the game after that play with a shoulder injury.

A holding penalty on 1st-and-10 at the 22-yard line would nullify a 22-yard touchdown pass from Cassel to WR Dwayne Bowe. Succop's 33-yard field goal was wide right, leaving the game tied at 10-10.

An unsportsmanlike conduct penalty for group celebration against Kansas City gave the Steelers 15 yards and a first down after they failed to convert the third down. The Chiefs quickly stifled that drive as Pittsburgh went for it on 4th-and-1 and Johnson was there to meet Redman for a one-yard loss, giving the Chiefs possession, but the Chiefs had to punt.

On 3rd-and-9, Pittsburgh QB Byron Leftwich found WR Emmanuel Sanders for 31 yards. Three plays later, CB Javier Arenas was called for defensive pass interference. On 3rd-and-12, S Abram Elam and LB Tamba Hali were each penalized, giving the Steelers a first down. Suisham went on to hit a 31-yard field goal to take a 13-10 lead with 12:37 left in the game.

Following the field goal, the teams traded punts on six drives. Taking over with 1:51 left in the game, Cassel and the Chiefs offense made one last push towards the end zone. On 3rd-and-5, Cassel hit Moeaki for a first down, but an offensive pass interference call on Moeaki negated the play. On 3rd-and-15, Cassel's pass fell incomplete. Facing 4th-and-15, Cassel hit Bowe for 27 yards and a first down.

The Chiefs ran up and spiked the ball with 0:03 left on the clock. Succop trotted out onto the field and booted a 46-yard field goal as time expired to tie the game 13-13 and force overtime.

Kansas City won the coin toss in overtime and received the ball first. On the second play of the extra period, Cassel's pass for Bowe was intercepted by LB Lawrence Timmons and returned to the Chiefs five-yard line. Suisham converted a 23-yard field goal on Pittsburgh's first play of the overtime period to secure the 16-13 win.

- KC — Charles, 12-yard run (Succop kick) (4-70, 1:46)
- KC — Succop, 22-yard field goal (4-6, 1:47)
- PIT — Suisham, 35-yard field goal (11-43, 5:18)
- PIT — Wallace, 7-yard pass from Roethlisberger (Suisham kick) (7-50, 3:46)
- PIT — Suisham, 31-yard field goal (11-73, 6:06)
- KC — Succop, 46-yard field goal (9-52, 1:51)
- PIT — Suisham, 23-yard field goal (1-0, 0:04)

Team Statistics	Steelers	Chiefs
First Downs	14	14
Total Net Yards	290	290
Rushes/Net Yards	29/95	35/142
Net Passing	154	148
Pass Attempts/Completions	32/16	26/11
Had Intercepted	0	1
Times Sacked/Yards	1.0/3.0	2.6/6.0
Punts/Average	6/42.7	8/42.1
Penalties/Yards	2/19	6/76
Fumbles/Lost	3/1	1/0
Possession Time	31:37	29:18

RUSHING

- KC — Charles 23-100, TD; Hillis 10-30, Cassel 2-12.
- PIT — Dwyer 19-56; Redman 8-21; Roethlisberger 1-14; Sanders 1-4.

RECEIVING

- KC — Bowe 4-55; Moeaki 3-68; McCluster 2-18; Baldwin 1-11; Hillis 1-2.
- PIT — Miller 4-47; Wallace 3-14, TD; Sanders 2-30; Redman 2-18; Paulson 2-15; Cotchery 1-22; Johnson 1-7; Dwyer 1-4.

PASSING

- KC — Cassel 11-26-154, INT.
- PIT — Roethlisberger 9-18-84, TD. Leftwich 7-14-73.

INTERCEPTIONS

- KC — None.
- PIT — Timmons 1-23.

SACKS

- KC — Houston 1.0.
- PIT — Keisel 2.0.

FIELD GOALS

- KC — Succop (22) 33WR (46).
- PIT — Suisham (35) (31) (23).



DL Allen Bailey pounces on a RB Isaac Redman fumble, eventually setting up a Chiefs field goal to go up 10-0.



GAME 10

Bengals 28, Chiefs 6

November 18, 2012 • Arrowhead Stadium • 63,336



CINCINNATI	7	14	0	7	—	28
KANSAS CITY	3	3	0	0	—	6

Unable to stop a balanced Cincinnati offensive attack, the Kansas City Chiefs fell to the Bengals 28-6 at Arrowhead Stadium.

The Chiefs got a solid offensive drive going as QB Matt Cassel hit TE Tony Moeaki for 22 yards on first down. RB Jamaal Charles followed that up with a 17-yard carry and then a 10-yard rush two plays later. The drive stalled, but K Ryan Succop drilled a 34-yard field goal through the uprights to put Kansas City up 3-0 with 8:35 left in the first quarter.

Cincinnati wasted little time in erasing the Chiefs early lead. Facing 4th-and-3, the Bengals faked a punt and picked up 32 yards. Facing its second fourth down of the drive, QB Andy Dalton scrambled for 11 yards and a first down. Three plays later, Dalton connected with WR A.J. Green for a four-yard touchdown to go up 7-3 with 2:51 left in the first quarter.

The Chiefs turned the ball over on a RB Peyton Hillis fumble, but the defense held as Cincinnati would miss a 50-yard field goal attempt. After a Chiefs punt, the Bengals took over at their own 43-yard line and Dalton completed a 40-yard pass to Green and S Abram Elam was called for an unnecessary roughness penalty for hitting a defenseless receiver. Facing 4th-and-goal from the one-yard line, Dalton faked a handoff in the backfield and ran a naked bootleg to the left for a touchdown, putting Cincinnati up 14-3.

Following a Chiefs punt, the Bengals took possession and marched down the field on the Chiefs defense. On a 17-yard Dalton pass to TE Jermaine Gresham, LB Derrick Johnson knocked the ball free, but it bounced right back to Gresham as he fell to the ground at the Chiefs 11-yard line. On 2nd-and-6 CB Jaiil Brown was called for pass interference in the end zone, giving Cincinnati 1st-and-goal from the one-yard line. On the next play, RB BenJarvus Green-Ellis dove in from one-yard out to give the Bengals a 21-3 lead with under a minute to play in the half.

Starting with 53 seconds left in the half, Cassel hit WR Terrace Copper for nine yards and went on to connect with Moeaki for 20 yards. He followed that up with a 26-yard strike to WR Dexter McCluster to get to the 20-yard line and set up a FG attempt for Succop. After a neutral zone infraction on Cincinnati, Succop's 33-yard field goal was good, making the halftime score 21-6.

Neither team mounted a scoring drive in the third quarter, each side punting twice.

Taking possession at the start of the fourth quarter, the Bengals used a steady dose of Green-Ellis and RB Cedric Peerman. Dalton then found Green for a 20-yard completion into the red zone. On 3rd-and-10 from the 14-yard line, Dalton hit WR Mohamed Sanu for a 14-yard catch-and-run touchdown to make the score 28-6.

The Chiefs offense took over as Charles picked up 17 yards and a first down on the ground. After Head Coach Romeo Crennel made a quarterback change at halftime, QB Brady Quinn connected with Moeaki for 20 yards into Cincinnati territory. Moeaki was tackled hard on the play but would return to the game two plays later. Facing 3rd-and-10 from the Bengals 35-yard line, Quinn's pass to McCluster went for eight yards. On 4th-and-2, Quinn's pass for Copper fell incomplete in the end zone.

After turning the ball over on downs, the Chiefs defense forced a Bengals punt but could not pick up a first down in Cincinnati territory and would punt the ball back. The Chiefs again forced a Cincinnati three-and-out, regaining possession at their own four-yard line with just over one minute left in the contest. Time ran out with the Chiefs offense trying to move the ball, cementing the 28-6 setback against the Bengals.

KC — Succop, 34-yard field goal (8-59, 2:59).

CIN — Green, 4-yard pass from Dalton (Nugent kick) (11-78, 5:40).

CIN — Dalton, 1-yard run (Nugent kick) (5-57, 2:13).

CIN — Green-Ellis, 1-yard run (Nugent kick) (11-79, 5:25).

KC — Succop, 33-yard field goal (7-65, 0:53).

CIN — Sanu, 14-yard pass from Dalton (Nugent kick) (12-72, 5:21).

Team Statistics	Bengals	Chiefs
First Downs	22	16
Total Net Yards	409	284
Rushes/Net Yards	38/189	26/113
Net Passing	220	171
Pass Attempts/Completions	29/18	30/17
Had Intercepted	0	0
Times Sacked/Yards	2.0/10.0	4.0/17.0
Punts/Average	6/53.7	7/50.9
Penalties/Yards	8/54	6/30
Fumbles/Lost	1/0	3/1
Possession Time	35:22	24:38

RUSHING

KC — Charles 17-87; Draughn 2-10; Hillis 3-9; Quinn 3-7; Cassel 1-0.

CIN — Green-Ellis 25-101, TD; Peerman 8-75; Dalton 3-13, TD; Sanu 2-0.

RECEIVING

KC — Moeaki 4-73; Charles 4-31; McCluster 3-37; Copper 3-33; Draughn 2-1; Breaston 1-13.

CIN — Green 6-91, TD; Gresham 6-69; Sanu 2-22, TD; Tate 1-24; Leonard 1-11; Green-Ellis 1-7; Whalen 1-6.

PASSING

KC — Cassel 8-16-93.

CIN — Dalton 18-29-230, 2 TDs.

INTERCEPTIONS

KC — None.

CIN — None.

SACKS

KC — Hali 1.0; Jackson 1.0.

CIN — Atkins 1.0; Johnson 1.0; Jones 1.0; Mauluga 1.0.

FIELD GOALS

KC — Succop (34) (33).

CIN — Nugent 50W/L.



TE Tony Moeaki hurdles a Cincinnati defender on one of four receptions for a career-high 73 yards.



GAME 11

Broncos 17, Chiefs 9

November 25, 2012 • Arrowhead Stadium • 74,244



DENVER.....	0	7	7	3	—	17
KANSAS CITY.....	6	0	3	0	—	9

Despite Kansas City's defense limiting QB Peyton Manning and the Denver Broncos offense to only 17 points, the Chiefs only points of the day came via three K Ryan Succop field goals.

On the opening drive of the game, RB Shaun Draughn picked up seven yards on 3rd-and-2. WR Dexter McCluster rattled off a 19-yard rush. On 3rd-and-3, RB Peyton Hillis took a direct shotgun snap and ran off right tackle and passed back toward QB Brady Quinn. The pass fell incomplete and Succop connected on a 34-yard field goal to take the 3-0 lead.

The Chiefs forced a Denver three-and-out. Facing 3rd-and-4, Quinn found TE Tony Moeaki for 19 yards to get to the Denver 12-yard line. Kansas City's drive stalled and Succop hit a 22-yard field goal to go up 6-0.

On Denver's next drive, Manning hit WR Eric Decker for 29 yards on 3rd-and-13 to get into Kansas City territory. Facing 4th-and-12, K Matt Prater's 47-yard field goal was wide right.

After a Chiefs punt, CB Brandon Flowers intercepted a Manning pass intended for Decker at the Chiefs 12-yard line. Flowers then pitched the ball back to S Abram Elam, who ran for 10 yards. On the ensuing drive, Quinn found Moeaki for 21 yards on 3rd-and-11. Facing 3rd-and-14, Quinn hit WR Dwayne Bowe for 13 yards. On 4th-and-1, the defense entered the neutral zone to give the Chiefs a first down. The drive stalled and P Dustin Colquitt pinned Denver at the six-yard line.

Before halftime, the Broncos covered 94 yards in 11 plays for a touchdown to go up 7-6 with 0:18 left in the half. On the drive, Manning hit WR Demaryius Thomas for 15 yards and then found WR Brandon Stokley for 31 yards. Manning then found TE Jacob Tamme for 22 yards. On 3rd-and-7, Manning hit Tamme for the go-ahead touchdown.

Denver WR Trindon Holliday returned the second half's opening kickoff 42 yards to set up the Denver offense. Manning completed passes for 18 and 16 yards to get near the red zone. Kansas City's defense stepped up and shut the Broncos down, and Prater's 33-yard field goal hit off the left upright, leaving the score at 7-6 in favor of the Broncos.

After the missed field goal, Kansas City briefly regained the lead as RB Jamaal Charles recorded two 11-yard rushes to help set up a 49-yard Succop field goal, making the score 9-7 with 7:35 left to play in the third quarter.

The Denver offense quickly picked up where they left off as RB Knowshon Moreno picked up 15 yards on the ground and RB Ronnie Hillman gained 10 to get to midfield. After a 12-yard pass to Tamme, Manning threw a 30-yard strike to Thomas for a touchdown to move the Broncos ahead 14-9 with 4:41 left in the third quarter.

Dustin Colquitt and his brother, Denver P Britton Colquitt, traded punts as neither offense could sustain a drive to start the fourth quarter.

After taking over on their own 16-yard line, Denver essentially put the game out of reach as they embarked on a 12-play, 68-yard drive that ate 6:10 off the clock and ended with a 34-yard Prater field goal to put the Broncos up 17-9 with 0:14 left to play in the game.

With time dwindling, Quinn threw two incompletions before his final pass of the day was intercepted, signaling the 17-9 loss to the Broncos.

- KC — Succop, 34-yard field goal (11-55, 5:40)
- KC — Succop, 22-yard field goal (7-33, 3:25)
- DEN — Tamme, 7-yard pass from Manning (Prater kick) (11-94, 4:57)
- KC — Succop, 49-yard field goal (8-46, 4:22)
- DEN — Thomas 30-yard pass from Manning (Prater kick) (87-80, 2:54)
- DEN — Prater, 34-yard field goal (12-68, 6:10)

Team Statistics	Broncos	Chiefs
First Downs.....	21	13
Total Net Yards.....	368	264
Rushes/Net Yards.....	24/95	31/148
Net Passing.....	273	116
Pass Attempts/Completions.....	37/22	26/13
Had Intercepted.....	1	1
Times Sacked/Yards.....	2.0/12.0	2.0/10.0
Punts/Average.....	4/42.3	6/45.3
Penalties/Yards.....	4/35	7/50
Fumbles/Lost.....	0/0	1/0
Possession Time.....	28:17	31:43

RUSHING

- KC — Charles 23-107; McCluster 2-23; Draughn 2-13; Hillis 2-5; Copper 1-1; Quinn 1-(-1).
- DEN — Moreno 20-85; Hillman 3-9; Manning 1-1.

RECEIVING

- KC — Bowe 4-41; McCluster 4-21; Moeaki 2-40; Copper 2-14; Newsome 1-10.
- DEN — Thomas 4-82, TD; Decker 4-64; Stokley 4-62; Tamme 4-48; Moreno 4-26; Dressen 2-3.

PASSING

- KC — Quinn 13-25-126, INT. Hillis 0-1-0.
- DEN — Manning 22-37-285, 2 TDs, INT.

INTERCEPTIONS

- KC — Flowers 1-(-2), Elam 0-10.
- DEN — Bruton 1-(-2).

SACKS

- KC — Houston 2.0.
- DEN — Miller 1.0; Woodyard 1.0.

FIELD GOALS

- KC — Succop (34) (22) (49).
- DEN — Prater 47WR 33LU (34).



LB Justin Houston records one of his two sacks against Denver QB Peyton Manning.



GAME 12

Chiefs 27, Panthers 21



December 2, 2012 • Arrowhead Stadium • 62,860

CAROLINA.....	7	7	0	7	—	21
KANSAS CITY.....	10	7	7	3	—	27

One day after tragedy struck the Chiefs, Kansas City and the NFL community, the Chiefs walked away from Arrowhead Stadium with a 27-21 victory against the Carolina Panthers on the shoulders of 127 rushing yards from RB Jamaal Charles and two touchdown passes from QB Brady Quinn.

Kansas City wasted little time coming out of the gate as Quinn found WR Dwayne Bowe for 21 yards and then hit WR Jon Baldwin for 34 yards. On the next play, RB Peyton Hillis found the end zone from two yards out to go up 7-0.

Carolina answered immediately as QB Cam Newton hit TE Greg Olsen for a 47-yard touchdown strike to tie the game at 7-7 with 8:46 to go in the first.

On the Chiefs next drive, Charles reeled off two 16-yard runs to move into Carolina territory. The Chiefs drive stalled and K Ryan Succop connected on a 42-yard field goal to put Kansas City up 10-7 with just more than three minutes left in the first.

The Panthers steadily moved the ball down the field, including a 19-yard pass to WR Steve Smith. RB DeAngelo Williams picked up 11 yards on the ground before Newton eventually connected with Smith for a 23-yard touchdown to put Carolina up 14-10 with 13:27 left to play in the first half.

After the two teams traded punts, Kansas City took over at the 20-yard line. Quinn hit Bowe for 18 yards to get into Carolina territory. On 3rd-and-1, Quinn hit WR Dexter McCluster for a 12-yard gain to the Carolina 36-yard line. After four straight rushing plays, Kansas City had 4th-and-goal from the one with 0:02 left on the clock. Quinn hit Moeaki in the back of the end zone to go up 17-14 at halftime.

After forcing a Carolina punt to start the third quarter, Kansas City added another touchdown as Quinn connected with Baldwin for a three-yard touchdown to go up 24-14. The Chiefs scoring drive covered 17 plays, 87 yards and took up 9:56 of the third quarter.

Newton scrambled 28 yards on the Panthers next drive and then followed that up with a 20-yard rush. Newton then connected with WR Louis Murphy for an eight-yard touchdown to pull the score to 24-21 in Kansas City's favor.

After the team traded punts, Quinn hit Moeaki for 19 yards to get near midfield. A penalty moved Kansas City into Panthers territory. After back-to-back rushes, the Chiefs drive stalled and Succop booted a 52-yard field goal to put the Chiefs up 27-21 with 4:54 left in the game.

The Chiefs defense forced a Carolina three-and-out and gained possession with just under four minutes left in the game. Kansas City ran the clock down to 0:18 before having to punt to the Panthers.

Newton completed three passes to move down the field, eventually completing a 53-yard pass to the eight-yard line before time ran out, sealing the Chiefs 27-21 victory.

GAME NOTES

- RB Jamaal Charles ran for 127 yards, reaching 1,000 yards for the season, the third-consecutive season (outside of 2011 injury) of more than 1,000 yards rushing.

- KC — Hillis, 2-yard run (Succop kick) (6-74, 3:11)
- CAR — Olsen, 47-yard pass from Newton (Gano kick) (6-75, 3:03)
- KC — Succop, 42-yard field goal (11-56, 5:26)
- CAR — Smith, 23-yard pass from Newton (Gano kick) (11-80, 4:53)
- KC — Moeaki, 1-yard pass from Quinn (Succop kick) (13-80, 7:25)
- KC — Baldwin, 3-yard pass from Quinn (Succop kick) (17-87, 9:56)
- CAR — Murphy, 8-yard pass from Newton (Gano kick) (11-80, 4:31)
- KC — Succop, 52-yard field goal (6-39, 2:36)

Team Statistics	Panthers	Chiefs
First Downs.....	19	23
Total Net Yards.....	385	355
Rushes/Net Yards.....	22/165	43/158
Net Passing.....	220	197
Pass Attempts/Completions.....	27/15	23/19
Had Intercepted.....	0	0
Times Sacked/Yards.....	2.0/12.0	1.0/4.0
Punts/Average.....	4/46.0	3/42.7
Penalties/Yards.....	7/45	1/5
Fumbles/Lost.....	1/0	0/0
Possession Time.....	22:47	37:13

RUSHING

- KC — Charles 27-127; Hillis 12-19, TD; Quinn 12-19; McCluster 1-0.
- CAR — Newton 7-78; Williams 12-67; Tolbert 2-15; Adam 1-5.

RECEIVING

- KC — Bowe 4-64; Moeaki 4-54, TD; Charles 4-11; Baldwin 2-37, TD; McCluster 2-16; Hillis 1-9; Gray 1-6; Newsome 1-4.
- CAR — Smith 5-120, TD; Tolbert 3-24; LaFell 2-14; Olsen 1-47, TD; Edwards 1-11; Murphy 1-8, TD; Adams 1-7; Williams 1-1.

PASSING

- KC — 19-23-201, 2 TDs.
- CAR — 15-27-232, 3 TDs.

INTERCEPTIONS

- KC — None.
- CAR — None.

SACKS

- KC — Houston 1.0; Jackson 1.0.
- CAR — Kuechly 1.0.

FIELD GOALS

- KC — Succop (42) (52).
- CAR — None.



WR Jon Baldwin secures his first touchdown reception of the season against the Panthers.



GAME 13

Browns 30, Chiefs 7

December 9, 2012 • Cleveland Browns Stadium • 62,422



KANSAS CITY	7	0	0	0	—	7
CLEVELAND	3	7	10	10	—	30

Despite jumping out to a 7-0 lead on the first offensive play of the game, the Kansas City Chiefs defense allowed 30 unanswered points, falling to the Browns on a rainy December day at Cleveland Browns Stadium.

RB Jamaal Charles took a handoff on the opening play of the game and scampered 80 yards to the end zone to put the Chiefs up 7-0 just 12 seconds into the game. The touchdown run tied for the fifth-longest rush in team history. Charles finished with 165 yards on 18 carries (9.2 avg.), and his touchdown was his fourth rushing score of the season.

After Kansas City forced Cleveland to punt, QB Brady Quinn hit WR Dwayne Bowe for 23 yards on 3rd-and-8. Quinn then found Bowe for 47 yards to get to the Browns four-yard line. The Chiefs drive stalled and K Ryan Succop lined up for a 27-yard field goal, which hit off the left upright, leaving the score at 7-0.

From there it was all Cleveland as QB Brandon Weeden used a 34-yard pass to WR Greg Little to get into the red zone. From there, the Browns drove down to the two-yard line. Kansas City's defense forced 4th-and-4, and K Phil Dawson connected on a 23-yard field goal to make the score 7-3.

Cleveland forced a Chiefs punt on Kansas City's next drive and WR Travis Benjamin returned it 93 yards for a touchdown to put the Browns up 10-7 at the start of the second quarter. After the punt return touchdown, both teams traded punts throughout the second quarter, entering the halftime break with a 10-7 score in favor of Cleveland.

The Browns got off to a fast start in the third quarter as RB Trent Richardson dove in from one-yard out to put Cleveland up 17-7, capping a seven-play, 60-yard drive.

On the Chiefs next drive, Quinn's pass on 3rd-and-7 was tipped by CB Sheldon Brown and intercepted by S Tashaun Gipson and returned 23 yards. The interception set up a 24-yard Dawson field goal after Cleveland had back-to-back touchdowns nullified by penalty. The Browns took a 20-7 lead with 8:42 to play in the third quarter.

The Chiefs punted on their next drive. Cleveland RB Montario Hardesty reeled off a 25-yard run, then Weeden followed that with a pass to TE Benjamin Watson for 23 yards. Little lined up in the backfield and took a pitch 17 yards to the one-yard line to end the third quarter. Chiefs LB Derrick Johnson stuffed Hardesty on the next play and forced a fumble, but Hardesty fell right on the ball at the one-yard line. On the next play, Richardson dove in for his second one-yard rushing touchdown of the day to put the Browns up 27-7.

Kansas City picked up one first down on its next drive before having to punt again. Cribbs returned the punt 38 yards into Chiefs territory, setting up a 34-yard field goal for Dawson to extend the lead to 30-7.

The Chiefs made one final push into Browns territory as Quinn found WR Jamar Newsome for 25 yards and a first down at the Cleveland 18-yard line. Eventually facing 4th-and-8, Quinn was sacked for an eight-yard loss, turning the ball over on downs. The teams traded punts before the Browns were able to run the clock out as the Chiefs fell to the Browns 30-7.

GAME NOTES

- RB Jamaal Charles took a handoff on the opening play of the game for an 80-yard touchdown run, tying for the fifth-longest rushing play in team history.

- KC — Charles, 80-yard run (Succop kick) (1-80, 0:12)
- CLE — Dawson, 23-yard field goal (11-76, 4:00)
- CLE — Benjamin, 93-yard punt return (Dawson kick)
- CLE — Richardson, 1-yard run (Dawson kick) (7-60, 2:32)
- CLE — Dawson, 24-yard field goal (5-7, 2:23)
- CLE — Richardson, 1-yard run (Dawson kick) (12-82, 6:25)
- CLE — Dawson, 34-yard field goal (6-18, 2:50)

Team Statistics	Browns	Chiefs
First Downs	20	12
Total Net Yards	352	310
Rushes/Net Yards	35/154	26/180
Net Passing	198	130
Pass Attempts/Completions	30/17	21/10
Had Intercepted	0	1
Times Sacked/Yards	3.0/19.0	5/29.0
Punts/Average	5/40.8	7/48.0
Penalties/Yards	7/55	5/35
Fumbles/Lost	2/0	1/0
Possession Time	33:29	26:31

RUSHING

- KC — Charles, 18-165, TD; Hillis 5-11; Quinn 1-4; McCluster 1-0; Draughn 1-0.
- CLE — Hardesty 10-52; Richardson 18-42, 2 TDs; Little 1-17; Cribbs 2-15; Weeden 1-15; Benjamin 1-15; McCoy 2-(-2).

RECEIVING

- KC — Copper 3-32; Bowe 2-70; Newsome 1-25; Moeaki 1-10; Draughn 1-8; McCluster 1-8; Hillis 1-6.
- CLE — Gordon 8-86; Little 4-69; Watson 3-43; Cameron 1-10; Richardson 1-9.

PASSING

- KC — Quinn, 21-10-259, INT.
- CLE — Weeden, 30-17-217.

INTERCEPTIONS

- KC — None.
- CLE — Gipson , 1-23.

SACKS

- KC — Hali 2.0; Jackson 1.0.
- CLE — Sheard 1.0; Hughes 1.0; Rucker 1.0; Parker 1.0; Jackson 0.5; Maiava 1.0.

FIELD GOALS

- KC — Succop 27 LU.
- CLE — Dawson (23) (24) (34).



RB Jamaal Charles breaks through the defense for an 80-yard touchdown on the game's first play.



GAME 14

Raiders 15, Chiefs 0

December 16, 2012 • O.co Coliseum • 51,446



KANSAS CITY	0	0	0	0	—	0
OAKLAND	3	6	3	3	—	15

Despite the Chiefs defense holding the Oakland Raiders without a touchdown in the game, Kansas City could not put any points on the board to offset five field goals from Raiders K Sebastian Janikowski as the Chiefs fell 15-0 at O.co Coliseum in Oakland, Calif.

On the game's first series, the Chiefs forced an Oakland three-and-out, but Kansas City was forced to punt as the Raiders held the Chiefs to a three-and-out as well. After each team traded another round of punts, Oakland mounted a drive that eventually led them to 1st-and-goal from the Kansas City nine-yard line. The Chiefs defense stiffened up with its back against the wall, holding Oakland out of the end zone. Janikowski's 20-yard field goal put the Raiders up 3-0 with 1:44 left in the first quarter.

After trading punts, QB Brady Quinn's 3rd-and-13 pass intended for WR Dexter McCluster was intercepted by CB Joselio Hanson and returned to the KC 39-yard line.

On 3rd-and-1, S Eric Berry dropped RB Darren McFadden for a two-yard loss. Janikowski connected on a 50-yard field goal to put Oakland up 6-0 with 10:19 left in the first half.

On the first play following the field goal, RB Jamaal Charles broke free down the right sideline, picking up 42 yards on the ground, but the play was called back for a holding penalty. The Chiefs punted after failing to convert 3rd-and-11.

Oakland used two third-down conversions to move the ball into Chiefs territory. After an offensive holding penalty pushed the Oakland offense back, Janikowski attempted a 51-yard field goal that sailed wide left.

The Chiefs went three-and-out, punting back to Oakland. With 0:09 left to play in the first half, Raiders QB Carson Palmer found TE Brandon Myers for 14 yards at the Kansas City 39-yard line. Janikowski connected on a 57-yard field goal as time expired in the half to put the Raiders up 9-0 at the break.

After a three-and-out, Chiefs P Dustin Colquitt booted a season-long 71-yard punt to pin Oakland at its own seven-yard line. The Raiders then went on a 13-play, 81-yard drive that included a 19-yard completion from Palmer to WR Rod Streater and an 18-yard pass from Palmer to WR Denarius Moore. Facing 3rd-and-10, Palmer found Streater for nine yards, settling for a 30-yard Janikowski field goal to put Oakland up 12-0.

The Chiefs had their best drive of the day on the ensuing possession. Quinn found TE Tony Moeaki for 17 yards and an unnecessary roughness penalty on Oakland tacked 15 yards onto the end of the play. On 3rd-and-10, Oakland was called for defensive pass interference on WR Jamar Newsome to give Kansas City 1st-and-goal at the nine-yard line. After a delay of game penalty, Quinn's 4th-and-goal pass for Charles only picked up one yard, giving the Raiders possession inside their own 10-yard line.

McFadden reeled off a 15-yard rush and RB Mike Goodson followed that up with a 43-yard scamper to finish the third quarter. After the long rush, Oakland's drive stalled and Janikowski connected on his fifth field goal of the day, this time from 41 yards out, putting Oakland up 15-0.

LB Brandon Siler forced a McFadden fumble that was recovered by LB Justin Houston at the Oakland 18-yard line. Kansas City could not take advantage of the turnover though as Quinn's 4th-and-18 pass for WR Jon Baldwin fell incomplete in the endzone, ending the last real Chiefs scoring threat of the day and sealing the 15-0 victory for Oakland.

- OAK — Janikowski, 20-yard field goal (11-58, 5:52)
- OAK — Janikowski, 50-yard field goal (4-7, 1:46)
- OAK — Janikowski, 57-yard field goal (7-52, 0:56)
- OAK — Janikowski, 30-yard field goal (13-81, 7:25)
- OAK — Janikowski, 41-yard field goal (9-69, 4:04)

Team Statistics	Raiders	Chiefs
First Downs.....	21	7
Total Net Yards.....	385	119
Rushes/Net Yards.....	45/203	10/10
Net Passing.....	182	109
Pass Attempts/Completions.....	30/18	32/18
Had Intercepted.....	0	1
Times Sacked/Yards.....	0.0/0.0	4.0/27.0
Punts/Average.....	4/51.3	7/54.7
Penalties/Yards.....	5/62	7/60
Fumbles/Lost.....	2/1	0/0
Possession Time.....	40:06	19:54

RUSHING

- KC — Charles 9-10; Hillis 1-0.
- OAK — McFadden 30-110; Goodson 13-89; Palmer 2-4.

RECEIVING

- KC — McCluster 7-59; Moeaki 3-36; Charles 3-18; Draughn 3-11; Newsome 1-6; Wylie 1-6.
- OAK — Streater 5-62; Moore 5-46; McFadden 4-39; Myers 2-15; Goodson 1-14; Reece 1-6.

PASSING

- KC — Quinn 32-18-136, 0 TDs, 1 INT.
- OAK — Palmer 29-18-182, 0 TDs, 0 INTs. Pryor 1-0-0, 0 TDs, 0 INTs.

INTERCEPTIONS

- KC — None.
- OAK — Hanson 1-3.

SACKS

- KC — None.
- OAK — Bryant 1.0; Carter 1.0; Kelly 1.0; Wheeler 1.0.

FIELD GOALS

- KC — None.
- OAK — Janikowski (20) (50) 51WL (57) (30) (41).



P Dustin Colquitt boots one of seven punt in the contest, one of which was a season-long 71-yarder.



GAME 15

Colts 20, Chiefs 13

December 23, 2012 • Arrowhead Stadium • 62,938



INDIANAPOLIS	7	6	0	7	—	20
KANSAS CITY	3	0	10	0	—	13

The Kansas City Chiefs totaled 507 yards of offense, but it wasn't enough to stop Indianapolis QB Andrew Luck and the Colts offense, who walked out of Arrowhead Stadium with a 20-13 win, clinching a spot in the postseason.

Kansas City forced an Indianapolis punt on the Colts first drive. However, facing a 3rd-and-11 on their opening drive, Chiefs QB Brady Quinn's pass for WR Dexter McCluster was intercepted by Colts CB Darius Butler, who returned it 32 yards for a touchdown to go up 7-0.

After the score, Quinn connected with WR Jon Baldwin for a 57-yard gain to the Colts' 23-yard line. Later in the drive, KC wasn't able to overcome a penalty and had to settle for a 47-yard FG by Chiefs K Ryan Succop, making the score 7-3 in favor of the Colts.

Kansas City's defense handled Indianapolis its very next drive. Chiefs S Eric Berry stopped Colts RB Vick Ballard for a one-yard loss, followed by Chiefs LB Derrick Johnson sacking Luck, who also went down on the next play, courtesy of Chiefs LB Tamba Hali, forcing the Colts to punt.

RB Peyton Hillis took over on the next drive. He carried the ball five times for 34 yards, helping move the ball to the Colts' 25-yard line, but Succop's 43-yard field goal attempt was wide right. Hillis finished the game with 15 carries for 101 yards.

The Colts responded to the missed FG with a seven-play drive that lasted 2:14 and ended with a 48-yard FG by Colts K Adam Vinatieri, putting Indianapolis up 10-3.

The Chiefs and Colts exchanged punts on the game's next-two drives.

Kansas City put a strong drive together that was ultimately foiled by a RB Jamaal Charles fumble that was recovered at the Colts 16-yard line. After the fumble, the Colts used seven plays to cover 60 yards and Vinatieri added a 36-yard FG, making it 13-3 Colts going into halftime.

Coming out of the locker room, Charles needed just one play to redeem his earlier fumble. Starting the second half, Charles took the first play for an 86-yard touchdown run to narrow the margin to 13-10 Indianapolis.

Charles had 22 carries for 226 yards in the game, his second 200-plus-yard performance of the season. Hillis and Charles became the first KC running-back duo to both rush for more than 100 yards in the same game since Christian Okoye (122 yards) and Harvey Williams (103 yards) did it on 10/7/1991 vs. Buffalo.

Kansas City scored again two drives later on an eight-play, 52-yard drive that resulted in a 47-yard Succop field goal to tie the score at 13-13 heading into the fourth quarter.

With 10:21 remaining in the game, the Chiefs faced a 4th-and-one on the Colts' 27-yard line and decided to go for it, but Quinn's QB sneak came up short.

Luck and the Colts then marched 73 yards in 13 plays, and Luck eventually found WR Reggie Wayne from seven yards out for the score to go up 20-13.

Facing a seven-point deficit, with 4:03 remaining in the game, the Chiefs went three-and-out and had to punt and would not see the ball again. The Colts were able to run the clock out on the Chiefs hopes of a comeback.

GAME NOTES

- RB Jamaal Charles became the NFL all-time leader in yards per carry average by eclipsing 750 career carries, reaching 770 rushes for 4,483 yards (5.82 avg.).

- IND — Butler, 32-yard interception return (Vinatieri kick)
- KC — Succop, 47-yard field goal (6-51, 1:50)
- IND — Vinatieri, 48-yard field goal (7-37, 2:14)
- IND — Vinatieri, 36-yard field goal (7-60, 0:55)
- KC — Charles, 86-yard run (Succop kick) (1-86, 0:20)
- KC — Succop, 47-yard field goal (8-52, 4:02)
- IND — Wayne, 7-yard pass from Luck (Vinatieri kick) (13-73, 6:05)

Team Statistics	Colts	Chiefs
First Downs	16	22
Total Net Yards	288	507
Rushes/Net Yards	26/90	44/352
Net Passing	198	155
Pass Attempts/Completions	36/17	22/10
Had Intercepted	0	2
Times Sacked/Yards	3.0/7.0	1.0/7.0
Punts/Average	7/45.4	3/46.0
Penalties/Yards	4/48	9/75
Fumbles/Lost	1/0	1/1
Possession Time	27:40	32:20

RUSHING

- KC — Charles, 22-226, TD; Hillis 15-101; Quinn 5-11; McCluster 1-10; Draughn 1-4.
- IND — Ballard 20-69; Luck 6-21.

RECEIVING

- KC — Wylie 3-36; McCluster 3-30; Baldwin 2-64; Newsome 1-28; Charles 1-4.
- IND — Wayne 5-81, TD; Avery 5-38; Allen 3-18; Hilton 2-34; Moore 1-32; Fleener 1-2.

PASSING

- KC — Quinn 10-22-162, 0 TDs, 2 INTs.
- IND — Luck 17-35-205, TD, 0 INTs. Hilton 0-1-0, 0 TDs, 0 INTs.

INTERCEPTIONS

- KC — None.
- IND — Butler 1-32, TD; Davis 1-0.

SACKS

- KC — Flowers 1.0; Hali 1.0; Johnson 1.0.
- IND — Freney 1.0.

FIELD GOALS

- KC — Succop (47) 43WR (47).
- IND — Vinatieri (48) (36).



RB Jamaal Charles rushed for 226 yards on 22 carries, his second 200-plus-yard performance of the 2012 season.



GAME 16

Broncos 38, Chiefs 3



December 30, 2012 • Sports Authority Field at Mile High • 76,502

KANSAS CITY.....	0	3	0	0	—	3
DENVER.....	7	14	14	3	—	38

Kansas City was overmatched against a Denver team that had won 10 straight games entering the contest, and QB Peyton Manning showed that he fully returned from neck surgery in the 2011 season as the Chiefs fell 38-3 to the AFC's No. 1 playoff-seeded Denver Broncos at Sports Authority Field at Mile High.

Kansas City opened the game with a three-and-out, and Manning and the AFC West champion Broncos quickly went to work. Manning connected on four of five passes to start the game, eventually leading to a three-yard touchdown run by RB Knowshon Moreno putting Denver up 7-0 early in the first.

Despite converting three third downs during their next drive, the Chiefs' drive stalled just inside Denver territory. P Dustin Colquitt punted and the ball was downed at the Denver nine-yard line.

Manning hit WR Demaryius Thomas on 20- and 24-yard passes before CB Javier Arenas forced a RB Ronnie Hillman fumble, which CB Brandon Flowers returned for 64 yards deep into Denver territory. The turnover set up a 23-yard K Ryan Succop field goal to make the score 7-3 with 14:53 left in the first half.

After forcing a Denver three-and-out, the Chiefs used a 14-yard reception from RB Jamaal Charles and a 13-yard Charles rush to move into Denver territory. QB Brady Quinn then hit TE Tony Moeaki for 16 yards to get to the Denver 10. After the drive stalled, Succop's 33-yard field goal sailed wide left, leaving the score at 7-3.

After the missed field goal, Manning led the Broncos down the field and found WR Eric Decker for an 11-yard touchdown to go up 14-3 with 5:32 left in the first half. After two Kansas City punts, Manning led Denver in the two-minute offense, moving the ball 59 yards on eight plays, eventually capping the half with a 16-yard touchdown strike to Decker with 0:10 left for a 21-3 lead at the intermission.

Denver extended its lead on the opening drive as RB Lance Ball picked up 22 yards on the ground in the middle of an 11-play, 80-yard drive, with Manning hitting Thomas for a 13-yard touchdown to make it 28-3 Denver lead with 9:10 left in the third quarter.

Kansas City's next drive resulted in a punt. The Broncos embarked on a nine-play, 74-yard drive with a 36-yard strike to Thomas to get to the Kansas City three-yard line. After an offsides penalty, on 1st-and-1 from the one-yard line, LB Derrick Johnson nearly intercepted a Manning pass in the back of the end zone. On second down, S Tysyn Hartman stuffed Ball for no gain. On 3rd-and-1, Ball dove into the end zone to put Denver up 35-3 with 1:04 left in the third quarter.

The Chiefs offense again failed to get moving and was forced to punt. Denver used a steady ground attack early in the fourth quarter to drain the clock. FB Jacob Hester reeled off an 18-yard run, setting up a 42-yard K Matt Prater field goal to cap an 11-play, 43-yard scoring drive, extending the lead to 38-3.

After the touchdown, the two teams traded punts until Denver was able to kneel the ball down to run out the clock on the Chiefs season.

GAME NOTES

- RB Jamaal Charles ended the game with 53 rushing yards, giving him 1,509 rushing yards for the season. He became the third player in team history to surpass 1,500 rushing yards in a season, marking the fifth time in team history that the feat has been accomplished.

- DEN — Moreno, 3-yard run (Prater kick) (8-69, 3:06)
- KC — Succop, 23-yard field goal (4-7, 1:16)
- DEN — Decker, 11-yard pass from Manning (Prater kick) (9-76, 4:00)
- DEN — Decker, 16-yard pass from Manning (Prater kick) (8-59, 1:27)
- DEN — Thomas, 13-yard pass from Manning (Prater kick) (11-80, 5:50)
- DEN — Ball, 1-yard run (Prater kick) (9-74, 5:36)
- DEN — Prater, 42-yard field goal (11-43, 6:10)

Team Statistics	Broncos	Chiefs
First Downs.....	32	8
Total Net Yards.....	488	119
Rushes/Net Yards.....	43/172	28/93
Net Passing.....	316	26
Pass Attempts/Completions.....	33/25	16/7
Had Intercepted.....	0	0
Times Sacked/Yards.....	0/0/0.0	4.0/23.0
Punts/Average.....	3/44.7	8/46.6
Penalties/Yards.....	5/30	5/32
Fumbles/Lost.....	1/1	0/0
Possession Time.....	37:30	22:30

RUSHING

- KC — Charles 14-53; Draughn 5-23; Gray 2-9; Hillis 5-4; Quinn 2-4.
- DEN — Ball 15-66, TD; Hester 7-55; Moreno 15-44, TD; Hillman 3-13; Osweiler 3-(-6).

RECEIVING

- KC — Moeaki 2-21; Wylie 2-11; Charles 1-14; McCluster 1-5; Draughn 1-(-2).
- DEN — Thomas 7-122, TD; Decker 7-76, 2 TDs; Stokley 3-49; Dreesen 2-15; Tamme 1-13; Moreno 1-10; Hester 1-7; Willis 1-5.

PASSING

- KC — Quinn 7-16-49, 0 TDs, 0 INTs.
- DEN — Manning 23-29-304, 3 TDs, 0 INTs. Osweiler 2-4-12, 0 TDs, 0 INTs.

INTERCEPTIONS

- KC — None.
- DEN — None.

SACKS

- KC — None.
- DEN — Brooking 1.0; Miller 1.0; Moore 1.0; Wolfe 1.0.

FIELD GOALS

- KC — Succop (23) 33W/L.
- DEN — Prater (42).



CB Brandon Flowers returns a RB Ronnie Hillman fumble 64 yards to the Denver 12-yard line.



HISTORY



AFL ORIGINS

1958 — Lamar Hunt's efforts to acquire an expansion NFL franchise for his hometown of Dallas were rebuked by the league. However, his desire to secure a professional football franchise was further heightened after watching the historic '58 NFL Championship Game between Baltimore and the N.Y. Giants.

1959 — After another attempt at landing an NFL expansion franchise for Dallas was spurned, NFL officials suggested that Hunt contact the Wolfner family, owners of the Chicago Cardinals franchise. Violet Bidwell Wolfner, mother of current Cardinals owner William Bidwell, and her husband Walter eventually agreed to sell Hunt 20 percent of the Cardinals franchise. Hunt declined the opportunity. He then conceived the concept of forming a second league. "Why wouldn't a second league work?" Hunt recalled. "There was an American and National League in baseball, why not football?" Hunt contacted several other individuals who had expressed interest in the Cardinals franchise — Bud Adams (Houston), Bob Howsam (Denver), Max Winter and Bill Boyer (Minneapolis) — and gauged their interest in forming a second league. Adams quickly signed on and the young league, albeit still very much in its infancy stages, already had its first rivalry.

With four teams in the ranks including Hunt's Dallas franchise, he sought franchises in New York and Los Angeles. Before ownership in those cities was secured, Hunt sought the NFL's blessing for his endeavor, hoping that NFL Commissioner Bert Bell would oversee both leagues. "I told myself I didn't want to go into this if it meant some kind of battle," Hunt remembered. "Of course, this was one of the more naive thoughts in the history of pro sports." Although the NFL wanted no part of Hunt's new league, Hunt gave his blessing for Bell to mention it in the course of his testimony before a Congressional committee on July 28th. "At that point, no one had put up a penny, and I had no commitments from New York or Los Angeles," Hunt continued. "But Bert Bell had announced it. We were in business."



Within weeks, Barron Hilton (Los Angeles) and Harry Wismar (New York) agreed to enter the six-team league. On August 14th, the first meeting of the new league was held in Chicago. Charter memberships were issued to six original cities — Dallas, New York, Houston, Denver, Los Angeles and Minneapolis. The league was officially christened the American Football League on August 22nd. Ralph Wilson (Buffalo) was awarded the league's seventh franchise on October 28th and William Sullivan (Boston) became the league's eighth owner on November 23rd, the date of the inaugural AFL draft, which lasted 33 rounds. All eight original owners agreed to contribute \$25,000 and to

post a performance bond of \$100,000. "Before there was a player, coach or general manager in the league, there was Lamar Hunt," said Sullivan. "Hunt was the cornerstone, the integrity of the league. Without him, there would have been no AFL."

In November, the league nearly disbanded before it even played a single game. Winter announced that he was withdrawing from the league to accept an NFL franchise for Minneapolis. The NFL now envisioned an expansion franchise for Dallas, as well, but Hunt declined that offer. "It (the AFL) was so important to me," Hunt said. "I had a lot of money in it, a lot invested in it. Emotionally, I spent a lot of time, effort and energy on it. I felt an obligation. A guy like Billy Sullivan had everything he had in it. It wouldn't have been the right thing to do."

The AFL forged forward as former World War II hero and two-term South Dakota governor Joe Foss was named commissioner on November 30th. A second, 20-round AFL draft was held on December 2nd. Hunt pursued both legendary University of Oklahoma coach Bud Wilkinson and N.Y. Giants defensive assistant Tom Landry to lead his Texans franchise. Wilkinson opted to stay at Oklahoma, while Landry was destined to coach the NFL's franchise in Dallas. Hunt settled on a relatively unknown assistant coach from the University of Miami (Florida), Hank Stram. "One of the biggest reasons I hired Hank was that he really wanted the job," Hunt explained. "It turned out to be a very lucky selection on my part."

THE FOOLISH CLUB



The whole idea of the AFL seemed so far-fetched, the eight team owners were whimsically named "The Foolish Club." Lamar Hunt credited Wayne Valley of the Oakland ownership group for coining that moniker. "I was an amateur photographer and had taken some color pictures of the '64 season," Hunt explained. "I sent out a montage as Christmas gifts one year. At the top was the hand-lettered phrase, The Foolish Club." Both the name and the league would stick.

The American Football League Owners, 1961 — Seated from left: K.S. "Bud" Adams (Houston), Joe Foss (AFL Commissioner). Standing from left: Bill Sullivan (Boston), Cal Kunz (Denver), Ralph Wilson (Buffalo), Lamar Hunt (Dallas), Harry Wismar (New York), Wayne Valley (Oakland), Barron Hilton (San Diego).

1960 — Hunt was elected President of the AFL on January 26th. Minneapolis officially withdrew from the AFL on January 27th. An ownership group from Dallas was awarded an expansion NFL franchise on January 28th to begin play that season in direct competition with the Texans. That same day, AFL owners approved the two-point conversion rule which was utilized for the AFL's 10-year existence, a rule that wouldn't resurface in the NFL for 34 more years. On January 30th, Oakland replaced Minneapolis as the eighth AFL outpost. In another ironic twist, the Chicago Cardinals franchise, which Hunt had attempted to purchase a year earlier, received permission from the NFL to transfer to St. Louis on March 13th. Perhaps the most important moment in the AFL's formative years came on June 9th when the league

signed a five-year television contract with ABC that paid each club \$112,000 during the '60 season.

The Texans set up offices in the Mercantile Securities Building, while Foss headquartered the AFL offices out of Dallas, as well. The Texans shared the Cotton Bowl for three seasons with the NFL's Cowboys. Reserved seats were \$4, general admission \$2 and high school students paid \$.90 that initial season. Don Rossi served as the team's General Manager until November when he was succeeded by Jack Steadman. The Texans conducted their inaugural training camp at the New Mexico Military Institute in Roswell, N.M. The club embarked on a whirlwind preseason barnstorming tour that featured road games in Oakland, Tulsa, Boston, Abilene and Little Rock. An announced crowd of 51,000 at the Cotton Bowl witnessed a 24-3 victory vs. Houston (9/2) as the club concluded a perfect 6-0 preseason record.

The initial regular season victory in team history came by a 34-16 count at Oakland (9/16) thanks to 88 rushing yards, a TD and two FGs from FB Jack Spikes (TCU). In addition to Spikes, the Texans also had a strong home-state identity with QB Cotton Davidson (Baylor), LB Sherrill Headrick (TCU) and RB Abner Haynes (North Texas State). Haynes led the league with 875 rushing yards and nine TDs, as well as combined net yards (2,100) and punt return average (15.4). Haynes' combined net yardage mark remained a franchise record until 2001. Thanks to Haynes, the Texans had a flashy, high-scoring club, which finished the year at 8-6 as three close losses kept the squad from challenging for the division title. The Texans averaged 24,500 for their home games, the highest average in the league.

1961 — Don Klosterman joined the franchise as Director of Player Personnel and a wealth of college talent was infused into the franchise's veins. The Texans and the NFL's Dallas Cowboys both drafted LB E.J. Holub (Texas Tech), described by many scouts as "the best football player in America." Holub decided to play for the Texans, joining three future Chiefs Hall of Famers — DT/DE Jerry Mays (SMU), TE Fred Arbanas (Michigan State) and T Jim Tyrer (Ohio State) — as part of the club's draft class.

The club moved its training camp to Hunt's alma mater of SMU and started the regular season at 3-1 before hitting a six-game losing skid, the longest such streak of Stram's tenure with the franchise. One of those losses was a 28-21 decision in a Friday night contest at Boston (11/3) which featured a bizarre ending as a raincoat-clad fan knocked down a potential game-tying TD from Davidson to E Chris Burford on the game's final play. The team rebounded to claim wins in three of its final four contests to finish 6-8, marking the club's second straight finish behind the Chargers in the AFL West standings.

1962 — Stram was named Coach of the Year and RB Curtis McClinton (Kansas) was named the '62 AFL Rookie of the Year. Haynes became the franchise's first 1,000-yard rusher, concluding the season with 1,049 yards and an AFL-high 13 rushing TDs.

The Texans clinched their initial AFL Western Division Championship in November and finished with an 11-3 regular season record. Dallas won the '62 AFL Championship when K Tommy Brooker connected on a 25-yard field goal during the second overtime of the title game, giving the Texans a 20-17 victory at Houston (12/23). Spanning an elapsed time of 77:54, the game still stands as the second-longest contest in pro football history as the franchise claimed its first of three AFL titles.



LENNY THE COOL

A pivotal moment in franchise history took place on July 2, 1962 when Hank Stram signed free agent QB Len Dawson. Dawson entered the NFL as a first-round draft pick of Pittsburgh in '57, but was waived by Cleveland on June 12th. After spending five uneventful years in the NFL

with the Steelers and Browns, Dawson received his final shot at pro football redemption from Stram. Convinced that Dawson was the man to lead the franchise on the field, the only trade personally orchestrated by Lamar Hunt in team history occurred after the season's first game when the Chiefs sent QB Cotton Davidson to Oakland in exchange for the Raiders first-round pick in '63, a pick that was used to select Hall of Fame DT Buck Buchanan with the first overall selection. As for Dawson, he didn't disappoint in '62, throwing 29 TD passes to earn AFL Player of the Year honors.

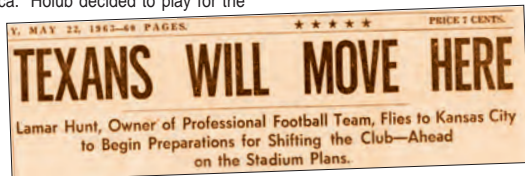
GOIN' TO KANSAS CITY

1963—Despite the Texans championship season in '62, the Dallas market simply could not sustain two professional football franchises. Kansas City Mayor H. Roe Bartle

learned of Hunt's interest in a new home for the Texans and extended an invitation for Hunt and Jack Steadman to move the franchise to Mid-America. After the

duo visited Kansas City on an incognito basis, an ambitious campaign took shape to deliver on Bartle's guarantee to Hunt of tripling the season-ticket base the Texans had enjoyed in Dallas. Kansas City's mayor, nicknamed "The Chief," also promised to add 3,000 permanent seats to Municipal Stadium, as well as 11,000 temporary bleacher seats. Along with Bartle, a number of other prominent

Kansas Citians stepped forward to aid in the efforts, putting together more than 1,000 workers to sell season tickets. On May 22nd, Hunt announced he was moving the franchise to Kansas City. Hunt and Stram jested at one point about calling the relocated team the Kansas City Texans, but thanks to the insistence of Steadman and a "name-the-team" contest, the Chiefs were officially christened on May 26th, in part to honor the efforts of Bartle. During their inaugural season in Kansas City, the Chiefs charged \$7 for box seats and \$6 for reserved seats at Municipal Stadium.



Stram



Three highly-touted draft choices began their tenures with the club in '63. Hunt's trade of Davidson landed the number one overall selection in the AFL Draft, which Kansas City used to select Hall of Fame DT Buck Buchanan (Grambling). Ironically, the Raiders would later draft Hall of Fame G Gene Upshaw in '67 for the express purpose of blocking Buchanan. The Chiefs tabbed G Ed Budde (Michigan State) with their own number one selection, while stealing another future Hall of Fame inductee, LB Bobby Bell (Minnesota) in the seventh round. Buchanan, Budde and Bell all became starters on their way to a combined 526 games with the team. The first appearance of the Chiefs in Municipal Stadium attracted just 5,721 fans for a 17-13 preseason victory vs. Buffalo (8/9). Tragedy struck the club when rookie RB Stone Johnson (Grambling), who was a sprinter in the '60 Olympics in Rome, suffered a fractured vertebra in his neck in a preseason game vs. Houston (8/30) in Wichita, Kan. He died 10 days later on September 8th and his jersey number 33 was subsequently retired. Kansas City opened the regular season with a 59-7 victory at Denver (9/7), a contest that remains the highest-scoring effort in team history. On October 1st, the club moved into its new Swope Park practice facility on East 63rd Street, where the team's headquarters remained until the opening of Arrowhead Stadium in '72. The Chiefs managed just one win and two ties in their next nine games before racking up three consecutive wins to close the year at 5-7-2.



1964 — On January 29th, the AFL and NBC signed a landmark five-year, \$36-million television contract beginning with the '65 season. The Chiefs began the year with a 2-1 mark before dropping three consecutive games as several of the team's best players, including LB E.J. Holub, TE Fred Arbanas and S Johnny Robinson, missed numerous games with injuries. Arbanas missed the final two games of the year after undergoing surgery to his left eye, in which he suffered almost total loss of vision. RB Mack Lee Hill (Southern), who signed with the club as a rookie free agent and received a \$300 signing bonus, muscled his way into the starting lineup and earned a spot in the AFL All-Star Game. The club finished the season with two consecutive wins to close the season at 7-7, finishing second in the AFL West behind San Diego (8-5-1). An average of 18,126 fans attended each home game at Municipal Stadium, prompting talks at the AFL owners' meeting about the future of the franchise in Kansas City.

BIDDING WARS, MERGER TALKS & GLORY DAYS

1965 — The AFL and NFL had been openly competing for talent for years, but that bidding war for players heated up for the Chiefs in '65. Kansas City made RB Gale Sayers (Kansas) their first-round draft pick, but Sayers eventually signed with the Chicago Bears.

The club suffered a devastating blow when RB Mack Lee Hill suffered torn ligaments in his right knee in the next-to-last regular season game of the year at Buffalo (12/12). Following what was expected to be a routine surgery on December 14th at Menorah Hospital in Kansas City, Hill died from what was termed "a sudden and massive embolism." Hunt called Hill's death "the worst shock possible." Beginning the following year, the club annually bestowed the Mack Lee Hill Award on its top rookie or first-year performer in honor of this fallen young star. Just days after Hill's unexpected death, the mourning Chiefs defeated Denver (12/19) to finish the year with a 7-5-2 record.

1966 — The escalation in player salaries paid by the two leagues eventually led to a series of clandestine meetings between Hunt and Tex Schramm of the Cowboys that began in April at Love Field in Dallas. While merger groundwork was being laid, the Chiefs engaged in more subterfuge during the '66 draft. DE Aaron Brown (Minnesota) was highly coveted by many clubs, including the NFL's Steelers. The Steelers couldn't locate Brown on draft day since he was already aboard a flight with Hunt, who carried out the first mid-air signing in team history. Despite being drafted in the 20th round of the AFL Draft, the Chiefs signed Heisman Trophy RB Mike Garrett (USC)

who earned AFL Rookie of the Year honors. Plans for the AFL-NFL merger were officially announced by NFL Commissioner Pete Rozelle on June 8th. The Chiefs started the season at 3-0, including a 32-10 win at Oakland (9/18) in the first contest played at the Oakland-Alameda County Coliseum. A crowd of 43,885 attended the Chiefs home opener vs. defending AFC Champion Buffalo (10/2), the largest ever to witness a sports event in Kansas City at the time. The Chiefs dropped a 29-14 decision to the Bills, but after the contest, Stram and Buffalo Head Coach Joe Collier negotiated a trade in the middle of the field. Kansas City got K Mike Mercer for a fifth-round pick, solidifying one of the few weaknesses on the squad. Dawson led the league in passing, while

the Bills, but after the contest, Stram and Buffalo Head Coach Joe Collier negotiated a trade in the middle of the field. Kansas City got K Mike Mercer for a fifth-round pick, solidifying one of the few weaknesses on the squad. Dawson led the league in passing, while

THE OTIS ACQUISITION

One of the more colorful tales in franchise lore transpired days before the '65 draft. The Cowboys had WR Otis Taylor (Prairie View A&M) sequestered at the Continental Hotel in Dallas. Chiefs scout Lloyd Wells, who was instrumental in the signing of many key players during the '60s, thought he had Taylor's services secured for the Chiefs when he learned of the Cowboys chicanery. After ascertaining the receiver's location from Taylor's mother, Wells posed as a reporter from Ebony magazine and slipped his phone number to Taylor unbeknownst to a Cowboys "bodyguard" watching Taylor's hotel door. At 3:00 AM one of the greatest "escapes" in franchise history was consummated as the receiver climbed out a bathroom window and into an awaiting Cadillac. Taylor and Wells boarded a flight for Kansas City later that morning and Taylor, with a shiny new vehicle in his possession, was subsequently drafted by the Chiefs in the fourth round, beginning an illustrious Kansas City career.



Taylor became the first 1,000-yard receiver in franchise history, registering 1,297 yards. The Chiefs finished three games in front of Oakland to claim an AFL West title with an 11-2-1 record, setting the stage for the franchise's second trip to the AFL Championship Game.

1967 — Using a dazzling I-formation offense and a smothering defense, the Chiefs claimed a dominating 31-7 victory in the AFL title game at Buffalo (1/1) on the same day that future Chiefs star Derrick Vincent Thomas was born in Miami, Fla. That victory propelled Kansas City to the first AFL-NFL World Championship Game, later renamed Super Bowl I. The term “Super Bowl” was coined by Hunt during a committee meeting, inspired by a “Super Ball” owned by each of his three children. Although not officially adopted until the third such AFL-NFL World Championship Game, the name Super Bowl was seized upon by the media and quickly became a part of the worldwide sports lexicon. At the Los Angeles Memorial Coliseum, the Chiefs met Vince Lombardi’s powerful Green Bay Packers (1/15). The Chiefs played the Packers close for a half, trailing 14-10, but Green Bay took control in the final two quarters, winning the game by a score of 35-10.

The club’s special teams got a boost with the addition of K Jan Stenerud (Montana State), who originally enrolled in school on a skiing scholarship, and KR Noland “Super Gnat” Smith (Tennessee State). Interest in the team skyrocketed, forcing an increase in seating capacity at Municipal Stadium from 40,000 to 47,000. In June, Jackson County voters approved a \$43 million bond issue for construction of The Truman Sports Complex. The first contest between AFL and NFL teams in Kansas City resulted in a commanding 66-24 Chiefs victory vs. Chicago at Municipal Stadium (8/23). Injuries again hit the club hard during the regular season as the Chiefs clawed their way to a 9-5 record.



1968 — A debate raged in Kansas City whether the club’s new stadium should be built downtown or at a “remote” location. A location in Eastern Jackson County was chosen as the site and groundbreaking ceremonies took place in July with plans calling for a unique “rolling roof” design. The ‘68 Chiefs boasted one of the finest defenses ever assembled by the club, allowing a franchise-low 170 points (12.1 ppg). The nucleus of the defensive unit was clearly in its prime, producing six AFL All-Stars, including all three of the squad’s linebackers. Offensively, Dawson led the AFL in passing for the fourth time. The Chiefs began the season with a 7-1 record and rattled off five straight victories to close the regular season at 12-2, sharing the AFL West crown with the Raiders and setting up an AFL Western Division Playoff Game. Kansas City lost a 41-6 decision at Oakland (12/22) in the club’s first postseason outing since Super Bowl I as the Raiders advanced to the AFL Championship Game against the N.Y. Jets.

1969 — The Chiefs continued the momentum they built during the ‘68 campaign by posting a perfect 6-0 record

during preseason play. Kansas City began the regular season with four consecutive road games for the only time in team history. After a decisive 27-9 win at San Diego (9/14), the club posted a 31-0 shutout at Boston (9/21), but Dawson sustained a knee injury against the Patriots. The once-optimistic picture for the Chiefs went from bad to worse the following week when backup QB Jacky Lee went down with a broken ankle in a 24-19 loss at Cincinnati (9/28). That injury left the team’s most crucial position in the hands of second-year QB Mike Livingston, who took just five snaps as a rookie in ‘68. However, Livingston engineered



LEGENDARY LINEBACKERS

The Chiefs found a pair of linebacking gems in the second round of the ‘67 draft in #51 Jim Lynch (Notre Dame) and #63 Willie Lanier (Morgan State). That duo joined #78 Bobby Bell to form one of the most legendary linebacker trios in pro football annals.

a five-game winning streak, while getting plenty of help from the club’s defense. The team’s home opener at Municipal Stadium was played in a daylong deluge referred to as a “frog-strangler” by Chiefs radio broadcaster Bill Grigsby. The Chiefs and Oilers combined for 14 fumbles in a 24-0 Kansas City victory (10/12). Dawson returned to the starting lineup in a 27-3 win vs. San Diego (11/9) and guided the club to three wins in the season’s next four games. Broncos coach Lou Saban was infuriated following the Chiefs 31-17 win vs. Denver (11/27). Trailing 24-17 late in the game, Denver attempted an onside kick that was recovered by LB Bobby Bell, who promptly returned that kick for a 53-yard TD. Livingston started the following week vs. Buffalo (12/7) for an again-injured Dawson, who returned for the regular season finale at Oakland (12/13). A 10-6 loss vs. the Raiders gave the Chiefs an 11-3 record, good for second in the division behind Oakland (12-1-1). In an AFC Divisional Playoff Game at the N.Y.

Jets (12/20), Kansas City rode its dominating defense which produced a crucial goal-line stand en route to a 13-6 win over the defending Super Bowl champions to set up a rematch with the Raiders in the final AFL Championship Game.

1970 — In the final game in AFL history, the Chiefs became the league’s only three-time champions, defeating the Raiders by a 17-7 count at Oakland (1/4). Making the

THREE-TIME AFL CHAMPIONS

With a 17-7 win over the Oakland Raiders in the ‘69 AFL Championship Game, Kansas City became the only team in AFL history to claim three league titles. The club also won AFL Championships in ‘62 and in ‘66. During the AFL’s 10-year existence, the Chiefs compiled a league-best 87-48-5 (.639) regular season record under head coach Hank Stram.



Hunt and Stram

victory even more satisfying for the Chiefs was the fact that the Raiders players had to sheepishly walk out of the stadium with the luggage they had packed for New Orleans and Super Bowl IV. During the days preceding Kansas City's clash with the heavily-favored Vikings, unsubstantiated media reports associating Dawson with a known gambler hounded the Chiefs quarterback. The night before the game, Ed Sabol of NFL Films approached Vikings coach Bud Grant about being filmed for the game. Grant declined, but Stram accepted. As both the Chiefs and the cameras rolled, Stram clamored for his team to run "65 toss power trap" and to "keep matriculating the ball down the field." The Chiefs used the game as a crusade for the American Football League and wore "AFL-10" patches which referred to the league's 10-year existence. The Chiefs used three Stenerud FGs and a Garrett TD run to take a 16-0 halftime lead. A dynamic 46-yard TD pass from Dawson to Taylor in the third quarter sealed the victory as Dawson was named the game's Most Valuable Player. Perhaps the gristiest performance of the day came from S Johnny Robinson, who registered two interceptions and a fumble recovery despite playing with three broken ribs. At approximately 5:20 p.m., the final seconds ticked off the clock at Tulane Stadium as the biggest moment in Kansas City sports history came to a peak as the Chiefs were crowned World Champions by claiming a 23-7 victory in Super Bowl IV (1/11). A victory parade ensued upon the club's triumphant return to Kansas City the following day.

Replicating the success of '69 proved a difficult task for Stram and company. RB Mike Garrett, who was the club's all-time leading rusher at the time, was traded to San Diego and replaced in the lineup by RB Ed Podolak. Despite a 44-24 win at Baltimore (9/28) in just the second-ever telecast of ABC's Monday Night Football package, the Chiefs owned a 3-3-1 record at the season's midpoint. One of the season's pivotal junctures came in a 17-17 tie vs. Oakland (11/1). The Chiefs were ahead 17-14 when Dawson apparently sealed the win, running for a first down which would have allowed Kansas City to run out the clock. While on the ground, Dawson was speared by Raiders DE Ben Davidson in an infamous incident that cost the Chiefs a victory and further inflamed the already heated Chiefs-Raiders rivalry. WR Otis Taylor retaliated and a bench-clearing brawl ensued. Offsetting penalties were called, nullifying Dawson's first down. The Chiefs were forced to punt and Raiders K George Blanda eventually booted a game-tying FG with 0:08 remaining. That tie ultimately cost the Chiefs a tie with Oakland for the division crown as Kansas City finished the year with a 7-5-2 record, while the Raiders went 8-4-2.

1971 — The '71 Chiefs were regarded by many as the finest squad ever assembled by the franchise, including Lamar Hunt. "I always thought that was the peak of our best team, our '71 squad," Hunt recalled. The '71 Chiefs fielded perhaps the most complete squad in franchise history, featuring a team-record 11 Pro Bowl performers. Offensively, WR Otis Taylor led the league with 1,110 receiving yards. The longstanding linebacking trio of Willie Lanier, Bobby Bell and Jim Lynch was the league's best. The offensive line was headlined by G Ed Budde and T Jim Tyrer, while the defensive front featured a pair of Pro Bowlers in DTs Buck Buchanan and Curley Culp. Both K Jan Stenerud and P Jerrel Wilson represented the squad in the Pro Bowl, as well. The '71 squad became the first in team annals to register two Monday Night Football wins. After bolting to a 5-1-1 start, the club went 5-2 during the second half of the season to finish the year at 10-3-1. A

16-14 home victory vs. Oakland (12/12) gave the franchise its initial AFC West title.

The great promise of the '71 campaign ended dramatically in the longest game in NFL history, an AFC Divisional Playoff Game played on Christmas Day. It took 82:40, but a 37-yard FG from Dolphins K Garo Yepremian finally ended the game as Miami claimed a 27-24 double OT win in the final football contest played at Municipal Stadium. Podolak accounted for an incredible 350 combined net yards, a figure that remains an NFL postseason record. The baton of power in the AFC was officially passed to the Dolphins, who went on to appear in three consecutive Super Bowls. It would be the Chiefs last playoff appearance for 15 years, effectively signaling the conclusion of the franchise's original glory days.

FOND FAREWELLS

1972 — The last original member of the '60 Dallas Texans departed on July 12th when S Johnny Robinson announced his retirement at training camp. Meanwhile, QB Len Dawson ended speculation about his retirement by signing a two-year contract. Hunt became the first AFL figure to be inducted into the Pro Football Hall of Fame on July 29th.

ARROWHEAD OPENS


After two different construction strikes and a myriad of other delays, Arrowhead Stadium was officially dedicated on August 12, 1972 when the Chiefs registered a 24-14 victory vs. the St. Louis Cardinals. RB Ed Podolak scored the first TD in the facility. "It was supposed to be finished on July 1st and it wasn't even close," recalled Jack Steadman. In fact, seats weren't even installed yet in some areas of the stadium, including Hunt's private suite, where guests sat on folding chairs that inaugural year. Regular season ticket prices for the team's first season in Arrowhead were \$8 for box seats and \$7 for reserved seating. Mayor H. Roe Bartle is shown at right trying out the first seat installed in Arrowhead.



The Chiefs lost a 20-10 decision vs. Miami (9/17) on Opening Day at Arrowhead in front of a crowd of 79,829. Municipal Stadium hosted its final pro sporting event as the Royals defeated the Rangers by a 4-0 count (10/4). A standing-room-only crowd of 82,094 fans was in attendance for a 27-14 victory vs. Oakland (11/5), the largest "in-house" attendance total for an NFL contest in Arrowhead's history. After a 5-3 start, a three-game losing streak effectively eliminated the club from playoff contention. An 8-6 record was good enough for only a second-place finish in the AFC West behind Oakland. LB Willie Lanier became the first Chiefs player to receive the prestigious NFL Man of the Year Award.

1973 — The defense kept the club in virtually every game thanks to a nucleus that still included the bulk of the squad's Super Bowl IV starters. QB Mike Livingston started in a 23-13 Opening Day loss vs. Los Angeles (9/16), but Dawson returned to rally the club for three

consecutive wins to get the club off to a 3-1 start for a third straight year. Inconsistency and injuries took their toll down the stretch, though. Dawson made his final start of the year in a 23-14 loss at Buffalo (10/29) and was replaced for the remainder of the year by Livingston, beginning a string of three straight seasons in which both players split time at the position. Livingston led the club to three straight wins, putting the team in first place in mid-November with a 6-3-1 record. A 1-2-1 ledger over the season's final month ended the club's postseason aspirations as the team finished the year in a second-place tie with Denver at 7-5-2. Dawson became the second Chiefs player in as many years to win the NFL Man of the Year Award.



1974 — The AFC-NFC Pro Bowl was held at Arrowhead on January 20th with the AFC claiming a 15-13 win thanks to five FGs from Miami K Garo Yepremian. While the club's sparkling new facility was drawing rave reviews, the Chiefs

roster was beginning to show its age. The result was the team's first losing season in 11 years as the club was unable to string together consecutive victories during the year, a first in Chiefs franchise history. Many of the club's key players were entering the twilight of their careers: Dawson was 39, T Jim Tyrer was 35, LB Bobby Bell, DT Buck Buchanan and G Ed Budde were 34, T Dave Hill was 33 and WR Otis Taylor was 32. One of the year's few bright spots in the 5-9 season was CB Emmitt Thomas, who led the league with a franchise-record 12 INTs. The final game of the '74 campaign marked the final time all six of Kansas City's Pro Football Hall of Fame players from the club's Super Bowl era took the field together with Stram. Including Lamar Hunt and five future Vikings Hall of Famers, an amazing total of 13 Hall of Fame inductees were involved in that '74 game. That 35-15 loss vs. Minnesota (12/14) provided an anti-climatic conclusion to Stram's illustrious coaching career in Kansas City and was also the final game in a Chiefs uniform for eight-time All-Pro LB Bobby Bell. Three days later, the only head coach in franchise history was relieved of his duties on December 27th after compiling a 124-76-10 regular season record with the club.

1975 — San Francisco 49ers defensive coordinator Paul Wiggin was named the second head coach in franchise history on January 23rd. A former Pro Bowl defensive end for the Cleveland Browns, Wiggin inherited the unenviable task of rebuilding a squad whose pool of talent had been largely depleted due to age and a number of ill-fated trades that had left the club devoid of first-round draft choices in '73 and '75. After an 0-3 start to the season, Wiggin directed the Chiefs to three straight wins, beginning with a convincing 42-10 victory vs. Oakland (10/12). The highlight of the season was a 34-31 upset win at Dallas (11/10) on Monday Night Football. But the club could not maintain that success. Owning a 5-5 record heading into the homestretch of the season, injuries to a number of key players crippled the team. The team dropped its final four contests of the year to finish at 5-9 for the second consecutive season. The regular season finale at Oakland (12/21) marked the final games in the Hall of Fame careers of Dawson and Buchanan.

1976 — Buck Buchanan officially hung up his spikes in February, while Dawson announced his retirement on May 1st. Off the field, Jack Steadman was promoted to President and Jim Schaaf was named General Manager

in August. On the field, Kansas City's fortunes didn't improve in the second year of the Wiggin regime. The club dropped three straight home games before suffering a 50-17 setback at Buffalo (10/3), opening the season at 0-4 for the first time in team history. The team registered a 3-1 record during a successful midseason stretch but could not maintain that momentum. After lingering in Dawson's shadow for eight seasons, QB Mike Livingston was firmly entrenched as the team's starter, becoming the first signal-caller to start every regular season game since Dawson in '68. Even though he played well and rallied the squad for wins in two of the season's final three games, the Chiefs still ended the year with their third consecutive 5-9 record. RB Ed Podolak surpassed RB Abner Haynes as the all-time leading ground gainer in team history in the final game of the year vs. Cleveland (12/12). RB MacArthur Lane was another offensive threat, becoming the first player in franchise history to lead the league in receptions (66). One of the club's final ties to its glory days was severed when the dismantling of Municipal Stadium began on April 13th. A portion of the site was later developed into a community garden.

1977 — On the field, the Chiefs suffered their worst season to date, winning just twice and undergoing a midseason coaching change. An 0-5 start doomed the squad with a 44-7 loss at Cleveland (10/30) effectively sealing Wiggin's fate. Despite the club's record Wiggin was still a popular figure in Kansas City, but was nonetheless relieved of his duties on Halloween, marking the first in-season coaching switch in team history. Wiggin concluded his tenure with an 11-24 record. Defensive backs coach Tom Bettis was named interim coach and claimed a 20-10 victory vs. Green Bay (11/6) in the club's initial contest under his direction, but it was the only victory of his brief head coaching tenure. The team endured a six-game losing streak to conclude the season at 2-12. Bettis and the remainder of the coaching staff assembled by Wiggin were released on December 19th one day after a 21-20 loss at Oakland (12/18) in the regular season finale. Marv Levy, the former head coach of the CFL's Montreal Alouettes, was named the fourth head coach in franchise history on December 20th. The heart and soul of the Chiefs once-vaunted defense departed when roommates Lanier and Lynch, who both joined the club together as second-round draft picks in '67, retired following the '77 campaign. Baltimore later acquired Lanier's rights in a trade, but failed to lure him out of retirement.

THE LEVY ERA

1978 — Levy's systematic restocking of a relatively barren defensive roster began with a '78 draft class that included a pair of future Chiefs Hall of Fame enshrinees in DE Art Still (Kentucky) and LB Gary Spani (Kansas State). Another tie to the club's Super Bowl IV team was cut when RB Ed Podolak, who was the club's all-time leading rusher at the time, retired on June 15th. Perhaps Levy's most unconventional tactic in rebuilding the Chiefs was installing the Wing-T offense. "It was a situation where we took over a team that had the worst defensive record in the history of the National Football League," he later explained. "We wanted to keep that defense off the field, so we ran the ball 60 times a game." The '78 Chiefs ran and ran often, posting franchise records with 663 rushing attempts and 2,986 ground yards. Levy's squad ran the ball a staggering 69 times in a 24-23 Opening Day win at Cincinnati (9/3), the most rushing attempts in an NFL contest since '48.

Five different players had 100-yard rushing games during the year, including RB Tony Reed who finished the season with 1,053 yards to become the team's first 1,000-yard back since '67. Despite the squad's Opening Day success, the club lost 10 of its next 11 games, including a pair of OT decisions. However, the team showed signs of improvement with the defense recording a 23-0 shutout vs. San Diego (11/26) as the club concluded its first 16-game schedule with a 4-12 mark.



"GIVE A CHEER FOR KANSAS CITY"

by Marv Levy

*Give a cheer for Kansas City,
Loud and clear for the Red and Gold,
As the Chiefs march on to victory
Like our mighty teams of old.*

(Refrain)

*Rah, Rah, Rah, for Kansas City
Rah, Rah, Rah for Red and Gold
As the Chiefs march on to victory
Like our mighty teams of old*

*Beat the drum, here they come
Warriors, brave and strong.
In the stands, loyal fans
Cheer our team along*

1979 — Kansas City owned a pair of picks in the first round of the draft, selecting DE Mike Bell (Colorado State) and QB Steve Fuller (Clemson). By the season's third game, Fuller had supplanted QB Mike Livingston as the club's starter. With Fuller at the helm, the Chiefs owned a 4-2 record after six games, but a five-game midseason losing stretch sullied that effort. Despite finishing fifth in the AFC West for a second straight season, Kansas City's 7-9 record was a notable accomplishment considering the fact that the division's other four clubs all posted winning records for a second consecutive season. The Chiefs lost a 3-0 decision at Tampa Bay (12/16) in one of the most water-logged contests in franchise annals. As both clubs struggled to move the ball under monsoon-like conditions, a late fourth-quarter FG by the Buccaneers averted the NFL's first scoreless tie since '43.

1980 — An infusion of new talent continued at Arrowhead. G Brad Budde (USC), the son of Chiefs Hall of Fame G Ed Budde, was selected as the club's first-round draft choice, making the Buddes the first father-son combination to become first-round draftees of the same team in NFL history. In a then-controversial move on August 26th, the Chiefs released K Jan Stenerud, who at the time was the club's all-time leading scorer. He was replaced by journeyman K Nick Lowery, who had been cut 11 times by eight different teams himself. He finished his career with the club in '93 as the franchise's all-time leading scorer with 1,466 points. After enduring an 0-4 start, the club rebounded to post a four-game victory streak. After Fuller was sidelined with a knee injury late in the season, former Miami 12th-round draft choice QB Bill Kenney entered the lineup. He was so anonymous that when he appeared in that contest, the name on the back of his jersey was inadvertently misspelled "Kenny." Kenney went on to lead the club to a 31-14 victory vs. Denver (12/7) in his initial NFL start. The defense continued to evolve as DE Art Still and S Gary Barbaro became the first Chiefs defensive players to be elected to the Pro Bowl in five seasons. The Chiefs finished the year at 8-8, the club's highest victory tally since '72.

1981 — Kenney supplanted Fuller as the club's starting quarterback and directed the Chiefs to a 6-2 start, including a 37-33 win over the defending Super Bowl champion Steelers at Pittsburgh (9/6) on Opening Day. Second-round draft choice RB Joe Delaney (NW

Louisiana) electrified the club's offense by rushing for 1,121 yards, a team single-season record at the time. He was named the AFC's Rookie of the Year and became the first running back to represent the franchise in the Pro Bowl. Delaney registered a 193-yard performance in a 23-10 win vs. Houston (11/15), the best single-game total ever amassed by a Kansas City rookie. "I've played against the best — O.J. Simpson, Gale Sayers, Walter Payton and (Delaney) ranks right up there with them," remarked Oilers Hall of Fame DE Elvin Bethea. "He is great with a capital 'G.'" Owning an 8-4 record with four games remaining, the Chiefs were poised to make the playoffs for the first time in 10 years before hitting a three-game losing skid. Kenney missed the club's final three contests due to injury. Fuller guided the club to a 10-6 win at Minnesota (12/20) in the final contest played at Metropolitan Stadium as Vikings fans began dismembering the stadium in the second half, taking seats, pieces of the scoreboard and even chunks of sod as souvenirs.

The victory assured the Chiefs of a 9-7 record, the club's first winning mark since '73 as Levy increased the club's victory total for a third consecutive year. Inspired by Washington's "Hail to the Redskins," Levy penned a fight song for the Chiefs, but much like the Wing-T offense, the concept never really caught on.

1982 — RB Joe Delaney underwent surgery in May to repair a detached retina in his eye, a radical procedure at the time. Optimism abounded at Arrowhead thanks to the club's promising 9-7 record from '81, but swelling labor unrest spelled doom for both the Chiefs and Levy in '82. The Chiefs split their first two games of the year before a 57-day strike by the NFL Players Association began at midnight on September 20th. The strike concluded on November 17th after six games were cancelled and one was rescheduled, but the Chiefs would never recover, dropping four straight games after their return to the field. C Jack Rudnay, who had been one of the franchise's most durable and decorated offensive performers over the past decade, announced on December 20th that the '82 campaign would be his last. Despite wins in two of the season's final three games, the Levy era concluded as the club finished the strike-shortened campaign at 3-6.


TRAGEDY, TRIUMPHS AND TRANSITIONS

1983 — Marv Levy was released as the club's head coach on January 4th. Dallas Cowboys QBs coach John Mackovic was named the fifth head coach in Kansas City history on February 2nd. The 39-year-old Mackovic became the youngest individual ever to hold that post for the club. The Chiefs held the seventh overall pick in the quarterback-laden '83 NFL Draft and selected QB Todd Blackledge (Penn State). The five other signal-callers selected in the first round that year included John Elway (1st — Baltimore), Jim Kelly (Buffalo — 14th), Tony Eason (New England — 15th), Ken O'Brien (N.Y. Jets — 24th) and Dan Marino (Miami — 27th). LB Bobby Bell became

the first Chiefs player to be inducted into the Pro Football Hall of Fame on July 30th, providing some solace to the franchise which was still mourning the death of RB Joe Delaney.

With Kenney and Blackledge both on the roster, QB Steve Fuller was traded to the L.A. Rams on August 19th. Kenney earned a Pro Bowl berth after racking up a franchise-record 4,348 passing yards, while WR Carlos Carson hauled in 80 passes for 1,351 yards. Despite the team's high-flying aerial game, Mackovic had trouble finding a suitable replacement for Delaney on the ground. The highest scoring contest in franchise history took place as the Chiefs and Seahawks combined for 99 points in a wild, 51-48 OT loss at Seattle (11/27). A meager crowd of 11,377 attended the club's season-ending 48-17 win vs. Denver (12/18), the smallest attendance ever for a Chiefs game at Arrowhead as the club finished at 6-10.

1984 — Wayne Rudy, the only head trainer the team had ever known, retired and passed the reins to his assistant Dave Kendall in February. Pro Bowl S Gary Barbaro became the most notable Chiefs player to defect to the rival USFL, signing with the New Jersey Generals on February 2nd after sitting out the entire '83 campaign in a contract dispute. All-America NT Bill Maas (Pitt) and T John Alt (Iowa) were both tabbed in the first round of the draft. Maas was named NFL Defensive Rookie of the Year, while Alt eventually became the cornerstone of the club's offensive line later in the decade. Kansas City's defense registered a team-record 11.0 sacks in a 10-6 win vs. Cleveland (9/30), coming 1.0 sack shy of the NFL single-game record. Kenney suffered a broken thumb during the preseason and was sidelined until the season's seventh week. Blackledge opened the first six contests of the season and had the club at 3-3. Kenney returned to the starting lineup at the N.Y. Jets (10/21), but the club dropped four of its first five contests after his return. However, the team rattled off three consecutive wins to conclude the year at 8-8.



THE INTERCEPTORS

S Gary Barbaro's departure and the trade of Pro Bowl CB Gary Green in '84 began a youth movement that produced the most vaunted secondary in team history. CB Kevin Ross (#31), S Deron Cherry (#20), CB Albert Lewis (#29) and S Lloyd Burruss (#34) accounted for a combined 13 Pro Bowl appearances with the Chiefs.



JOE DELANEY (1958-1983)

Tragedy struck the club on June 29, 1983 when Delaney drowned trying to save the lives of three youngsters in Monroe, Louisiana. An overflow crowd that included the Hunt family, prominent members of the Chiefs administration and head coach John Mackovic attended a memorial service held in Delaney's high school gymnasium in Houghton, Louisiana on July 4th. Delaney was posthumously awarded the Presidential Citizen's Medal by Ronald Reagan on July 13th.

1985 — The Chiefs got off to a flying start with a 47-27 win at New Orleans (9/8), while Cherry tied an NFL record by registering four interceptions in a 28-7 win vs. Seattle (9/29) as the club boasted a 3-1 record four games into the season. The club was then confronted with a seven-game losing streak that was not snapped until Blackledge was installed as the starter vs. Indianapolis (11/24). The team rebounded to win three of its final five contests of the season with Blackledge under center, further inflaming a quarterback controversy that continued into the '86 campaign. One of the few remaining bright spots in a disappointing 6-10 season came in the regular season finale vs. San Diego (12/22) when WR Stephone Paige set an NFL record with 309 receiving yards in a 38-34 win, breaking the previous mark of 303 yards set by Jim Benton (Cleveland) in '45. Paige's mark was subsequently surpassed by a 336-yard effort by WR Willie Anderson (L.A. Rams) in '89.

1986 — LB Willie Lanier was enshrined in the Pro Football Hall of Fame on August 2nd. On the field, the pieces started coming together for Mackovic. His offense displayed plenty of scoring punch, while the club's defense and special teams became increasingly effective. With the team sitting at 3-3, Kenney replaced Blackledge for the second half vs. San Diego (10/19), guiding the club to a 42-41 victory. That win was the first of four consecutive triumphs with Kenney at the helm, the club's longest winning streak since '80. Poised with a 7-3 record after 10 games, three straight losses in November put the Chiefs playoff chances in jeopardy. Two December wins gave Kansas City a 9-6 mark, putting the Chiefs tantalizingly close to their first postseason berth in 15 years.

The defining moment of the '86 campaign came in the regular season finale at Pittsburgh (12/21). Despite being outgained in total yardage by a 515-to-171-yard margin, the Chiefs were able to notch a 24-19 victory as all of the team's points came via special teams on a blocked punt return, a FG, a kickoff return and a blocked FG return. With a 10-6 record the Chiefs earned an AFC Wild Card berth, winning a tiebreaker with Seattle. Kenney was injured in the fourth quarter of the Steelers contest, meaning Blackledge would draw the starting assignment for the club's first playoff contest since '71, a 35-15 loss at the N.Y. Jets (12/28). Little did anyone know at the time that it would be the final contest of the Mackovic era.

1987 — One of the most tumultuous weeks in franchise history took place following the club's playoff loss vs. the Jets. Assistant head coach and special teams coach Frank Gansz, who had been an integral figure in the club's remarkable '86 campaign, resigned his position on January 7th in order to pursue opportunities as an NFL offensive coordinator. It was announced in an impromptu press conference that Mackovic was relieved of his duties on January 8th. A popular figure among Chiefs players, Gansz was reinstated on January 10th and was named the sixth head coach in franchise history.

QB Len Dawson became the third Chiefs player inducted into the Pro Football Hall of Fame on August 8th, while injuries forced the retirement of the club's all-time leading tackler LB Gary Spani. A duo of rookies made a splash in a 20-13 win on Opening Day vs. San Diego (9/13) as RB Paul Palmer returned a kickoff for a TD and RB Christian Okoye dashed for 105 yards. A 24-day NFLPA strike began on September 22nd. The club's contest vs. Minnesota (9/27) was cancelled before replacement games were conducted the next three weeks. Much like Marv Levy five years earlier, Gansz's grip on the club's coaching reins was crippled by the labor unrest.

The Kansas City replacement squad was constructed primarily of players cut in training camp. One of the few bright spots was RB Jitter Fields, who remained on the active roster following the strike. The Chiefs strike squad received an ominous welcome in Los Angeles when in the early morning hours prior to a contest vs. the Raiders (10/4), an earthquake rattled Southern California. The visibly shaken Chiefs lost a 35-17 decision later that day. The low point of the year came the following week at Miami (10/11) in the first regular season game played at what then was known as Joe Robbie Stadium. Chiefs QB Matt Stevens was injured early in the contest, forcing into duty QB Alex Espinoza, a player who had never taken an NFL snap. The result was a 42-0 Dolphins victory, setting the stage for an 0-3 performance by Kansas City's replacement unit, giving the Chiefs a 1-4 record before the club's regular roster returned at San Diego (10/25). Five straight losses followed, giving the Chiefs a team-record nine-game losing skid. For the only time in team history, five different players started games at quarterback for the club. Behind Kenney, Kansas City won two of its last three games to conclude the strike-shortened 4-11 campaign.

1988 — The spring was marked by several notable trades as the club jockeyed to improve on its 4-11 finish in '87. Blackledge was traded to Pittsburgh on March 29th and 12-year veteran QB Steve DeBerg was acquired from Tampa Bay on March 31st. The Chiefs moved up one spot in the first round of the draft to select DE Neil Smith (Nebraska) with the third overall pick. Kenney opened the team's initial two games, but was replaced by DeBerg at halftime at Seattle (9/11). In his initial start as a member of the Chiefs, DeBerg guided the team to a 20-13 win vs. Denver (9/18). However, six losses and a tie ensued as Kenney and DeBerg jostled for the QB job. As the season drew to a close, it became apparent the winds of change were blowing across the organization. President Jack Steadman resigned on December 8th, while General Manager Jim Schaaf was relieved of his duties the same day. Steadman was later named Chairman of the Board. On the field, the Chiefs finished the year at 4-11-1 as questions swirled regarding Gansz's future and who would fill the club's leadership void. Those winds of change became a full-fledged gale one day after the season's conclusion when former Philadelphia Eagles and USFL executive Carl Peterson was named the club's President/General Manager and Chief Operating Officer on December 19th.

A RETURN TO PROMINENCE: CARL PETERSON AND MARTYBALL

1989 — After compiling an 8-22-1 record in two seasons, Gansz was relieved of his duties as head coach on January 5th. Peterson's selection as Gansz's successor was former Cleveland Head Coach Marty Schottenheimer, who was named the seventh head coach in Chiefs history on January 24th. The first draft choice of the Peterson era set the tone

for the next decade as the club selected Hall of Fame LB Derrick Thomas (Alabama) with the fourth overall selection. Thomas paired with Smith to form one of the most feared pass-rushing duos in NFL history, compiling a combined 212.5 sacks during their illustrious Chiefs careers. The Peterson-Schottenheimer era got off to an inauspicious start in a 34-20 loss at Denver (9/10) as DeBerg's first pass attempt was intercepted and returned for a TD. The club won just four times in its next 10 games as former Eagles QB Ron Jaworski and QB Steve Pelluer, who was acquired in a trade from Dallas, each opened three games apiece during that span. DeBerg regained the starting job for the final five weeks of the season, generating four wins that put the Chiefs just out of postseason qualification at 8-7-1. A 34-0 shutout win vs. Houston (11/26) highlighted the club's stretch run. RB Christian Okoye became the first Chief to lead the NFL in rushing with 1,480 yards, while Thomas won consensus NFL Rookie of the Year honors.

1990 — The foundation for the club's formidable offensive line of the '90s gathered two key ingredients when C Tim Grunhard (Notre Dame) and G Dave Szott (Penn State) were acquired in the draft. Construction began on the club's indoor practice facility at the Truman Sports Complex, giving the Chiefs an 80-yard indoor field and weight room facilities upon its completion. DT Buck Buchanan was inducted into the Pro Football Hall of Fame on August 4th. The Chiefs made their initial overseas appearance, losing a 19-3 American Bowl decision vs. the L.A. Rams at Olympic Stadium in Berlin, Germany (8/11). Schottenheimer's club got out of the starting gate quickly, winning three of their first four games. The club then struggled, splitting its next six contests.

Free agent RB Barry Word produced a 200-yard rushing outburst in a 43-24 victory vs. Detroit (10/14), becoming the first player in team history to top the 200-yard plateau. Kansas City led the NFL with a franchise-record 60.0 sacks, including a team-record 20.0 by LB Derrick Thomas. Thomas established an NFL single-game record with 7.0 sacks in an inspiring Veterans Day performance vs. Seattle (11/11), a game the Seahawks miraculously won, 17-16, on a last-second, 25-yard TD pass to WR Paul Skansi by future Chiefs QB Dave Krieg. That loss brought on the furious stretch run which saw the club record victories in six of its last seven outings. Behind DeBerg's offensive leadership (23 TD passes with just four INTs) Kansas City finished the year with a franchise-best +26 turnover differential. The Chiefs clinched their first postseason berth since '86 with a 24-21 win at San Diego (12/23) and finished the year at 11-5, marking the franchise's best finish since '69.

1991 — The Chiefs suffered a heart-breaking, 17-16 loss at Miami (1/5) in an AFC Wild Card Game as K Nick Lowery's potential game-winning 52-yard FG fell short with 0:56 remaining. On July 27th, K Jan Stenerud became the first pure placekicker to be inducted into the Pro Football Hall of Fame. The Chiefs became members of Wisconsin's "Cheese League," moving their training camp to the University of Wisconsin - River Falls after spending the previous 28 summers at William Jewell College in Liberty, Mo. The club's 14-3 win vs. Atlanta (9/1) on Opening Day initiated the 141-game sellout streak at Arrowhead that carried into the 2008 campaign. The Chiefs were featured on Monday Night Football three times, including a 33-6 victory over the defending AFC Champion Buffalo Bills before a raucous crowd of 76,120 fans at Arrowhead (10/7), marking the club's first home MNF contest in eight years. The club finished the regular season at 10-6,

marking the first time since '68-69 that the franchise had qualified for the playoffs in consecutive seasons. A 27-21 victory at the L.A. Raiders (12/22) in the regular season finale gave the Chiefs the right to host the Silver and Black just six days later in the inaugural postseason game in Arrowhead's history. Thanks to six takeaways, the Chiefs registered their first postseason victory since Super Bowl IV with a 10-6 win in an AFC Wild Card Game vs. the L.A. Raiders (12/28).

1992 — The Chiefs lost a 37-14 decision at Buffalo (1/5) in an AFC Divisional Playoff matchup as the Bills dynamic offense proved to be too much for the Chiefs. A longtime nemesis with Seattle, "Plan B" free agent QB Dave Krieg was signed as the club's starter on March 19th. A melancholy offseason awaited the Chiefs, who mourned the passing of Player Personnel Director Whitey Dovell on May 11th and Hall of Fame DT Buck Buchanan on July 16th. Both Dovell and Buchanan lost courageous battles with cancer. Six-time Pro Bowl S Deron Cherry who originally joined the club as a free agent punter, announced his retirement in July after registering 50 interceptions in 11 seasons with the franchise. The Chiefs retired the jerseys of Buchanan (86), LB Willie Lanier (63) and K Jan Stenerud (3) in a ceremony prior to a preseason contest vs. Buffalo (8/24).

First-round draft pick CB Dale Carter (Tennessee) won the Bert Bell Trophy as the NFL's Rookie of the Year. The very first time Carter touched the ball in an NFL contest, he registered a 46-yard punt return TD in a 24-10 win at San Diego (9/6). RB Christian Okoye surpassed RB Ed Podolak as the all-time leading rusher in team history vs. Seattle (9/13). Injuries eventually made the '92 campaign Okoye's last with the Chiefs after he compiled 4,897 rushing yards with the franchise. The club got off to a 3-1 start, but was faced with a 4-4 record at the season's midpoint. Despite four consecutive victories, the club's postseason hopes still came down to the season's final contest. Owing a 9-6 record and needing one more victory to secure a playoff berth, the Chiefs defense tallied three TDs, while Krieg tossed a pair of scoring passes as Kansas City claimed a 42-20 win vs. Denver (12/27) to finish the season with a 10-6 record.

1993 — The Chiefs made a quick exit from the playoffs as Krieg was sacked 7.0 times in a 17-0 AFC Wild Card loss at San Diego (1/2). The Chiefs spent the off-season installing the "West Coast" offense under the direction of new offensive coordinator Paul Hackett, who at one time served as QBs coach to Joe Montana in San Francisco. On April 20th, the Chiefs traded for Montana, who directed the 49ers to four Super Bowl victories. G Will Shields (Nebraska) was selected with the club's third-round draft choice, rounding out the "law firm" of Grunhard, Szott and Shields which anchored the interior of Chiefs offensive line for most of the decade. On June 9th the club signed another future Canton enshrinee, inking unrestricted free agent RB Marcus Allen, who had spent 11 seasons tormenting the Chiefs as a member of the Raiders. Montana and Allen made their debuts in a 27-3 win at Tampa Bay (9/5), marking Montana's first Opening Day appearance since '90. Shields initiated a franchise-record streak of 223 consecutive starts the following week at Houston (9/12). Thanks to a pair of Monday Night Football wins at Arrowhead, the club owned a 6-2 midseason mark. Before taking the field in a Sunday night contest at Minnesota (12/26), the team learned it had clinched its first AFC West title since '71 thanks to a Raiders loss earlier in the day. The team

finished the season with an 11-5 regular season record, marking the club's fourth consecutive year with a double-digit victory tally. LB Derrick Thomas was named the NFL's Man of the Year following the season. Thomas, who founded "The Third and Long Foundation," received the honor in large part due to his efforts in promoting children's literacy.

1994 — Kansas City got its first true taste of "Montana Magic" as the Hall of Fame passer engineered a brilliant comeback in a 27-24 OT win in an AFC Wild Card thriller vs. Pittsburgh (1/8). Next up was a red-hot Oilers squad that had won 11 straight games to conclude the regular season. Heavily-favored Houston opened up a 13-7 lead in the fourth quarter, but once again, Montana had a comeback in mind, guiding the club to a 28-20 victory at Houston (1/16). The Chiefs playoff journey ended in their initial AFC Championship Game appearance at Buffalo (1/23). Montana was knocked out of the contest early in the second half as Buffalo claimed its fourth straight AFC title by a score of 30-13.

While the previous off-season saw the Chiefs stockpile several key free agents, a number of familiar faces departed following the '93 season, most notably CBs Albert Lewis (Raiders) and Kevin Ross (Falcons), as well as K Nick Lowery (Jets). QB Steve Bono was acquired in a trade with San Francisco on May 2nd to serve as Montana's backup. The most dramatic change in Arrowhead's appearance occurred as a grass playing field was also installed, replacing the previous AstroTurf surface. The club made its second American Bowl appearance, meeting Minnesota in Tokyo, Japan (8/7).

The Chiefs home opener was one of the most-ballyhooed regular season contests in team history as Montana made his only career appearance vs. San Francisco (9/11). The Chiefs prevailed over the 49ers and Montana's replacement, QB Steve Young, by a 24-17 count before a crowd of 79,907, the second-largest "in-house" attendance in Arrowhead history. After starting the season 3-0, the Chiefs dropped back-to-back games before snapping an 11-game losing streak at Denver's Mile High Stadium (10/17) in a memorable Monday night contest. Montana orchestrated a masterful comeback, connecting with WR Willie Davis for a five-yard TD with 0:08 remaining to give the Chiefs a 31-28 triumph. A late-season, three-game losing skid put the club's playoff hopes in jeopardy. The Chiefs found themselves at 8-7 faced with a do-or-die regular season finale vs. the L.A. Raiders (12/24) in the final NFL contest ever played at the L.A. Coliseum. Allen had his finest game in a Chiefs uniform, rushing 33 times for 132 yards en route to a 19-9 win. At 9-7, Kansas City qualified for the playoffs for a fifth straight season. However, the Chiefs made a rapid departure from the playoffs in Montana's final professional contest at Miami (12/31). Montana and Dolphins QB Dan Marino conducted a masterful first-half duel that ended deadlocked at 17-17, but Miami eventually prevailed by a 27-17 count.

1995 — Montana announced his retirement from football after 16 years in the NFL on April 18th and Bono was promoted to the starting job. Immediately, so-called media experts predicted much gloom and doom for the '95 Chiefs, leading Schottenheimer to quip during training camp that his club had been picked "sixth in a five-team division." Led by Bono, who merited a Pro Bowl berth, Kansas City posted an NFL-best 13-3 record with

unblemished 8-0 marks in the AFC West and at Arrowhead. The Chiefs led the NFL in rushing offense (138.9 ypg), scoring defense (15.1 ppg) and turnover ratio (+12). A 24-3 win at Arizona (10/1) featured a surreal 76-yard TD run on a bootleg by Bono as the Chiefs initiated a seven-game winning streak, the franchise's longest since '69. In a Monday Night Football classic vs. San Diego (10/9), WR Tamarick Vanover returned a punt for an 86-yard TD to provide the winning points in a 29-23 victory, the team's third straight home win in overtime. The club's defense began to flex its muscle, beginning with a 21-7 win at Denver (10/22). The contest, played in a Rocky Mountain snowstorm, featured the 100th rushing TD of Marcus Allen's career. The Chiefs won a home game for the third time on a last-second return score that concluded in Arrowhead's west end zone when CB Mark Collins scooped up a fumble for a 20-13 win vs. Houston (11/19). Kansas City clinched a division title with a 29-23 victory at Oakland (12/3) en route to a 13-3 regular season record and a team-record sixth consecutive postseason berth. The Chiefs were represented by seven players in the Pro Bowl, more than any other AFC team.



HALLELUJAH CORNER

The term "Hallelujah Corner" was coined in '95 after Kansas City won three separate contests via return scores culminating in Arrowhead's West end zone. The first of those hallowed victories was a 23-17 OT decision vs. Oakland (9/17) that culminated when CB James Hasty returned an interception for a 64-yard TD, prompting head coach Marty Schottenheimer to plant a celebratory postgame kiss on the cornerback.

1996 — The Chiefs dropped an AFC Divisional Playoff Game vs. Indianapolis (1/7) on a blustery afternoon with the temperature at 11 degrees and a wind chill of -9. Three INTs and a trio of missed FGs contributed to the 10-7 loss at Arrowhead. The Chiefs entered the '96 campaign with essentially the same lineup as the club boasted in '95 and were featured on the cover of *Sports Illustrated* along with Green Bay as preseason Super Bowl favorites. Kansas City made its third American Bowl appearance, this time vs. Dallas in Monterrey, Mexico (8/5). The club started the season with a 4-0 record for the first time in team history, but the season's lofty expectations came crashing down as the squad lost three of its next four games. A three-game winning streak, including a victory over the eventual Super Bowl champion Green Bay Packers, put the club back in postseason contention at 8-3.

That rosy picture quickly crumbled in a 28-14 loss vs. San Diego (11/24) as Bono was relieved in the second half by QB Rich Gannon. Gannon assumed the starting reins for a 28-24 win in a Thanksgiving Day game at Detroit (11/28) as Allen registered his 111th career rushing TD to surpass Walter Payton as the NFL's all-time leader in that department, a mark that was later broken by Emmitt Smith. Needing just one more win to qualify for the playoffs, the Chiefs dropped their next two games as an injury-hampered Gannon was sidelined for good in the second quarter of a 24-19 loss vs. Indianapolis (12/15). Faced with a must-win situation in a frigid regular season finale at Buffalo (12/22), the club's postseason hopes hinged on Bono. Despite a 20-9 loss to the Bills, the Chiefs still had a shot to slip into the playoffs if Atlanta could secure a win at Jacksonville. However, Atlanta K Morten Andersen's 30-yard FG attempt went wide left with 0:04 remaining, preserving a 19-17 win and the AFC's final Wild Card spot for the Jaguars, who won a tiebreaker with Kansas City.

The Chiefs finished with a 9-7 record, missing the postseason for the first time since '89.

1997 — Kansas City dramatically retooled its roster in '97, beginning with free agent QB Elvis Grbac, who signed with the club on March 17th. In addition to Grbac, the Chiefs lineup featured 11 new starters, including WR Andre Rison, who won team MVP honors after becoming the club's first Pro Bowl receiver in a decade. On defense, the club's top four picks from the '96 Draft, S Jerome Woods, S Reggie Tongue, DE John Browning and LB Donnie Edwards, all emerged as starters. T John Alt announced his retirement at training camp in River Falls, Wis. on July 21st. All the new faces quickly formed a cohesive unit as the Chiefs posted a 13-3 record, an 8-0 Arrowhead mark and their second AFC West title in three years. The club engineered several dramatic

finishes, the first of which came in a Monday Night Football thriller at Oakland (9/8) when Grbac connected with Rison on an improbable 32-yard TD pass with just 0:03 remaining to cap a 28-27 win. Six days later, Kansas City's defense produced a remarkable goal-line stand to preserve a 22-16 victory at Arrowhead vs. Buffalo (9/14).

After posting a 6-2 record during the season's first half, Kansas City's good fortune appeared to run out vs. Pittsburgh (11/3) when Grbac suffered a broken clavicle. However, Gannon led the team to a 5-1 mark in their next six outings.

K Pete Stoyanovich provided one of the year's most memorable moments, connecting on a line-drive 54-yard FG as time expired to give Kansas City a 24-22 win vs. Denver (11/16). San Francisco entered Arrowhead boasting an 11-game winning streak and departed after suffering a 44-9 defeat (11/30), while the Chiefs vaunted defensive unit pitched a 30-0 shutout vs. Oakland (12/7). The Chiefs led the NFL in scoring defense, allowing a mere 14.5 points per game. The 232 total points permitted by the Chiefs in '97 were the lowest tally ever allowed in a 16-game season in team history. Kansas City also broke a 63-year-old mark owned by the '34 Detroit Lions by not permitting a second-half TD in 10 consecutive games. Grbac returned for the regular season finale vs. New Orleans (12/21) as the squad finished the year with six consecutive victories, a first in team history.

1998 — The two teams with the AFC's top records squared off when Denver (12-4) visited Kansas City (13-3) for an AFC Divisional Playoff Game (1/4). Grbac started the contest for Kansas City and despite holding an edge in total yardage, the Chiefs could not convert on several key scoring opportunities, dropping a 14-10 decision to their division foe. On April 9th, RB Marcus Allen announced his retirement, concluding a brilliant 16-year NFL career. A whirlwind preseason saw the Chiefs play another American Bowl contest, this time vs. Green Bay in Tokyo, Japan (8/1), as well as a preseason game vs. Tampa Bay in Norman, Okla. (8/8).

A '98 campaign which began with much promise had its high hopes dashed as the Chiefs suffered several

major injuries beginning in a season-opening victory vs. Oakland (9/6) that featured 6.0 sacks from LB Derrick Thomas. Grbac was lost for four games due to a shoulder injury, while All-Pro G Dave Szott's year came to an end with a biceps tear. In total, 11 different starters missed a total of 45 games due to injuries. Gannon led the team to a 4-1 start that included a water-logged, 17-6 Sunday night win vs. Seattle (10/4), a contest that was delayed for 54 minutes due to torrential rains. However, the club would never recover from an ensuing six-game losing streak, the longest of Schottenheimer's tenure. The low point of that stretch came in a penalty-marred 30-7 loss vs. Denver (11/16) on Monday Night Football. The club was hampered by crucial penalties throughout the season, setting dubious NFL records for penalties (158) and penalty yardage (1,304). Despite registering wins in three of the season's final five games, the club finished the year at 7-9, snapping a string of nine consecutive winning seasons.

GUN'S RUN & A FALLEN HERO

1999 — On January 11th, Head Coach

Marty Schottenheimer announced his retirement after 10 seasons. His 101-58-1 (.634) record gave him the best winning percentage of any coach in franchise history. During his tenure, the Chiefs captured three AFC West titles and qualified for the playoffs seven times. Schottenheimer also produced a remarkable 18-3 (.857) record against the Raiders. Gunther Cunningham was appointed the eighth head coach in franchise history on January 22nd. During his four seasons ('95-98) as the Chiefs defensive coordinator, Kansas City's defense allowed a league-low 16.4 points per game. Cunningham produced a 9-7 record, the best mark of any rookie head coach in franchise history and the best mark of any first-year head coach in '99. The club became the sixth team in NFL history to record 100 regular season wins in a decade with a 16-10 triumph at Denver (12/5). Only Buffalo (103-57) finished the decade with a better record than Kansas City's 102-58 mark. Under Cunningham, Kansas City led the NFL with a +21 turnover ratio and won the NFL's turnover triple crown in the '90s with a remarkable +128 turnover ratio, a league-high 365 takeaways and an NFL-low 237 giveaways. The Chiefs also recorded 11 return TDs on the season, including a franchise-best nine on defense. The Chiefs ran the ball more times (521) than any other team in the league and ranked fourth in the NFL in rushing (130.1 ypg). After a three-game midseason losing streak put the club at 5-5 and on the brink of playoff elimination, the team rallied for a four-game winning string, setting up a make-or-break game in the regular season finale vs. Oakland.

2000 — The Chiefs needed a win vs. Oakland at Arrowhead (1/2) in the regular season finale to seal the AFC West title, while a loss would mean postseason elimination. Kansas City leapt out to a 17-0 lead, but a blocked punt turned the momentum in the game which was eventually won by Oakland 41-38 in OT. That loss



DERRICK VINCENT THOMAS (1967-2000)

On January 23, 2000 nine-time Pro Bowl LB Derrick Thomas was seriously injured in a one-vehicle accident just east of the Kansas City International Airport on I-435. Ten other individuals were killed in a separate, 24-vehicle accident that same day just north of KCI on I-29. Thomas was moved to Jackson

Memorial Hospital in his hometown of Miami the following day. Although confined to a wheelchair, Thomas had made substantial progress and was in good spirits when he was visited by Chiefs President Carl Peterson in Miami on February 7th. The next day, Thomas' condition took a shocking turn and at 10:10 AM (ET) on February 8th, he was pronounced dead after suffering cardiac arrest. February 11th was declared "Derrick Thomas Red Friday" in Kansas City and on February 14th nearly 23,000 mourners paid their final respects to their fallen hero at Arrowhead Stadium, where Thomas' body lay in state and a B-2 Stealth bomber from Whiteman Air Force Base flew over at 12:01 PM. On February 15th at Kemper Arena, over 6,000 individuals attended a public memorial service for Thomas. On February 19th, Derrick Vincent Thomas was buried in Miami following a memorial service at the Mt. Calvary Church. On March 4th, Peterson announced at the annual 101 Banquet that at the suggestion of Clark Hunt, the Chiefs Most Valuable Player Award would hence be known as the Derrick Thomas Award. Thomas was honored prior to the club's 2000 season opener vs. Indianapolis (9/3). A member of the Pro Football Hall of Fame's Class of 2009, Thomas also had his #58 officially retired by the Chiefs in 2009.

provided an ominous start to a year which turned tragic on January 23rd when nine-time Pro Bowl LB Derrick Thomas was seriously injured in an auto accident.

Despite an 0-2 start, Kansas City bounced back to win its next three contests. Despite trailing 22-14 midway through the fourth quarter, Cunningham's squad rallied for a 23-22 victory at Denver (9/24), giving the Chiefs a win in their final visit to Mile High Stadium. The Chiefs faced Seattle (10/2) in a Monday Night Football contest which was simulcast to 4,391 fans in Kauffman Stadium. The 82,893 fans assembled at Arrowhead and Kauffman Stadiums marked the largest on-site attendance figure in team history. The 24-17 win against the Seahawks marked Kansas City's third victory in a row.

The club's early-season success was also highlighted by a 54-34 win over the defending Super Bowl champion St. Louis (10/22), a contest which featured the most points ever scored at Arrowhead. Combined with a 24-19 victory at Seattle (10/29) in a game played at Husky Stadium, the Chiefs record stood at 5-3 at the season's midway point.

However, a stretch of five road games over a six-week span took its toll on the club as the Chiefs dropped five straight contests to fall out of playoff contention, finishing the year at 7-9.

THE VERMEIL YEARS

2001 — After compiling a 16-16 record in two seasons, Cunningham was relieved of his duties on January 5th. Dick Vermeil, who guided St. Louis to a win in Super Bowl XXXIV following the '99 season, was named the ninth head coach in franchise history on January 12th. On April 20th, the club acquired QB Trent Green in a trade with St. Louis and also signed unrestricted free agent RB Priest Holmes.

SEPTEMBER 11TH

On September 11, 2001 Americans watched with horror as terrorist attacks shocked the nation. Commissioner Paul Tagliabue suspended play for the weekend of September 16th. The Chiefs game at Seattle scheduled for that date was postponed until January 6th. The NFL made a patriotic return in Kansas City when the Chiefs hosted the N.Y. Giants (9/23). Tagliabue delivered a pregame address to the Arrowhead crowd, which greeted the Giants with a rousing ovation. Via a fireman's boot collection that was matched by the Chiefs and the Hunt family, a total donation of \$451,413.88 was raised for relief efforts in New York City, an amount believed to be the largest single-day outpouring of spontaneous support by a group of fans and a pro sports team.



The initial regular season victory of the Vermeil era came in convincing fashion at Washington (9/30) when the Chiefs defeated their former head coach Marty Schottenheimer and the Redskins by a 45-13 margin. Although the club finished its initial campaign under Vermeil at 6-10, the team began to take shape down the stretch, winning three of its final four games. Holmes provided a spark to the offense, becoming just the second player in franchise history to lead the NFL in rushing, amassing 1,555 yards to break Christian Okoye's previous single-season record of 1,480.

2002 — The club initiated a season-long series to commemorate the franchise's 40th Anniversary Season in Kansas City in 2002. On April 15th, the Chiefs Honor Grove of over 40 stately Giant Redwoods was established in the southeast corner of the Truman Sports Complex to epitomize the deep and lasting roots the organization has developed in Mid-America. Hunt's inspiration for the honor grove was a quote from Vikings QB Joe Kapp, who was knocked out of Super Bowl IV. "The Chiefs defensive line was very active and looked like a Redwood Forest," Kapp said after the game. On April 25th, members of the Chiefs coaches, players, staff and cheerleaders visited numerous locations throughout the greater Kansas City community, thanking them for their support of the franchise.

In a season filled with wild comebacks and fantastical finishes, the Chiefs pulled out a remarkable 40-39 Opening Day win at Cleveland (9/8). Starting with that contest, virtually every game was a nail-biter with all but one of the club's eight losses being decided by seven points or less. But despite leading the NFL in scoring for the first time in team history with 467 points and setting a franchise record with 6,000 yards of total offense, the club finished 8-8 to miss the postseason in Vermeil's second season. The team remained in playoff contention until the season's final game thanks to its explosive offense that broke nine team records. The Chiefs also set NFL records by fumbling just seven times and losing just two of those loose balls. Holmes continued the torrid pace he began in 2001, earning NFL Offensive Player of the Year honors from the AP and surpassing his own team record with 1,615 rushing yards. The club's special teams were bolstered by WR Dante Hall, who produced three kick returns for TDs and became the first Chiefs return man to earn a Pro Bowl berth since J.T. Smith following the '80 season.

2003 — Hank Stram and RB Marcus Allen were enshrined in the Pro Football Hall of Fame on August 2nd. "Voice of the Chiefs" Mitch Holthus broadcast his 151st game as the club's play-by-play announcer at Houston (9/21), breaking Kevin Harlan's previous record (150). The Chiefs started the regular season with a 9-0 record for the first time in team history, becoming just the ninth team since the AFL-NFL merger to accomplish that feat. That hot start to the season was sparked by Hall, who tied an NFL single-season record by registering four kick return TDs over that span. Hall also became the first player in league annals to accomplish that feat in four consecutive games. The Chiefs overcame a 17-point fourth-quarter deficit for the first time in team history, pulling out an improbable 40-34 OT win at Green Bay (10/12). Kansas City's winning streak came to an end in a 24-19 loss at Cincinnati (11/16).

The Chiefs clinched their first AFC West title since '97 with a 45-17 win vs. Detroit (12/14) as QB Trent Green became the first player in team history to register a "perfect" 158.3 passer rating in a game. Kansas City concluded its 13-3 regular season with a 31-3 victory vs. Chicago (12/28), marking a perfect 8-0 record at home and the club's 13th consecutive regular season victory at Arrowhead Stadium. In that win, Holmes set a trio of TD records. He finished the season with 27 rushing scores, establishing NFL single-season records for both rushing TDs and total TDs. Holmes (61) also bypassed WR Otis Taylor (60) for the most career TDs scored by a player in Chiefs history. The Chiefs five-game improvement in the win column from the previous season tied as the best mark in franchise history. Kansas City became the first AFC team to lead the NFL in scoring in consecutive seasons since San Diego in '81-'82 as the club produced a franchise-best 484 points. The team also led the NFL with a +19 turnover differential. Nine Chiefs players received Pro Bowl recognition, the third-highest total in team history, while the club's six offensive Pro Bowlers marked the most in club annals.

2004 — The Chiefs hosted an AFC Divisional Playoff Game vs. Indianapolis (1/11) in which neither team was forced to punt. Sensational performances by Holmes (176 rushing yards, two TDs) and Hall (208 kickoff return yards, 1 TD) weren't enough as the Colts recorded a 38-31 victory. Defensive Coordinator Greg Robinson resigned on January 13th. Vermeil agreed to a two-year contract extension on January 16th. On January 20th, Vermeil hired Gunther Cunningham, who returned to Kansas City as the club's defensive coordinator. On January 30th, G Will Shields was named the Walter Payton NFL Man of the Year.

The Chiefs got into the victory column with a 27-24 win on Monday Night Football at Baltimore (10/4) after an 0-3 start quickly dampened the club's high expectations. Kansas City's offensive line emerged as one of the NFL's finest units, producing a trio of Pro Bowl performers in Shields, T Willie Roaf and G Brian Waters. Thanks to that offensive front, the Chiefs registered an NFL-record eight rushing TDs in a 56-10 win vs. Atlanta (10/24). The following week Kansas City continued its offensive onslaught with a convincing 45-35 victory vs. Indianapolis (10/31), snapping a seven-game losing streak to the

Colts. After surpassing RB Christian Okoye as the all-time leading rusher in franchise history vs. Houston (9/26), Holmes' year came to an abrupt halt when he suffered a season-ending knee injury at Tampa Bay (11/7).

A four-game winning streak in December included a wild 49-38 Monday Night Football road triumph at Tennessee (12/13). That late-season surge was sparked by second-year RB Larry Johnson who accounted for 11 TDs and produced three straight 100-yard rushing efforts in the season's final six contests. Offensively, the Chiefs established a league record with 398 first downs. Kansas City also led the NFL in total offense for the first time in franchise history, averaging 418.4 yards per game. That offense was triggered by Green, who set single-season team marks for passing yards (4,591) and 300-yard games (8). The Chiefs were also the first team in NFL history to have three different RBs boast a 150-yard rushing game in the same season – Holmes, Johnson and Derrick Blaylock. Defensively, fourth-round draft choice DE Jared Allen provided a bright spot with 9.0 sacks, the second-highest total by a rookie in team history.

2005 — TE Tony Gonzalez earned his sixth consecutive Pro Bowl berth and finished the season with a flourish, setting a single-game franchise record with a 14-catch performance in the regular season finale at San Diego (1/2). Gonzalez led the league in receptions (102), the highest total ever amassed by a member of the Chiefs. Despite Gonzalez's record-setting performance, a 24-17 loss to the Chargers brought a disappointing 7-9 campaign to a close.

A daunting early-season 2005 schedule featured a pair of prime-time road contests in the season's first four weeks. Kansas City finished that stretch at 2-2 after claiming a 27-7 home win vs. the N.Y. Jets (9/11) and winning a 23-17 decision at Oakland (9/18). However, the club would suffer a 30-10 loss at Denver (10/26) and was handed a 37-31 loss vs. Philadelphia (10/2) as the Eagles erased an 18-point Chiefs lead.

Hurricane Wilma forced the Chiefs to play their first regular season Friday night game since '64 as a game originally slated for October 23rd was hastily rescheduled. Kansas City actually flew to Miami on the day of the game and defeated the Dolphins by a 30-20 margin. Two weeks later, trailing by three points with only five seconds left and the ball on the one-yard line, Head Coach Dick Vermeil eschewed a potential game-tying FG attempt and went for broke, putting the game in the hands of RB Larry Johnson vs. Oakland (11/6). Johnson burst into the end zone to give the Chiefs a memorable 27-23 win as Kansas City's record stood at 5-3 at the season's midway point.

The Raiders contest marked the initial start of the season for Johnson, who opened the final nine games of the year in place of RB Priest Holmes, who was lost for the year following a head/neck injury at San Diego (10/30). Johnson topped the 100-yard barrier in the season's final nine contests and finished the season with 1,750 rushing yards, a franchise record at the time.

Shields continued his assault on the record book, as well. The club's contest at Buffalo (11/13) marked the 200th consecutive start of Shields' career, making him just the fourth player since the AFL-NFL merger to accomplish such a feat. In addition to pushing his string of consecutive starts to 207 games by season's end, he was also rewarded with his 11th consecutive Pro Bowl berth, extending another franchise record.

A three-game late-season winning streak boosted the club's postseason hopes, beginning with a 45-17 win at

Houston (11/20). Johnson established a franchise record of his own with 211 rushing yards against the Texans en route to earning his initial Pro Bowl berth. Kansas City then registered convincing home victories against a pair of playoff-bound teams with wins vs. New England (11/27) and vs. Denver (12/4), putting the club at 8-4 with four games remaining. However, a pair of road losses put the club's postseason hopes in peril. A 20-7 win in a Christmas Eve quagmire vs. San Diego (12/24) meant the club would need a win in its regular season finale and some help in order to qualify for the AFC playoff field.

A FAREWELL TO THE FOUNDER

2006 — After registering a convincing 37-3 win vs. Cincinnati in the club's first-ever regular season New Year's Day contest, the winds of change blew into Kansas City. Head Coach Dick Vermeil publicly announced his retirement following the win over the Bengals, ending season-long speculation about his future. Kansas City finished the season at 10-6, becoming just the fourth team since '90 to miss the postseason with a double-digit victory total.

Vermeil conducted a final farewell press conference on January 3rd. He concluded his five-year run as Kansas City's head coach with a 44-36 (.550) record, giving him the third-highest victory tally in team history. Under his guidance, the Chiefs established 34 single-season team records and 14 single-game team records, leading the NFL in total offense by averaging 380.9 yards per game from 2001-05.

On January 9th, Herm Edwards was appointed the 10th head coach in franchise history. Edwards returned to Kansas City after serving as both a scout and an assistant coach with the Chiefs during the '90s. He rejoined the Chiefs organization after a five-year stint as head coach of the N.Y. Jets, leading that franchise to five postseason game appearances. He initially left the Chiefs to serve with former Kansas City assistant coach Tony Dungy in Tampa Bay, where that duo helped restore the Buccaneers franchise to NFL prominence.

On January 24th, the Chiefs and Royals both signed 25-year leases with Jackson County officials to keep both clubs at the Truman Sports Complex. On April 4th, Jackson County voters approved a 3/8 cent tax measure that was anticipated to raise \$425 million in improvements to the Sports Complex, including \$212.5 million for Arrowhead while the State of Missouri contributed \$37.5 million. Those renovation plans also included a new practice facility and office complex for the Chiefs, thanks to contributions from the Hunt family.

The Edwards era got off to an inauspicious start on Opening Day vs. Cincinnati (9/10). QB Trent Green suffered a severe head trauma in the third quarter when he scrambled and went into a hook slide. Bengals DE Robert Geathers delivered a blow to the Chiefs signal caller, whose head violently bounced off the turf. Green lay motionless on the field for several minutes before he was taken to a local hospital. The Chiefs would lose the contest by a 23-10 count.

For the first time since 2000, a quarterback other than Green started a contest for Kansas City as backup QB Damon Huard served as field general the following week at Denver (9/17). Kansas City would drop a tough 9-6 OT decision to the Broncos as the club fell to 0-2.

After an early bye week, Kansas City got its initial victory of the Edwards era in convincing fashion with a 41-0 win at Arrowhead vs. San Francisco (10/1). Huard guided the club to a 23-20 comeback win the following week at

Arizona (10/8), but a 45-7 drubbing at Pittsburgh (10/15) left the club's record at 2-3 entering a pivotal two-game homestand.

K Lawrence Tynes drilled a game-winning 53-yard FG to give Kansas City a 30-27 victory vs. San Diego (10/22). That triumph sparked a three-game winning streak to put the club's record at 5-3 at the season's halfway point.

Huard compiled a 5-3 record as a starter in Green's absence, throwing 10 TDs and just one INT over that eight-game span. After several weeks of practice and countless medical tests, Green finally made his return to the lineup in a 17-13 home win vs. Oakland (11/19) in what would be the final game witnessed in person by Founder Lamar Hunt, who was admitted to Presbyterian Hospital in Dallas on November 22nd.

Hunt had long lobbied the NFL for a third game on Thanksgiving and those persistent efforts were rewarded as the fifth-largest paid crowd in Arrowhead history (79,484) packed the stadium for a holiday spectacle. Kansas City won its second contest at Arrowhead in five days as the Chiefs defense turned in a masterful performance in a 19-10 primetime win vs. Denver (11/23), a contest that also marked the initial live game telecast by the NFL Network.

Owning a 7-4 record, Kansas City appeared poised to make a serious run at the postseason, but a three-game losing streak that began with an unlikely 31-28 OT loss at Cleveland (12/3) put those hopes in serious jeopardy. The month of December proved particularly gloomy for the Chiefs as the health of the franchise's patriarch steadily declined.

After originally being diagnosed with prostate cancer in '98, Hunt quietly and bravely underwent many treatments and surgeries in the ensuing years without complaint. On December 13th, he peacefully passed



REMEMBERING OUR FOUNDER

On December 19, 2006 over 2,500 individuals gathered at the Community of Christ Auditorium in Independence, Missouri to pay their final respects to Chiefs Founder Lamar Hunt. Pastor Paul Brooks presided over a two-hour service that was attended by the entire Chiefs team and administrative staff, as well as countless dignitaries and fans. Three of the Hunt children – Clark (above), Daniel and Sharron Munson – shared remembrances of their father, while Lamar Hunt, Jr. paid a special musical tribute to the patriarch of the Chiefs family. Other eulogists included Carl Peterson, Rev. Emanuel Cleaver, Len Dawson, Bobby Bell, Willie Lanier, Trent Green and head coach Herm Edwards. Four former Chiefs head coaches were also in attendance – Dick Vermeil, Gunther Cunningham, Marty Schottenheimer and Paul Wiggan. A moving video tribute celebrating Hunt's vibrant life was also shown during the ceremony.

away in Dallas, surrounded by his family. Memorial services celebrating the life of Hunt were conducted on the SMU campus in Dallas on December 16th and at the Community of Christ Auditorium in Independence, Mo. on December 19th.

A mourning team would return to the field the following Sunday and capture a 20-9 win at Oakland (12/23) to keep the Chiefs playoff hopes afloat entering the regular season finale vs. Jacksonville (12/31). The Chiefs prevailed by a 35-30 count against the Jaguars as RB Larry Johnson established an NFL record with 416 rushing attempts on the season and broke his own franchise single-season record with 1,789 rushing yards. After Cincinnati and Tennessee lost earlier in the day, the Chiefs officially got their ticket to the postseason punched when San Francisco won an unlikely 26-23 OT decision at Denver (12/31).

2007 — The Chiefs made their first postseason appearance on the road since '94 in an AFC Wild Card Game at Indianapolis (1/6). Despite enjoying the support of a throng of Kansas City fans who made the trek to the RCA Dome and a valiant first-half performance from the Chiefs defense, Kansas City lost a 23-8 decision.

An artist's rendering of the club's new office complex and practice facility was unveiled in March, while design work and plans for Arrowhead's rehabilitation continued. On June 2nd, the club announced that it was partnering with HBO Sports and NFL Films to produce *Hard Knocks: Training Camp* with the Kansas City Chiefs - a five-hour documentary series. On June 6th, QB Trent Green was traded to Miami. Green concluded his successful six-year run with the franchise owning a team-record 87.3 passer rating.

The summer months were highlighted by a pair of groundbreaking ceremonies at the Truman Sports Complex. A private, staff-only groundbreaking session for the Chiefs new office and practice headquarters was conducted by Clark Hunt on July 25th. In addition, the Hunt family, Chiefs officials, Senator Kit Bond, Jackson County Executive Mike Sanders and other county legislators participated in a groundbreaking ceremony for the "New Arrowhead" on August 22nd.

On the field, Kansas City overcame an 0-2 start to register a 4-3 record at the bye week, securing sole possession of first place in the AFC West standings. That early-season turnaround was highlighted by a 30-16 comeback win at San Diego (9/30). WR Dwayne Bowe set a Chiefs single-game rookie record with 164 receiving yards in that contest, including a 51-yard TD catch. Bowe would shatter the franchise's single-season rookie receiving records with 70 catches for 995 yards, figures that led all NFL rookies. Meanwhile, TE Tony Gonzalez became the NFL's all-time TD catch leader among tight ends in a 27-20 win vs. Cincinnati (10/14).

However, Kansas City could not maintain any of that positive momentum after the bye week. The downward spiral began when RB Larry Johnson suffered a season-ending right foot injury in a 33-22 loss vs. Green Bay (11/4). That setback began a nine-game losing streak to conclude the regular season. Second-year QB Brodie Croyle supplanted QB Damon Huard in the second half the following week vs. Denver (11/11).

Croyle enjoyed a solid debut in his initial NFL start in the club's next contest at Indianapolis (11/18). That game would mark the final chapter in the illustrious career of RB Priest Holmes, who announced his retirement on November 21st. The all-time leading rusher in franchise history with 6,070 yards made a remarkable comeback

after missing almost a season-and-a-half of action. He returned to play four games in 2007, including two starts, before eventually hanging up his cleats for good. DE Jared Allen was a defensive bright spot, leading the league with 15.5 sacks.

After suffering a thumb injury at Detroit (12/23), Croyle returned for the season finale at the N.Y. Jets (12/30) as Kansas City suffered a 13-10 OT setback. Gonzalez recorded his 820th career reception in the game, the most catches of any tight end in NFL history. Gonzalez earned his ninth straight Pro Bowl berth and finished the year with 1,172 receiving yards.

2008 — Head Coach Herm Edwards named Chan Gailey his offensive coordinator on January 16th. CB Emmitt Thomas was elected to the Pro Football Hall of Fame on February 2nd and was officially enshrined in Canton on August 3rd.

Kansas City and Minnesota orchestrated a major trade on April 23rd as the Chiefs sent Pro Bowl DE Jared Allen and a sixth-round pick to the Vikings. In exchange, Kansas City received a first-round selection, two third-round picks and a sixth-round selection. Upon the team's return from training camp in August, the club's football operations moved into the organization's new practice facility. The rest of the franchise's administrative staff completed the move from Arrowhead by season's end.

On the field, the Chiefs owned the dubious distinction of becoming just the fourth team since the AFL-NFL merger to start three different quarterbacks in the season's first three weeks in a non-strike season. TE Tony Gonzalez surpassed TE Shannon Sharpe (10,060) for the most receiving yards by a tight end in NFL history at Carolina (10/5).

After QBs Brodie Croyle and Damon Huard both suffered season-ending injuries vs. Tennessee (10/19), the club eventually turned to QB Tyler Thigpen for good for the season's final nine games. The Coastal Carolina product showed flashes of promise and set a single-season franchise record for QBs with 386 rushing yards. Thigpen outplayed QB Brett Favre, but the Jets signal caller rallied his club as the Chiefs dropped a 28-24 decision at the N.Y. Jets (10/26).

That Jets contest marked the first in a series of excruciating losses. Kansas City squandered a 21-point lead in a 30-27 OT loss vs. Tampa Bay (11/2) and lost a 20-19 decision at San Diego (11/9) as a botched PAT and a failed two-point try doomed the club.

Thigpen's lone victory of the season was a 20-13 win at Oakland (11/30), but the losses continued to mount, including a second one-point setback vs. San Diego (12/14) as the Chargers overcame an 18-point deficit, scoring the game's final 19 points.

On December 15th, President/General Manager and CEO Carl Peterson announced his resignation, effective at the end of the season. The Chiefs dropped a 38-31 decision vs. Miami (12/21). Based on wind chill of -12 at kickoff, it was the second-coldest contest in Arrowhead history. A four-game losing streak to end the season closed out with a 16-6 loss at Cincinnati (12/28) as the Chiefs finished the year at 2-14.

A NEW ERA AT ARROWHEAD

2009 — Peterson officially concluded his 20-year tenure with the franchise on January 6th with a farewell press conference. Under Peterson's tenure, Kansas City amassed a 176-143-1 (.552) regular season record, made nine playoff appearances, won the AFC West four times and reached the AFC Championship Game in '93.

On January 13th, longtime New England Patriots executive Scott Pioli was named by Chairman of the Board Clark Hunt as the fifth General Manager in franchise history. During his tenure in New England, the Patriots won Super Bowls XXXVI, XXXVIII and XXXIX, claimed the Lamar Hunt Trophy four times as the AFC Champion and won six AFC East titles. During Pioli's tenure from 2000-08, the Patriots compiled an NFL-best 102-42 (.708) regular season record.

On January 23rd, Herm Edwards was relieved of his duties as head coach. He produced a 15-33 regular season record in three seasons guiding the franchise. The late LB Derrick Thomas was elected to the Pro Football Hall of Fame's Class of 2009 on January 31st. Thomas became the 10th member of the Chiefs to be enshrined in Canton. He joined LBs Bobby Bell (Class of '82) and Willie Lanier (Class of '86) as the third linebacker in that esteemed group.

Hunt and Pioli introduced former Arizona Cardinals offensive coordinator Todd Haley as the 11th head coach in franchise history on February 6th. He helped the Cardinals reach Super Bowl XLIII, marking the franchise's first NFL title game since '47. The son of longtime NFL personnel executive Dick Haley, the younger Haley oversaw an Arizona offense that registered a franchise-record 427 points in 2008. The first major move of the Chiefs new leadership team came on February 28th when the club acquired QB Matt Cassel and LB Mike Vrabel in a trade with New England.

The club unveiled its 50th anniversary logo on April 14th as the team began a year-long commemoration of the franchise's 50th season, as well as the 50th anniversary of the creation of the American Football League by Lamar Hunt. On April 23rd, the Chiefs traded 10-time Pro Bowl TE Tony Gonzalez to Atlanta. Gonzalez finished his Chiefs career with the most receptions (916), receiving yards (10,940) and TD catches (76) in franchise history.

On May 8th, Hunt named Denny Thum as the fourth President of the Chiefs. Thum owned the distinction of being one of just three employees in team history to serve the club during the tenure of every head coach in franchise history. On May 21st, Mark Donovan was hired as Executive Vice President/Chief Operating Officer after spending six seasons with the Philadelphia Eagles.

On June 18th, the Chiefs announced the return of training camp to the state of Missouri, beginning in 2010. The Chiefs and Missouri Western State University in St. Joseph, Missouri agreed to the university's plans for a training facility including a climate-controlled, 120-yard indoor field, as well as two 120-yard grass fields. The Chiefs officially ended their 19-year training camp tenure at the University of Wisconsin - River Falls, conducting their final practice at that facility on August 20th.

The Chiefs began the regular season on the road at Baltimore (9/13) with QB Brodie Croyle at the helm after QB Matt Cassel was injured vs. Seattle (8/29). Kansas City tied the game at 24-24 with 5:21 left to play in Head Coach Todd Haley's regular season debut, but couldn't pull out the victory.

For the first time since the '62 AFL Championship Game, the club wore its Dallas Texans uniforms in a contest billed as "The Game That Never Was" vs. Dallas (10/11). Chiefs Founder Lamar Hunt had longed for a head-to-head duel between his AFL squad and the NFL's Cowboys during their three-year co-existence in Dallas, and that contest finally came to fruition. However, the Cowboys would prevail by a 26-20 margin in OT, sending the Chiefs record to 0-5.

Haley recorded his initial NFL win the following week, as Kansas City produced a 14-6 victory at Washington (10/18). It would be one of three road wins for the Chiefs on the season, tying for the most by a first-year coach in franchise annals.

On October 23rd, a major section of I-435 near the Truman Sports Complex was designated as "Lamar Hunt Memorial Highway" by the Missouri General Assembly and the Missouri Department of Transportation. In October, the club also mourned the death of longtime assistant coach Darwin Wallis, whose 19-year tenure with the Chiefs ranked as the second-longest stint in franchise history, trailing only Tom Pratt (21 years).

The Chiefs improved in 25 different statistical categories during the season's final eight games, including total points, total offense, passing yards per game, rushing yards per game, third-down percentage and sacks allowed. Kansas City began that eight-game stretch with a 16-10 win at Oakland (11/15) as the Chiefs became the first NFL club to register seven straight road wins against the Raiders. The Chiefs followed that up with a thrilling 27-24 OT victory vs. Pittsburgh (11/22) as Haley exacted some retribution against a Steelers squad that defeated his Arizona Cardinals in Super Bowl XLIII.

RB Jamaal Charles helped spearhead the Chiefs second-half resurgence. Only Tennessee RB Chris Johnson (1,047) rushed for more yards over the final eight games of the year than Charles (968). Charles finished the season with 1,120 yards on 190 carries, becoming the first player in league annals to top the 1,100-yard plateau on less than 200 carries. He also was the youngest player to ever win the Derrick Thomas Award as the club's MVP.

2010 — The Chiefs saved their best performance of the season for the regular season finale at Denver (1/3). Charles racked up a franchise-record 259 rushing yards, while LB Derrick Johnson became just the third linebacker in NFL history to return two INTs for TDs in a single game. Kansas City registered a 44-24 win, marking the club's first-ever win at INVESCO Field and the the most points scored by the Chiefs in Denver since '72.

Despite finishing the year with a 4-12 record, the Chiefs led the NFL in Red Zone scoring percentage (89.5%) and improved in 30 categories compared to 2008. Only three clubs made more dramatic jumps in the comprehensive special teams rankings compiled by the *Dallas Morning News*, as the Chiefs went from 29th to 12th.

Haley began reshaping his coaching staff almost immediately after the season. Charlie Weis was named offensive coordinator on January 8th, while Romeo Crennel was hired as defensive coordinator on January 14th. Haley also added a number of coaches with playing experience, included Hall of Fame CB Emmitt Thomas, who returned to the Chiefs as defensive backs coach on February 1st after registering a franchise-record 58 INTs from '66-78.

Commissioner Roger Goodell introduced four-time Pro Bowl G Brian Waters as the winner of Walter Payton NFL Man of the Year Award prior to the kickoff of Super Bowl XLIV on February 6th. Waters became the fifth member of the Chiefs to win that prestigious accolade. Super Bowl IV MVP QB Len Dawson — winner of the '73 Man of the Year Award — was on hand to present the Lombardi Trophy to the victorious New Orleans Saints.

On February 12th, Ann Roach announced her retirement after 44 seasons with the club. The second-longest tenured employee in Chiefs history, Roach served as an assistant to the first 10 head coaches in franchise

annals. Roach and longtime Chiefs broadcaster Bill Grigsby were both acknowledged at the 40th annual 101 Awards on March 6th. Grigsby announced his retirement after a distinguished 63-year career in broadcasting.

The National Football League announced on April 20th that Monday Night Football would return to Kansas City on September 13th as the Chiefs officially celebrate the grand opening of the New Arrowhead vs. San Diego.

Chairman Clark Hunt led dozens of media members on an exclusive tour of the New Arrowhead on July 23rd, giving a behind the scenes look that the stadium and all its amenities before the first event was open to the public.

In an event reminiscent of Lamar Hunt's founding of the MLS and the Kansas City Wizards, the Wizards hosted English Premier League powerhouse Manchester United in a friendly match on July 25th, marking the first event held inside the New Arrowhead.

Clark Hunt was joined by the entire Hunt family and NFL Commissioner Roger Goodell on July 30th for the unveiling of Founder's Plaza, an engaging outdoor area that serves as a tribute to Chiefs Founder Lamar Hunt and recognizes his contributions to the founding of the American Football League.

That afternoon, Chiefs Training Camp made it's debut on the campus of Missouri Western State University in St. Joseph, marking the first time in 20 years that the Chiefs held their summer practices in the state of Missouri.

Upon returning to the Arrowhead Training Facility, Kansas City held a free night practice on August 25th that was open to the public at Arrowhead Stadium, giving 22,142 Chiefs fan the opportunity to see the newly renovated stadium and watch the team practice before the start of the regular season. In conjunction with the open practice, the Chiefs dedicated the Chiefs Hall of Honor, presented by Time Warner Cable on the Lower Concourse of the stadium.

On September 13th, Kansas City celebrated the grand opening of the New Arrowhead with a 21-14 rain-soaked victory over the AFC West rival San Diego Chargers on ESPN's Monday Night Football. The victory signaled the culmination of the three-year, \$375 million renovation project.

Hunt assumed the title of Chairman and CEO of the Kansas City Chiefs on Tuesday, September 14th.

The Chiefs started the season 3-0 for the first time since 2003 on their way to a 10-6 record and the club's first AFC West title since 2003 and first playoff appearance since following the 2006 season. Kansas City registered a 7-1 record at home, restoring the Arrowhead advantage. The Chiefs went 4-0 against the NFC West, the second straight time they've swept the NFC West (2006). WR Dwayne Bowe tallied 15 TD receptions to pace the league in scoring catches. RB Jamaal Charles gained 1,467 yards on 230 carries, finishing second behind Houston RB Arian Foster for the NFL's individual rushing title. LB Tamba Hali led all AFC defenders and was second in the NFL with 14.5 sacks on the season.

2011 — On January 9th, Kansas City hosted it's first NFL playoff game since 2003 when the Chiefs fell to the Baltimore Ravens by a 30-7 final. Five Chiefs players were selected to the 2011 Pro Bowl in Honolulu, Hawaii: S Eric Berry, WR Dwayne Bowe, QB Matt Cassel, RB Jamaal Charles and G Brian Waters, marking the most Pro Bowl performers for the Chiefs since KC sent six players to the NFL's version of the all-star game in 2006.

Chairman and CEO Clark Hunt named Mark Donovan president of the Kansas City Chiefs on January 20th.

Head Coach Todd Haley made two moves related to his coaching staff, naming Bill Muir offensive coordinator/offensive line coach on February 3rd and hiring Jim Zorn as quarterbacks coach on February 15th. Haley garnered two post-season coaching awards for leading the Chiefs to a 10-6 record in only his second year at the helm, earning the NFL Alumni Coach of the Year award and also the AFC Coach of the Year award from the Committee of 101.

The Chiefs were saddened at the loss of a pair of treasured Kansas City icons in 2011 as longtime trumpeter and TD Pack Band leader Tony DiPardo passed away in February at the age of 98. Only a few weeks later, longtime voice of the Chiefs Bill Grigsby passed away at the age of 89. Thousands of Kansas Citizens helped celebrate the lives of these two Chiefs legends at open memorial services.

During the offseason, Arrowhead Stadium returned to prominence as a Midwest entertainment destination as country music star Kenny Chesney played the venue as a stop on his 'Goin' Coastal Tour' along with the Zac Brown Band, Billy Currington and Uncle Kracker. Taylor Swift's 'Speak Now Tour' also made a stop at Arrowhead.

For the second year in a row, the Chiefs held training camp at Missouri Western State University in St. Joseph, Mo. After returning to their Kansas City facility for the home portion of training camp, the Chiefs hosted a free practice for fans at Arrowhead Stadium as part of the team's Back to Football Bash.

After dropping three straight contests to open the season, Kansas City rebounded with four straight victories. That stretch of four straight wins included a 28-24 victory at Indianapolis (10/9) in which the Chiefs tied a club record by overcoming a 17-point deficit and a 28-0 shutout at Oakland (10/23) in which Kansas City recorded six interceptions.

Kansas City appeared in three primetime contests in 2011, including two at Arrowhead Stadium. For the second year in a row, the Chiefs topped AFC West rival San Diego (10/31) at home on ESPN's Monday Night Football, this time, using a 30-yard K Ryan Succop field goal in overtime for the win.

QB Matt Cassel was placed on injured reserve with a hand injury suffered vs. Denver (11/13). Kansas City claimed QB Kyle Orton off waivers from Denver on Nov. 23. Kansas City was one of two teams to have three different starting quarterbacks open an eventual victory in 2011, with Houston being the other team to accomplish that feat.

With a 5-8 record after 13 games, Todd Haley became the second coach in team history to be relieved of his duties during the season. Defensive Coordinator Romeo Crennel assumed the head coaching duties. The Chiefs upset the previously undefeated Green Bay Packers by a 19-14 final at Arrowhead (12/18) in Crennel's first game at the helm.

In the final three contests with Crennel serving as both head coach and defensive coordinator, the Chiefs defense ranked third in the NFL in total yards per game allowed, second in net passing yards per game allowed and second in points per game allowed.

The final game of the 2011 season marked the 227th career game for C Casey Wiegmann and was his 200th career start. Dating back to a contest vs. the N.Y. Giants (9/23/01), Wiegmann had started 175

consecutive games at center and played 11,162 straight offensive snaps, marking the longest streak by any NFL offensive lineman. Dating back to a contest vs. Carolina (11/20/05), RB Thomas Jones had appeared in 102 consecutive games.

2012 — Crennel was named the 12th head coach in franchise history by Chairman and CEO Clark Hunt and General Manager Scott Pioli on Jan. 9, 2012.

Although the team finished with a 7-9 record, the Chiefs finished one win shy of repeating as the AFC West Division champions and earning an automatic berth in the playoffs.

Crennel started making changes to his coaching staff in the weeks following the regular season. Tom McMahon was named special teams coach on Jan. 30 while Brian Daboll was named offensive coordinator on Feb. 6. On Feb. 14, Nick Sirianni was promoted to wide receivers coach, while Jack Bicknell was named offensive line coach, Jim Bob Cooter was hired as offensive quality control coach and Derius Swinton was named special teams quality control coach. Crennel rounded out his coaching staff by hiring Steven Smith as assistant offensive line coach on March 9.

Former Chiefs T Willie Roaf was elected to the Pro Football Hall of Fame as part of the class of 2012, announced Saturday, Feb. 4, the day before Super Bowl XLVI in Indianapolis.

On April 14, the Kansas City Chiefs announced that every Chiefs Season Ticket Account Holder would receive one personalized Chiefs Nike jersey as a thank you in celebration of the club's 50 years in Kansas City. On May 15, Chairman and CEO Clark Hunt further outlined multiple plans and initiatives to thank Chiefs fans and the Kansas City community for their support through the years in a special press conference at Union Station in downtown Kansas City.

On June 10, Kansas City welcomed back Kenny Chesney to Arrowhead Stadium as a stop in the 'Brothers of the Sun' tour along with Tim McGraw.

For the third consecutive year, the Chiefs returned to Missouri Western State University in St. Joseph, Mo. for training camp.

The Chiefs went 2-14 in 2012, picking up their first win in a 27-24 overtime battle at New Orleans (9/23) with the help of RB Jamaal Charles, who registered a 91-yard rushing touchdown, the longest rush from scrimmage in team history. On Dec. 2, Kansas City picked up it's second victory of the season a day after tragedy struck the organization. The Chiefs rallied to beat the Carolina Panthers 27-21 on the shoulders of 127 rushing yards from Charles and two passing touchdowns from QB Brady Quinn.

Despite having struggled in 2012, the Chiefs had six players elected to the play in the annual Pro Bowl in Hawaii. S Eric Berry, RB Jamaal Charles, LBs Tamba Hali and Derek Johnson all earned their second trip, while P Dustin Colquitt and LB Justin Houston earned their first trip to the Pro Bowl.

On Dec. 31, Romeo Crennel was relieved of his head coaching duties.

2013 — The Kansas City Chiefs and General Manager Scott Pioli parted ways on Jan. 4, 2013. On Jan. 7 Chiefs Chairman and CEO Clark Hunt introduced Andy Reid as the Chiefs 13th head coach, and one week later on Jan. 14, he named John Dorsey as the team's sixth general manager in franchise history. Soon after Reid arrived in Kansas City, he started assembling his coaching

staff, which consisted of several coaches he brought in from his staff in Philadelphia, including former NFL quarterback Doug Pederson as offensive coordinator. Reid named Bob Sutton defensive coordinator and Dave Toub special teams coordinator, and he hired former NFL head coach Brad Childress as a spread game analyst/special projects coach.

Former Chiefs DT Curley Culp was elected to the Pro Football Hall of Fame as part of the class of 2013, announced Saturday, Feb. 2, the day before Super Bowl XLVII in New Orleans.

On March 13, the Chiefs announced a trade with the San Francisco 49ers to acquire QB Alex Smith. Kansas City used the first overall pick of the 2013 NFL Draft by selecting T Eric Fisher. Fisher played collegiately at Central Michigan.

During the 2013 offseason, the Chiefs unveiled the Chiefs Kingdom Pass, a personalized experience just for Season Ticket Holders to manage their

relationship with the Kansas City Chiefs. There is a website, ChiefsKingdomPass.com, that lets Season Ticket Holders manage their account, view exclusive video from Emmy award winning 65 Toss Power Trap Productions and earn and redeem points for unique prizes.

On May 18, the Chiefs hosted the inaugural Chiefs 5K at Arrowhead Stadium featuring a one-of-a-kind finish on the 50 yard line. Fans were able to feel the rush of excitement as they ran out of the Chiefs tunnel and on to the field for a dramatic finish in front of a cheering section.

On June 15, Kansas City welcomed Kenny Chesney back to Arrowhead Stadium as a stop in the 'No Shoes Nation' tour along with Eric Church.

For the fourth consecutive year, the Chiefs returned to Missouri Western State University in St. Joseph, Mo. for training camp.

CHIEFS LOGO HISTORY



An Inspiration



Texans Helmet



1960

During the team's three-year stint as the American Football League's Dallas Texans from 1960-62, the club's helmet logo featured the state of Texas in white with a gold star situated on the club's home base in Dallas. Founder Lamar Hunt "borrowed" that concept from the '52 Dallas Texans, a totally-unrelated NFL franchise that spent one undistinguished season playing in the Lone Star State before resurfacing as the Baltimore Colts in '53.

Prior to the inaugural AFL season in '60, Hunt's Texans were represented by a whirling, spur-clad, 10-gallon-hat-wearing character that was featured on various promotional items. That logo eventually gave way to a more polished football-toting gunslinger set over the state of Texas, a design created by Bob Taylor, a cartoonist for the now-defunct *Dallas Times-Herald*. Although never part of the club's uniform, Taylor's updated Texans logo adorned everything from the club's stationery to the billboard outside the team's offices.

When the franchise moved to Kansas City in '63, Taylor was commissioned to produce a new logo that remained strikingly similar to his original incarnation. Taylor's new rendition featured a Native American figure running with the same stride and holding the pigskin in the same manner as the gunslinger with the states of Missouri, Kansas, Nebraska, Oklahoma, Iowa and Arkansas serving as his backdrop. This logo was utilized prominently during the '60s and was affixed to the club's Swope Park headquarters on 63rd Street before the club moved to Arrowhead in '72.

A new design for the Chiefs helmet logo was also in order upon the franchise's move to Mid-America. Hunt went back to the drawing board, seeking to give his franchise a logo that would once again provide an easily-recognizable link to its home locale. Hunt's initial sketches, some of which were done on a napkin on a flight from Dallas to Kansas City, began with an interlocking "KC" inside a circle or an oval. That look was eventually refined to feature those intertwined letters inside an arrowhead. The resulting finished product remains one of the most distinctive logos in all of sports and has been proudly utilized by the team for more than 40 years.



1960-62



Circa 1960s



1963-present

CHIEFS UNIFORM HISTORY



1959 — At one of the initial organizational meetings of the American Football League in late '59 – before the teams even had any players or coaches – the AFL owners choose their team colors. Lamar Hunt desires Columbia Blue and Orange for his Dallas Texans franchise. But before Hunt or any other owner can make a selection, Houston's Bud Adams claims Columbia Blue for his Oilers franchise. Hunt reverts to Red and Gold for the Texans, which remains the primary color scheme for the Chiefs to this day.



Lamar Hunt greets Bud Adams - sporting a "Columbia Blue" blazer - prior to the '62 AFL Championship Game. Hunt would lose the battle for "Columbia Blue," but his Texans would beat the Oilers in double OT for the '62 AFL title.

1960-62 — The Texans take the field for the AFL's inaugural season in '60 sporting red helmets with gray facemasks. The helmet features the state of Texas in white with a gold star situated on Dallas. Home jerseys are solid red featuring white numerals, white "TV" numerals on the sleeves and white lettering, all trimmed in gold. Road jerseys are white with red numerals, red "TV" numerals on the sleeves and red lettering, all of which are bordered by thin gold trim. Both jerseys are a cloth design, featuring three-quarter sleeves with stitched "tackle twill" numerals and letters. The team wears white pants featuring vertical stripes of red, gold and red. Socks are red on top, white on the bottom with alternating stripes at the calf of white, red, gold, red and white. Although several minor changes are made to the stripe width over the years, the primary sock design remains relatively consistent to the present day.



Texans Helmet

1963-67 — The Texans move to Kansas City in '63. Hunt and Head Coach Hank Stram initially plan on calling the relocated team the "Kansas City Texans." However, General Manager Jack Steadman wisely convinces the duo to change the franchise's nickname to "Chiefs." The club's uniform remains virtually unchanged, with the exception of the helmet logo. The state of Texas is replaced on the headgear by a design originally sketched by Hunt on a napkin. Hunt's inspiration for the interlocking "KC" design was the "SF" inside of an oval on San Francisco's helmets. Kansas City's overlapping initials appear inside a white arrowhead instead of an oval and are surrounded by a thin black outline. The result is one of the most distinctive helmets in all of football.

1968 — The most dramatic changes to the Chiefs uniform come in '68. Head Coach Hank Stram prefers more red in the club's road attire and orders red pants to go with the team's white road jerseys. Stram asserts that the red pants will match the red numerals on the white road jerseys. While Stram's fashion sense is never in question, some in the organization theorize that the superstitious Stram really wants to part ways with the white pants because the club lost Super Bowl I while wearing them. No matter the

logic, the white pants are not seen again during the Stram era. The club's new red pants feature alternating vertical stripes of white, red, gold, red and white and are paired with predominantly white socks that feature striping of red, gold and red at the calf. Alterations are also made to the club's jerseys at this time. Sleeves are shortened from three-quarter length to their present-day short-sleeve status. Stripes are also introduced on the bottom of the sleeves, where they still reside. Red jerseys feature white, gold and white stripes on the sleeves, while the club's white jerseys receive red, gold and red stripes.



Texans DT Jerry Mays (75) and QB Len Dawson (16) pose along with head coach Hank Stram in '65 sporting the home jerseys the club wore from '60-67. Note the rolled-up sleeves and the barely visible gold trim.


1969 — Following a victory in the AFL Championship Game, Stram orders new red jerseys to be worn in Super Bowl IV and they are delivered just days before the game. Stram also directs Equipment Manager Bobby Yarborough to have all the helmets repainted before the Super Bowl but relents after players insist on wearing their "battle-scarred" headgear. The "AFL-10" patch worn on the left shoulder of Kansas City's jerseys in Super Bowl IV is the collaborative effort of AFL President Milt Woodard and longtime AFL fan Angelo Coniglio. During the entire '69 season, all NFL teams wear an "NFL-50" patch which commemorates the NFL's 50th Anniversary season. At the suggestion of Coniglio, Woodard counters by designing and implementing a patch of his own to celebrate the 10-year existence of the AFL, which is proudly worn by the Chiefs on behalf of the entire AFL in their 23-7 victory vs. Minnesota (1/11/70).



AFL-10 Patch

1970 — Following Super Bowl IV, the team's cloth jerseys dating back to the franchise's days in Dallas give way to a more breathable mesh fabric. Heat-transfer numerals and letters replace sewn-on "tackle twill" characters. The style of the numerals and letters changes slightly. The characters decrease in size, while the gold trim around both the numerals and letters expands to become more visible. Jersey numerals remain this size before eventually returning to larger proportions in the early '80s.

1974 — The club's facemask changes from gray to white. A change in manufacturers results in a slightly smaller arrowhead



DT Buck Buchanan displays the club's road uniform of the '70s. Note the white facemask, red pants and heat-transfer numerals.

logo on the helmet with a thicker black border compared to the design of the '60s.

1979-80 — During the Marv Levy era, the club experiments with white jerseys and red pants at home. Several other NFL teams - most notably Dallas - had adopted the practice of wearing white at home. The fact that Lamar Hunt's hometown team had popularized the practice may have led the Chiefs Founder to depart from the club's traditional home uniform configuration. However, the trial is short-lived and by '81, the club reverts back to its traditional red jersey, white pants arrangement at Arrowhead.



QB Steve Fuller was part of a Chiefs squad that wore white jerseys at home for a brief stretch during the Marv Levy era.

1983 — The Chiefs wear a circular patch on their left upper chest bearing a gold eagle and the number 37 in memory of RB Joe Delaney who drowned on June 29th in Monroe, La. after trying to save the lives of three youngsters.



Joe Delaney Patch

1984 — The original eight American Football League teams all wear circular "Silver Anniversary" patches on the upper left chest of their jerseys commemorating the 25th anniversary of the AFL and their respective franchises. Kansas City's patch features the Chiefs helmet and the AFL logo.



Silver Anniversary Patch

1989 — The arrival of Head Coach Marty Schottenheimer signals the club's most dramatic uniform change in over 20 years. Schottenheimer asks and receives permission from Hunt to revert back to white pants on the road, a "white-on-white" look that had not been utilized by the Chiefs since '67. White belts also return to the club's pants after using red belts at various periods of the '70s and '80s. Kansas City reintroduces the white pants at Denver (9/10/89) and maintains this look on the road through the '99 season.

1991 — A sticker bearing the American Flag adorns the back of all NFL helmets to honor troops fighting in the Gulf War. The NFL Shield becomes a standard part of all NFL uniforms, appearing on the back of helmets, on the "v" of jerseys and on the left hip of pants.

1992 — The club wears a black panel with the white initials "WWD" on the upper left chest in memory of Director of Player Personnel Whitey Dovell, who passed away on May 11th. The team also paints the number "86" on the field at Arrowhead Stadium to honor the memory of Hall of Fame DT Buck Buchanan, who passed away on July 16th.



WWD Patch

1994 — Solid fabric jerseys complete with "tackle twill" numerals and letters return, taking the place of mesh jerseys and heat-transfer characters. All NFL teams wear "NFL Diamond Anniversary" patches on their left upper chest in honor of the league's 75th season. The Chiefs also wear a "35th Anniversary" patch on their right upper chest in celebration of the franchise's 35th season. The patch features the AFL, Texans and Chiefs logos. It marks the first time in team history the club has worn two different patches in the same season. Kansas City also wears "Throwback" uniforms - replicas of the club's '63 attire - for games at Atlanta (9/18/94) and vs. St. Louis (9/25/94).



35th Anniversary Patch



75th Anniversary Patch

1999 — The club wears a "40th Anniversary" patch in honor of the franchise's 40th season. The patch features the AFL and Chiefs logos.



40th Anniversary Patch



RB Marcus Allen (32), DE Neil Smith (90), T John Alt (76), QB Joe Montana (19) and LB Derrick Thomas (58) represented the Chiefs in the Pro Bowl following the '93 season. These '94 jerseys were

the first uniforms in team history to feature a pair of commemorative patches. Note that Smith, Alt and Thomas have made their own "fashion statements" by rolling up their sleeves. Three members of this quintet (Allen, Montana and Thomas) are in the Pro Football Hall of Fame, while Alt and Smith are all enshrined in the Chiefs Hall of Fame.

2000 — The Chiefs wear a circular sticker bearing the number "58" on the back of their helmets in memory of LB Derrick Thomas, who passed away on February 8th. Ever mindful of Stram's legacy and the franchise's glory days, Head Coach Gunther Cunningham receives Hunt's blessing to revert back to the red pants on the road. The resurrected red pants debut in a 23-22 win at Denver (9/24/00) and remain part of the club's road attire.



58 Sticker

2001 — A sticker bearing the American Flag returns to the back of all NFL helmets following the terrorist attacks of September 11th. The flag reappears on Chiefs helmets vs. the N.Y. Giants (9/23/01) and remains there to this day.



U.S. Flag Sticker

2002 — The Chiefs wear a “40th Anniversary in Kansas City” patch vs. Oakland (10/27/02), commemorating the franchise’s 40th season in Mid-America. “The Scout” - Kansas City’s most recognizable civic icon - is prominently featured on the patch along with Kansas City’s downtown skyline. The NFL Equipment Shield replaces the NFL Shield on jerseys and pants.



40th Anniversary in KC Patch

2004 — The Chiefs wear a “40” decal on their helmets vs. Carolina (9/19/04) in honor of former Arizona Cardinals S Pat Tillman. Tillman left the Cardinals prior to the 2002 season and became a member of the elite Army Ranger unit. He was killed in the line of duty serving his country in Afghanistan on April 22, 2004.



Pat Tillman Sticker

2005 — The Chiefs wear a circular sticker on their helmets all season bearing the initials “HS” in honor of Hall of Fame Head Coach Hank Stram who passed away on July 4th. Stram compiled a 124-76-10 regular season record as the head coach of the Dallas Texans and the Kansas City Chiefs from ‘60-74. He guided the franchise to four AFL titles, two Super Bowl appearances and a victory in Super Bowl IV. One of the most distinguished gentlemen and unique personalities in pro football history, Stram’s legacy was remembered all season with the “HS” decal. All NFL teams wear a “Fútbol Americano” decal on their helmets on the weekend of October



Hank Stram Sticker

2nd to mark the NFL’s first regular season game played outside of the United States. Arizona defeated San Francisco by a 31-14 margin in that contest played at Mexico City’s Estadio Azteca.



Fútbol Americano Sticker

2006 — The Chiefs wear white jerseys and white pants on Opening Day vs. Cincinnati (9/10) in an effort to make the Bengals wear their dark uniforms on a potentially hot and muggy day. It marks the first time that even Founder Lamar Hunt can recall the club wearing the white-on-white uniform combination at home. The most recent time the club had dressed in such attire was in a road contest at Seattle (12/26/99). It was also the first time that the Chiefs had donned white jerseys at home since ‘80. While the premise is sound, the weather conditions aren’t a factor in the contest with a kickoff temperature of 67 degrees under cloudy skies.

After the passing of Hunt on December 13th, the Chiefs utilize a helmet decal for the remainder of the season bearing the initials “LH” to honor the franchise’s Founder. Kansas City first wears the helmet decal at San Diego (12/17). The club also reverts to the white jersey/white pants combination for its final two regular season road games and its postseason contest at Indianapolis (1/6/07). The move is in part to honor Hunt, who appreciated the “classic” look of that uniform



Lamar Hunt Sticker

combination.

2007 — Clark Hunt commissions a patch that the Chiefs wore on their uniforms in 2007 to honor his father’s memory. The design of the patch is historically significant. The patch prominently features the American Football League logo to serve as a reminder of Hunt’s formation of the AFL and the lasting impact the American Football League has made on the game of professional football. True to Hunt’s humble spirit, the letters “LH” are subtly displayed on the patch, symbolizing the fact that the Chiefs Founder always put the best interests of the league ahead



Lamar Hunt Patch

of his own. The patch is affixed on the left chest of both Kansas City’s home and away jerseys, meaning this piece of woven symbolism will always be over the heart of every Chiefs player. Beginning with a game vs. San Diego (12/2/07), the Chiefs and other NFL teams wear a #21 decal on their helmets for the final five games of the season to honor Washington Redskins S Sean Taylor. Taylor, who was coming off a Pro Bowl season in 2006 was killed in his home in Miami on November 26th.



Sean Taylor Sticker

2008 — On January 31st, Clark Hunt announces that the Lamar Hunt patch will become a permanent part of the Chiefs uniform, beginning with the 2008 NFL season.



Gene Upshaw Sticker

All NFL teams wear a patch to honor the late Hall of Fame G Gene Upshaw on Kickoff Weekend. The former Executive Director of the NFL Players Association passed away on August 20th. Beginning with the Chiefs contest the following week vs. Oakland (9/14), a decal bearing Upshaw’s initials is worn on all helmets for the remainder of the season.

2009 — On April 14th, the Chiefs unveil their “50th Anniversary” patch that was worn on the club’s jerseys for 13 games in 2009. The patch features a gold 50, as well as a Chiefs logo and an outline of the State of Texas, representing the only two logos that have ever appeared on the franchise’s



50th Anniversary Patch

helmets. Kansas City wears replicas of the club’s ‘62 Dallas Texans attire for AFL Legacy Games vs. Dallas (10/11), vs. San Diego (10/25) and at Oakland (11/15). The look is completed with replica Texans helmets that feature gray facemasks and a Texas-shaped decal with a gold star on Dallas. Jerseys for these three AFL Rivalry games feature a special “AFL 50th Anniversary” patch, featuring the original American Football League logo.



AFL 50th Anniversary Patch

2012 — On April 3rd, Nike became the National Football League’s exclusive maker of licensed on-field apparel. With the transition to Nike, the club made a few changes to the looks of the traditional Chiefs uniforms. The numbers on the new uniforms moved from the jersey sleeve to the top of the shoulder while the traditional stripe on the sleeve increased in thickness.

ORIGIN OF THE TERM “SUPER BOWL”



Lamar Hunt left an indelible mark on professional football. While Hunt made many lasting contributions to the game, part of his legacy will be his “accidental” naming of pro football’s most important contest, the Super Bowl. As the story has been told and retold over the years, some of the facts have gotten lost along the way. Here are some of the most important elements of the tale in how the Super Bowl got its name...

- After the AFL-NFL merger was announced in June of 1966, Commissioner Pete Rozelle appointed a committee consisting of himself, Lamar Hunt (Kansas City), Tex Schramm (Dallas) and two other owners from each league (AFL & NFL) to firm up the details of the merger agreement.



Pete Rozelle and Lamar Hunt both played pivotal roles in shaping professional football.

- At one of those initial merger meetings, there was a discussion about the date of the game. As the committee discussed the championship game (which ultimately became referenced as the Super Bowl), there was some confusion on whether the parties were discussing the respective AFL and NFL title games or the game between the two leagues. It was then that Hunt first recalled saying, “You know, the last game, the final game . . . the Super Bowl.”
- The “inspiration” for Hunt’s whimsical suggestion was the high-bouncing “Super Ball” produced by the Wham-O company. Lamar’s wife, Norma, had previously purchased one for each of the Hunt children (Lamar, Jr., Clark and Sharon) and the toy had become somewhat of a craze in the Hunt household and many other homes across the country.
- Hunt was later quoted as saying, “Nobody ever said let’s make that the name of the game. Far from it, we all agreed it was far too corny to be the name of the new title game.”
- In a letter from Hunt to Rozelle on July 25, 1966, Hunt urged the commissioner to “coin a phrase” for the title game between the two leagues. In the letter, Hunt said, “I have kiddingly called it the Super Bowl, which can obviously be improved upon.”
- Rozelle agreed with Hunt’s suggestion since he had a particular disdain for the term “super.” According to longtime NFL executive Don Weiss, Rozelle was a former PR man who had a keen appreciation of grammar. In Rozelle’s

book, “super” was the equivalent of “gee whiz” or “neat.” He believed that the term “Super Bowl” had no sophistication whatsoever.

- Rozelle was initially inclined to call the game the “Pro Bowl,” but that moniker was already assigned to the NFL’s annual all-star contest.
- In the years leading up to the merger, many members of the media had billed a possible championship match-up between the two rival leagues as a “World Series of Football,” but Rozelle clearly did not want to have his game associated with baseball.
- After much consternation and debate, Rozelle eventually dubbed the title contest between the two leagues as “The AFL-NFL World Championship Game.” However, Hunt’s whimsical, off-the-cuff comment had taken root. In the weeks leading up to the game, headline writers had already adapted Hunt’s two-word title over the much more verbose official moniker for the game. The TV networks billed the game as “Super Sunday” and even NFL Films tagged their film reels as being designated for the “Super Bowl.”
- After the first two “AFL-NFL World Championship Games,” the term “Super Bowl” was officially adopted by Commissioner Rozelle and the NFL. The first game to officially be designated as the Super Bowl at the time it was played was Super Bowl III between the AFL’s Jets and the NFL’s Colts. The first two championship games were retroactively named Super Bowls I & II.



Hank Stram and Vince Lombardi exchange pleasantries prior to Super Bowl I.

Note: Information and accounts from various sources were used in this synopsis, including an article from the Super Bowl XL game program by Michael MacCambridge entitled: “The Start of Something Super.”



Romeo Crennel
2011-2012
4-15-0 (.210)



Todd Haley
2009-11
19-26-0 (.422)



Herm Edwards
2006-08
15-33-0 (.313)



Dick Vermeil
2001-05
44-36-0 (.550)



Gunther Cunningham
1999-00
16-16-0 (.500)



Marty Schottenheimer
1989-98
101-58-1 (.634)

ALL-TIME REVIEW

YEAR-BY-YEAR RESULTS

Year	Record	Head Coach	Division Finish
1960	8-6	Hank Stram	2nd AFL West
1961	6-8	Hank Stram	2nd AFL West
1962	11-3	Hank Stram	1st AFL West
1963	5-7-2	Hank Stram	3rd AFL West
1964	7-7	Hank Stram	2nd AFL West
1965	7-5-2	Hank Stram	3rd AFL West
1966	11-2-1	Hank Stram	1st AFL West
1967	9-5	Hank Stram	2nd AFL West
1968	12-2	Hank Stram	1st AFL West
1969	11-3	Hank Stram	2nd AFL West
1970	7-5-2	Hank Stram	2nd AFC West
1971	10-3-1	Hank Stram	1st AFC West
1972	8-6	Hank Stram	2nd AFC West
1973	7-5-2	Hank Stram	2nd AFC West
1974	5-9	Hank Stram	3rd AFC West
1975	5-9	Paul Wiggin	3rd AFC West
1976	5-9	Paul Wiggin	4th AFC West
1977	2-12	Paul Wiggin (1-6) Tom Bettis (1-6)*	5th AFC West
1978	4-12	Marv Levy	5th AFC West
1979	7-9	Marv Levy	5th AFC West
1980	8-8	Marv Levy	3rd AFC West
1981	9-7	Marv Levy	3rd AFC West
1982	3-6	Marv Levy	4th AFC West
1983	6-10	John Mackovic	5th AFC West
1984	8-8	John Mackovic	4th AFC West
1985	6-10	John Mackovic	5th AFC West
1986	10-6	John Mackovic	2nd AFC West
1987	4-11	Frank Gansz	5th AFC West
1988	4-11-1	Frank Gansz	5th AFC West
1989	8-7-1	Marty Schottenheimer	2nd AFC West
1990	11-5	Marty Schottenheimer	2nd AFC West
1991	10-6	Marty Schottenheimer	2nd AFC West
1992	10-6	Marty Schottenheimer	2nd AFC West
1993	11-5	Marty Schottenheimer	1st AFC West
1994	9-7	Marty Schottenheimer	2nd AFC West
1995	13-3	Marty Schottenheimer	1st AFC West
1996	9-7	Marty Schottenheimer	2nd AFC West
1997	13-3	Marty Schottenheimer	1st AFC West
1998	7-9	Marty Schottenheimer	4th AFC West
1999	9-7	Gunther Cunningham	2nd AFC West
2000	7-9	Gunther Cunningham	3rd AFC West
2001	6-10	Dick Vermeil	4th AFC West
2002	8-8	Dick Vermeil	4th AFC West
2003	13-3	Dick Vermeil	1st AFC West
2004	7-9	Dick Vermeil	3rd AFC West
2005	10-6	Dick Vermeil	2nd AFC West
2006	9-7	Herm Edwards	2nd AFC West
2007	4-12	Herm Edwards	3rd AFC West
2008	2-14	Herm Edwards	4th AFC West
2009	4-12	Todd Haley	4th AFC West
2010	10-6	Todd Haley	1st AFC West
2011	7-9	Todd Haley (5-8) Romeo Crennel (2-1)**	4th AFC West
2012	2-14	Romeo Crennel	4th AFC West

*Bettis replaced Wiggin after seven games in '77.

**Crennel replaced Haley after 13 games in '11.



Frank Gansz
1987-88
8-22-1 (.274)



John Mackovic
1983-86
30-34-0 (.469)



Marv Levy
1978-82
31-42-0 (.425)



Tom Bettis
1977
1-6-0 (.143)



Paul Wiggin
1975-77
11-24-0 (.314)



Hank Stram
1960-74
124-76-10 (.614)

ALL-TIME REVIEW KEY

† - Wild Card Qualifiers N - Night Games (regular season only)



2-14 • 4th AFC West • Romeo Crennel

Preseason (1-3)			
8/10	W	27-17	ARIZONA..... 64,212
8/18	L	31-17	at St. Louis..... 53,272
8/24	L	44-14	SEATTLE..... 63,870
8/30	L	24-3	at Green Bay..... 67,999
Regular Season (2-14)			
9/9	L	24-40	ATLANTA..... 71,180
9/16	L	17-35	at Buffalo..... 69,402
9/23	W	27-24 OT	at New Orleans..... 72,226
9/30	L	37-20	SAN DIEGO..... 69,979
10/7	L	9-6	BALTIMORE..... 68,803
10/14	L	38-10	at Tampa Bay..... 46,500
10/28	L	26-16	OAKLAND..... 74,730
11/1	L	31-13	at San Diego..... 55,831
11/12	L	16-13 OT	at Pittsburgh..... 57,644
11/18	L	28-6	CINCINNATI..... 63,336
11/25	L	17-9	DENVER..... 74,244
12/2	W	27-21	CAROLINA..... 62,860
12/9	L	30-7	at Cleveland..... 62,422
12/16	L	15-0	at Oakland..... 51,446
12/23	L	20-13	INDIANAPOLIS..... 62,938
12/30	L	38-3	at Denver..... 76,502

REGULAR STARTERS

OFFENSE		DEFENSE	
WR	Dwayne Bowe	LE	Tyson Jackson
LT	Branden Albert	NT	Dontari Poe
LG	Jeff Allen	RE	Ropati Pitoitua
C	Ryan Lijja	LOLB	Justin Houston
RG	Jon Asamoah	LILB	Jovan Belcher
RT	Eric Winston	RILB	Derrick Johnson
TE	Tony Moeaki	ROLB	Tamba Hali
WR	Dexter McCluster	LCB	Brandon Flowers
QB	Matt Cassel	RCB	Javier Arenas
	Brady Quinn	SS	Eric Berry
TE	Steve Maneri	FS	Kendrick Lewis
RB	Jamaal Charles	P	Dustin Colquitt
K	Ryan Succop		

PRO BOWLERS IN BOLD

A AMERICAN CONFERENCE				N NATIONAL CONFERENCE			
West Division				West Division			
	W	L	T Pct.		W	L	T Pct.
Denver	13	3	0 .813	San Francisco	11	4	1 .719
San Diego	7	9	0 .438	Seattle †	11	5	0 .688
Oakland	4	12	0 .250	St. Louis	7	8	1 .469
Kansas City	2	14	0 .125	Arizona	5	11	0 .313
North Division				North Division			
	W	L	T Pct.		W	L	T Pct.
Baltimore	10	6	0 .625	Green Bay	11	5	0 .688
Cincinnati †	10	6	0 .625	Minnesota †	10	6	0 .625
Pittsburgh	8	8	0 .500	Chicago	10	6	0 .625
Cleveland	5	11	0 .313	Detroit	4	12	0 .250
East Division				East Division			
	W	L	T Pct.		W	L	T Pct.
New England	12	4	0 .750	Washington	10	6	0 .625
Miami	7	9	0 .438	N.Y. Giants	9	7	0 .563
N.Y. Jets	6	10	0 .375	Dallas	8	8	0 .500
Buffalo	6	10	0 .375	Philadelphia	4	12	0 .250
South Division				South Division			
	W	L	T Pct.		W	L	T Pct.
Houston	12	4	0 .750	Atlanta	13	3	0 .813
Indianapolis †	11	5	0 .688	Carolina	7	9	0 .438
Tennessee	6	10	0 .375	New Orleans	7	9	0 .438
Jacksonville	2	14	0 .125	Tampa Bay	7	9	0 .438

AFC Championship: Baltimore 28, New England 13
NFC Championship: San Francisco 28, Atlanta 24
Super Bowl XLVII: Baltimore 34, San Francisco 31

TEAM STATISTICS

	CHIEFS	OPP.
TOTAL FIRST DOWNS	286	301
Rushing	113	106
Passing	144	176
Penalty	24	19
3rd Down: Made/Att	70/122	79/202
3rd Down Pct.	33.0	39.1
4th Down: Made/Att	7/15	3/4
4th Down Pct.	46.7	75.0
TOTAL NET YARDS	5108	5704
Avg. Per Game	319.3	356.5
Total Plays	1015	973
Avg. Per Play	5.0	5.9
NET YARDS RUSHING	2395	2171
Avg. Per Game	149.7	135.7
Total Rushes	500	482
NET YARDS PASSING	2713	3533
Avg. Per Game	169.6	220.8
Sacked/Yards Lost	40/224	27/161
Gross Yards	2937	3694
Att./Completions	475/224	464/279
Completion Pct.	57.5	60.1
Had Interception	20	7
PUNTS/AVERAGE	83/46.8	74/46.8
NET PUNTING AVG.	40.8	39.0
PENALTIES/YARDS	92/733	81/670
FUMBLES/BALL LOST	26/17	19/6
TOUCHDOWNS	18	47
Rushing/Passing	9/8	11/29
Defensive/Kicking Game	1/0	7/0
TIME OF POSSESSION	20:02	29:58

SCORE BY PERIODS	1	2	3	4	OT	Total
CHIEFS TOTAL	42	54	43	69	3	211
OPPONENTS	95	121	106	100	3	425

INDIVIDUAL STATISTICS

	PASSING							
	Att.	Cmp.	Yds.	Pct.	TD	Int	LG Rating	
Cassel.....	277	161	1796	58.1	6	12	46	66.7
Quinn.....	197	112	1141	56.9	2	8	57	60.1
Hillis.....	1	0	0	0.0	0	0	0	39.6
CHIEFS TOTAL	475	273	2937	57.5	8	20	57	63.8
Opp. Total.....	464	279	3694	60.1	29	7	621	99.9

PASS RECEIVING

	No.	Yds.	Avg.	LG	TD
Bowe.....	59	801	13.6	47	3
McCluster.....	52	452	8.7	31	1
Charles.....	35	236	6.7	22	1
Moeaki.....	33	453	13.7	38	1
Draughn.....	24	158	6.6	23	0
Baldwin.....	20	325	16.3	57	1
Hillis.....	10	62	6.2	15	0
Copper.....	8	79	9.9	17	0
Breaston.....	7	74	10.6	24	0
Wylie.....	6	53	8.8	16	0
Newsome.....	5	73	16.6	28	0
Maneri.....	5	51	10.2	19	0
Boss.....	3	65	21.7	29	1
O'Connell.....	3	18	6.0	11	0
Gray.....	2	18	9.0	12	0
Eachus.....	1	19	19.0	19	0
CHIEFS TOTAL	273	2937	10.8	57	8
Opp. Total.....	279	3694	13.2	621	29

RUSHING

	No.	Yds.	Avg.	LG	TD
Charles.....	285	1509	5.3	91t	5
Hillis.....	85	309	3.6	18	1
Draughn.....	59	233	3.9	25	2
Cassel.....	27	145	5.4	21	1
McCluster.....	12	70	5.8	19	0
Quinn.....	19	66	3.5	12	0
Gray.....	7	44	6.3	15	0
Eachus.....	5	18	3.6	7	0
Copper.....	1	1	1.0	1	0
CHIEFS TOTAL	500	2395	4.8	91t	9
Opp. Total.....	482	2171	4.5	47	11

TEAM LEADERS

Scoring: Ryan Succop.....	101 pts;	17 PATs;	28 FGs
INTs: Brandon Flowers.....	3-28 yds.		
Tackles: Derrick Johnson.....	125 (110 solo)		
Sacks: Justin Houston.....	10.0 (-69.0 yds.)		
Punting: Dustin Colquitt.....	83-3887 yds., 46.8 avg., 45 In 20, 71 LG		
Punt Returns: Javier Arenas.....	34-297 yds., 23.3 avg., 0 TDs		
Kickoff Returns: Shaun Draughn.....	23-537 yds., 23.3 avg., 0 TDs		



7-9 • 4th AFC West • Todd Haley (5-8), Romeo Crennel (2-1)**

Preseason (0-4)			
8/12	L	0-25	TAMPA BAY..... 67,537
8/19	L	13-31	at Baltimore..... 70,690
8/26	L	10-14	ST. LOUIS..... 67,837
9/1	L	19-20	at Green Bay..... 67,555
Regular Season (7-9)			
9/11	L	7-41	BUFFALO..... 68,755
9/18	L	3-48	at Detroit..... 60,040
9/25	L	17-20	at San Diego..... 62,236
10/2	W	22-17	MINNESOTA..... 72,931
10/9	W	28-24	at Indianapolis..... 65,088
10/23	W	28-0	at Oakland..... 57,361
10/31	W	23-20 OT	SAN DIEGO..... 72,733
11/6	L	3-31	MIAMI..... 72,263
11/13	L	10-17	DENVER..... 72,908
11/21	L	3-34	at New England..... 68,756
11/27	L	9-13	PITTSBURGH..... 72,173
12/4	W	10-3	at Chicago..... 61,973
12/11	L	10-37	at N.Y. Jets..... 79,088
12/18	W	19-14	GREEN BAY..... 74,093
12/24	L	13-16 OT	OAKLAND..... 70,803
1/1	W	7-3	at Denver..... 76,005

REGULAR STARTERS

OFFENSE		DEFENSE	
WR	Dwayne Bowe	LE	Tyson Jackson
LT	Branden Albert	NT	Kelly Gregg
LG	Ryan Lilja	RE	Glenn Dorsey
C	Casey Wiegmann	LOLB	Justin Houston
RG	Jon Asamoah		Andy Studebaker
RT	Barry Richardson	LILB	Jovan Belcher
TE	Leonard Pope	RILB	Derrick Johnson
WR	Steve Breaston	ROLB	Tamba Hali
QB	Matt Cassel	LCB	Brandon Flowers
FB	LeRon McClain	RCB	Brandon Carr
RB	Jackie Battle	SS	Jon McGraw
	Thomas Jones	FS	Kendrick Lewis
K	Ryan Succop	P	Dustin Colquitt

PRO BOWLERS IN BOLD

AMERICAN CONFERENCE				NATIONAL CONFERENCE			
West Division				West Division			
	W	L	T Pct.		W	L	T Pct.
Denver	8	8	0 .500	San Francisco	13	3	0 .812
San Diego	8	8	0 .500	Arizona	8	8	0 .500
Oakland	8	8	0 .500	Seattle	7	9	0 .438
Kansas City	7	9	0 .438	St. Louis	2	14	0 .125
North Division				North Division			
	W	L	T Pct.		W	L	T Pct.
Baltimore	12	4	0 .750	Green Bay	15	1	0 .938
Pittsburgh †	12	4	0 .750	Detroit †	10	6	0 .625
Cincinnati †	9	7	0 .562	Chicago	8	8	0 .500
Cleveland	4	12	0 .250	Minnesota	3	13	0 .188
East Division				East Division			
	W	L	T Pct.		W	L	T Pct.
New England	13	3	0 .812	N.Y. Giants	9	7	0 .562
N.Y. Jets	8	8	0 .500	Philadelphia	8	8	0 .500
Miami	6	10	0 .375	Dallas	8	8	0 .500
Buffalo	6	10	0 .375	Washington	5	11	0 .312
South Division				South Division			
	W	L	T Pct.		W	L	T Pct.
Houston	10	6	0 .625	New Orleans	13	3	0 .812
Tennessee	9	7	0 .562	Atlanta †	10	6	0 .625
Jacksonville	5	11	0 .312	Carolina	6	10	0 .375
Indianapolis	2	14	0 .125	Tampa Bay	4	12	0 .250

AFC Championship: New England 23, Baltimore 20
NFC Championship: N.Y. Giants 20, San Francisco 17
Super Bowl XLV: N.Y. Giants 21, New England 17

TEAM STATISTICS

	CHIEFS	OPP.
TOTAL FIRST DOWNS	277	291
Rushing	89	96
Passing	163	169
Penalty	25	26
3rd Down: Made/Att	81/225	72/210
3rd Down Pct.	36.0	34.3
4th Down: Made/Att	7/17	7/16
4th Down Pct.	41.2	43.8
TOTAL NET YARDS	4973	5333
Avg. Per Game	310.8	333.3
Total Plays	1021	991
Avg. Per Play	4.9	5.4
NET YARDS RUSHING	1893	2112
Avg. Per Game	118.3	132.0
Total Rushes	487	508
NET YARDS PASSING	3080	3221
Avg. Per Game	192.5	201.3
Sacked/Yards Lost	34/208	29/186
Gross Yards	3288	3407
Att./Completions	500/299	454/257
Completion Pct.	59.8	56.6
Had Intercepted	18	20
PUNTS/AVERAGE	89/45.9	83/47.6
NET PUNTING AVG.	89/40.1	83/39.7
PENALTIES/YARDS	110/916	108/834
FUMBLES/BALL LOST	17/10	18/6
TOUCHDOWNS	20	38
Rushing/Passing	5/13	14/23
Defensive/Kicking Game	2/0	0/1
TIME OF POSSESSION	29:10	30:50

SCORE BY PERIODS	1	2	3	4	OT	Total
CHIEFS TOTAL	58	40	43	68	3	212
Opp. Total	59	106	95	75	3	338

INDIVIDUAL STATISTICS

	PASSING							
	Att.	Cmp.	Yds.	Pct.	TD	Int	LG	Rating
Cassel	269	160	1713	59.5	10	9	52	76.6
Palko	134	80	796	59.7	2	7	38	59.8
Orton	97	59	779	60.8	1	2	49	81.1
CHIEFS TOTAL	500	299	3288	59.8	13	18	52	73.0
Opp. Total	454	257	3407	56.6	23	20	67	79.1

	PASS RECEIVING				
	No.	Yds.	Avg.	LG	TD
Bowe	81	1159	14.3	52	5
Breaston	61	785	12.9	43	2
McCluster	46	328	7.1	49	1
Pope	24	247	10.3	39	1
Baldwin	21	254	12.1	39	1
McClain	14	82	5.9	14	1
Colbert	9	89	9.9	19	0
Battle	9	68	7.6	24	0
Copper	8	114	14.3	43	0
O'Connell	7	52	7.4	15	0
Jones	5	43	8.6	27	0
Charles	5	9	1.8	9	1
Urban	4	35	8.8	24	1
Becht	3	26	8.7	16	0
Maneri	1	1	1.0	1	0
Cassel	1	-4	-4.0	-4	0
CHIEFS TOTAL	299	3288	11.0	52	13
Opp. Total	257	3407	13.3	67	23

	RUSHING				
	No.	Yds.	Avg.	LG	TD
Battle	149	597	4.0	34	2
McCluster	114	516	4.5	32	1
Jones	153	478	3.1	26	0
Cassel	25	99	4.0	11	0
Charles	12	83	6.9	24	0
McClain	15	51	3.4	12	0
Breaston	1	25	25.0	25	0
Palko	5	15	3.0	12	0
Arenas	3	12	4.0	7	1
Bowe	1	12	12.0	12	0
Urban	1	7	7.0	7	0
Home	1	5	5.0	5	0
Orton	6	-4	-0.7	-2	0
Colquitt	1	-3	-3.0	-3	0
CHIEFS TOTAL	487	1893	3.9	34	5
Opp. Total	508	2112	4.2	35	14

TEAM LEADERS

Scoring: Ryan Succop	92 pts.	20 PATs:	24 FGs
INTs: Brandon Flowers/Brandon Carr	4-95 yds/4-17 yds		
Tackles: Derrick Johnson	179 (131 solo)		
Sacks: Tamba Hali	12.0 (-80.0 yds)		
Punting: Dustin Colquitt	89-4084 yds, 45.9 avg, 27 In 20, 68 LG		
Punt Returns: Javier Arenas	32-410 yds, 12.8 avg, 0 TDs		
Kickoff Returns: Dexter McCluster	25-557 yds, 22.3 avg, 0 TDs		



Preseason (1-3)						
8/13	L	10-20	at Atlanta	65,726		
8/21	L	15-20	at Tampa Bay	41,386		
8/27	L	17-20	PHILADELPHIA	64,809		
9/2	W	17-13	GREEN BAY	63,843		
Regular Season (10-6)						
9/13	W	21-14	SAN DIEGO (Mon) (N)	71,297		
9/19	W	16-14	at Cleveland	65,377		
9/26	W	31-10	SAN FRANCISCO	68,188		
10/10	L	9-19	at Indianapolis	66,869		
10/17	L	31-35	at Houston	70,926		
10/24	W	42-20	JACKSONVILLE	69,105		
10/31	W	13-10 OT	BUFFALO	66,625		
11/7	L	20-23 OT	at Oakland	61,075		
11/14	L	29-49	at Denver	75,334		
11/21	W	31-13	ARIZONA	66,247		
11/28	W	42-24	at Seattle	66,370		
12/5	W	10-6	DENVER	67,267		
12/12	L	0-31	at San Diego	66,780		
12/19	W	27-13	at St. Louis	55,669		
12/26	W	34-14	TENNESSEE	65,606		
1/2	L	10-31	OAKLAND	67,045		
AFC Wild Card Playoff Game						
1/9	L	7-30	BALTIMORE	72,190		

REGULAR STARTERS

OFFENSE		DEFENSE	
WR Dwayne Bowe	LE Shaun Smith		
LT Branden Albert	TY Tyson Jackson		
LG Brian Waters	NT Ron Edwards		
C Casey Wiegmann	RE Glenn Dorsey		
RG Ryan Lilja	LOLB Mike Vrabel		
RT Barry Richardson	LILB Jovan Belcher		
TE Tony Moeaki	RILB Derrick Johnson		
	ROLB Tamba Hali		
WR Chris Chambers	LCB Brandon Flowers		
QB Matt Cassel	RCB Brandon Carr		
FB Mike Cox	SS Eric Berry		
RB Thomas Jones	FS Kendrick Lewis		
Jamaal Charles	P Dustin Colquitt		
K Ryan Succop			

PRO BOWLERS IN BOLD

AMERICAN CONFERENCE				NATIONAL CONFERENCE			
West Division				West Division			
W	L	T	Pct.	W	L	T	Pct.
Kansas City	10	6	.625	Seattle	7	9	.438
San Diego	9	7	.563	St. Louis	7	9	.438
Oakland	8	8	.500	San Francisco	6	10	.375
Denver	4	12	.250	Arizona	5	11	.313
North Division				North Division			
W	L	T	Pct.	W	L	T	Pct.
Pittsburgh	12	4	.750	Chicago	11	5	.688
Baltimore	12	4	.750	Green Bay	10	6	.625
Cleveland	5	11	.313	Detroit	6	10	.375
Cincinnati	4	12	.250	Minnesota	6	10	.375
East Division				East Division			
W	L	T	Pct.	W	L	T	Pct.
New England	14	2	.875	Philadelphia	10	6	.625
N.Y. Jets	11	5	.688	N.Y. Giants	10	6	.625
Miami	7	9	.438	Dallas	6	10	.375
Buffalo	4	12	.250	Washington	6	10	.375
South Division				South Division			
W	L	T	Pct.	W	L	T	Pct.
Indianapolis	10	6	.625	Atlanta	13	3	.813
Jacksonville	8	8	.500	New Orleans	11	5	.688
Houston	6	10	.375	Tampa Bay	10	6	.625
Tennessee	6	10	.375	Carolina	2	14	.125

AFC Championship: Pittsburgh 24, N.Y. Jets 19
NFC Championship: Green Bay 21, Chicago 14
Super Bowl XLV: Green Bay 31, Pittsburgh 25

TEAM STATISTICS

	CHIEFS	OPP.				
TOTAL FIRST DOWNS	319	293				
Rushing	129	88				
Passing	167	186				
Penalty	23	19				
3rd Down: Made/Att.	83/226	84/223				
3rd Down Pct.	36.7	37.7				
4th Down: Made/Att.	10/23	7/20				
4th Down Pct.	43.5	35.0				
TOTAL NET YARDS	5595	5283				
Avg. Per Game	349.7	330.2				
Total Plays	1063	1028				
Avg. Per Play	5.3	5.1				
NET YARDS RUSHING	2627	1764				
Avg. Per Game	164.2	110.3				
Total Rushes	556	408				
NET YARDS PASSING	2968	3519				
Avg. Per Game	185.5	219.9				
Sacked/Yards Lost	32/221	39/259				
Gross Yards	3189	3777				
Att./Completions	475/274	581/319				
Completion Pct.	57.7	54.9				
Had Intercepted	8	14				
PUNTS/AVERAGE	30/43.8	89/45.2				
NET PUNTING AVG.	30/37.3	89/36.4				
PENALTIES/YARDS	90/771	111/922				
FUMBLES/BALL LOST	15/6	23/9				
TOUCHDOWNS	44	38				
Rushing/Passing	40	34				
Defensive/Kicking Game	4	4				
TIME OF POSSESSION	31:04	28:56				
SCORE BY PERIODS	1	2	3	4	OT	Total
CHIEFS TOTAL	55	137	77	94	3	366
Opp. Total	57	88	72	106	3	326

INDIVIDUAL STATISTICS

	PASSING						
	Att.	Cmp.	Yds.	Pct.	TD	Int	LG Rating
Cassel	450	262	3116	58.2	27	7	75 93.0
Croyle	19	8	38	42.1	0	1	16 27.7
Palko	6	4	35	66.7	0	0	18 81.9
CHIEFS TOTAL	475	274	3189	57.7	27	8	75 90.1
Opp. Total	581	319	3777	54.9	23	14	87 78.1

PASS RECEIVING

	No.	Yds.	Avg.	LG	TD
Bowe	72	1162	16.1	75	15
Moeaki	47	556	11.8	34	3
Charles	45	468	10.4	31	3
Chambers	22	213	9.7	26	1
McCluster	21	209	10.0	31	1
Copper	18	157	8.7	20	0
Jones	14	122	8.7	20	0
Pope	10	76	7.6	14	2
Castille	10	43	4.3	14	0
Tucker	6	114	19.0	38	1
Cox	4	27	6.8	13	0
O'Connell	3	31	10.3	18	0
Battle	1	9	9.0	9	0
Vrabel	1	2	2.0	2	1
CHIEFS TOTAL	274	3189	11.6	75	27
Opp. Total	319	3777	11.8	87	23

RUSHING

	No.	Yds.	Avg.	LG	TD
Charles	230	1467	6.4	80	5
Jones	245	896	3.7	70	6
Cassel	33	125	3.8	23	0
McCluster	18	71	3.9	20	0
Battle	20	50	2.5	7	1
Arenas	1	5	5.0	5	0
Palko	2	5	2.5	6	0
Bowe	1	4	4.0	4	0
Castille	5	3	0.6	3	0
Smith	1	1	1.0	1	1
CHIEFS TOTAL	556	2627	4.7	80	13
Opp. Total	408	1764	4.3	38	11

TEAM LEADERS

Scoring: Ryan Succop 102 pts; 42 PATs; 20 FGs
INTs: Eric Berry 4-102 yds.
Tackles: Derrick Johnson 147 (107 solo)
Sacks: Tamba Hali 14.5 (-91.5 yds.)
Punting: Dustin Colquitt 88-3908 yds., 44.4 avg., 33 In 20, 72 LG
Punt Returns: Javier Arenas 39-322 yds., 8.3 avg., 0 TDs
Kickoff Returns: Dexter McCluster 26-527 yds., 20.3 avg., 0 TDs



Preseason (0-4)

8/15	L	10-16	HOUSTON	64,781
8/21	L	13-17	at Minnesota	62,782
8/29	L	10-14	SEATTLE	66,553
9/3	L	9-17	at St. Louis	46,616

Regular Season (4-12)

9/13	L	24-38	at Baltimore	71,099
9/20	L	10-13	OAKLAND	69,169
9/27	L	14-34	at Philadelphia	69,144
10/4	L	16-27	N.Y. GIANTS	69,238
10/11	L	20-26 OT	DALLAS	71,214
10/18	W	14-6	at Washington	79,572
10/25	L	7-37	SAN DIEGO	69,337
11/8	L	21-24	at Jacksonville	45,546
11/15	W	16-10	at Oakland	40,720
11/22	W	27-24 OT	PITTSBURGH	70,261
11/29	L	14-43	at San Diego	65,280
12/6	L	13-44	DENVER	68,912
12/13	L	10-16	BUFFALO	68,668
12/20	L	34-41	CLEVELAND	53,315
12/27	L	10-17	at Cincinnati	64,333
1/3	W	44-24	at Denver	73,725

REGULAR STARTERS

OFFENSE		DEFENSE	
WR	Dwayne Bowe	LE	Tyson Jackson
LT	Branden Albert	NT	Ron Edwards
LG	Brian Waters	RE	Glenn Dorsey
C	Rudy Niswanger	LOLB	Mike Vrabel
RG	Mike Goff	LILB	Demorrio Williams
	Wade Smith	RILB	Corey Mays
RT	Ryan O'Callaghan	ROLB	Tamba Hali
TE	Sean Ryan	LCB	Brandon Flowers
	Leonard Pope	RCB	Brandon Carr
WR	Mark Bradley	SS	Mike Brown
	Chris Chambers	FS	Jarrad Page
QB	Matt Cassel		Jon McGraw
FB	Mike Cox	P	Dustin Colquitt
RB	Jamaal Charles		
	Larry Johnson		
K	Ryan Succop		



West Division

W	L	T	Pct.
San Diego	13	3	0.813
Denver	8	8	.500
Oakland	5	11	.313
Kansas City	4	12	.250

North Division

W	L	T	Pct.
Cincinnati	10	6	.625
Baltimore †	9	7	.563
Pittsburgh	9	7	.563
Cleveland	5	11	.313

East Division

W	L	T	Pct.
New England	10	6	.625
N.Y. Jets †	9	7	.563
Miami	7	9	.438
Buffalo	6	10	.375

South Division

W	L	T	Pct.
Indianapolis	14	2	.875
Houston	9	7	.563
Tennessee	8	8	.500
Jacksonville	7	9	.438



West Division

W	L	T	Pct.
Arizona	10	6	.625
San Francisco	8	8	.500
Seattle	5	11	.313
St. Louis	1	15	.063

North Division

W	L	T	Pct.
Minnesota	12	4	.750
Green Bay †	11	5	.688
Chicago	7	9	.438
Detroit	2	14	.125

East Division

W	L	T	Pct.
Dallas	11	5	.688
Philadelphia †	11	5	.688
N.Y. Giants	8	8	.500
Washington	4	12	.250

South Division

W	L	T	Pct.
New Orleans	13	3	.813
Atlanta	9	7	.563
Carolina	8	8	.500
Tampa Bay	3	13	.188

AFC Championship: Indianapolis 30, N.Y. Jets 17
NFC Championship: New Orleans 31, Minnesota 28 (OT)
Super Bowl XLIII: New Orleans 31, Indianapolis 17

TEAM STATISTICS

	CHIEFS	OPP.
TOTAL FIRST DOWNS	256	318
Rushing	91	122
Passing	139	178
Penalty	26	18
3rd Down Made/Att.	62/227	85/223
3rd Down Pct.	27.3	38.1
4th Down Made/Att.	14/29	6/11
4th Down Pct.	48.3	54.5
TOTAL NET YARDS	4851	6211
Avg. Per Game	303.2	388.2
Total Plays	1019	1062
Avg. Per Play	4.8	5.8
NET YARDS RUSHING	1929	2504
Avg. Per Game	120.6	156.5
Total Rushes	438	531
NET YARDS PASSING	2922	3707
Avg. Per Game	182.6	231.7
Sacked/Yards Lost	45/261	22/137
Gross Yards	3183	3844
Att./Completions	536/296	509/302
Completion Pct.	55.2	59.3
Had Intercepted	17	15
PUNTS/AVERAGE	97/45.0	79/44.1
NET PUNTING AVG.	97/40.8	79/39.4
PENALTIES/YARDS	84/667	106/821
FUMBLE/BALL LOST	31/10	23/13
TOUCHDOWNS	31	48
Rushing/Passing	8/18	18/25
Defensive/Kicking Game	5	5
TIME OF POSSESSION	27:37	32:23

SCORE BY PERIODS	1	2	3	4	OT	Total
CHIEFS TOTAL	29	83	61	118	3	294
Opp. Total	93	110	100	115	6	424

INDIVIDUAL STATISTICS

	PASSING							
	Att.	Cmp.	Yds.	Pct.	TD	Int	LG	Rating
Cassel	493	271	2924	55.0	16	16	61	69.9
Crowley	40	23	230	57.5	2	0	50	90.6
Bradley	1	1	26	100.0	0	0	26	118.8
Castille	1	0	0	0.0	0	1	--	0.0
Gutierrez	1	1	3	100.0	0	0	3	79.2
CHIEFS TOTAL	536	296	3183	55.2	18	17	61	70.8
Opp. Total	509	302	3844	59.3	25	15	64†	87.1

	PASS RECEIVING				LG	TD
	No.	Yds.	Avg.	LG		
Bowe	47	389	12.5	41	4	0
Charles	40	297	7.4	49	1	1
Chambers	36	608	16.9	61	4	4
Wade	36	367	10.2	25	2	2
Bradley	24	320	13.3	50	2	2
Long	20	178	8.9	30	0	0
Pope	20	174	8.7	29	1	1
Ryan	20	135	9.6	43	2	2
L. Johnson	12	76	6.3	22	0	0
Cox	10	79	7.9	19	0	0
Cottam	9	120	13.3	26	0	0
Savage	7	51	7.3	12	0	0
Engram	5	61	12.2	18	0	0
Copper	4	68	17.0	50	0	0
Castille	4	37	9.3	20†	1	1
Ko. Smith	2	9	4.5	5	0	0
O'Connell	2	7	3.5	4	0	0
Battle	2	-3	-1.5	3	0	0
Lawrence	1	9	9.0	9	0	0
Vrabel	1	1	1.0	1†	1	1
CHIEFS TOTAL	296	3183	10.8	61	18	25
Opp. Total	302	3844	12.7	64†	25	18

	RUSHING				LG	TD
	No.	Yds.	Avg.	LG		
Charles	190	1120	5.9	76†	7	7
L. Johnson	132	377	2.9	19	0	0
Cassel	50	189	3.8	13	0	0
Castille	14	55	3.9	16	0	0
Savage	10	45	4.5	11	0	0
Lawrence	2	42	21.0	26	0	0
Ko. Smith	15	33	2.2	12	0	0
Battle	7	21	3.0	12	0	0
Bradley	2	20	10.0	22	0	0
Wade	3	11	3.7	8	0	0
J. Williams	6	6	1.0	5	0	0
Cox	3	5	1.7	2	1	1
McGraw	1	4	4.0	4	0	0
Thigpen	1	2	2.0	2	0	0
Colquitt	1	0	0.0	0	0	0
Long	1	-1	-1.0	-1	0	0
CHIEFS TOTAL	438	1929	4.4	76†	8	8
Opp. Total	531	2504	4.7	78	18	18

TEAM LEADERS

Scoring:	Ryan Succop	104 pts;	29 PATs;	25 FGs
INTs:	Brandon Flowers	5-38 yds.		
Tackles:	Demorrio Williams	142 (90 solo)		
Sacks:	Tamba Hali	8.5 (-45.5 yds.)		
Punting:	Dustin Colquitt	96-436† yds.	45.4 avg.	41 in 20, 70 TDs
Punt Returns:	Bobby Wade	21-180 yds.	7.6 avg.	0 TDs
Kickoff Returns:	Jamaal Charles	36-925 yds.	25.7 avg.	1 TD



2-14 • 4th AFC West • Herm Edwards

Preseason (2-2)

8/7	W	24-20	at Chicago	60,751
8/16	L	17-27	ARIZONA	70,203
8/23	L	0-24	at Miami	60,189
8/28	W	21-17	ST. LOUIS	65,686

Regular Season (2-14)

9/7	L	10-17	at New England	68,756
9/14	L	8-23	OAKLAND	74,480
9/21	L	14-38	at Atlanta	62,434
9/28	W	33-19	DENVER	74,623
10/5	L	0-34	at Carolina	72,319
10/19	L	10-34	TENNESSEE	74,200
10/26	L	24-28	at N.Y. Jets	78,037
11/2	L	27-30 OT	TAMPA BAY	74,045
11/9	L	19-20	at San Diego	67,510
11/16	L	20-30	NEW ORLEANS	74,159
11/23	L	31-54	BUFFALO	73,584
11/30	W	20-13	at Oakland	61,379
12/7	L	17-24	at Denver	75,187
12/14	L	21-22	SAN DIEGO	73,842
12/21	L	31-38	MIAMI	73,689
12/28	L	6-16	at Cincinnati	63,984

REGULAR STARTERS

OFFENSE

WR	Wayne Bowe
LT	Branden Albert
LG	Brian Waters
C	Rudy Niswanger
RG	Adrian Jones
TE	Damion McIntosh
RT	Tony Gonzalez
WR	Mark Bradley
	Devard Darling
QB	Tyler Thigpen
FB	Mike Cox
RB	Larry Johnson
K	Connor Barth
	Nick Novak

DEFENSE

LE	Turk McBride
	Tamba Hali
LT	Tank Tyler
RT	Glenn Dorsey
RE	Tamba Hali
	Turk McBride
LOLB	Demorrio Williams
MLB	Pat Thomas
ROLB	Derrick Johnson
LCB	Brandon Carr
RCB	Brandon Flowers
SS	Bernard Pollard
FS	Jarrad Page
P	Dustin Colquitt

PRO BOWLERS IN BOLD



West Division

	W	L	T	Pct.
San Diego	8	8	0	.500
Denver	8	8	0	.500
Oakland	5	11	0	.313
Kansas City	2	14	0	.125

North Division

	W	L	T	Pct.
Pittsburgh	12	4	0	.750
Baltimore †	11	5	0	.688
Cincinnati	4	11	1	.281
Cleveland	4	12	0	.250

East Division

	W	L	T	Pct.
Miami	11	5	0	.688
New England	11	5	0	.688
N.Y. Jets	9	7	0	.563
Buffalo	7	9	0	.438

South Division

	W	L	T	Pct.
Tennessee	13	3	0	.813
Indianapolis †	12	4	0	.750
Houston	8	8	0	.500
Jacksonville	5	11	0	.313



West Division

	W	L	T	Pct.
Arizona	9	7	0	.563
San Francisco	7	9	0	.438
Seattle	4	12	0	.250
St. Louis	2	14	0	.125

North Division

	W	L	T	Pct.
Minnesota	10	6	0	.625
Chicago	9	7	0	.563
Green Bay	6	10	0	.375
Detroit	0	16	0	.000

East Division

	W	L	T	Pct.
N.Y. Giants	12	4	0	.750
Philadelphia †	9	6	1	.594
Dallas	9	7	0	.563
Washington	8	8	0	.500

South Division

	W	L	T	Pct.
Carolina	12	4	0	.750
Atlanta †	11	5	0	.688
Tampa Bay	9	7	0	.563
New Orleans	8	8	0	.500

AFC Championship: Pittsburgh 23, Baltimore 14
NFC Championship: Arizona 32, Philadelphia 25
Super Bowl XLIII: Pittsburgh 27, Arizona 23

TEAM STATISTICS

	CHIEFS	OPP.
TOTAL FIRST DOWNS	273	344
Rushing	94	133
Passing	161	195
Penalty	18	16
3rd Down Made/Att.	82/214	100/211
3rd Down Pct.	38.3	47.4
4th Down Made/Att.	7/18	6/14
4th Down Pct.	38.9	42.9
TOTAL NET YARDS	4939	6291
Avg. Per Game	308.7	393.2
Total Plays	957	1041
Avg. Per Play	5.2	6.0
NET YARDS RUSHING	1810	2543
Avg. Per Game	113.1	158.9
Total Rushes	379	509
NET YARDS PASSING	3129	3748
Avg. Per Game	195.6	234.3
Sacked/Yards Lost	37/229	10/62
Gross Yards	3358	3810
Att./Completions	541/310	522/348
Completion Pct.	57.3	66.7
Had Intercepted	16	13
PUNTS/AVERAGE	82/44.2	50/43.9
NET PUNTING AVG.	82/37.5	50/37.3
PENALTIES/YARDS	78/645	81/588
FUMBLES/BALL LOST	20/8	30/16
TOUCHDOWNS	35	49
Rushing/Passing	9/23	25/21
Defensive/Kicking Game	3	3
TIME OF POSSESSION	27:56	32:04

SCORE BY PERIODS	1	2	3	4	OT	Total
CHIEFS TOTAL	68	102	33	88	0	291
Opp. Total	77	141	106	113	3	440

INDIVIDUAL STATISTICS

	Att.	Cmp.	Yds.	Pct.	TD	Int	LG	Rating
Thigpen	420	230	2608	54.8	18	12	75	76.0
Huard	81	50	477	61.7	2	4	68	65.7
Croyle	29	20	151	69.0	0	2	22	81.3
Gray	8	7	76	87.5	1	0	26	145.8
Bradley	1	1	37	100.0	1	0	37	158.3
Hagens	1	1	5	100.0	0	0	5	87.5
L. Johnson	1	1	4	100.0	1	0	4	122.9
CHIEFS TOTAL	541	310	3358	57.3	23	16	75	77.5
Opp. Total	522	348	3810	66.7	21	13	70	91.1

PASS RECEIVING

	No.	Yds.	Avg.	LG	TD
Gonzalez	96	1058	11.0	35	10
Bowe	86	1022	11.9	36	7
Bradley	30	380	12.7	56	3
Charles	27	272	10.1	75	1
Darling	17	247	14.5	68	1
L. Johnson	12	74	6.2	20	0
K. Smith	10	52	5.2	8	0
Cox	8	19	2.4	5	0
Franklin	7	83	11.9	42	0
Cottam	7	63	9.0	19	0
Webb	5	46	9.2	15	0
Savage	2	0	0.0	2	0
Thigpen	1	37	37.0	37	1
Hagens	1	7	7.0	7	0
Battle	1	-2	-2.0	-2	0
CHIEFS TOTAL	310	3358	10.8	75	23
Opp. Total	348	3810	10.9	70	21

RUSHING

	No.	Yds.	Avg.	LG	TD
L. Johnson	193	874	4.5	65	5
Thigpen	62	386	6.2	32	3
Charles	67	357	5.3	30	0
K. Smith	35	100	2.9	19	1
Savage	15	53	3.5	11	0
Gray	1	27	27.0	27	0
Huard	4	13	3.3	15	0
Hagens	1	2	2.0	2	0
Cox	1	-2	-2.0	-2	0
CHIEFS TOTAL	379	1810	4.8	65	9
Opp. Total	509	2543	5.0	80	25

TEAM LEADERS

Scoring: Tony Gonzalez	60 pts:	10 TDs	(0 rush, 10 rec.)
INTs: Jarrad Page	4	2 yds.	
Tackles: Bernard Pollard	98	(84 solo)	
Sacks: Tamba Hali	3.0	(23.0 yds.)	
Punting: Dustin Colquitt	70-3110 yds.	44.4 avg.	27 In 20, 75 LG
Punt Returns: Kevin Robinson	11-94 yds.	8.5 avg.	0 TDs
Kickoff Returns: Dantrell Savage	26-633 yds.	24.3 avg.	0 TDs



4-12 • 3rd AFC West • Herm Edwards

Preseason (0-4)			
8/11	L	12-16	at Cleveland 70,067
8/16	L	10-11	MIAMI 70,217
8/23	L	7-30	NEW ORLEANS 72,283
8/30	L	3-10	at St. Louis 64,958
Regular Season (4-12)			
9/9	L	3-20	at Houston 70,800
9/16	L	10-20	at Chicago 62,095
9/23	W	13-10	MINNESOTA 78,038
9/30	W	30-16	at San Diego 65,175
10/7	L	7-17	JACKSONVILLE 76,917
10/14	W	27-20	CINCINNATI 76,846
10/21	W	12-10	at Oakland 62,240
11/4	L	22-33	GREEN BAY 78,988
11/11	L	11-27	DENVER 77,368
11/18	L	10-13	at Indianapolis 57,294
11/25	L	17-20	OAKLAND 76,210
12/2	L	10-24	SAN DIEGO 74,874
12/9	L	7-41	at Denver 75,895
12/16	L	17-26	TENNESSEE 74,976
12/23	L	20-25	at Detroit 59,938
12/30	L	10-13 OT	at N.Y. Jets 76,737

REGULAR STARTERS

OFFENSE		DEFENSE	
WR Eddie Kennison	LE Tamba Hali	LT Ron Edwards	RT Alfonso Boone
LG Brian Waters	RE Jared Allen	QB Damon Huard	LB Derrick Johnson
C Casey Wiegmann	MLB Napoleon Harris	RB John Welbourn	ROLB Donnie Edwards
RG John Welbourn	RCB Patrick Surtain	RT Chris Terry	SS Bernard Pollard
TE Tony Gonzalez	FS Jarrad Page	FB Kris Wilson	P Dustin Colquitt
WR Dwayne Bowe	CB Ty Law	RB Larry Johnson	
QB Damon Huard		K Dave Rayner	

PRO BOWLERS IN BOLD

AMERICAN CONFERENCE				NATIONAL CONFERENCE			
West Division				West Division			
San Diego	11	5	0 .688	Seattle	10	6	0 .625
Denver	7	9	0 .438	Arizona	8	8	0 .500
Kansas City	4	12	0 .250	San Francisco	5	11	0 .313
Oakland	4	12	0 .250	St. Louis	3	13	0 .188
North Division				North Division			
Pittsburgh	10	6	0 .625	Green Bay	13	3	0 .813
Cleveland	10	6	0 .625	Minnesota	8	8	0 .500
Cincinnati	7	9	0 .438	Detroit	7	9	0 .438
Baltimore	5	11	0 .313	Chicago	7	9	0 .438
East Division				East Division			
New England	16	0	1.000	Dallas	13	3	0 .813
Buffalo	7	9	0 .438	N.Y. Giants †	10	6	0 .625
N.Y. Jets	4	12	0 .250	Washington †	9	7	0 .563
Miami	1	15	0 .063	Philadelphia	8	8	0 .500
South Division				South Division			
Indianapolis	13	3	0 .813	Tampa Bay	9	7	0 .563
Jacksonville †	11	5	0 .688	Carolina	7	9	0 .438
Tennessee †	10	6	0 .625	New Orleans	7	9	0 .438
Houston	8	8	0 .500	Atlanta	4	12	0 .250

AFC Championship: New England 21, San Diego 12
NFC Championship: N.Y. Giants 23, Green Bay 20
Super Bowl XLII: N.Y. Giants 17, New England 14

TEAM STATISTICS

	CHIEFS	OPP.
TOTAL FIRST DOWNS	255	278
Rushing	66	104
Passing	171	156
Penalty	18	18
3rd Down Made/Att.	79/232	65/208
3rd Down Pct.	34.1	31.3
4th Down Made/Att.	13/18	2/11
4th Down Pct.	72.2	18.2
TOTAL NET YARDS	4429	5111
Avg. Per Game	276.8	319.4
Total Plays	1001	980
Avg. Per Play	4.4	5.2
NET YARDS RUSHING	1248	2089
Avg. Per Game	78.0	130.6
Total Rushes	383	481
NET YARDS PASSING	3181	3022
Avg. Per Game	198.8	188.9
Sacked/Yards Lost	53/344	37/252
Gross Yards	3525	3274
Att./Completions	563/335	462/276
Completion Pct.	59.5	59.5
Had Intercepted	20	14
PUNTS/AVERAGE	96/45.0	84/44.8
NET PUNTING AVG.	96/39.1	84/39.5
PENALTIES/YARDS	101/697	95/695
FUMBLES/BALL LOST	22/13	21/8
TOUCHDOWNS	24	33
Rushing/Passing	6/17	11/17
Defensive/Kicking Game	1	5
TIME OF POSSESSION	29:52	30:08

SCORE BY PERIODS	1	2	3	4	OT	Total
CHIEFS TOTAL	26	92	39	69	0	226
Opp. Total	66	98	89	79	3	335

INDIVIDUAL STATISTICS

	PASSING							
	Att.	Cmp.	Yds.	Pct.	TD	Int.	LG	Rating
Huard	332	206	2257	62.0	11	13	58	76.8
Croyle	224	127	1227	56.7	6	6	35	69.9
Thigpen	6	2	41	33.3	0	1	22	18.8
L. Johnson	1	0	0	0.0	0	0	0	39.6

CHIEFS TOTAL	563	335	3525	59.5	17	20	58	73.0
Opp. Total	462	276	3274	59.7	17	14	77	81.0

PASS RECEIVING

	No.	Yds.	Avg.	LG	TD
Gonzalez	99	1172	11.8	31	5
Bowe	70	995	14.2	58	5
L. Johnson	30	186	6.2	30	1
Webb	28	313	11.2	32	1
Parker	24	298	12.4	24	2
Wilson	24	180	7.5	31	1
Ko. Smith	22	148	6.7	17	0
Kennison	13	101	7.8	18	0
Bennett	10	47	4.7	9	0
Holmes	5	17	3.4	8	0
G. Harris	3	38	12.7	19	0
Gingsby	2	14	7.0	9	0
Dunn	2	9	4.5	8	0
Allen	2	3	1.5	2	0
Battle	1	4	4.0	4	0

CHIEFS TOTAL	335	3525	10.5	58	17
Opp. Total	276	3274	11.9	77	17

RUSHING

	No.	Yds.	Avg.	LG	TD
L. Johnson	158	559	3.5	54	3
Ko. Smith	112	407	3.6	19	2
Holmes	46	137	3.0	11	0
Bennett	20	52	2.6	12	0
Battle	14	47	3.4	6	1
Croyle	7	8	1.1	6	0
G. Harris	9	9	1.0	4	0
Wilson	3	7	2.3	5	0
Kennison	1	5	5.0	5	0
Webb	1	5	5.0	5	0
McGraw	1	4	4.0	4	0
Parker	1	2	2.0	2	0
Huard	9	-1	-0.1	2	0
Drummond	1	-3	-3.0	-3	0

CHIEFS TOTAL	383	1248	3.3	54	6
Opp. Total	481	2089	4.3	53	11

TEAM LEADERS

Scoring: Dave Rayner	59 pts:	14 PATS, 15 FGs
INTs: Jarrad Page	3-37 yds.	
Tackles: Napoleon Harris	123 (97 solo)	
Sacks: Jared Allen	15.5 (-111.0 yds)	
Punting: Dustin Colquitt	95-4922 yds., 45.5 avg., 27 in 20, 81 LG	
Punt Returns: Eddie Drummond	32,222 yds., 6.9 avg., 0 TDs	
Kickoff Returns: Eddie Drummond	37-785 yds., 21.2 avg., 0 TDs	



9-7 • 2nd AFC West • Herm Edwards

Preseason (2-2)

8/12	L	14-24	at Houston	70,016
8/17	L	0-17	at N.Y. Giants	76,316
8/26	W	16-12	ST. LOUIS	74,741
8/31	W	10-9	NEW ORLEANS	70,456

Regular Season (9-7)

9/10	L	10-23	CINCINNATI	77,956
9/17	L	6-9 OT	at Denver	76,786
10/1	W	41-0	SAN FRANCISCO	77,609
10/8	W	23-20	at Arizona	63,445
10/15	L	7-45	at Pittsburgh	64,727
10/22	W	30-27	SAN DIEGO	77,752
10/29	W	35-28	SEATTLE	77,645
11/5	W	31-17	at St. Louis	66,191
11/12	L	10-13	at Miami	73,132
11/19	W	17-13	OAKLAND	78,097
11/23	W	19-10	DENVER (Thur) (Thinks) (N)	79,484
12/3	L	28-31 OT	at Cleveland	71,927
12/10	L	10-20	BALTIMORE	77,232
12/17	L	9-20	at San Diego (N)	66,853
12/23	W	20-9	at Oakland (Sat) (N)	61,446
12/31	W	35-30	JACKSONVILLE	77,500

AFC Wild Card Playoff Game

1/6	L	8-23	at Indianapolis (Sat)	57,215
-----	---	------	-----------------------	--------

REGULAR STARTERS

OFFENSE		DEFENSE	
WR	Eddie Kennison	LE	Tamba Hali
LT	Jordan Black	LT	Ron Edwards
LG	Brian Waters	RT	James Reed
C	Casey Wiegmann	RE	Jared Allen
RG	Will Shields	LOLB	Derrick Johnson
RT	John Welbourn	MLB	Kawika Mitchell
TE	Tony Gonzalez	ROLB	Kendrell Bell
WR	Samie Parker	LCB	Ty Law
QB	Trent Green	RCB	Patrick Surtain
	Damon Huard	SS	Sammy Knight
FB	Kris Wilson	FS	Greg Wesley
RB	Larry Johnson	P	Dustin Colquitt
K	Lawrence Tynes		

PRO BOWLERS IN BOLD



AMERICAN CONFERENCE

West Division

Team	W	L	T	Pct.
San Diego	14	2	0	.875
Kansas City †	9	7	0	.562
Denver	9	7	0	.562
Oakland	2	14	0	.125

North Division

Team	W	L	T	Pct.
Baltimore	13	3	0	.812
Cincinnati	8	8	0	.500
Pittsburgh	8	8	0	.500
Cleveland	4	12	0	.250

East Division

Team	W	L	T	Pct.
New England	12	4	0	.750
N.Y. Jets †	10	6	0	.625
Buffalo	7	9	0	.438
Miami	6	10	0	.375

South Division

Team	W	L	T	Pct.
Indianapolis	12	4	0	.875
Tennessee	8	8	0	.500
Jacksonville	8	8	0	.500
Houston	6	10	0	.375



NATIONAL CONFERENCE

West Division

Team	W	L	T	Pct.
Seattle	9	7	0	.562
St. Louis	8	8	0	.500
San Francisco	7	9	0	.438
Arizona	5	11	0	.312

North Division

Team	W	L	T	Pct.
Chicago	13	3	0	.812
Green Bay	8	8	0	.500
Minnesota	6	10	0	.375
Detroit	3	13	0	.188

East Division

Team	W	L	T	Pct.
Philadelphia	10	6	0	.625
Dallas †	9	7	0	.562
N.Y. Giants †	8	8	0	.500
Washington	5	11	0	.312

South Division

Team	W	L	T	Pct.
New Orleans	10	6	0	.625
Carolina	8	8	0	.500
Atlanta	7	9	0	.438
Tampa Bay	4	12	0	.250

AFC Championship: Indianapolis 38, New England 34

NFC Championship: Chicago 39, New Orleans 14

Super Bowl XLII: Indianapolis 29, Chicago 17

TEAM STATISTICS

	CHIEFS	OPP
TOTAL FIRST DOWNS	310	238
Rushing	105	109
Passing	184	171
Penalty	21	18
3rd Down: Made/Att	89/219	83/212
3rd Down Pct.	40.6	39.2
4th Down: Made/Att	9/15	8/13
4th Down Pct.	60.0	61.5
TOTAL NET YARDS	5143	5262
Avg. Per Game	321.4	328.9
Total Plays	1004	999
Avg. Per Play	5.1	5.3
NET YARDS RUSHING	2143	1928
Avg. Per Game	133.9	120.5
Total Rushes	513	461
NET YARDS PASSING	3000	3334
Avg. Per Game	187.5	208.4
Sacked/Yards Lost	41/243	32/190
Gross Yards	3243	3524
Att./Completions	450/272	506/314
Completion Pct.	60.4	62.1
Had Intercepted	12	15
PUNTS/AVERAGE	72/44.1	75/40.8
NET PUNTING AVG.	72/39.2	75/34.4
PENALTIES/YARDS	76/577	85/709
FUMBLES/BALL LOST	29/14	29/15
TOUCHDOWNS	37	34
Rushing	17	14
Passing	18	18
Defensive/Kicking Game	2	2
TIME OF POSSESSION	30:06	29:54

SCORE BY PERIODS	1	2	3	4	OT	Total
CHIEFS TOTAL	71	105	60	95	0	331
OPPONENTS	61	113	58	77	6	315

INDIVIDUAL STATISTICS

	PASSING							Rating
	Att.	Cmp.	Yds.	Pct.	TD	Int	LG	
Huard	244	148	1878	60.7	11	1	78	98.0
Green	198	121	1342	61.1	7	9	39	74.4
Croyle	7	3	1342	42.9	0	2	23	11.9
L. Johnson	1	0	0	0.0	0	0	0	39.6

CHIEFS TOTAL	450	272	3243	60.4	18	12	78	84.7
Opp. Total	506	314	3524	62.1	18	15	87	82.3

PASS RECEIVING

	No.	Yds.	Avg.	LG	TD
Gonzalez	73	900	12.3	57	5
Kennison	53	860	16.2	51	5
Parker	41	561	13.7	43	1
L. Johnson	41	410	10.0	78	2
Hall	26	204	7.8	19	2
Wilson	15	132	8.8	19	3
Bennett	9	77	8.6	14	0
Dunn	4	40	10.0	15	0
Webb	3	23	7.7	11	0
Cruz	2	20	10.0	11	0
Gardner	2	17	8.5	13	0
Huard	2	-6	-3.0	-2	0
D. Brown	1	5	5.0	5	0

CHIEFS TOTAL	272	3243	11.9	78	18
Opp. Total	314	3524	11.2	87	18

RUSHING

	No.	Yds.	Avg.	LG	TD
L. Johnson	416	1789	4.3	47	17
Bennett	36	200	5.6	41	0
Green	19	59	3.1	10	0
Brown	10	24	2.4	7	0
Cruz	5	19	3.8	7	0
Kennison	4	16	4.0	9	0
Hall	3	11	3.7	9	0
Huard	9	9	1.0	8	0
Ross	3	8	2.7	4	0
Parker	3	7	2.3	5	0
Page	1	4	4.0	4	0
Colquitt	1	0	0.0	0	0
Croyle	3	-3	-1.0	-1	0

CHIEFS TOTAL	513	2143	4.2	47	17
Opp. Total	461	1928	4.2	85	14

TEAM LEADERS

Scoring: Larry Johnson	114 pts:	19 TDs (17 rush, 2 rec.)
INTs: Ty Law	11	4-11 yds.
Tackles: Kawika Mitchell	118 (85 solo)	
Sacks: Tamba Hali	8.0 (48.0 yds.)	
Punting: Dustin Colquitt	71-3145 yds., 44.3 avg., 23 in 20, 72 LG	
Punt Returns: Dante Hall	27-240 yds., 8.9 avg., 1 TDs	
Kickoff Returns: Dante Hall	53-1207 yds., 22.8 avg., 0 TDs	



Preseason (0-4)			
8/12	L	16-27	at Minnesota..... 63,621
8/20	L	17-24	ARIZONA..... 76,173
8/27	L	17-23	SEATTLE..... 74,158
9/2	L	23-27	at St. Louis..... 65,284
Regular Season (10-6)			
9/11	W	27-7	N.Y. JETS..... 78,014
9/18	W	23-17	at Oakland (N)..... 62,273
9/26	L	10-30	at Denver (Mon) (N)..... 76,381
10/2	L	31-37	PHILADELPHIA..... 78,742
10/16	W	28-21	WASHINGTON..... 78,083
10/21	W	30-20	at Miami (Fri) (N)..... 68,350
10/30	L	20-28	at San Diego..... 65,750
11/6	W	27-23	OAKLAND..... 79,033
11/13	L	3-14	at Buffalo..... 72,093
11/20	W	45-17	at Houston (N)..... 70,481
11/27	W	26-16	NEW ENGLAND..... 78,025
12/4	W	31-27	DENVER..... 78,261
12/11	L	28-31	at Dallas..... 63,432
12/17	L	17-27	at N.Y. Giants (Sat)..... 78,625
12/24	W	20-7	SAN DIEGO (Sat)..... 75,956
1/1	W	37-3	CINCINNATI..... 77,211

REGULAR STARTERS

OFFENSE		DEFENSE	
WR	Eddie Kennison	LE	Eric Hicks
LT	Willie Roaf	LT	John Browning
LG	Brian Waters	RT	Lional Dalton
C	Casey Wiegmann	RE	Jared Allen
RG	Will Shields	LOLB	Derrick Johnson
RT	John Welbourn	MLB	Kawika Mitchell
TE	Tony Gonzalez	ROLB	Kendrell Bell
WR	Samie Parker	LCB	Patrick Surtain
QB	Trent Green	RCB	Eric Warfield
FB	Tony Richardson	SS	Sammy Knight
RB	Priest Holmes	FS	Greg Wesley
	Larry Johnson	P	Dustin Colquitt
K	Lawrence Tynes		

PRO BOWLERS IN BOLD

AMERICAN CONFERENCE				NATIONAL CONFERENCE			
West Division				West Division			
	W	L	T Pct.		W	L	T Pct.
Denver	13	3	0 .812	Seattle	13	3	0 .812
Kansas City	10	6	0 .625	St. Louis	6	10	0 .375
San Diego	9	7	0 .750	Arizona	5	11	0 .312
Oakland	4	12	0 .250	San Francisco	4	12	0 .250
North Division				North Division			
	W	L	T Pct.		W	L	T Pct.
Cincinnati	11	5	0 .688	Chicago	11	5	0 .688
Pittsburgh †	11	5	0 .688	Minnesota	9	7	0 .562
Baltimore	6	10	0 .375	Detroit	5	11	0 .312
Cleveland	6	10	0 .375	Green Bay	4	12	0 .250
East Division				East Division			
	W	L	T Pct.		W	L	T Pct.
New England	10	6	0 .625	N.Y. Giants	11	5	0 .688
Miami	9	7	0 .562	Washington †	10	6	0 .625
Buffalo	5	11	0 .312	Dallas	9	7	0 .562
N.Y. Jets	4	12	0 .250	Philadelphia	6	10	0 .375
South Division				South Division			
	W	L	T Pct.		W	L	T Pct.
Indianapolis	14	2	0 .812	Tampa Bay	11	5	0 .688
Jacksonville †	12	4	0 .750	Carolina †	11	5	0 .688
Tennessee	4	12	0 .250	Atlanta	8	8	0 .500
Houston	2	14	0 .125	New Orleans	3	13	0 .188

AFC Championship: Pittsburgh 34, Denver 17
 NFC Championship: Seattle 34, Carolina 14
 Super Bowl XL: Pittsburgh 21, Seattle 10

TEAM STATISTICS

	CHIEFS	OPP.
TOTAL FIRST DOWNS.....	347	292
Rushing/Passing/Penalty.....	138/182/27	84/189/19
3rd Down: Made/Att.....	91/213	78/206
3rd Down Pct.....	42.7	37.9
4th Down: Made/Att.....	10/16	7/19
4th Down Pct.....	62.5	36.8
TOTAL NET YARDS.....	6192	5249
Avg. Per Game.....	387.0	328.1
Total Plays.....	1059	971
Avg. Per Play.....	5.8	5.4
NET YARDS RUSHING.....	2382	1570
Avg. Per Game.....	148.9	98.1
Total Rushes.....	520	383
NET YARDS PASSING.....	3810	3679
Avg. Per Game.....	238.1	229.9
Sacked/Yards Lost.....	32/204	29/183
Gross Yards.....	4014	3862
Att./Completions.....	507/317	559/325
Completion Pct.....	62.5	58.1
Had Intercepted.....	10	16
PUNTS/AVERAGE.....	65/39.4	69/45.7
Net Punting Avg.....	65/35.2	69/40.0
PUNT RETURNS/YARDS.....	43/293	23/179
KICKOFF RETURNS/YARDS.....	68/1591	83/2053
PENALTIES/YARDS.....	115/890	90/805
FUMBLES/BALL LOST.....	23/13	33/15
TOUCHDOWNS.....	46	38
Rushing/Passing.....	26/17	11/25
Defensive/Kicking Game.....	2/1	1/1
TIME OF POSSESSION.....	32:09	27:51

SCORE BY PERIODS	1	2	3	4	OT	Total
CHIEFS TOTAL	85	136	79	103	0	403
Opp. Total	51	110	76	88	0	325

INDIVIDUAL STATISTICS

Green	PASSING						LG	Rating
	Att.	Cmp.	Yds.	Pct.	TD	Int		
CHIEFS TOTAL	507	317	4014	62.5	17	10	60t	90.1
Opp. Total	559	325	3862	58.1	25	16	78t	82.3

Gonzalez	PASS RECEIVING					LG	TD
	No.	Yds.	Avg.	LG	TD		
CHIEFS TOTAL	317	4014	12.7	60t	17		
Opp. Total	325	3862	11.9	78t	25		

L. Johnson	RUSHING					LG	TD
	No.	Yds.	Avg.	LG	TD		
CHIEFS TOTAL	520	2382	4.6	49t	26		
Opp. Total	383	1570	4.1	65t	11		

TEAM LEADERS

Scoring: Larry Johnson.....	126 pts:	21 TDs (20 rush, 1 rec.)
INTs: Greg Wesley.....	6-106 yds.	
Tackles: Kawika Mitchell.....	135 (100 solo)	
Sacks: Jared Allen.....	11.0 (<65.0 yds.)	
Punting: Dustin Colquitt.....	65-2564 yds., 39.4 avg., 27 in 20, 62 LG	
Punt Returns: Dante Hall.....	42-276 yds., 6.6 avg., 0 TDs	
Kickoff Returns: Dante Hall.....	65-1560 yds., 24.0 avg., 1 TDs	



Preseason (1-3)		
8/13	L	24-34 at N.Y. Giants 76,476
8/23	W	24-7 ST. LOUIS (Mon) 75,428
8/28	L	19-21 CLEVELAND 76,086
9/2	L	20-24 at Dallas 61,157
Regular Season (7-9)		
9/12	L	24-34 at Denver (N) 75,939
9/19	L	17-28 CAROLINA 78,136
9/26	L	21-24 HOUSTON 77,433
10/4	W	27-24 at Baltimore (Mon) (N) 69,827
10/17	L	16-22 at Jacksonville 66,413
10/24	W	56-10 ATLANTA 78,260
10/31	W	45-35 INDIANAPOLIS 78,312
11/7	L	31-34 at Tampa Bay 65,495
11/14	L	20-27 at New Orleans 64,900
11/22	L	19-27 NEW ENGLAND (Mon) (N) 78,431
11/28	L	31-34 SAN DIEGO 77,447
12/5	W	34-27 at Oakland 51,292
12/13	W	49-38 at Tennessee (Mon) (N) 68,932
12/19	W	45-17 DENVER 77,702
12/25	W	31-30 OAKLAND (Sat) 77,289
1/2	L	17-24 at San Diego 64,920

REGULAR STARTERS

OFFENSE		DEFENSE	
WR	Eddie Kennison	LE	Eric Hicks
LT	Willie Roaf	LT	Ryan Sims
LG	Brian Waters	RT	Lionel Dalton
C	Casey Wiegmann	RE	Jared Allen
RG	Will Shields	LOLB	Scott Fujita
RT	John Welbourn	MLB	Monty Beisel
TE	Tony Gonzalez	ROLB	Kawika Mitchell
WR	Johnnie Morton	LCB	Shawn Barber
QB	Trent Green	RCB	Eric Warfield
FB	Tony Richardson		Dexter McCleone
RB	Priest Holmes	SS	William Bartee
K	Lawrence Tynes	FS	Greg Wesley
		P	Jerome Woods
			Steve Cheek

PRO BOWLERS IN BOLD

AMERICAN CONFERENCE				NATIONAL CONFERENCE			
West Division				West Division			
	W	L	T Pct.		W	L	T Pct.
San Diego	12	4	0 .750	Seattle	9	7	0 .562
Denver †	10	6	0 .625	St. Louis †	8	8	0 .500
Kansas City	7	9	0 .438	Arizona	6	10	0 .375
Oakland	5	11	0 .312	San Francisco	2	14	0 .125
North Division				North Division			
	W	L	T Pct.		W	L	T Pct.
Pittsburgh	15	1	0 .938	Green Bay	10	6	0 .625
Baltimore	9	7	0 .562	Minnesota †	8	8	0 .500
Cincinnati	8	8	0 .500	Detroit	6	10	0 .375
Cleveland	4	12	0 .250	Chicago	5	11	0 .312
East Division				East Division			
	W	L	T Pct.		W	L	T Pct.
New England	14	2	0 .875	Philadelphia	13	3	0 .812
N.Y. Jets †	10	6	0 .625	N.Y. Giants	6	10	0 .375
Buffalo	9	7	0 .562	Dallas	6	10	0 .375
Miami	4	12	0 .250	Washington	6	10	0 .375
South Division				South Division			
	W	L	T Pct.		W	L	T Pct.
Indianapolis	12	4	0 .750	Atlanta	11	5	0 .688
Jacksonville	9	7	0 .562	New Orleans	8	8	0 .500
Houston	7	9	0 .438	Carolina	7	9	0 .438
Tennessee	5	11	0 .312	Tampa Bay	5	11	0 .312

AFC Championship: New England 41, Pittsburgh 27
NFC Championship: Philadelphia 27, Atlanta 10
Super Bowl XXXIX: New England 24, Philadelphia 21

TEAM STATISTICS

	CHIEFS		OPP
TOTAL FIRST DOWNS	398		327
Rushing/Passing/Penalty	138/228/32		97/190/40
3rd Down: Made/Att	91/193		71/185
3rd Down Pct.	47.2		38.4
4th Down: Made/Att	4/14		5/16
4th Down Pct.	28.6		31.3
TOTAL NET YARDS	6695		6037
Avg. Per Game	418.4		377.3
Total Plays	1089		960
Avg. Per Play	6.1		6.3
NET YARDS RUSHING	2289		1834
Avg. Per Game	143.1		114.6
Total Rushes	496		397
NET YARDS PASSING	4406		4203
Avg. Per Game	275.4		262.7
Sacked/Yards Lost	32/227		41/250
Gross Yards	4633		4453
Att./Completions	561/370		522/312
Completion Pct.	66.0		59.8
Had Intercepted	17		13
PUNTS/AVERAGE	55/39.5		64/42.2
Net Punting Avg.	55/31.5		64/35.8
PUNT RETURNS/YARDS	24/232		24/301
KICKOFF RETURNS/YARDS	75/1820		85/1908
PENALTIES/YARDS	117/963		117/957
FUMBLES/BALL LOST	20/10		23/8
TOUCHDOWNS	62		53
Rushing/Passing	31/27		18/32
Defensive/Kicking Game	2/2		1/2
TIME OF POSSESSION	32:14		27:46

SCORE BY PERIODS	1	2	3	4	OT	Total
CHIEFS TOTAL	113	137	93	140	0	483
Opp. Total	81	152	73	129	0	435

INDIVIDUAL STATISTICS

	PASSING							Rating
	Att.	Cmp.	Yds.	Pct.	TD	Int	LG	
Green	556	369	4591	66.4	27	17	70	95.2
Collins	5	1	42	20.0	0	0	42	62.1

CHIEFS TOTAL	561	370	4633	66.0	27	17	70	94.9
Opp. Total	522	312	4453	59.8	32	13	65	97.5

PASS RECEIVING

	No.	Yds.	Avg.	LG	TD
Gonzalez	102	1258	12.3	32	7
Kennison	62	1086	17.5	70	8
Morton	55	795	14.5	52	3
Blaylock	25	246	9.8	30	1
Hall	25	230	9.2	22	0
Johnson	22	278	12.6	40	2
Holmes	19	187	9.8	52	1
Richardson	19	118	6.2	22	0
Dunn	17	120	7.1	17	3
Horn	15	178	11.9	30	1
Parker	9	137	15.2	48	1

CHIEFS TOTAL	370	4633	12.5	70	27
Opp. Total	312	4453	14.3	65	32

RUSHING

	No.	Yds.	Avg.	LG	TD
Holmes	196	892	4.6	33	14
Johnson	120	561	4.8	46	9
Blaylock	118	539	4.6	24	8
Green	25	85	3.4	13	0
Hall	8	56	7.0	17	0
Richardson	12	56	4.7	13	0
Morton	7	43	6.1	14	0
Kennison	2	15	7.5	15	0
Horn	1	12	12.0	12	0
Gonzalez	1	5	5.0	5	0
Collins	1	4	4.0	4	0
Essy	4	1	1.0	4	0
Cheek	1	0	0.0	0	0

CHIEFS TOTAL	496	2289	4.6	46	31
Opp. Total	397	1834	4.6	78	18

TEAM LEADERS

Scoring: Lawrence Tynes	109 pts: 58 PATs, 17 FGs
INTs: Greg Wesley	4-92 yds.
Eric Warfield	4-49 yds.
Tackles: Scott Fujita	112 (71 solo)
Sacks: Jared Allen	9.0 (-47.0 yds.)
Punting: Steve Cheek	42-1643 yds., 39.1 avg., 8 in 20, 55 LG
Punt Returns: Dante Hall	23-232 yds., 10.1 avg., 0 TDs
Kickoff Returns: Dante Hall	68-1718 yds., 25.3 avg., 2 TDs



Preseason (3-2)		
8/4	W	9-0 Green Bay (Mon)22,385
		Hall of Fame Game (Canton, OH)
8/9	L	6-24 SAN FRANCISCO73,830
8/16	W	26-16 MINNESOTA75,634
8/23	L	31-42 at Seattle39,833
8/28	W	22-6 at St. Louis65,373
Regular Season (13-3)		
9/7	W	27-14 SAN DIEGO78,048
9/14	W	41-20 PITTSBURGH78,416
9/21	W	42-14 at Houston70,487
9/28	W	17-10 at Baltimore69,459
10/5	W	24-23 DENVER78,903
10/12	W	40-34 OT at Green Bay70,407
10/20	W	17-10 at Oakland (Mon) (N)62,391
10/26	W	38-5 BUFFALO (N)78,689
11/9	W	41-20 CLEVELAND78,560
11/16	L	19-24 at Cincinnati64,923
11/23	W	27-24 OAKLAND78,889
11/30	W	28-24 at San Diego57,671
12/7	L	27-45 at Denver76,403
12/14	W	45-17 DETROIT77,922
12/20	L	20-45 at Minnesota (Sat)64,291
12/28	W	31-3 CHICAGO78,413
AFC Divisional Playoff Game		
1/11	L	31-38 INDIANAPOLIS79,159

REGULAR STARTERS

OFFENSE		DEFENSE	
WR Eddie Kennison	LE Eric Hicks	LT John Browning	NT Ryan Sims
LT Willie Roaf	LT John Browning	RE Vonnie Holliday	RE Vonnie Holliday
LG Brian Waters	NT Ryan Sims	ROLB Scott Fujita	ROLB Scott Fujita
C Casey Wiegmann	RE Vonnie Holliday	MLB Mike Maslowski	MLB Mike Maslowski
RG Will Shields	ROLB Scott Fujita	Kawika Mitchell	Kawika Mitchell
RT John Tait	MLB Mike Maslowski	Shawn Barber	Shawn Barber
TE Tony Gonzalez	ROLB Scott Fujita	Eric Warfield	Eric Warfield
WR Johnnie Morton	RCB Eric Warfield	Dexter McClean	Dexter McClean
QB Trent Green	RCB Dexter McClean	Greg Wesley	Greg Wesley
FB Tony Richardson	SS Greg Wesley	Jerome Woods	Jerome Woods
RB Priest Holmes	FS Jerome Woods	P Jason Baker	P Jason Baker
K Morten Andersen	P Jason Baker		

PRO BOWLERS IN BOLD

AMERICAN CONFERENCE

West Division			
Kansas City	W	L	T Pct.
Denver †	13	3	0 .800
Oakland	10	6	0 .625
San Diego	4	12	0 .250
San Diego	4	12	0 .250
North Division			
Baltimore	W	L	T Pct.
Cincinnati	10	6	0 .625
Pittsburgh	8	8	0 .500
Pittsburgh	6	10	0 .375
Cleveland	5	11	0 .313
East Division			
New England	W	L	T Pct.
Miami	14	2	0 .875
Buffalo	10	6	0 .625
N.Y. Jets	6	10	0 .375
N.Y. Jets	6	10	0 .375
South Division			
Indianapolis	W	L	T Pct.
Tennessee †	12	4	0 .750
Jacksonville	12	4	0 .750
Houston	5	11	0 .313
Houston	5	11	0 .313

NATIONAL CONFERENCE

West Division			
St. Louis	W	L	T Pct.
Seattle †	12	4	0 .750
San Francisco	10	6	0 .625
Arizona	7	9	0 .438
Arizona	4	12	0 .250
North Division			
Green Bay	W	L	T Pct.
Minnesota	10	6	0 .625
Chicago	9	7	0 .562
Detroit	7	9	0 .438
Detroit	5	11	0 .313
East Division			
Philadelphia	W	L	T Pct.
Dallas †	12	4	0 .750
Washington	10	6	0 .625
N.Y. Giants	5	11	0 .313
N.Y. Giants	4	12	0 .250
South Division			
Carolina	W	L	T Pct.
New Orleans	11	5	0 .688
Tampa Bay	8	8	0 .500
Atlanta	5	11	0 .313
Atlanta	5	11	0 .313

AFC Championship: New England 24, Indianapolis 14
NFC Championship: Carolina 14, Philadelphia 3
Super Bowl XXXVIII: New England 32, Carolina 29

TEAM STATISTICS

	CHIEFS	OPP.				
TOTAL FIRST DOWNS	348	322				
Rushing/Passing/Penalty	120/201/27	120/184/18				
3rd Down: Made/Att.	84/201	78/213				
3rd Down Pct.	41.8	36.6				
4th Down: Made/Att.	6/10	10/23				
4th Down Pct.	60.0	43.5				
TOTAL NET YARDS	5910	5707				
Avg. Per Game	369.4	356.7				
Total Plays	1003	1054				
Avg. Per Play	5.9	5.4				
NET YARDS RUSHING	1929	2344				
Avg. Per Game	120.6	146.5				
Total Rushes	446	453				
NET YARDS PASSING	3981	3363				
Avg. Per Game	248.8	210.2				
Sacked/Yards Lost	21/132	36/251				
Gross Yards	4113	3614				
Att./Completions	536/339	565/332				
Completion Pct.	63.2	58.8				
Had Intercepted	12	25				
PUNTS/AVERAGE	81/39.0	73/40.7				
Net Punting Avg.	31/33.2	73/31.4				
PUNT RETURNS/YARDS	33/542	38/327				
KICKOFF RETURNS/YARDS	62/1577	87/2043				
PENALTIES/YARDS	79/698	95/781				
FUMBLES/BALL LOST	13/6	21/12				
TOUCHDOWNS	63	39				
Rushing/Passing	32/24	18/19				
Defensive/Kicking Game	3/4	1/1				
TIME OF POSSESSION	29:23	30:37				
SCORE BY PERIODS	1	2	3	4	OT	Total
CHIEFS TOTAL	112	153	82	131	6	484
Opp. Total	57	94	85	96	0	332

INDIVIDUAL STATISTICS

	PASSING						Rating	
	Att.	Cmp.	Yds.	Pct. 2d	Int	LG		
Green	523	330	4039	63.1	24	12	67†	92.6
Collins	12	9	74	75.0	0	0	20	90.3
Holmes	1	0	0	0.0	0	0	0	39.6
Hall	0	0	0	---	0	0	---	---
CHIEFS TOTAL	536	339	4113	63.2	24	12	67†	92.4
Opp. Total	565	332	3614	58.8	19	25	77†	70.5

	PASS RECEIVING				LG	TD
	No.	Yds.	Avg.	LG		
Holmes	74	690	9.3	36	0	
Gonzalez	71	916	12.9	67	10	
Kennison	56	853	15.2	51†	5	
Morton	50	740	14.8	50	4	
Hall	40	423	10.6	67†	1	
Blaylock	15	181	12.1	63†	1	
Richardson	12	76	6.3	14	0	
Boerigter	11	158	14.4	30	0	
Dunn	5	35	7.0	15	3	
Easy	3	19	6.3	8	0	
Baber	1	20	20.0	20	0	
L. Johnson	1	2	2.0	2	0	
CHIEFS TOTAL	339	4113	12.1	67†	24	
Opp. Total	332	3614	10.9	77†	19	

	RUSHING				LG	TD
	No.	Yds.	Avg.	LG		
Holmes	320	1420	4.4	31†	27	
Blaylock	22	112	5.1	25†	0	
Morton	8	194	11.8	39	0	
L. Johnson	20	85	4.3	15	1	
Green	26	83	3.2	24	1	
Hall	16	73	4.6	21	0	
Richardson	24	60	2.5	14†	2	
Kennison	2	9	4.5	31	0	
Collins	8	-7	-0.9	7	0	
CHIEFS TOTAL	446	1929	4.3	39	32	
Opp. Total	453	2344	5.2	65†	18	

TEAM LEADERS

Scoring: Priest Holmes	162 pts: 27 TDs (27 rush, 0 rec.)
INTs: Greg Wesley	6-63 yds.
Dexter McClean	6(-3) yds.
Tackles: Scott Fujita	151 (110 solo)
Sacks: Vonnie Holliday	5.5 (-50.0 yds.)
Punting: Jason Baker	80-3156 yds., 39.5 avg., 21 in 20, 68 LG
Punt Returns: Dante Hall	29-472 yds., 16.3 avg., 2 TDs
Kickoff Returns: Dante Hall	57-1478 yds., 25.9 avg., 2 TDs



8-8 • 4th AFC West • Dick Vermeil

Preseason (3-1)

8/10	W	17-14	OT	at San Francisco	63,111
8/17	W	19-9		HOUSTON	73,506
8/24	L	14-17		at Seattle	49,036
8/30	W	23-16		ST. LOUIS	73,410

Regular Season (8-8)

9/8	W	40-39		at Cleveland	72,938
9/15	L	16-23		JACKSONVILLE	77,934
9/22	L	38-41	OT	at New England	68,436
9/29	W	48-30		MIAMI	78,178
10/6	W	29-25		at N.Y. Jets	78,149
10/13	L	34-35		at San Diego	58,995
10/20	L	34-37	OT	DENVER	78,446
10/27	W	20-10		OAKLAND	78,685
11/10	L	13-17		at San Francisco	67,881
11/17	W	17-16		BUFFALO	77,951
11/24	L	32-39		at Seattle	56,250
12/1	W	49-0		ARIZONA	77,809
12/8	W	49-10		ST. LOUIS	78,601
12/15	L	24-31		at Denver	75,947
12/22	W	24-22		SAN DIEGO	77,899
12/28	L	0-24		at Oakland (Sat)	62,078

REGULAR STARTERS

OFFENSE		DEFENSE	
WR	Eddie Kennison	LE	Eric Hicks
LT	Willie Roaf	LT	John Browning
LG	Brian Waters	NT	Derrick Ransom
C	Casey Wiegmann	RE	Duane Clemons
RG	Will Shields	MLB	Scott Fujita
RT	John Tait	OLB	Marcus Patton
TE	Tony Gonzalez	ROLB	Mike Maslowski
WR	Johnnie Morton	LCB	Eric Warfield
QB	Trent Green	RCB	William Bartee
RB	Tony Richardson	SS	Greg Wesley
FB	Priest Holmes	FS	Shaunard Harts
K	Morten Andersen	P	Dan Stryzinski

PRO BOWLERS IN BOLD



West Division

W	L	T	Pct.
Oakland	11	5	0.688
Denver	9	7	0.562
San Diego	8	8	0.500
Kansas City	8	8	0.500

North Division

W	L	T	Pct.
Pittsburgh	10	5	1.656
Cleveland †	9	7	0.562
Baltimore	7	9	0.438
Cincinnati	2	14	0.125

East Division

W	L	T	Pct.
N.Y. Jets	9	7	0.562
New England	9	7	0.562
Miami	9	7	0.562
Buffalo	8	8	0.500

South Division

W	L	T	Pct.
Tennessee	11	5	0.688
Indianapolis †	10	6	0.625
Jacksonville	6	10	0.375
Houston	4	12	0.250

AFC Championship: Oakland 41, Tennessee 24
NFC Championship: Tampa Bay 27, Philadelphia 10
Super Bowl XXXVII: Tampa Bay 48, Oakland 21



West Division

W	L	T	Pct.
San Francisco	10	6	0.625
St. Louis	7	9	0.438
Seattle	7	9	0.438
Arizona	5	11	0.312

North Division

W	L	T	Pct.
Green Bay	12	4	0.750
Minnesota	6	10	0.375
Chicago	4	12	0.250
Detroit	3	13	0.188

East Division

W	L	T	Pct.
Philadelphia	12	4	0.750
N.Y. Giants †	10	6	0.625
Washington	7	9	0.438
Dallas	5	11	0.312

South Division

W	L	T	Pct.
Tampa Bay	12	4	0.750
Atlanta †	9	6	1.594
New Orleans	9	7	0.562
Carolina	7	9	0.438

TEAM STATISTICS

	CHIEFS	OPP.
TOTAL FIRST DOWNS	343	367
Rushing/Passing/Penalty	140/179/24	120/227/20
3rd Down: Made/Att.	77/185	87/205
3rd Down Pct.	41.6	42.4
4th Down: Made/Att.	6/10	10/17
4th Down Pct.	60.0	58.8
TOTAL NET YARDS	6000	6248
Avg. Per Game	375.0	390.5
Total Plays	965	1081
Avg. Per Play	6.2	5.8
NET YARDS RUSHING	2378	2067
Avg. Per Game	148.6	129.2
Total Rushes	462	431
NET YARDS PASSING	3622	4181
Avg. Per Game	226.4	261.3
Sacked/Yards Lost	26/141	34/215
Gross Yards	3763	4396
Att./Completions	477/292	616/403
Completion Pct.	61.2	65.4
Had Intercepted	13	18
PUNTS/AVERAGE	65/37.3	60/39.1
Net Punting Avg.	65/31.2	60/32.0
PUNT RETURNS/YARDS	29/390	27/274
KICKOFF RETURNS/YARDS	67/1474	88/1880
PENALTIES/YARDS	75/700	100/827
FUMBLES/BALL LOST	7/2	20/13
TOUCHDOWNS	57	46
Rushing/Passing	26/27	19/27
Defensive/Kicking Game	1/3	0/0
TIME OF POSSESSION	28:57	31:03

SCORE BY PERIODS	1	2	3	4	OT	Total
CHIEFS TOTAL	101	122	76	168	0	467
Opp. Total	67	117	79	130	6	399

INDIVIDUAL STATISTICS

	PASSING						Rating
	Att.	Cmp.	Yds.	Pct.	TD	Int	
Green	470	287	3690	61.1	26	13	99.2
Collins	6	5	73	83.3	1	0	156.9
Holmes	1	0	0	0.0	0	0	39.6
CHIEFS TOTAL	477	292	3763	61.2	27	13	99.5
Opp. Total	616	403	4396	65.4	27	18	88.8

	PASS RECEIVING				
	No.	Yds.	Avg.	LG	TD
Holmes	70	672	9.6	64	3
Gonzalez	63	773	12.3	42	7
Kennison	53	906	17.1	64	2
Morton	29	397	13.7	30	1
Boerigter	20	420	21.0	99	8
Hall	20	322	16.1	75	3
Richardson	18	125	6.9	23	1
Cloud	6	48	8.0	13	0
Blaylock	5	47	9.4	21	0
Easy	3	23	7.7	13	1
Dunn	2	16	8.0	11	0
Baber	2	10	5.0	7	1
Minnis	1	4	4.0	4	0
CHIEFS TOTAL	292	3763	12.9	99	27
Opp. Total	403	4396	10.9	82	27

	RUSHING			
	No.	Yds.	Avg.	LG
Holmes	313	1615	5.2	56
Green	31	225	7.3	24
Morton	10	124	12.4	36
Cloud	49	115	2.3	9
Richardson	22	81	3.7	14
Blaylock	16	72	4.5	16
Kennison	7	56	8.3	31
Hall	11	54	4.9	21
Tait	1	28	28.0	28
Collins	1	7	7.0	7
Quinn	1	-1	-1.0	-1
CHIEFS TOTAL	462	2378	5.1	56
Opp. Total	431	2067	4.8	63

TEAM LEADERS

Scoring: Priest Holmes	144 pts: 24 TDs (21 rush, 3 rec.)
INTs: Greg Wesley	6-170 yds.
Tackles: Mike Maslowski	162 (109 solo)
Sacks: Eric Hicks	9.0 (-89.5 yds.)
Punting: Dan Stryzinski	64-2422 yds., 37.8 avg., 15 In 20, 56 LG
Punt Returns: Dante Hall	29-390 yds., 13.4 avg., 2 TDs
Kickoff Returns: Dante Hall	57-1354 yds., 23.8 avg., 1 TD



6-10 • 4th AFC West • Dick Vermeil

Preseason (2-2)			
8/12	W	20-0	WASHINGTON 75,703
8/18	W	10-9	CHICAGO 77,618
8/23	L	23-28	at Jacksonville 48,623
8/31	L	17-21	at St. Louis 65,463
Regular Season (6-10)			
9/9	L	24-27	OAKLAND 78,844
9/23	L	3-13	N.Y. GIANTS 77,666
9/30	W	45-13	at Washington 76,573
10/7	L	6-20	at Denver 75,037
10/14	L	17-20	PITTSBURGH 78,413
10/21	L	16-24	at Arizona 35,916
10/25	L	28-35	INDIANAPOLIS (Thur) (N) 74,212
11/4	W	25-20	at San Diego 58,789
11/11	L	7-27	at N.Y. Jets 78,234
11/25	W	19-7	SEATTLE 77,357
11/29	L	10-23	PHILADELPHIA (Thur) (N) 77,087
12/9	L	26-28	at Oakland 60,784
12/16	W	26-23 OT	DENVER 77,778
12/23	W	20-17	SAN DIEGO 76,131
12/30	W	30-26	at Jacksonville 59,396
1/6	L	18-21	at Seattle 58,460

REGULAR STARTERS

OFFENSE		DEFENSE	
WR Marvin Minnis	LE Eric Hicks	LT John Browning	LT John Browning
LG John Tait	LT Eric Downing	RE Duane Clemons	RE Duane Clemons
LB Brian Waters	NT Derrick Ransom	LOLB Lew Bush	LOLB Lew Bush
C Casey Wiegmann	RE Marvucus Patton	MLB Marvucus Patton	MLB Marvucus Patton
RG Will Shields	ROLB Donnie Edwards	RCB Ray Crockett	RCB Ray Crockett
RT Marcus Spears	LCB Ray Crockett	RCB Eric Warfield	RCB Eric Warfield
TE Tony Gonzalez	SS Greg Wesley	FS Jerome Woods	FS Jerome Woods
WR Derrick Alexander	P Dan Stryzinski		
QB Trent Green			
FB Tony Richardson			
RB Priest Holmes			
K Todd Peterson			

PRO BOWLERS IN BOLD

AMERICAN CONFERENCE				NATIONAL CONFERENCE			
Western Division				Western Division			
W	L	T	Pct.	W	L	T	Pct.
Oakland	10	6	0 .625	St. Louis	14	2	0 .875
Seattle	9	7	0 .562	San Francisco †	12	4	0 .750
Denver	8	8	0 .500	New Orleans	7	9	0 .438
Kansas City	6	10	0 .375	Atlanta	7	9	0 .438
San Diego	5	11	0 .312	Carolina	1	15	0 .062
Central Division				Central Division			
W	L	T	Pct.	W	L	T	Pct.
Pittsburgh	13	3	0 .812	Chicago	13	3	0 .812
Baltimore †	10	6	0 .625	Green Bay †	12	4	0 .750
Cleveland	7	9	0 .438	Tampa Bay †	9	7	0 .562
Tennessee	7	9	0 .438	Minnesota	5	11	0 .312
Jacksonville	6	10	0 .375	Detroit	2	14	0 .125
Cincinnati	6	10	0 .375	Eastern Division			
Eastern Division				W	L	T	Pct.
New England	11	5	0 .688	Philadelphia	11	5	0 .688
Miami †	11	5	0 .688	Washington	8	8	0 .500
N.Y. Jets †	10	6	0 .625	N.Y. Giants	7	9	0 .438
Indianapolis	6	10	0 .375	Arizona	7	9	0 .438
Buffalo	3	13	0 .188	Dallas	5	11	0 .312

AFC Championship: New England 24, Pittsburgh 17
NFC Championship: St. Louis 29, Philadelphia 24
Super Bowl XXXVI: New England 20, St. Louis 17

TEAM STATISTICS

	CHIEFS	OPP.
TOTAL FIRST DOWNS	324	296
Rushing/Passing/Penalty	119/178/27	111/167/18
3rd Down: Made/Att.	70/195	86/218
3rd Down Pct.	35.9	39.4
4th Down: Made/Att.	5/16	5/8
4th Down Pct.	31.3	62.5
TOTAL NET YARDS	5673	5304
Avg. Per Game	354.6	331.5
Total Plays	1015	1003
Avg. Per Play	5.6	5.3
NET YARDS RUSHING	2008	2140
Avg. Per Game	125.5	133.8
Total Rushes	448	481
NET YARDS PASSING	3665	3164
Avg. Per Game	229.1	197.8
Sacked/Yards Lost	39/198	31/239
Gross Yards	3863	3403
Att./Completions	528/300	491/296
Completion Pct.	56.8	60.3
Had Intercepted	24	13
PUNTS/AVERAGE	75/40.5	79/41.0
Net Punting Avg.	75/35.3	79/35.6
PUNT RETURNS/YARDS	44/326	31/288
KICKOFF RETURNS/YARDS	61/1292	65/1474
PENALTIES/YARDS	68/602	87/761
FUMBLES/BALL LOST	19/9	23/13
TOUCHDOWNS	34	37
Rushing/Passing	16/17	15/19
Defensive/Kicking Game	1/0	1/2
TIME OF POSSESSION	29:07	30:53

SCORE BY PERIODS	1	2	3	4	OT	Total
CHIEFS TOTAL	56	92	64	105	3	320
Opp. Total	43	115	103	83	0	344

INDIVIDUAL STATISTICS

	PASSING						
	Att.	Cmp.	Yds.	Pct.	TD	Int.	LG Rating
Green	323	296	3783	56.6	17	24	67t 71.1
Collins	4	3	40	75.0	0	0	26 106.3
Gonzalez	1	1	40	100.0	0	0	40 118.8
CHIEFS TOTAL	528	300	3863	56.8	17	24	67t 71.7
Opp. Total	491	296	3403	60.3	19	13	49 83.1

	PASS RECEIVING				
	No.	Yds.	Avg.	LG	TD
Gonzalez	73	917	12.6	36	6
Holmes	62	614	9.9	67t	2
Minnis	33	511	15.5	56	1
Kennison	16	322	20.1	65	0
Richardson	30	265	8.8	47	0
Alexander	27	470	17.4	46	3
Thomas	19	247	13.0	28	1
Ricks	18	252	14.0	40	1
Parker	15	199	13.3	44	2
Dunn	4	54	13.5	28	1
J. Williams	2	11	5.5	9	0
Green	1	1	1.0	1	0

CHIEFS TOTAL	300	3863	12.9	67t	17
Opp. Total	296	3403	11.5	49	19

	RUSHING				
	No.	Yds.	Avg.	LG	TD
Holmes	327	1555	4.8	41	8
Richardson	66	191	2.9	19	7
Green	35	158	4.5	16	0
Cloud	7	54	7.7	16	1
Kennison	2	13	6.5	14	0
Alexander	2	16	8.0	15	0
Hall	2	10	5.0	6	0
Gonzalez	1	9	9.0	9	0
Collins	2	6	3.0	7	0
Parker	3	6	2.0	7	0
Stryzinski	1	-10	-10	-10	0
CHIEFS TOTAL	448	2008	4.5	41	16
Opp. Total	481	2140	4.4	77t	15

TEAM LEADERS

Scoring: Todd Peterson	108	pts: 27 PATs, 27 FGs
INTs: Eric Warfield	4-61	yds, 1 TD
Tackles: Donnie Edwards	147	(112 solo)
Sacks: Duane Clemons	7.0	(-68.5 yds)
Punting: Dan Stryzinski	73-2976	yds., 40.8 avg., 27 In 20, 76 LG
Punt Returns: Dante Hall	32-235	yds., 7.3 avg., 0 TDs
Kickoff Returns: Dante Hall	43-969	yds., 22.5 avg., 0 TDs



Preseason (0-4)			
8/5	L	10-14	at Tennessee 68,016
8/13	L	10-33	SAN FRANCISCO 76,682
8/19	L	22-26	JACKSONVILLE 75,120
8/25	L	14-37	at Tampa Bay 64,267
Regular Season (7-9)			
9/3	L	14-27	INDIANAPOLIS 78,357
9/10	L	14-17 OT	at Tennessee 68,203
9/17	W	42-10	SAN DIEGO 77,604
9/24	W	23-22	at Denver 74,596
10/2	W	24-17	SEATTLE (Mon) (N) 82,893
10/15	L	17-20	OAKLAND 79,025
10/22	W	54-34	ST. LOUIS 79,142
10/29	W	24-19	at Seattle 62,141
11/5	L	31-49	at Oakland 62,428
11/12	L	7-21	at San Francisco 68,002
11/19	L	17-21	BUFFALO 78,457
11/26	L	16-17	at San Diego 47,228
12/4	L	24-30	at New England (Mon) (N) .. 60,292
12/10	W	15-14	CAROLINA 77,481
12/17	W	20-7	DENVER 78,406
12/24	L	13-29	at Atlanta 41,017

REGULAR STARTERS

OFFENSE		DEFENSE	
WR	Sylvester Morris	LE	Eric Hicks
LT	John Tait	LT	Chester McGlockton
LG	Jeff Blackshear	RT	Dan Williams
C	Tim Grunhard	RE	Duane Clemons
RG	Will Shields	LOLB	Low Bush
RT	Victor Riley		Mike Maslowski
TE	Tony Gonzalez	MLB	Marvuc Patton
WR	Derrick Alexander	ROLB	Donnie Edwards
QB	Elvis Grbac	LCB	Pat Dennis
FB	Tony Richardson	RCB	James Hasty
RB	Kimble Anders	SS	Greg Wesley
	Tony Richardson	FS	Jerome Woods
K	Pete Stoyanovich	P	Todd Sauerbrun
	Todd Peterson		

PRO BOWLERS IN BOLD

AMERICAN CONFERENCE				NATIONAL CONFERENCE			
Western Division				Western Division			
	W	L	T Pct.		W	L	T Pct.
Oakland	12	4	0 .750	New Orleans	10	6	0 .625
Denver †	11	5	0 .688	St. Louis †	10	6	0 .625
Kansas City	7	9	0 .438	Carolina	7	9	0 .438
Seattle	6	10	0 .375	San Francisco	6	10	0 .375
San Diego	1	15	0 .063	Atlanta	4	12	0 .250
Central Division				Central Division			
	W	L	T Pct.		W	L	T Pct.
Tennessee	13	3	0 .813	Minnesota	11	5	0 .688
Baltimore †	12	4	0 .750	Tampa Bay †	10	6	0 .625
Pittsburgh	9	7	0 .563	Detroit	9	7	0 .563
Jacksonville	7	9	0 .438	Green Bay	9	7	0 .563
Cincinnati	4	12	0 .250	Chicago	5	11	0 .313
Cleveland	3	13	0 .188	Eastern Division			
Eastern Division					W	L	T Pct.
	W	L	T Pct.	N.Y. Giants	12	4	0 .750
Miami	11	5	0 .688	Philadelphia †	11	5	0 .688
Indianapolis †	10	6	0 .625	Washington	8	8	0 .500
N.Y. Jets	9	7	0 .563	Dallas	5	11	0 .313
Buffalo	8	8	0 .500	Arizona	3	13	0 .188
New England	5	11	0 .313				

AFC Championship: Baltimore 16, Oakland 3
NFC Championship: N.Y. Giants 41, Minnesota 0
Super Bowl XXXV: Baltimore 34, N.Y. Giants 7

TEAM STATISTICS

	CHIEFS	OPP.
TOTAL FIRST DOWNS	321	330
Rushing/Passing/Penalty	84/207/30	103/201/26
3rd Down: Made/Att	75/204	84/207
3rd Down Pct.	36.8	40.6
4th Down: Made/Att	4/13	8/11
4th Down Pct.	30.8	72.7
TOTAL NET YARDS	5614	5280
Avg. Per Game	350.9	330.0
Total Plays	999	1041
Avg. Per Play	5.6	5.1
NET YARDS RUSHING	1465	1809
Avg. Per Game	91.6	113.1
Total Rushes	383	441
NET YARDS PASSING	4149	3471
Avg. Per Game	258.3	216.9
Sacked/Yards Lost	34/259	51/266
Gross Yards	4408	3737
Attempts/Completions	582/342	549/358
Pct. of Completions	58.8	65.2
Had Intercepted	15	15
PUNTS/AVERAGE	82/44.6	78/43.1
Net Punting Avg.	82/35.8	78/36.8
PUNT RETURNS/YARDS	37/295	43/559
KICKOFF RETURNS/YARDS	70/1466	70/1679
PENALTIES/YARDS	118/848	108/1020
FUMBLES/BALL LOST	23/11	19/14
TOUCHDOWNS	44	42
Rushing/Passing	12/29	13/25
Defensive/Kicking Game	3/0	4/0
TIME OF POSSESSION	27:36	32:24

SCORE BY PERIODS	1	2	3	4	OT	Total
CHIEFS TOTAL	50	99	82	124	0	355
Opp. Total	75	123	64	89	3	354

INDIVIDUAL STATISTICS

	PASSING							
	Att.	Cmp.	Yds.	Pct.	TD	Int	LG	Rating
Grbac	547	326	4169	59.6	28	14	81t	89.9
Moon	34	15	208	44.1	1	1	41	61.9
Morris	1	1	31	100.0	0	0	31	118.8
CHIEFS TOTAL	582	342	4408	58.8	29	15	81t	88.5
Opp. Total	549	358	3737	65.2	25	15	47	88.6

	PASS RECEIVING				
	No.	Yds.	Avg.	LG	TD
Gonzalez	93	1203	12.9	39	9
Alexander	78	1391	17.8	81t	10
Richardson	58	468	8.1	24	3
Morris	48	678	14.1	47	3
Lockett	33	422	12.8	34t	2
Anders	15	76	5.1	12	0
Drayton	8	70	8.8	21	2
Parker	3	41	13.7	27	0
Dunn	2	26	13.0	20	0
Bennett	2	17	8.5	13	0
Cloud	2	16	8.0	13	0
CHIEFS TOTAL	342	4408	12.9	81t	29
Opp. Total	358	3737	10.4	47	25

	RUSHING				
	No.	Yds.	Avg.	LG	TD
Richardson	147	697	4.7	33	3
Anders	76	331	4.4	69	2
Moreau	67	179	2.7	22	4
Grbac	30	110	3.7	22	1
Cloud	30	84	2.8	15t	1
Alexander	3	45	15.0	26	0
Bennett	27	24	0.9	6	1
Moon	2	2	1.0	2	0
Parker	1	-7	-7.0	-7	0
CHIEFS TOTAL	383	1465	3.8	69	12
Opp. Total	441	1822	4.1	50	13

TEAM LEADERS

Scoring: Todd Peterson	70 pts.	25 PATs, 15 FGs
INTs: James Hasty	4-53 yds., 0 TDs	
Tackles: Donnie Edwards	151 (119 solo)	
Sacks: Eric Hicks	14.0 (73.0 yds.)	
Punting: Todd Sauerbrun	82-3656 yds., 44.6 avg., 28 In 20, 68 LG	
Punt Returns: Kevin Lockett	26-208 yds., 8.0 avg., 0 TDs	
Kickoff Returns: Mike Cloud	36-779 yds., 21.6 avg., 0 TDs	



		Preseason (2-2)			
8/15	W 22-20	TENNESSEE	75,152		
8/21	L 7-17	TAMPA BAY	76,292		
8/26	L 6-31	at Jacksonville	56,932		
9/3	W 34-27	at San Diego	46,005		
		Regular Season (9-7)			
9/12	L 17-20	at Chicago	58,381		
9/19	W 26-10	DENVER	78,683		
9/26	W 31-21	DETROIT	78,384		
10/3	L 14-21	at San Diego	58,099		
10/10	W 16-14	NEW ENGLAND	78,636		
10/21	W 35-8	at Baltimore (Thur) (N)	68,771		
10/31	W 34-0	SAN DIEGO	78,473		
11/7	L 17-25	at Indianapolis	56,689		
11/14	L 10-17	at Tampa Bay	64,927		
11/21	L 19-30	SEATTLE	78,714		
11/28	W 37-34	at Oakland	48,632		
12/5	W 16-10	at Denver	73,855		
12/12	W 31-28	MINNESOTA (N)	78,932		
12/18	W 35-19	PITTSBURGH (Sat)	78,697		
12/26	L 14-23	at Seattle	66,332		
1/2	L 38-41 OT	OAKLAND	79,026		

REGULAR STARTERS

OFFENSE		DEFENSE	
WR Andre Rison	LE Eric Hicks	LT Chester McGlockton	RT Tom Barndt
LT Glenn Parker	RE Leslie O'Neal	QB Dan Williams	CB Derrick Thomas
LG Dave Szott	TE Tony Gonzalez	RB Marcuscus Patton	DE Donnie Edwards
C Tim Grunhard	WR Derrick Alexander	LB Cris Dishman	SS Reggie Tongue
RG Will Shields	QB Elvis Grbac	FS Jerome Woods	P Pete Stoyanovich
RT Victor Riley	FB Tony Richardson	K Pete Stoyanovich	
TE Tony Gonzalez			
WR Derrick Alexander			
QB Elvis Grbac			
FB Tony Richardson			
RB Bam Morris			
K Pete Stoyanovich			

PRO BOWLERS IN BOLD

AMERICAN CONFERENCE				NATIONAL CONFERENCE			
Western Division				Western Division			
	W	L	T Pct.		W	L	T Pct.
Seattle	9	7	0.563	St. Louis	13	3	0.813
Kansas City	9	7	0.563	Carolina	8	8	0.500
San Diego	8	8	0.500	Atlanta	5	11	0.313
Oakland	8	8	0.500	San Francisco	4	12	0.250
Denver	6	10	0.375	New Orleans	3	13	0.188
Central Division				Central Division			
	W	L	T Pct.		W	L	T Pct.
Jacksonville	14	2	0.875	Tampa Bay	11	5	0.688
Tennessee †	13	3	0.813	Minnesota †	10	6	0.625
Baltimore	8	8	0.500	Detroit †	8	8	0.500
Pittsburgh	6	10	0.375	Green Bay	8	8	0.500
Cincinnati	4	12	0.250	Chicago	6	10	0.375
Cleveland	2	14	0.125	Eastern Division			
	W	L	T Pct.		W	L	T Pct.
Indianapolis	13	3	0.813	Washington	10	6	0.625
Buffalo †	11	5	0.688	Dallas †	8	8	0.500
Miami †	9	7	0.563	N.Y. Giants	7	9	0.438
N.Y. Jets	8	8	0.500	Arizona	6	10	0.375
New England	8	8	0.500	Philadelphia	5	11	0.313

AFC Championship: Tennessee 33, Jacksonville 14
NFC Championship: St. Louis 11, Tampa Bay 6
Super Bowl XXXIV: St. Louis 23, Tennessee 16

TEAM STATISTICS

	CHIEFS	OPP.
TOTAL FIRST DOWNS	282	281
Rushing/Passing/Penalty	108/164/10	80/173/28
3rd Down: Made/Att	96/243	65/215
3rd Down Pct.	39.5	30.2
4th Down: Made/Att	6/11	6/13
4th Down Pct.	54.5	46.2
TOTAL NET YARDS	5321	5039
Avg. Per Game	332.6	314.9
Total Plays	1049	1033
Avg. Per Play	5.1	4.9
NET YARDS RUSHING	2082	1557
Avg. Per Game	130.1	97.3
Total Rushes	521	415
NET YARDS PASSING	3239	3482
Avg. Per Game	202.4	217.6
Sacked/Yards Lost	26/170	40/286
Gross Yards	3409	3768
Attempts/Completions	502/295	578/317
Pct. of Completions	58.8	54.8
Had Intercepted	15	25
PUNTS/AVERAGE	104/40.9	98/43.5
Net Punting Avg.	104/35.1	98/35.4
PUNT RETURNS/YARDS	58/706	46/406
KICKOFF RETURNS/YARDS	63/1182	78/1544
PENALTIES/YARDS	126/982	107/787
FUMBLES/BALL LOST	22/9	31/20
TOUCHDOWNS	47	38
Rushing/Passing	14/22	10/24
Defensive/Kicking Game	9/2	1/3
TIME OF POSSESSION	30:20	29:40

SCORE BY PERIODS	1	2	3	4	OT	Total
CHIEFS TOTAL	84	105	93	108	0	390
Opp. Total	50	133	74	62	3	322

INDIVIDUAL STATISTICS

PASSING									
	Att.	Cmp.	Yds.	Pct.	TD	Int	LG	Rating	
Grbac	499	294	3389	58.9	22	15	86t	81.7	
Moon	3	1	20	33.3	0	0	20	57.6	
CHIEFS TOTAL	502	295	3409	58.8	22	15	86t	81.5	
Opp. Total	578	317	3768	54.8	24	25	54	70.8	

PASS RECEIVING									
	No.	Yds.	Avg.	LG	TD				
Gonzalez	76	849	11.2	73t	11				
Alexander	54	832	15.4	86t	2				
Horn	35	586	16.7	76t	6				
Lockett	34	426	12.5	39t	2				
Richardson	24	141	5.9	29	0				
Rison	21	218	10.4	20	0				
Shehe	18	136	7.6	17	0				
Johnson	10	98	9.8	19	1				
Bennett	10	41	4.1	12	0				
Morris	7	37	5.3	9	0				
Cloud	3	25	8.3	12	0				
Anders	2	14	7.0	9	0				
Jacoby	1	6	6.0	6	0				
CHIEFS TOTAL	295	3409	11.6	86t	22				
Opp. Total	317	3768	11.9	54	24				

RUSHING					
	No.	Yds.	Avg.	LG	TD
Bennett	161	627	3.9	44	8
Morris	120	414	3.5	24	3
Richardson	84	387	4.6	26	1
Shehe	65	238	3.7	18	1
Anders	32	181	5.7	46	0
Cloud	35	128	3.7	14	1
Alexander	2	82	41.0	82t	1
Horn	2	15	7.5	9	0
Grbac	19	10	0.5	8	0
Pope	1	0	0.0	0	0
CHIEFS TOTAL	521	2082	4.0	82t	14
Opp. Total	415	1557	3.8	45	10

TEAM LEADERS

Scoring: Pete Stoyanovich	108	pts: 45 PATs, 21 FGs
INTs: James Hastly	7-98	yds., 2 TDs
Tackles: Donnie Edwards	143	(105 solo)
Sacks: Derrick Thomas	7.0	(65.0 yds.)
Punting: Daniel Pope	101-4218	yds., 41.8 avg., 20 In 20, 64 LG
Punt Returns: Tamarick Vanover	51-627	yds., 12.3 avg., 2 TDs
Kickoff Returns: Tamarick Vanover	44-886	yds., 20.1 avg., 0 TDs



7-9 • 4th AFC West • Marty Schottenheimer

Preseason (2-3)

8/1	L	24-27 OT	Green Bay (Tokyo, Japan)...	42,018
8/8	W	17-13	Tampa Bay (Norman, OK)...	43,657
8/15	L	0-34	at Minnesota	60,995
8/22	W	22-21	JACKSONVILLE	71,079
8/28	L	6-10	ST. LOUIS	69,501

Regular Season (7-9)

9/6	W	28-8	OAKLAND (N)	78,945
9/13	L	16-21	at Jacksonville	69,821
9/20	W	23-7	SAN DIEGO	73,730
9/27	W	24-21	at Philadelphia	66,675
10/4	W	17-6	SEATTLE (N)	66,418
10/11	L	10-40	at New England	59,749
10/26	L	13-20	PITTSBURGH (Mon) (N)	79,431
11/1	L	17-20	N.Y. JETS	65,104
11/8	L	12-24	at Seattle	66,251
11/16	L	7-30	DENVER (Mon) (N)	78,100
11/22	L	37-38	at San Diego	59,894
11/29	W	34-24	ARIZONA	69,613
12/6	L	31-35	at Denver	74,962
12/13	W	20-17	DALLAS	77,697
12/20	L	7-28	at N.Y. Giants	66,400
12/26	W	31-24	at Oakland (Sat)	52,679

REGULAR STARTERS

OFFENSE		DEFENSE	
WR	Andre Rison	LE	John Browning
LT	Jeff Criswell	NT	Tom Barndt
LG	Glenn Parker	RE	Chester McGlockton
C	Tim Grunhard	FALC	Derrick Thomas
RG	Will Shields		Leslie O'Neal
RT	Victor Riley	ILB	Wayne Simmons
TE	Tony Gonzalez	MLB	Donnie Edwards
WR	Derrick Alexander	RLB	Anthony Davis
QB	Elvis Grbac	LCB	Dale Carter
	Rich Gannon		Mark McMillian
FB	Kimble Anders	RCB	James Hasty
RB	Donnell Bennett	SS	Reggie Tongue
K	Pete Stoyanovich	FS	Jerome Woods
		P	Louie Aguiar

PRO BOWLERS IN BOLD

AMERICAN CONFERENCE				NATIONAL CONFERENCE			
Western Division				Western Division			
	W	L	T Pct.		W	L	T Pct.
Denver	14	2	0 .875	Atlanta	14	2	0 .875
Oakland	8	8	0 .500	San Francisco †	12	4	0 .750
Seattle	8	8	0 .500	New Orleans	6	10	0 .375
Kansas City	7	9	0 .438	Carolina	4	12	0 .250
San Diego	5	11	0 .313	St. Louis	4	12	0 .250
Central Division				Central Division			
	W	L	T Pct.		W	L	T Pct.
Jacksonville	11	5	0 .688	Minnesota	15	1	0 .938
Tennessee	8	8	0 .500	Green Bay †	11	5	0 .688
Pittsburgh	7	9	0 .438	Tampa Bay	8	8	0 .500
Baltimore	6	10	0 .375	Detroit	5	11	0 .313
Cincinnati	3	13	0 .188	Chicago	4	12	0 .250
Eastern Division				Eastern Division			
	W	L	T Pct.		W	L	T Pct.
N.Y. Jets	12	4	0 .750	Dallas	10	6	0 .625
Buffalo †	10	6	0 .625	Arizona †	9	7	0 .563
Miami †	10	6	0 .625	N.Y. Giants	8	8	0 .500
New England †	9	7	0 .563	Washington	6	10	0 .375
Indianapolis	3	13	0 .188	Philadelphia	3	13	0 .188

AFC Championship: Denver 23, N.Y. Jets 10
NFC Championship: Atlanta 30, Minnesota 27
Super Bowl XXXIII: Denver 34, Atlanta 19

TEAM STATISTICS

		CHIEFS	OPP.
TOTAL FIRST DOWNS		289	321
Rushing/Passing/Penalty		103/153/33	119/146/56
3rd Down: Made/Att		70/220	69/204
3rd Down Pct.		31.8	33.8
4th Down: Made/Att		13/25	6/12
4th Down Pct.		52.0	50.0
TOTAL NET YARDS		4808	4854
Avg. Per Game		300.5	303.4
Total Plays		1012	1010
Avg. Per Play		4.8	4.8
NET YARDS RUSHING		1548	1869
Avg. Per Game		96.8	116.8
Total Rushes		433	491
NET YARDS PASSING		3260	2985
Avg. Per Game		203.8	186.6
Sacked/Yards Lost		36/212	40/268
Gross Yards		3472	3253
Attempts/Completions		543/305	479/259
Pct. of Completions		56.2	54.1
Had Intercepted		18	13
PUNTS/AVERAGE		77/42.3	77/42.2
Net Punting Avg.		77/34.0	77/36.0
PUNT RETURNS/YARDS		38/316	41/513
KICKOFF RETURNS/YARDS		63/1319	69/1374
PENALTIES/YARDS		158/1304	138/1292
FUMBLES/BALL LOST		35/14	36/20
TOUCHDOWNS		35	44
Rushing/Passing		19/15	22/17
Defensive/Kicking Game		1/0	3/2
TIME OF POSSESSION		29:53	30:07

SCORE BY PERIODS	1	2	3	4	OT	Total
CHIEFS TOTAL	77	67	105	78	0	327
Opp. Total	101	100	65	97	0	363

INDIVIDUAL STATISTICS

		PASSING							
		Att.	Cmp.	Yds.	Pct.	TD	Int	LG	Rating
Gannon		354	206	2305	58.2	10	6	80t	80.1
Grbac		188	98	1142	52.1	5	12	65	53.1
Hughes		1	1	25	100.0	0	0	25	118.8
CHIEFS TOTAL		543	305	3472	56.2	15	18	80t	70.9
Opp. Total		479	259	3253	54.1	17	13	58	76.0
		PASS RECEIVING							
		No.	Yds.	Avg.	LG	TD			
Anders		64	462	7.2	29	2			
Gonzalez		59	621	10.5	32	2			
Alexander		54	992	18.4	65	4			
Rison		40	542	13.6	80t	5			
Lockett		19	281	14.8	38	0			
Bennett		16	91	5.7	14	1			
Horn		14	198	14.1	57	1			
Popson		13	90	6.9	17	0			
Morris		12	95	7.9	29	0			
Shehee		10	73	7.3	14	0			
Richardson		2	13	6.5	15	0			
Hughes		1	10	10.0	10	0			
Shields		1	4	4.0	4	0			
CHIEFS TOTAL		305	3472	11.4	80t	15			
Opp. Total		259	3253	12.6	58	17			
		RUSHING							
		No.	Yds.	Avg.	LG	TD			
Bennett		148	527	3.6	26	5			
Morris		129	481	3.7	38	8			
Anders		58	230	4.0	20	1			
Gannon		44	168	3.8	21	3			
Shehee		22	57	2.6	10	0			
Richardson		20	45	2.3	6	2			
Grbac		7	27	3.9	10	0			
Rison		2	12	6.0	11	0			
Vanover		2	1	0.5	2	0			
Horn		1	0	0.0	0	0			
CHIEFS TOTAL		433	1548	3.6	38	19			
Opp. Total		491	1869	3.8	72t	22			

TEAM LEADERS

Scoring: Pete Stoyanovich 115 pts: 34 PATs, 27 FGs
 INTs: James Hasty 4-42 yds., 0 TDs
 Tackles: Donnie Edwards 151 (97 solo)
 Sacks: Derrick Thomas 12.0 (-79.0 yds.)
 Punting: Louie Aguiar 75-3226 yds., 43.0 avg., 20 in 20, 59 LG
 Punt Returns: Tamarick Vanover 27-264 yds., 9.8 avg., 0 TDs
 Kickoff Returns: Tamarick Vanover 41-956 yds., 23.3 avg., 0 TDs



Preseason (1-3)		
8/2	L	14-28 PITTSBURGH..... 72,726
8/9	L	7-26 at New Orleans..... 55,211
8/14	W	30-10 CAROLINA 76,972
8/22	L	13-14 at St. Louis..... 63,936
Regular Season (13-3)		
8/31	L	3-19 at Denver 75,600
9/8	W	28-27 at Oakland (Mon) (N) 61,523
9/14	W	22-16 BUFFALO 78,169
9/21	W	35-14 at Carolina 67,402
9/28	W	20-17 OT SEATTLE 77,877
10/5	L	14-17 at Miami 71,794
10/16	W	31-3 SAN DIEGO (Thur) (N) 77,196
10/26	W	28-20 at St. Louis..... 64,864
11/3	W	13-10 PITTSBURGH (Mon) (N) ... 78,301
11/9	L	10-24 at Jacksonville 70,444
11/16	W	24-22 DENVER 77,963
11/23	W	19-14 at Seattle 66,264
11/30	W	44-9 SAN FRANCISCO 77,535
12/7	W	30-0 OAKLAND 76,379
12/14	W	29-7 at San Diego..... 54,594
12/21	W	25-13 NEW ORLEANS 66,772
AFC Divisional Playoff Game		
1/4	L	10-14 DENVER (Sat)..... 76,965

REGULAR STARTERS

OFFENSE		DEFENSE	
WR	Andre Rison	LT	Vaughn Booker
LG	Jeff Criswell	RT	Joe Phillips
LG	Dave Szott	RE	John Browning
C	Tim Murrhard	LOLB	Derrick Thomas
RG	Will Shields	ILB	Terry Wooden
RT	Glenn Parker	MLB	Wayne Simmons
TE	Ted Popson	MLB	Donnie Edwards
WR	Lake Dawson	ROLB	Anthony Davis
QB	Elvis Grbac	LCB	Dale Carter
FB	Kimble Anders	RCB	James Hasty
RB	Greg Hill	SS	Reggie Tongue
K	Pete Stoyanovich	FS	Jerome Woods
		P	Louie Aguiar

PRO BOWLERS IN BOLD

AMERICAN CONFERENCE				NATIONAL CONFERENCE			
Western Division				Western Division			
	W	L	T Pct.		W	L	T Pct.
Kansas City	13	3	0 .813	San Francisco	13	3	0 .813
Denver †	12	4	0 .750	Atlanta	7	9	0 .438
Seattle	8	8	0 .500	Carolina	7	9	0 .438
Oakland	4	12	0 .250	New Orleans	6	10	0 .375
San Diego	4	12	0 .250	St. Louis	5	11	0 .313
Central Division				Central Division			
	W	L	T Pct.		W	L	T Pct.
Pittsburgh	11	5	0 .688	Green Bay	13	3	0 .813
Jacksonville †	11	5	0 .688	Tampa Bay †	10	6	0 .625
Tennessee	8	8	0 .500	Detroit †	9	7	0 .563
Cincinnati	7	9	0 .438	Minnesota †	9	7	0 .563
Baltimore	6	9	1 .406	Chicago	4	12	0 .250
Eastern Division				Eastern Division			
	W	L	T Pct.		W	L	T Pct.
New England	10	6	0 .625	N.Y. Giants	10	5	1 .656
Miami †	9	7	0 .563	Washington	8	7	1 .531
N.Y. Jets	9	7	0 .563	Philadelphia	6	9	1 .406
Buffalo	6	10	0 .375	Dallas	6	10	0 .375
Indianapolis	3	13	0 .188	Arizona	4	12	0 .250

AFC Championship: Denver 24, Pittsburgh 21
NFC Championship: Green Bay 23, San Francisco 10
Super Bowl XXXII: Denver 31, Green Bay 24

TEAM STATISTICS

	CHIEFS	OPP.
TOTAL FIRST DOWNS	315	278
Rushing/Passing/Penalty	129/163/23	94/158/26
3rd Down: Made/Att.	93/225	65/206
3rd Down Pct.	41.3	31.6
4th Down: Made/Att.	5/16	4/13
4th Down Pct.	31.3	30.8
TOTAL NET YARDS	5064	4880
Avg. Per Game	316.5	305.0
Total Plays	1054	974
Avg. Per Play	4.8	5.0
NET YARDS RUSHING	2171	1621
Avg. Per Game	135.7	101.3
Total Rushes	529	413
Avg. Per Play	4.1	3.9
NET YARDS PASSING	2893	3259
Avg. Per Game	180.8	203.7
Sacked/Yards Lost	32/236	54/359
Gross Yards	3129	3618
Attempts/Completions	493/281	507/271
Pct. of Completions	57.0	53.5
Had Intercepted	10	21
PUNTS/AVERAGE	83/42.0	84/41.3
Net Punting Avg.	38.0	33.9
PUNT RETURNS/YARDS	35/383	39/255
KICKOFF RETURNS/YARDS	54/1345	80/1672
PENALTIES/YARDS	121/1035	113/977
FUMBLES/LOST	21/10	30/13
TOUCHDOWNS	42	23
Rushing/Passing	15/20	8/15
Returns: Off./Def./Kicking Game*	1/4/2	0/0
TIME OF POSSESSION	31:16	28:44

SCORE BY PERIODS	1	2	3	4	OT	Total
CHIEFS TOTAL	63	149	59	101	3	375
Opp. Total	61	80	47	44	0	232

INDIVIDUAL STATISTICS

	PASSING						
	Att.	Cmp.	Yds.	Pct.	TD	LG	Rating
Grbac	314	179	1943	57.6	11	6	55†
Gannon	175	98	1144	56.0	7	4	47
Tolliver	1	1	-8	100.0	0	0	-8
Allen	2	2	15	100.0	2	0	14†
Aguiar	1	1	35	100.0	0	0	35
CHIEFS TOTAL	493	281	3129	57.0	20	10	55†
Opp. Total	507	271	3618	53.5	15	21	78

	PASS RECEIVING						
	No.	Yds.	Avg.	LG	TD		
Rison	72	1092	15.2	45	7		
Anders	59	453	7.7	55†	2		
Popson	35	320	9.1	21	2		
Gonzalez	33	368	11.2	30	2		
Dawson	21	273	13.0	27	2		
Hill	12	126	10.5	39	0		
Allen	11	86	7.8	18	0		
Vanover	7	92	13.1	42	0		
Hughes	7	65	9.3	14†	2		
Bennett	7	5	0.7	4	0		
Perriman	6	83	13.8	27	0		
Walker	5	60	12.0	22	0		
Richardson	3	6	2.0	3†	3		
Horn	2	65	32.5	47	0		
Lockett	1	35	35.0	35	0		
CHIEFS TOTAL	281	3129	11.1	55†	20		
Opp. Total	271	3618	13.4	78	15		

	RUSHING				
	No.	Yds.	Avg.	LG	TD
Hill	157	550	3.5	38	0
Allen	124	505	4.1	30	1†
Anders	79	397	5.0	43	0
Bennett	94	369	3.9	14	1
Grbac	30	168	5.6	20	1
Gannon	33	109	3.3	13	2
Vanover	5	50	10.0	17	0
Aguiar	2	11	5.5	6	0
Richardson	2	11	5.5	6	0
Tolliver	2	-1	-0.5	0	0
Rison	1	2	2.0	2	0
CHIEFS TOTAL	529	2171	4.1	43	15
Opp. Total	413	1621	3.9	45	8

TEAM LEADERS

Scoring: Pete Stoyanovich	113 pts:	35 PATs, 26 FGs
INTs: Mark McMillan	8-274 yds., 3 TDs	
Tackles: Reggie Tongue	142 (91 solo)	
Sacks: Dan Williams	10.5 (-57.5 yds.)	
Punting: Louie Aguiar	82-3465 yds., 42.3 avg., 28 In 20, 65 LG	
Punt Returns: Tamarick Vanover	35-383 yds., 10.9 avg., 1 TD	
Kickoff Returns: Tamarick Vanover	51-1308 yds., 25.6 avg., 1 TD	



Preseason (3-1)				
8/5	W	32-6	Dallas (Mon) (Monterrey, Mex.)	45,128
8/10	W	42-6	NEW ORLEANS	65,710
8/17	L	30-34	ST. LOUIS	72,191
8/22	W	14-10	at Chicago	51,111
Regular Season (9-7)				
9/1	W	20-19	at Houston	27,725
9/8	W	19-3	OAKLAND	79,281
9/15	W	35-17	at Seattle	39,790
9/22	W	17-14	DENVER	79,439
9/29	L	19-22	at San Diego	59,384
10/7	L	7-17	PITTSBURGH (Mon) (N)	79,189
10/17	W	34-16	SEATTLE (Thur) (N)	76,057
10/27	L	7-34	at Denver	75,652
11/3	W	21-6	at Minnesota	59,552
11/10	W	27-20	GREEN BAY	79,281
11/17	W	14-10	CHICAGO	76,762
11/24	L	14-28	SAN DIEGO	69,472
11/28	W	28-24	at Detroit (Thur) (Thnks.)	75,079
12/9	L	7-26	at Oakland (Mon) (N)	57,082
12/15	L	19-24	INDIANAPOLIS	71,136
12/22	L	9-20	at Buffalo	68,671

REGULAR STARTERS

OFFENSE		DEFENSE	
WR	Chris Penn	LE	Neil Smith
LT	John Alt	LT	Joe Phillips
LG	Dave Szott	RT	Dan Saleaumua
C	Tim Grunhard	RE	Vaughn Booker
RG	Will Shields	LOLB	Derrick Thomas
RT	Ricky Sglar	MLB	Tracy Simien
TE	Derrick Walker	ROLB	Anthony Davis
WR	Sean LaChapelle	LCB	Dale Carter
	Tamarick Vanover	RCB	James Hastly
QB	Steve Bono	SS	Brian Washington
FB	Kimble Anders	FS	Mark Collins
RB	Marcus Allen	P	Louie Aguiar
K	Pete Stoyanovich		

PRO BOWLERS IN BOLD

AMERICAN CONFERENCE				NATIONAL CONFERENCE			
Western Division				Western Division			
	W	L	T Pct.		W	L	T Pct.
Denver	13	3	0 .813	Carolina	12	4	0 .750
Kansas City	9	7	0 .563	San Francisco †	12	4	0 .750
San Diego	8	8	0 .500	St. Louis	6	10	0 .375
Oakland	7	9	0 .438	Atlanta	3	13	0 .188
Seattle	7	9	0 .438	New Orleans	3	13	0 .188
Central Division				Central Division			
	W	L	T Pct.		W	L	T Pct.
Pittsburgh	10	6	0 .625	Green Bay	13	3	0 .813
Jacksonville †	9	7	0 .563	Minnesota †	9	7	0 .563
Cincinnati	8	8	0 .500	Chicago	7	9	0 .438
Houston	8	8	0 .500	Tampa Bay	6	10	0 .375
Baltimore	4	12	0 .250	Detroit	5	11	0 .313
Eastern Division				Eastern Division			
	W	L	T Pct.		W	L	T Pct.
New England	11	5	0 .688	Dallas	10	6	0 .625
Buffalo †	10	6	0 .625	Philadelphia †	10	6	0 .625
Indianapolis †	9	7	0 .563	Washington	9	7	0 .563
Miami	8	8	0 .500	Arizona	7	9	0 .438
N.Y. Jets	1	15	0 .063	N.Y. Giants	6	10	0 .375

AFC Championship: New England 20, Jacksonville 6
NFC Championship: Green Bay 30, Carolina 13
Super Bowl XXXI: Green Bay 35, New England 21

TEAM STATISTICS

	CHIEFS	OPP.
TOTAL FIRST DOWNS	312	296
Rushing/Passing/Penalty	111/168/33	84/184/28
3rd Down: Made/Att.	77/221	92/218
3rd Down Pct.	34.8	42.2
4th Down: Made/Att.	8/17	3/10
4th Down Pct.	47.1	30.0
TOTAL NET YARDS	4899	5204
Avg. Per Game	306.2	325.3
Total Plays	1045	1008
Avg. Per Play	4.7	5.2
NET YARDS RUSHING	2009	1666
Avg. Per Game	125.6	104.1
Total Rushes	488	441
Avg. Per Play	4.1	3.8
NET YARDS PASSING	2890	3538
Avg. Per Game	180.6	221.1
Sacked/Yards Lost	27/203	31/193
Gross Yards	3093	3731
Attempts/Completions	530/290	536/289
Completion Pct.	54.7	53.9
Had Intercepted	14	17
PUNTS/AVERAGE	88/41.7	71/41.8
Net Punting Avg.	33.8	36.2
PUNT RETURNS/YARDS	33/282	42/492
KICKOFF RETURNS/YARDS	66/1567	64/1300
PENALTIES/YARDS	122/901	103/876
FUMBLES/LOST	17/10	23/10
TOUCHDOWNS	35	32
Rushing/Passing	15/18	11/19
Defensive/Kicking Game	1/1	1/1
TIME OF POSSESSION	30:39	29:21

SCORE BY PERIODS	1	2	3	4	OT	Total
CHIEFS TOTAL	61	108	38	90	0	297
Opp. Total	81	76	72	71	0	300

INDIVIDUAL STATISTICS

	PASSING							Rating
	Att.	Cmp.	Yds.	Pct.	TD	Int	LG	
Bono	438	235	2572	53.7	12	13	69	68.0
Gannon	90	54	491	60.0	6	1	25	92.4
Allen	1	0	0	0.0	0	0	0	39.6
Hughes	1	1	30	100.0	0	0	30	118.8
CHIEFS TOTAL	530	290	3093	54.7	18	14	69	72.3
Opp. Total	536	289	3731	53.9	19	17	55	74.6

	PASS RECEIVING				
	No.	Yds.	Avg.	LG	TD
Anders	60	529	8.8	45	2
Penn	49	528	12.8	28	5
LaChapelle	27	422	15.6	69	2
Allen	27	270	10.0	59	0
Vanover	21	241	11.5	24	1
McNair	21	181	8.6	29	1
Johnson	18	189	10.5	26	1
Hughes	17	167	9.8	26	1
Cash	14	80	5.7	20	0
Walker	9	73	8.1	24	1
Bennett	8	21	2.6	10	0
Carter	6	89	14.8	46t	1
Dawson	5	83	16.6	25	1
Hill	3	60	20.0	34t	1
Horn	2	30	15.0	21	0
Richardson	2	18	9.0	17	1
Bailey	1	12	12.0	12	0
CHIEFS TOTAL	290	3093	10.7	69	18
Opp. Total	289	3731	12.9	55	19

	RUSHING				
	No.	Yds.	Avg.	LG	TD
Allen	206	830	4.0	35	9
Hill	135	645	4.8	28	4
Anders	54	201	3.7	15t	2
Bennett	36	166	4.6	34	0
Gannon	12	81	6.8	19	0
McNair	9	32	3.6	9	0
Bono	26	27	1.0	17	0
Richardson	4	10	2.5	4	0
Horn	4	8	8.0	8	0
Vanover	1	6	1.5	6	0
Carter	1	3	3.0	3	0
CHIEFS TOTAL	488	2009	4.1	35	15
Opp. Total	441	1666	3.8	65t	11

TEAM LEADERS

Scoring:	Pete Stoyanovich	85 pts:	34 PATS, 17 FGs
INTs:	Mark Collins	6-45 yds., 0 TDs	
Tackles:	Mark Collins	119 (94 solo)	
Sacks:	Derrick Thomas	13.0 (-109.0 yds.)	
Punting:	Louie Aguiar	88-3667 yds., 41.7 avg., 25 In 20, 68 LG	
Punt Returns:	Tamarick Vanover	17-116 yds., 6.8 avg., 0 TDs	
Kickoff Returns:	Tamarick Vanover	33-854 yds., 25.9 avg., 1 TD	



Preseason (3-1)					
8/5	W	37-21	WASHINGTON	70,807	
8/11	L	17-22	at Arizona	37,622	
8/19	W	36-10	BUFFALO	76,299	
8/26	W	17-13	at Minnesota	39,349	
Regular Season (13-3)					
9/3	W	34-10	at Seattle	54,062	
9/10	W	20-17 OT	N.Y. GIANTS	77,962	
9/17	W	23-17 OT	OAKLAND	78,696	
9/24	L	17-35	at Cleveland	74,280	
10/1	W	24-3	at Arizona	50,211	
10/9	W	29-23 OT	SAN DIEGO (Mon) (N)	79,288	
10/15	W	31-26	NEW ENGLAND	77,992	
10/22	W	21-7	at Denver	71,044	
11/5	W	24-3	WASHINGTON	77,821	
11/12	W	22-7	at San Diego	59,285	
11/19	W	20-13	HOUSTON (N)	77,576	
11/23	L	12-24	at Dallas (Thur) (Thks)	64,901	
12/1	W	29-23	at Oakland	53,930	
12/11	L	6-13	at Miami (Mon) (N)	70,321	
12/17	W	20-17	DENVER	75,061	
12/24	W	26-3	SEATTLE	75,784	
AFC Divisional Playoff Game					
1/7	L	7-10	INDIANAPOLIS (Sat)	77,594	

REGULAR STARTERS

OFFENSE		DEFENSE	
WR	Lake Dawson	LE	Neil Smith
LG	Webster Slaughter	LT	Joe Phillips
LG	John Alt	RT	Dan Saleaumua
LT	Dave Szott	RE	Vaughn Booker
C	Tim Grunhard	LOLB	Darren Mickell
RB	Will Shields	MLB	George Jamison
RT	Ricky Siglar	MLB	Tracy Simien
	Jeff Criswell	ROLB	Derrick Thomas
TE	Keith Cash	LCB	Dale Carter
	Derrick Walker	RCB	James Hasty
WR	Willie Davis	SS	Brian Washington
QB	Steve Bono	FS	Mark Collins
FB	Kimble Anders	P	Louie Aguiar
RB	Marcus Allen		
K	Lin Elliott		

PRO BOWLERS IN BOLD

AMERICAN CONFERENCE					NATIONAL CONFERENCE				
Western Division					Western Division				
	W	L	T	Pct.		W	L	T	Pct.
Kansas City	13	3	0	.813	San Francisco	11	5	0	.689
San Diego †	9	7	0	.563	Atlanta †	9	7	0	.563
Denver	8	8	0	.500	St. Louis	7	9	0	.438
Seattle	8	8	0	.500	Carolina	7	9	0	.438
Oakland	8	8	0	.500	New Orleans	7	9	0	.438
Central Division					Central Division				
	W	L	T	Pct.		W	L	T	Pct.
Pittsburgh	11	5	0	.689	Green Bay	11	5	0	.689
Cincinnati	7	9	0	.438	Detroit †	10	6	0	.625
Houston	7	9	0	.438	Chicago	9	7	0	.563
Cleveland	5	11	0	.313	Minnesota	8	8	0	.500
Jacksonville	4	12	0	.250	Tampa Bay	7	9	0	.438
Eastern Division					Eastern Division				
	W	L	T	Pct.		W	L	T	Pct.
Buffalo	10	6	0	.625	Dallas	12	4	0	.750
Indianapolis †	9	7	0	.563	Philadelphia †	10	6	0	.615
Miami †	9	7	0	.563	Washington	6	10	0	.375
New England	6	10	0	.375	N.Y. Giants	5	11	0	.313
N.Y. Jets	3	13	0	.188	Arizona	4	12	0	.250

AFC Championship: Pittsburgh 20, Indianapolis 16
NFC Championship: Dallas 38, Green Bay 27
Super Bowl XXX: Dallas 27, Pittsburgh 17

TEAM STATISTICS

	CHIEFS	OPP.
TOTAL FIRST DOWNS	285	289
Rushing/Passing/Penalty	113/164/18	83/178/28
3rd Down: Made/Att.	82/231	78/229
3rd Down Pct.	35.5	34.1
4th Down: Made/Att.	15/22	7/18
4th Down Pct.	68.2	38.9
TOTAL NET YARDS	5242	4549
Avg. Per Game	327.6	284.3
Total Plays	1059	1047
Avg. Per Play	4.9	4.3
NET YARDS RUSHING	2222	1327
Avg. Per Game	138.9	82.9
Total Rushes	507	404
Avg. Per Play	4.4	3.3
NET YARDS PASSING	3020	3222
Avg. Per Game	188.8	201.4
Sacked/Yards Lost	21/158	47/347
Gross Yards	317.8	358.9
Attempts/Completions	531/300	596/329
Pct. of Completions	56.5	55.2
Had Intercepted	10	16
PUNTS/AVERAGE	91/43.8	102/41.8
Net Punting Avg.	36.5	35.1
PUNT RETURNS/YARDS	58/561	42/433
KICKOFF RETURNS/YARDS	55/1306	71/1448
PENALTIES/YARDS	116/651	106/828
FUMBLE/LOST	17/11	35/17
TOUCHDOWNS	42	26
Rushing/Passing	14/21	7/16
Defensive/Kicking Game	4/3	5/0
TIME OF POSSESSION	31:08	28:52

SCORE BY PERIODS	1	2	3	4	OT	Total
CHIEFS TOTAL	70	120	56	97	15	358
Opp. Total	68	59	29	85	0	241

INDIVIDUAL STATISTICS

	PASSING							
	Att.	Cmp.	Yds.	Pct.	TD	Int	LG	Rating
Bono	520	293	3121	56.3	21	10	60†	79.5
Gannon	11	7	57	63.6	0	18	76.7	
CHIEFS TOTAL	531	300	3178	56.5	21	10	60†	79.4
Opp. Total	596	329	3569	55.2	16	16	49	70.8

	PASS RECEIVING							
	No.	Yds.	Avg.	LG	TD			
Anders	55	349	6.3	28	1			
Cash	42	419	10.0	38†	1			
Dawson	40	513	12.8	45†	5			
Slaughter	34	514	15.1	38	4			
W. Davis	33	527	16.0	60†	5			
Allen	27	210	7.8	20	0			
Walker	25	205	8.2	18†	1			
Hughes	14	103	7.4	16	1			
Vanover	11	231	21.0	57	2			
Thompson	9	37	4.1	7	0			
Hill	7	45	6.4	13	0			
Bennett	1	12	12.0	12	0			
Penn.	1	12	12.0	12	0			
Valerio	1	1	1.0	1†	1			
CHIEFS TOTAL	300	3178	10.6	60†	21			
Opp. Total	29	3569	10.6	49	16			

	RUSHING				
	No.	Yds.	Avg.	LG	TD
Allen	207	890	4.3	38	5
Hill	155	667	4.3	27	1
Anders	58	398	6.9	44	2
Bono	28	113	4.0	76†	5
Thompson	28	73	2.6	10	0
Vanover	6	31	5.2	13	0
Gannon	8	25	3.1	12†	1
Richardson	8	18	2.3	5	0
Bennett	7	11	1.6	11	0
Hughes	1	5	5.0	5	0
Dawson	1	-9	-9.0	-9	0
CHIEFS TOTAL	507	2222	4.4	76†	14
Opp. Total	404	1327	3.3	27	7

TEAM LEADERS

Scoring:	Lin Elliott	106 pts:	34 PATs, 24 FGs
INTs:	Dale Carter	4-45 yds., 0 TDs	
Tackles:	Tracy Simien	106 (75 solo)	
Sacks:	Neil Smith	12.0 (-82.0 yds)	
Punting:	Louie Aguiar	91-3990 yds., 43.8 avg., 29 In 20, 65 LG	
Punt Returns:	Tamarick Vanover	51-540 yds., 10.6 avg., 1 TD	
Kickoff Returns:	Tamarick Vanover	43-1095 yds., 25.5 avg., 2 TDs	



9-7 • 2nd AFC West • Marty Schottenheimer

Preseason (2-3)

7/31	W	24-17	HOUSTON	70,732
8/7	L	9-17	Minnesota (Tokyo, Japan)	49,555
8/12	W	17-14	at Washington	40,778
8/22	L	18-21	CHICAGO	75,114
8/26	L	3-24	at Buffalo	46,166

Regular Season (9-7)

9/4	W	30-17	at New Orleans	69,362
9/11	W	24-17	SAN FRANCISCO	79,907
9/18	W	30-10	at Atlanta (N)	67,357
9/25	L	0-16	L.A. RAMS	78,184
10/9	L	6-20	at San Diego	62,923
10/17	W	31-28	at Denver (Mon) (N)	75,151
10/23	W	38-23	SEATTLE	78,847
10/30	L	10-44	at Buffalo	79,501
11/6	W	13-3	L.A. RAIDERS (N)	78,709
11/13	L	13-14	SAN DIEGO	78,997
11/20	W	20-13	CLEVELAND	69,121
11/27	L	9-10	at Seattle	54,120
12/4	L	17-20 OT	DENVER	77,831
12/12	L	28-45	at Miami (Mon) (N)	71,578
12/18	W	31-9	HOUSTON	74,474
12/24	W	19-9	at L.A. Raiders (Sat)	64,130

AFC Wild Card Playoff Game

12/31	L	17-27	at Miami (Sat)	67,487
-------	---	-------	----------------	--------

REGULAR STARTERS

OFFENSE		DEFENSE	
WR	J.J. Birden	LE	Neil Smith
LT	John Alt	LT	Joe Phillips
LG	Dave Szott	RT	Dan Saleaumua
C	Tim Grunhard	RE	Darren Mickell
RG	Will Shields	LOLB	Derrick Thomas
RT	Ricky Sigrar	MLB	Tracy Simien
	Derrick Graham	ROLB	George Jamison
TE	Keith Cash	LCB	Mark Collins
	Derrick Walker	RCB	Dale Carter
WR	Willie Davis	SS	David Whitmore
QB	Joe Montana	FS	William White
FB	Kimble Anders	P	Louie Aguiar
RB	Marcus Allen		
K	Lin Elliott		

PRO BOWLERS IN BOLD

AMERICAN CONFERENCE					NATIONAL CONFERENCE				
Western Division					Western Division				
	W	L	T	Pct.		W	L	T	Pct.
San Diego	11	5	0	.699	San Francisco	13	3	0	.813
Kansas City †	9	7	0	.563	New Orleans	7	9	0	.438
L.A. Raiders	9	7	0	.563	Atlanta	7	9	0	.438
Denver	7	9	0	.438	L.A. Rams	4	12	0	.250
Seattle	6	10	0	.375	Central Division				
	W	L	T	Pct.		W	L	T	Pct.
Pittsburgh	12	4	0	.750	Minnesota	10	6	0	.625
Cleveland †	11	5	0	.688	Green Bay †	9	7	0	.563
Cincinnati	3	13	0	.188	Detroit †	9	7	0	.563
Houston	2	14	0	.125	Chicago †	9	7	0	.563
	W	L	T	Pct.	Tampa Bay	6	10	0	.375
Eastern Division					Eastern Division				
	W	L	T	Pct.		W	L	T	Pct.
Miami	10	6	0	.625	Dallas	12	4	0	.750
New England †	10	6	0	.625	N.Y. Giants	9	7	0	.563
Indianapolis	8	8	0	.500	Arizona	8	8	0	.500
Buffalo	7	9	0	.438	Philadelphia	7	9	0	.438
N.Y. Jets	6	10	0	.375	Washington	3	13	0	.188

AFC Championship: San Diego 17, Pittsburgh 13
 NFC Championship: San Francisco 38, Dallas 28
 Super Bowl XXIX: San Francisco 49, San Diego 26

TEAM STATISTICS

	CHIEFS	OPP
TOTAL FIRST DOWNS	322	289
Rushing/Passing/Penalty	97/211/14	93/164/32
3rd Down: Made/Att.	94/238	80/212
3rd Down Pct.	39.5	37.7
4th Down: Made/Att.	12/23	8/14
4th Down Pct.	52.2	57.1
TOTAL NET YARDS	5692	5000
Avg. Per Game	355.8	312.5
Total Plays	1098	989
Avg. Per Play	5.2	5.1
NET YARDS RUSHING	1732	1734
Avg. Per Game	108.3	108.4
Total Rushes	464	446
Avg. Per Play	3.7	3.9
NET YARDS PASSING	3660	3266
Avg. Per Game	247.5	204.1
Sacked/Yards Lost	19/132	39/234
Gross Yards	4092	3500
Attempts/Completions	615/366	504/300
Pct. of Completions	59.5	59.5
Had Intercepted	14	12
PUNTS/AVERAGE	85/42.1	85/45.0
Net Punting Avg.	34.5	38.9
PUNT RETURNS/YARDS	43/316	50/506
KICKOFF RETURNS/YARDS	55/1300	63/1447
PENALTIES/YARDS	127/911	119/925
FUMBLES/LOST	21/12	36/26
TOUCHDOWNS	34	35
Rushing/Passing	12/20	11/23
Defensive/Kicking Game	1/1	1/0
TIME OF POSSESSION	30:55	29:05

SCORE BY PERIODS	1	2	3	4	OT	Total
CHIEFS TOTAL	52	92	79	96	0	319
Opp. Total	40	84	72	99	3	298

INDIVIDUAL STATISTICS

	PASSING							
	Att.	Cmp.	Yds.	Pct.	TD	Int	LG	Rating
Montana	493	299	3283	60.6	16	9	57†	83.6
Bono	117	66	796	56.4	4	4	62†	74.6
Blundin	5	1	13	20.0	0	1	13	0.0
CHIEFS TOTAL	615	366	4092	59.5	20	14	62†	80.8
Opp. Total	504	300	3500	59.5	23	12	72†	85.9

	PASS RECEIVING				
	No.	Yds.	Avg.	LG	TD
Anders	67	525	7.8	30	1
W. Davis	51	822	16.1	62†	5
Birden	48	637	13.3	44	4
Allen	42	349	8.3	38	0
Dawson	37	537	14.5	50	2
D. Walker	36	382	10.6	57†	2
Martin	21	307	14.6	61	1
Cash	19	192	10.1	31	2
Hill	16	92	5.8	21	0
Hughes	7	80	11.4	22	0
Bennett	7	53	7.6	15	0
Greene	6	69	11.5	20	1
Penn.	3	24	8.0	13	0
Dickerson	2	11	5.5	6	0
Johnson	2	7	3.5	5	0
Valerio	2	5	2.5	4	2
CHIEFS TOTAL	366	4092	11.2	62†	20
Opp. Total	300	3500	11.7	72†	23

	RUSHING				
	No.	Yds.	Avg.	LG	TD
Allen	189	709	3.8	36†	7
Hill	141	574	4.1	20	1
Anders	62	231	3.7	19	2
Bennett	46	178	3.9	17	2
Dawson	3	24	8.0	13	0
Montana	18	17	0.9	13	0
Dickerson	1	0	0.0	0	0
Bono	4	-1	-0.2	2	0
CHIEFS TOTAL	464	1732	3.7	36†	12
Opp. Total	446	1734	3.9	60	11

TEAM LEADERS

Scoring: Lin Elliott	105 pts: 30 PATS, 25 FGs
INTs: Charles Mincy	3-49 yds., 0 TDs
Tackles: Tracy Simien	99 (65 solo)
Sacks: Neil Smith	11.5 (-89.0 yds.)
Punting: Louie Aguiar	85-3582 yds., 42.1 avg., 15 In 20, 61 LG
Punt Returns: Danan Hughes	27-192 yds., 7.1 avg., 0 TDs
Kickoff Returns: Ron Dickerson	21-472 yds., 22.5 avg., 1 TD



Preseason (3-1)				
8/7	W	29-21	at Green Bay (Milwaukee, WI)	51,655
8/12	L	7-30	BUFFALO	73,550
8/21	W	27-20	MINNESOTA	73,080
8/27	W	27-20	at New England	46,501
Regular Season (11-5)				
9/5	W	27-3	at Tampa Bay	63,378
9/12	L	0-30	at Houston	59,780
9/20	W	15-7	DENVER (Mon) (N)	78,453
10/3	W	24-9	L.A. RAIDERS	77,395
10/10	W	17-15	CINCINNATI	75,394
10/17	W	17-14	at San Diego	60,729
10/31	L	10-30	at Miami	67,765
11/8	W	23-16	GREEN BAY (Mon) (N)	76,742
11/14	W	31-20	at L.A. Raiders	66,553
11/21	L	17-19	CHICAGO	76,872
11/28	W	23-7	BUFFALO	74,452
12/5	W	31-16	at Seattle	58,551
12/12	L	21-27	at Denver	75,882
12/19	W	28-24	SAN DIEGO	74,778
12/26	L	10-30	at Minnesota (N)	59,236
1/2	W	34-24	SEATTLE	72,136
AFC Wild Card Playoff Game				
1/8	W	27-24 OT	PITTSBURGH (Sat)	74,515
AFC Divisional Playoff Game				
1/16	W	28-20	at Houston	64,011
AFC Championship Game				
1/23	L	13-30	at Buffalo	76,642

REGULAR STARTERS

OFFENSE		DEFENSE	
WR	J.J. Birden	LE	Neil Smith
LT	John Alt	RT	Joe Phillips
LG	Dave Sزت	LT	Dan Saleaumua
C	Tim Grunthard	RBK	Derrick Thomas
RG	Will Shields	LOLB	Tracy Rogers
RT	Ricky Sgilar	MLB	Tracy Simien
TE	Jonathan Hayes	ROLB	Lonnie Marts
WR	Willie Davis	LCB	Albert Lewis
QB	Joe Montana	RCB	Kevin Ross
FB	Kimble Anders	SS	Dale Carter
RB	Marcus Allen	FS	Doug Terry
K	Nick Lowery	P	Martin Bayless
			David Whitmore
			Kevin Ross
			Bryan Barker

PRO BOWLERS IN BOLD

AMERICAN CONFERENCE					NATIONAL CONFERENCE				
Western Division					Western Division				
Kansas City	W	L	T	Pct.	San Francisco	W	L	T	Pct.
L.A. Raiders †	10	6	0	.625	New Orleans	8	8	0	.500
Denver †	9	7	0	.563	Atlanta	6	10	0	.375
San Diego	8	8	0	.500	L.A. Rams	5	11	0	.313
Seattle	6	10	0	.375	Central Division				
					Detroit	W	L	T	Pct.
					Houston	12	4	0	.750
					Minnesota †	9	7	0	.563
					Pittsburgh †	9	7	0	.563
					Cleveland	7	9	0	.438
					Cincinnati	3	13	0	.188
					Tampa Bay	5	11	0	.313
					Eastern Division				
					Buffalo	W	L	T	Pct.
					Miami	9	7	0	.563
					N.Y. Jets	8	8	0	.500
					New England	5	11	0	.313
					Indianapolis	4	12	0	.250
					Dallas	12	4	0	.750
					N.Y. Giants †	11	5	0	.688
					Philadelphia	8	8	0	.500
					Phoenix	7	9	0	.438
					Washington	4	12	0	.250

AFC Championship: Buffalo 30, Kansas City 13
 NFC Championship: Dallas 38, San Francisco 21
 Super Bowl XXVIII: Dallas 30, Buffalo 13

TEAM STATISTICS

	CHIEFS	OPP.
TOTAL FIRST DOWNS	300	300
Rushing/Passing/Penalty	94/180/26	103/161/36
3rd Down: Made/Att.	82/203	86/210
3rd Down Pct.	40.4	41.0
4th Down: Made/Att.	4/9	3/13
4th Down Pct.	44.4	23.1
TOTAL NET YARDS	4835	4771
Avg. Per Game	302.2	298.2
Total Plays	970	1013
Avg. Per Play	5.0	4.7
NET YARDS RUSHING	1655	1620
Avg. Per Game	103.4	101.3
Total Rushes	445	453
Avg. Per Play	3.7	3.6
NET YARDS PASSING	3180	3151
Avg. Per Game	198.8	196.9
Sacked/Yards Lost	35/204	35/228
Gross Yards	3384	3379
Attempts/Completions	490/287	525/312
Pct. of Completions	58.6	59.4
Had Intercepted	10	21
PUNTS/AVERAGE	77/42.1	68/44.6
Net Punting Avg.	35.4	37.8
PUNT RETURNS/YARDS	37/348	43/352
KICKOFF RETURNS/YARDS	45/675	49/1007
PENALTIES/YARDS	122/969	127/1015
FUMBLES/LOST	28/18	30/17
TOUCHDOWNS	37	30
Rushing/Passing	14/20	11/18
Defensive/Kicking Game	2/1	1/0
TIME OF POSSESSION	29:29	30:31

SCORE BY PERIODS	1	2	3	4	OT	Total
CHIEFS TOTAL	71	108	82	67	0	328
Opp. Total	51	86	50	104	0	291

INDIVIDUAL STATISTICS

	PASSING							Rating
	Att.	Cmp.	Yds.	Pct.	TD	Int	LG	
Montana	298	181	2144	60.7	13	7	50t	87.4
Krieg	189	105	1238	55.6	7	3	66t	81.4
Blundin	3	1	2	33.3	0	0	2	42.4
Anders	0	0	0	0.0	0	0	0	-1.0
CHIEFS TOTAL	490	287	3384	58.6	20	10	66t	84.8
Opp. Total	525	312	3379	59.4	18	21	77t	73.2

	PASS RECEIVING				LG	TD
	No.	Yds.	Avg.	LG		
Davis	52	909	17.5	66t	7	
Birden	51	721	14.1	50t	2	
Anders	40	326	8.2	27	1	
Allen	34	238	7.0	18t	3	
Hayes	24	331	13.8	49	1	
Cash	24	242	10.1	24	4	
Barnett	17	192	10.7	25	1	
McNair	10	74	7.4	24	0	
F. Jones	9	111	12.3	19	0	
H. Jones	7	91	13.0	22	0	
Dyal	7	83	11.9	31	0	
H. Williams	7	42	6.0	14	0	
E. Thompson	4	33	8.3	13	0	
Valerio	1	1	1.0	11	1	
CHIEFS TOTAL	287	3384	11.8	66t	20	
Opp. Total	312	3379	10.8	77t	18	

	RUSHING				LG	TD
	No.	Yds.	Avg.	LG		
Allen	206	764	3.7	39	12	
Anders	75	291	3.9	18	0	
McNair	51	278	5.5	47	2	
H. Williams	42	149	3.5	19	0	
Montana	25	64	2.6	17	0	
F. Jones	5	34	6.8	13	0	
E. Thompson	11	28	2.5	14	0	
Krieg	21	24	1.1	20	0	
J. Stephens	6	18	3.0	7	0	
Barnett	1	3	3.0	3	0	
Carter	1	2	2.0	2	0	
Cash	1	0	0.0	0	0	
CHIEFS TOTAL	445	1655	3.7	39	14	
Opp. Total	453	1620	3.6	38	11	

TEAM LEADERS

Scoring: Nick Lowery	106 pts.	37 PATs.	23 FGs
INTs: Albert Lewis	6-61 yds.	0 TDs	
Tackles: Tracy Simien	105 (68 solo)		
Sacks: Neil Smith	15.0 (-127.0 yds.)		
Punting: Bryan Barker	76-3240 yds., 42.6 avg., 19 In 20, 59 LG		
Punt Returns: Dale Carter	27-247 yds., 9.1 avg., 0 TDs		
Kickoff Returns: Danan Hughes	14-266 yds., 19.0 avg., 0 TDs		



Preseason (1-3)		
8/8	L	13-21 at Green Bay 54,322
8/15	L	0-30 at Minnesota 38,132
8/24	W	35-0 BUFFALO 71,481
8/28	L	10-21 INDIANAPOLIS 65,557
Regular Season (10-6)		
9/6	W	24-10 at San Diego 45,024
9/13	W	26-7 SEATTLE 75,125
9/20	L	20-23 OT at Houston 60,955
9/28	W	27-7 L.A. RAIDERS (Mon) (N) 77,486
10/4	L	19-20 at Denver 75,629
10/11	W	24-17 PHILADELPHIA 76,626
10/18	L	10-17 at Dallas 64,115
10/25	L	3-27 PITTSBURGH (N) 76,175
11/8	W	16-14 SAN DIEGO 72,826
11/15	W	35-16 WASHINGTON 75,238
11/22	W	24-14 at Seattle (N) 49,867
11/29	W	23-7 at N.Y. Jets 57,375
12/6	L	7-28 at L.A. Raiders 45,227
12/13	W	27-20 NEW ENGLAND 52,208
12/19	L	21-35 at N.Y. Giants (Sat) 53,427
12/27	W	42-20 DENVER 76,240
AFC Wild Card Playoff Game		
1/2	L	0-17 at San Diego (Sat) 58,278

REGULAR STARTERS

OFFENSE		DEFENSE	
WR	J.J. Birden	LE	Neil Smith
LT	John Alt	NT	Dan Saleaumua
LG	Dave Szott	DT	Joe Phillips
C	Tim Grunhard	RE	Leonard Griffin
RG	Dave Lutz	LOLB	Chris Martin
RT	Rich Baldinger	LILB	Ervin Randle
TE	Jonathan Hayes	MLB	Tracy Simien
WR	Willie Davis	ROLB	Derrick Thomas
QB	Dave Krieg	LCB	Kevin Ross
TE	Keith Cash	RCB	Albert Lewis
RB	Barry Word	SS	Martin Bayless
RB	Bill Jones	FS	Charles Mincy
K	Nick Lowery	P	Bryan Barker

PRO BOWLERS IN BOLD

AMERICAN CONFERENCE				NATIONAL CONFERENCE			
Western Division				Western Division			
	W	L	T Pct.		W	L	T Pct.
San Diego	11	5	0 .699	San Francisco	14	2	0 .875
Kansas City †	10	6	0 .625	New Orleans †	12	4	0 .750
Denver	8	8	0 .500	Atlanta	6	10	0 .375
L.A. Raiders	7	9	0 .438	L.A. Rams	6	10	0 .375
Seattle	2	14	0 .125				
Central Division				Central Division			
	W	L	T Pct.		W	L	T Pct.
Pittsburgh	11	5	0 .688	Minnesota	11	5	0 .688
Houston †	10	6	0 .352	Green Bay	9	7	0 .563
Cleveland	7	9	0 .438	Tampa Bay	5	11	0 .313
Cincinnati	5	11	0 .313	Chicago	5	11	0 .313
				Detroit	5	11	0 .313
Eastern Division				Eastern Division			
	W	L	T Pct.		W	L	T Pct.
Miami	11	5	0 .688	Dallas	13	3	0 .813
Buffalo †	11	5	0 .688	Philadelphia †	11	5	0 .688
Indianapolis	9	7	0 .563	Washington †	9	7	0 .563
N.Y. Jets	4	12	0 .250	N.Y. Giants	6	10	0 .375
New England	2	14	0 .125	Phoenix	4	12	0 .250

AFC Championship: Buffalo 29, Miami 10
NFC Championship: Dallas 30, San Francisco 20
Super Bowl XXVII: Dallas 52, Buffalo 17

TEAM STATISTICS

	CHIEFS	OPP.
TOTAL FIRST DOWNS	246	256
Rushing/Passing/Penalty	87/134/25	97/145/14
3rd Down: Made/Att.	71/207	73/205
3rd Down Pct.	34.3	35.6
4th Down: Made/Att.	5/14	6/11
4th Down Pct.	35.7	54.5
TOTAL NET YARDS	4324	4324
Avg. Per Game	270.3	270.3
Total Plays	907	949
Avg. Per Play	4.8	4.6
NET YARDS RUSHING	1532	1787
Avg. Per Game	95.8	111.7
Total Rushes	446	441
Avg. Per Play	3.4	4.1
NET YARDS PASSING	2792	2537
Avg. Per Game	174.5	158.6
Sacked/Yards Lost	48/323	50/391
Gross Yards	3115	2928
Attempts/Completions	413/230	458/253
Pct. of Completions	55.7	55.2
Had Intercepted	12	24
PUNTS/AVERAGE	86/42.2	80/43.1
Net Punting Avg.	35.4	36.0
PUNT RETURNS/YARDS	39/402	40/328
KICKOFF RETURNS/YARDS	39/722	64/1203
PENALTIES/YARDS	82/675	124/959
FUMBLE/ST. LOST	28/9	34/15
TOUCHDOWNS	40	34
Rushing/Passing	14/15	12/19
Defensive/Kicking Game	8/3	1/2
TIME OF POSSESSION	29:37	30:23

SCORE BY PERIODS	1	2	3	4	OT	Total
CHIEFS TOTAL	53	128	66	101	0	348
Opp. Total	68	57	64	90	3	282

INDIVIDUAL STATISTICS

	PASSING							Rating
	Att.	Cmp.	Yds.	Pct.	TD	Int	LG	
Krieg	413	230	3115	55.7	15	12	77f	79.9
CHIEFS TOTAL	413	230	3115	55.7	15	12	77f	79.9
Opp. Total	458	253	2928	55.2	19	24	62	66.7

	PASS RECEIVING				
	No.	Yds.	Avg.	LG	TD
McNair	44	380	8.6	36	1
Birden	42	644	15.3	72f	3
Davis	36	756	21.0	74f	3
Barnett	24	442	18.4	77f	4
F. Jones	18	265	14.7	56	0
Hargain	17	205	12.1	25	0
Cash	12	113	9.4	19	2
Word	9	80	8.9	22	0
Hayes	9	77	8.6	21	2
Anders	5	65	13.0	28	0
Harry	5	46	9.2	13	0
Williams	5	24	4.8	12	0
B. Jones	2	6	3.0	5	0
Dyal	1	7	7.0	7	0
Okoye	1	5	5.0	5	0
CHIEFS TOTAL	230	3115	13.5	77f	15
Opp. Total	253	2928	11.6	62	19

	RUSHING				
	No.	Yds.	Avg.	LG	TD
Word	163	607	3.7	44f	4
Okoye	144	448	3.1	22	6
Williams	78	262	3.4	11	1
McNair	21	124	5.9	30	1
Krieg	37	74	2.0	17	2
Harry	1	27	27.0	27	0
Anders	1	1	1.0	1	0
Davis	1	-11	-11.0	-11	0
CHIEFS TOTAL	446	1532	3.4	44f	14
Opp. Total	441	1787	4.1	40f	12

TEAM LEADERS

Scoring: Nick Lowery	105 pts: 39 PATS, 22 FGs
INTs: Dale Carter	7-65 yds., 1 TD
Tackles: Tracy Simien	97 (56 solo)
Sacks: Neil Smith	14.5 (-114.5 yds.)
	Derrick Thomas
Punting: Bryan Barker	75-3245 yds., 43.3 avg., 16 in 20, 65 LG
Punt Returns: Dale Carter	38-398 yds., 10.5 avg., 2 TDs
Kickoff Returns: Harvey Williams	21-405 yds., 19.3 avg., 0 TDs



Preseason (2-2)			
8/3	L	14-24	DALLAS
8/10	W	19-10	N.Y. Jets (St. Louis, MO)
8/17	W	38-14	DETROIT
8/23	L	7-20	at Tampa Bay
Regular Season (10-6)			
9/1	W	14-3	ATLANTA
9/8	L	10-17	NEW ORLEANS
9/16	L	7-17	at Houston (Mon) (N)
9/22	W	20-13	SEATTLE
9/29	W	14-13	at San Diego
10/7	W	33-6	BUFFALO (Mon) (N)
10/13	W	42-7	MIAMI
10/20	L	16-19	at Denver
10/28	W	24-21	L.A. RAIDERS (Mon) (N)
11/10	W	27-20	at L.A. Rams
11/17	L	20-24	DENVER
11/24	L	15-20	at Cleveland
12/1	W	19-6	at Seattle
12/8	W	20-17 OT	SAN DIEGO
12/14	L	14-28	at San Francisco (Sat)
12/22	W	27-21	at L.A. Raiders
AFC Wild Card Playoff Game			
12/28	W	10-6	L.A. RAIDERS (Sat)
AFC Divisional Playoff Game			
1/5	L	14-37	at Buffalo

REGULAR STARTERS

OFFENSE		DEFENSE	
WR	Robb Thomas	LE	Neil Smith
LT	John Alt	NT	Dan Saleaumua
LG	Dave Szott	RE	Bill Maas
C	Tim Grunhard	LOLB	Chris Martin
RG	Dave Lutz	LILB	Tracy Simien
RT	Rich Baldinger	RILB	Dino Hackett
TE	Jonathan Hayes	ROLB	Derrick Thomas
WR	Tim Barnett	LCB	Jayce Pearson
QB	Steve DeBerg	RCB	Kevin Ross
FB	Bill Jones	SS	Kevin Porter
RB	Christian Okoye	FS	Deron Cherry
K	Nick Lowery	P	Bryan Barker

PRO BOWLERS IN BOLD

AMERICAN CONFERENCE					NATIONAL CONFERENCE				
Western Division					Western Division				
	W	L	T	Pct.		W	L	T	Pct.
Denver	12	4	0	.750	New Orleans	11	5	0	.688
Kansas City †	10	6	0	.625	Atlanta †	10	6	0	.625
L.A. Raiders †	9	7	0	.563	San Francisco	10	6	0	.625
Seattle	7	9	0	.438	L.A. Rams	3	13	0	.188
San Diego	4	12	0	.250					
Central Division					Central Division				
	W	L	T	Pct.		W	L	T	Pct.
Houston	11	5	0	.688	Detroit	12	4	0	.750
Pittsburgh	7	9	0	.438	Chicago †	11	5	0	.688
Cleveland	6	10	0	.375	Minnesota	8	8	0	.500
Cincinnati	3	13	0	.188	Green Bay	4	12	0	.250
					Tampa Bay	3	13	0	.188
Eastern Division					Eastern Division				
	W	L	T	Pct.		W	L	T	Pct.
Buffalo	13	3	0	.813	Washington	14	2	0	.875
N.Y. Jets †	8	8	0	.500	Dallas †	11	5	0	.688
Miami	8	8	0	.500	Philadelphia	10	6	0	.625
New England	6	10	0	.375	N.Y. Giants	8	8	0	.500
Indianapolis	1	15	0	.063	Phoenix	4	12	0	.250

AFC Championship: Buffalo 10, Denver 7
NFC Championship: Washington 41, Detroit 10
Super Bowl XXVI: Washington 37, Buffalo 24

TEAM STATISTICS

	CHIEFS	OPP.
TOTAL FIRST DOWNS	322	275
Rushing/Passing/Penalty	127/172/23	88/168/19
3rd Down: Made/Att.	92/205	76/191
3rd Down Pct.	44.9	39.8
4th Down: Made/Att.	12/20	11/18
4th Down Pct.	60.0	61.1
TOTAL NET YARDS	5321	4998
Avg. Per Game	332.6	312.4
Total Plays	1021	927
Avg. Per Play	5.2	5.4
NET YARDS RUSHING	2217	1770
Avg. Per Game	138.6	110.6
Total Rushes	521	417
Avg. Per Play	4.3	4.2
NET YARDS PASSING	3104	3228
Avg. Per Game	194.0	201.8
Sacked/Yards Lost	21/177	39/304
Gross Yards	3281	3532
Attempts/Completions	479/284	471/279
Pct. of Completions	59.3	59.2
Had Intercepted	14	15
PUNTS/AVERAGE	57/40.4	60/42.5
Net Punting Avg.	35.0	36.5
PUNT RETURNS/YARDS	34/258	21/90
KICKOFF RETURNS/YARDS	48/978	57/1171
PENALTIES/YARDS	94/724	110/827
FUMBLES/LOST	22/8	27/18
TOUCHDOWNS	35	27
Rushing/Passing	14/19	9/17
Defensive/Kicking Game	2/0	2/0
TIME OF POSSESSION	31:16	28:44

SCORE BY PERIODS	1	2	3	4	OT	Total
CHIEFS TOTAL	44	91	79	105	3	322
Opp. Total	58	85	50	59	0	252

INDIVIDUAL STATISTICS

	PASSING							
	Att.	Cmp.	Yds.	Pct.	TD	Int	LG	Rating
DeBerg	434	256	2965	59.0	17	14	63	79.3
Vlasic	44	28	316	63.6	2	0	30	100.2
Williams	1	0	0	0.0	0	0	0	39.6
CHIEFS TOTAL	479	284	3281	59.3	19	14	63	81.1
Opp. Total	471	279	3532	59.2	17	15	71†	81.5

	PASS RECEIVING				
	No.	Yds.	Avg.	LG	TD
R. Thomas	43	494	11.5	39	1
Barnett	41	564	13.8	63	5
McNair	37	342	9.2	36	1
Harry	35	431	12.3	36	3
Birden	27	465	17.2	57†	2
Hayes	19	208	10.9	23	2
Williams	16	147	9.2	17	2
B. Jones	14	97	6.9	14	0
Holoahan	13	113	8.7	26	2
Paige	9	111	12.3	26	0
Stradford	9	91	10.1	17	0
F. Jones	8	85	10.6	23	0
Saxon	6	55	9.2	22	0
Okoye	3	34	11.3	13	0
Anders	2	30	15.0	17	0
Word	2	13	6.5	8	0
CHIEFS TOTAL	284	3281	11.6	63	19
Opp. Total	279	3532	12.7	71†	17

	RUSHING				
	No.	Yds.	Avg.	LG	TD
Okoye	225	1031	4.6	48	9
Word	160	684	4.3	37	4
Williams	97	447	4.6	21	1
McNair	5	51	5.1	11	0
Saxon	6	13	2.2	8	0
Stradford	1	7	7.0	7	0
Vlasic	1	-1	-1.0	-1	0
DeBerg	21	-15	-0.7	0	0
CHIEFS TOTAL	521	2217	4.3	48	14
Opp. Total	417	1770	4.2	60†	8

TEAM LEADERS

Scoring: Nick Lowery	110 pts:	35 PATS,	25 FGs
INTs: Deron Cherry	4-31 yds.,	0 TDs	
Tackles: Deron Cherry	116 (59 solo)		
Sacks: Derrick Thomas	13.5 (-112.0 yds.)		
Punting: Bryan Barker	57-2303 yds.,	40.4 avg.,	11 In 20, 57 LG
Punt Returns: Troy Stradford	22-150 yds.,	6.8 avg.,	0 TDs
Kickoff Returns: Harvey Williams	24-524 yds.,	21.8 avg.,	0 TDs



11-5 • 2nd AFC West • Marty Schottenheimer

Preseason (1-3)

8/11	L	3-19	L.A. Rams (Berlin, Germany)	55,429
8/18	L	0-20	N.Y. JETS	40,448
8/24	L	21-35	at Detroit	50,293
8/31	W	27-14	GREEN BAY	42,806

Regular Season (11-5)

9/9	W	24-21	MINNESOTA	68,363
9/17	L	23-24	at Denver (Mon) (N)	75,277
9/23	W	17-3	at Green Bay	58,817
9/30	W	34-0	CLEVELAND	77,704
10/7	L	19-23	at Indianapolis	54,950
10/14	W	43-24	DETROIT	74,312
10/21	L	7-19	at Seattle	60,358
11/4	W	9-7	L.A. RAIDERS	70,951
11/11	L	16-17	SEATTLE	71,285
11/18	W	27-10	SAN DIEGO	63,717
11/25	W	27-24	at L.A. Raiders	65,710
12/2	W	37-7	at New England	26,280
12/9	W	31-20	DENVER	74,347
12/16	L	10-27	HOUSTON	61,756
12/23	W	24-21	at San Diego	45,135
12/29	W	21-10	at Chicago (Sat)	60,262

AFC Wild Card Playoff Game

1/5	L	16-17	at Miami (Sat)	67,276
-----	---	-------	----------------	--------

REGULAR STARTERS

OFFENSE		DEFENSE	
WR	Robb Thomas	LE	Neil Smith
LT	John Alt	NT	Dan Saleaumua
LG	Frank Winters	RE	Bill Maas
	Dave Szott	LOLB	Chris Martin
C	Mike Webster	LILB	Percy Snow
	Tim Grunhard	RILB	Dino Hackett
RG	Dave Lutz	ROLB	Derrick Thomas
RT	Rich Baldinger	LCB	Albert Lewis
TE	Alfredo Roberts	RCB	Kevin Ross
	Jonathan Hayes	SS	Kevin Porter
WR	Stephone Paige	FS	Jeff Donaldson
QB	Steve DeBerg	FS	Deron Cherry
FB	Bill Jones	P	Bryan Barker
RB	Christian Okoye		Kelly Goodburn
K	Nick Lowery		

PRO BOWLERS IN BOLD

AMERICAN CONFERENCE				NATIONAL CONFERENCE			
Western Division				Western Division			
L.A. Raiders	W	L	T Pct.	San Francisco	W	L	T Pct.
Kansas City †	12	4	0.750	New Orleans †	8	8	0.500
Seattle	9	7	0.688	L.A. Rams	5	11	0.313
San Diego	6	10	0.375	Atlanta	5	11	0.313
Denver	5	11	0.313	Central Division			
Central Division				Central Division			
Cincinnati	W	L	T Pct.	Chicago	W	L	T Pct.
Houston †	9	7	0.563	Tampa Bay	6	10	0.375
Pittsburgh	9	7	0.563	Detroit	6	10	0.375
Cleveland	3	13	0.188	Green Bay	6	10	0.375
Eastern Division				Eastern Division			
Buffalo	W	L	T Pct.	N.Y. Giants	W	L	T Pct.
Miami †	13	3	0.813	Philadelphia †	10	6	0.625
Indianapolis	12	4	0.750	Washington †	10	6	0.625
N.Y. Jets	7	9	0.438	Dallas	7	9	0.438
New England	6	10	0.375	Phoenix	5	11	0.313
	1	15	0.063				

AFC Championship: Buffalo 51, L.A. Raiders 3
NFC Championship: N.Y. Giants 15, San Francisco 13
Super Bowl XXV: N.Y. Giants 20, Buffalo 19

TEAM STATISTICS

	CHIEFS	OPP.
TOTAL FIRST DOWNS	280	268
Rushing/Passing/Penalty	115/142/23	85/164/19
3rd Down: Made/Att.	91/222	81/204
3rd Down Pct.	41.0	39.7
4th Down: Made/Att.	7/10	3/15
4th Down Pct.	70.0	20.0
TOTAL NET YARDS	5215	4881
Avg. Per Game	325.9	305.1
Total Plays	975	945
Avg. Per Play	5.3	5.2
NET YARDS RUSHING	1948	1640
Avg. Per Game	121.8	102.5
Total Rushes	504	373
Avg. Per Play	3.9	4.4
NET YARDS PASSING	3267	3241
Avg. Per Game	204.2	202.6
Sacked/Yards Lost	22/191	60/421
Gross Yards	3458	3662
Attempts/Completions	449/260	512/267
Pct. of Completions	57.9	52.1
Had Intercepted	5	20
PUNTS/AVERAGE	61/38.7	72/37.0
Net Punting Avg.	32.9	32.3
PUNT RETURNS/YARDS	37/254	44/411
KICKOFF RETURNS/YARDS	46/784	81/1391
PENALTIES/YARDS	111/886	122/859
FUMBLE/LOST	30/14	38/25
TOUCHDOWNS	38	30
Rushing/Passing	11/23	12/16
Defensive/Kicking Game	2/2	0/2
TIME OF POSSESSION	31:30	28:30

SCORE BY PERIODS	1	2	3	4	OT	Total
CHIEFS TOTAL	86	123	71	89	0	369
Opp. Total	48	66	62	81	0	257

INDIVIDUAL STATISTICS

	PASSING							
	Att.	Cmp.	Yds.	Pct.	TD	Int	LG	Rating
DeBerg	444	258	3444	58.1	23	4	90t	96.3
Pelluer	5	2	14	40.0	0	1	11	8.3
CHIEFS TOTAL	449	260	3458	57.9	23	5	90t	94.9
Opp. Total	512	267	3662	52.1	16	20	87t	69.5
	PASS RECEIVING							
	No.	Yds.	Avg.	LG	TD			
Paige	65	1021	15.7	86t	5			
R. Thomas	41	545	13.3	47t	4			
Harry	41	519	12.7	60	2			
McNair	40	507	12.7	65	2			
B. Jones	19	137	7.2	19	5			
Birden	15	352	23.5	90t	3			
Roberts	11	119	10.8	27	0			
Hayes	9	83	9.2	21	1			
Mandley	7	97	13.9	24	0			
Word	4	28	7.0	10	0			
Okoye	4	23	5.8	8	0			
Whitaker	2	17	8.5	16	1			
F. Jones	1	5	5.0	5	0			
Saxon	1	5	5.0	5	0			
CHIEFS TOTAL	260	3458	13.3	90t	23			
Opp. Total	267	3662	13.7	87t	16			
	RUSHING							
	No.	Yds.	Avg.	LG	TD			
Word	204	1015	5.0	53t	4			
Okoye	245	805	3.3	32	7			
McNair	14	61	4.4	13	0			
B. Jones	10	47	4.7	14	0			
Saxon	3	15	5.0	8	0			
Pelluer	5	6	1.2	5	0			
Goodburn	1	5	5.0	5	0			
F. Jones	1	-1	-1.0	-1	0			
DeBerg	21	-5	-0.2	6	0			
CHIEFS TOTAL	504	1948	3.9	53t	11			
Opp. Total	373	1640	4.4	42	2			

TEAM LEADERS

Scoring: Nick Lowery	139	pts: 37 PATS, 34 FGs
INTs: Kevin Ross	5-97	yds., 0 TDs
Tackles: Dino Hackett	95	(53 solo)
Sacks: Derrick Thomas	20.0	(-150.0 yds)
Punting: Bryan Barker	64-2479	yds., 38.7 avg., 16 in 20, 56 LG
Punt Returns: Naz Worthen	25-180	yds., 7.2 avg., 0 TDs
Kickoff Returns: Todd McNair	14-227	yds., 16.2 avg., 0 TDs



Preseason (1-3)						
8/12	L	13-23	Minnesota (Memphis, TN)	63,528		
8/20	L	7-45	N.Y. GIANTS	36,820		
8/27	W	22-17	at Chicago	56,343		
9/1	L	13-15 OT	N.Y. JETS	41,105		
Regular Season (8-7-1)						
9/10	L	20-34	at Denver	74,284		
9/17	W	24-19	L.A. RAIDERS	71,741		
9/24	L	6-21	at San Diego	40,128		
10/1	L	17-21	CINCINNATI	61,356		
10/8	W	20-16	at Seattle	60,715		
10/15	L	14-20	at L.A. Raiders	40,453		
10/22	W	36-28	DALLAS	76,841		
10/29	L	17-23	at Pittsburgh	54,194		
11/5	W	20-10	SEATTLE	54,489		
11/12	L	13-16	DENVER	76,245		
11/19	T	10-10 OT	at Cleveland	77,922		
11/26	W	34-0	HOUSTON	51,342		
12/3	W	26-21	MIAMI	54,610		
12/10	W	21-3	at Green Bay	56,694		
12/17	L	13-20	SAN DIEGO	40,623		
12/24	W	27-24	at Miami	43,612		

REGULAR STARTERS

OFFENSE		DEFENSE	
WR	Pete Mandley	LE	Neil Smith
LT	John Alt	NT	Bill Maas
LG	Mark Adickes		Dan Saleaumua
C	Mike Webster	RE	Mike Bell
RG	Dave Lutz	LEOLB	Leonard Griffin
RT	Irv Eatman	LILB	Walker Lee Ashley
TE	Jonathan Hayes	RILB	Dino Hackett
WR	Stephone Paige	ROLB	Derrick Thomas
QB	Steve DeBerg	LCB	Albert Lewis
RB	Christian Okoye	RCB	Kevin Ross
RB	Herman Heard	SS	Kevin Porter
K	Nick Lowery	FS	Deron Cherry
		P	Kelly Goodburn

PRO BOWLERS IN BOLD

AMERICAN CONFERENCE					NATIONAL CONFERENCE				
Western Division					Western Division				
Denver	W	L	T	Pct.	San Francisco	W	L	T	Pct.
Kansas City	11	5	0	.688	L.A. Rams †	11	5	0	.688
L.A. Raiders	8	8	1	.531	New Orleans	9	7	0	.563
Seattle	7	9	0	.438	Atlanta	3	13	0	.188
San Diego	6	10	0	.375	Central Division				
Central Division					Eastern Division				
Cleveland	9	6	1	.594	Minnesota	10	6	0	.625
Houston †	9	7	0	.563	Green Bay	10	6	0	.625
Pittsburgh †	9	7	0	.563	Detroit	7	9	0	.438
Cincinnati	8	8	0	.500	Chicago	6	10	0	.375
Eastern Division					Eastern Division				
Buffalo	9	7	0	.563	Tampa Bay	5	11	0	.313
Indianapolis	8	8	0	.500	Western Division				
Miami	8	8	0	.500	Minnesota	10	6	0	.625
New England	5	11	0	.313	Philadelphia †	11	5	0	.688
N.Y. Jets	4	12	0	.250	Washington	10	6	0	.625
					Phoenix	5	11	0	.313
					Dallas	1	15	0	.063

AFC Championship: Denver 37, Cleveland 21
NFC Championship: San Francisco 30, L.A. Rams 3
Super Bowl XXIV: San Francisco 55, Denver 10

TEAM STATISTICS

	CHIEFS	OPP.
TOTAL FIRST DOWNS	304	252
Rushing/Passing/Penalty	120/165/19	92/140/20
3rd Down: Made/Att.	88/208	81/211
3rd Down Pct.	42.3	38.4
4th Down: Made/Att.	6/9	8/15
4th Down Pct.	66.7	53.3
TOTAL NET YARDS	5265	4293
Avg. Per Game	329.1	268.3
Total Plays	1017	952
Avg. Per Play	5.2	4.5
NET YARDS RUSHING	2227	1766
Avg. Per Game	139.2	110.4
Total Rushes	559	445
Avg. Per Play	4.0	4.0
NET YARDS PASSING	3038	2527
Avg. Per Game	189.9	157.9
Sacked/Yards Lost	23/182	36/294
Gross Yards	3220	2821
Attempts/Completions	435/259	471/236
Pct. of Completions	59.5	50.1
Had Intercepted	23	15
PUNTS/AVERAGE	67/40.1	82/39.1
Net Punting Avg.	33.8	32.9
PUNT RETURNS/YARDS	44/331	40/325
KICKOFF RETURNS/YARDS	52/915	55/1156
PENALTIES/YARDS	116/678	102/797
FUMBLES/LOST	32/18	32/18
TOUCHDOWNS	35	32
Rushing/Passing	18/14	9/16
Defensive/Kicking Game	2/1	5/2
TIME OF POSSESSION	32:35	27:25

SCORE BY PERIODS	1	2	3	4	OT	Total
CHIEFS TOTAL	67	137	53	61	0	318
Opp. Total	74	83	47	82	0	286

INDIVIDUAL STATISTICS

	PASSING							
	Att.	Cmp.	Yds.	Pct.	TD	Int	LG	Rating
DeBerg	324	196	2529	60.5	11	16	50	75.8
Jaworski	61	36	385	59.0	2	5	32	54.3
Pelluer	47	26	301	55.3	1	0	24	82.0
Elkins	2	1	5	50.0	1	5	16	17.7
Saxon	1	0	0	0.0	0	1	0	0.0
CHIEFS TOTAL	435	259	3220	59.5	14	23	50	71.2
Opp. Total	471	236	2821	50.1	16	15	64	66.8

	PASS RECEIVING				
	No.	Yds.	Avg.	LG	TD
Paige	44	759	17.3	50	2
Mandley	35	476	13.6	44	1
McNair	34	372	10.9	24	1
Harry	33	430	13.0	25	2
Heard	25	246	9.8	27	1
Weathers	17	192	11.3	27	0
Hayes	18	229	12.7	23	2
Saxon	11	86	7.8	18	0
Dressel	9	136	15.1	49	1
R. Thomas	8	58	7.3	12	2
Roberts	8	55	6.9	25	1
Carson	7	95	13.6	28	1
Worthen	5	69	13.8	21	0
Okoye	2	12	6.0	8	0
Gamble	2	1	5.0	6	0
Carruth	1	3	3.0	3	0
CHIEFS TOTAL	259	3220	12.4	50	14
Opp. Total	236	2821	12.0	64	16

	RUSHING				
	No.	Yds.	Avg.	LG	TD
Okoye	370	1480	4.0	59	12
Saxon	58	233	4.0	19	3
Heard	63	216	3.4	28	0
Pelluer	17	143	8.4	27	2
McNair	23	121	5.3	25	0
Gamble	6	24	4.0	20	1
Harry	1	9	9.0	9	0
Jaworski	4	5	1.3	4	0
Agee	1	3	3.0	3	0
Mandley	2	1	0.5	8	0
DeBerg	14	-8	-0.6	15	0
CHIEFS TOTAL	559	2227	4.0	59	18
Opp. Total	445	1766	4.0	63	9

TEAM LEADERS

Scoring: Nick Lowery	106	pts: 34 PATS, 24 FGs
INTS: Albert Lewis	4-37	yds., 0 TDs
Kevin Ross	4-29	yds., 0 TDs
Tackles: Deron Cherry	87	(45 solo)
Sacks: Derrick Thomas	10.0	(-95.5 yds.)
Punting: Kelly Goodburn	67-2688	yds., 40.1 avg., 25 In 20, 54 LG
Punt Returns: Pete Mandley	19-151	yds., 7.9 avg., 0 TDs
Kickoff Returns: Danny Copeland	26-466	yds., 17.9 avg., 0 TDs



4-11-1 • 5th AFC West • Frank Gansz

Preseason (2-1-1)

8/6	W	34-21	CINCINNATI	31,947
8/13	W	27-13	at Atlanta	23,369
8/19	T	21-21 OT	at Green Bay (Milwaukee, WI)	32,361
8/25	L	21-41	PHOENIX	36,883

Regular Season (4-11-1)

9/4	L	3-6	CLEVELAND	55,654
9/11	L	10-31	at Seattle	61,512
9/18	W	20-13	DENVER	63,268
9/25	L	23-24	SAN DIEGO	45,498
10/2	T	17-17 OT	at N.Y. Jets	66,110
10/9	L	6-7	at Houston	39,134
10/16	L	17-27	L.A. RAIDERS	77,078
10/23	L	6-7	DETROIT	66,926
10/30	L	10-17	at L.A. Raiders	36,103
11/6	L	11-17	at Denver	74,227
11/13	W	31-28	CINCINNATI	34,614
11/20	W	27-24	SEATTLE	33,152
11/27	L	10-16	at Pittsburgh	42,057
12/4	W	38-34	N.Y. JETS	30,059
12/11	L	12-28	at N.Y. Giants	69,809
12/18	L	13-24	at San Diego	26,339

REGULAR STARTERS

OFFENSE

WR	Carlos Carson
LT	John Alt
LG	Rich Baldinger
C	Tom Baugh
RG	Mark Adickes
RT	Irv Eatman
TE	Alfredo Roberts
	Jonathan Hayes
WR	Stephone Paige
QB	Steve DeBerg
RB	Christian Okoye
RB	Paul Palmer
K	Nick Lowery

DEFENSE

LE	Leonard Griffin
	Neil Smith
NT	Bill Maas
RE	Mike Bell
LOLB	Jack Del Rio
LILB	Aaron Pearson
RILB	Dino Hackett
ROLB	Tim Cofield
LCB	Albert Lewis
RCB	Kevin Ross
SS	Lloyd Burruss
	Kevin Porter
FS	Deron Cherry
P	Kelly Goodburn

PRO BOWLERS IN BOLD



Western Division

	W	L	T	Pct.
Seattle	9	7	0	.563
Denver	8	8	0	.500
L.A. Raiders	7	9	0	.438
San Diego	6	10	0	.375
Kansas City	4	11	1	.281

Central Division

	W	L	T	Pct.
Cincinnati	12	4	0	.750
Cleveland †	10	6	0	.625
Houston †	10	6	0	.625
Pittsburgh	5	11	0	.313

Eastern Division

	W	L	T	Pct.
Buffalo	12	4	0	.750
Indianapolis	9	7	0	.563
New England	9	7	0	.563
N.Y. Jets	8	7	1	.531
Miami	6	10	0	.375



Western Division

	W	L	T	Pct.
San Francisco	10	6	0	.625
L.A. Rams †	10	6	0	.625
New Orleans	10	6	0	.625
Atlanta	5	11	0	.313

Central Division

	W	L	T	Pct.
Chicago	12	4	0	.750
Minnesota †	11	5	0	.688
Tampa Bay	5	11	0	.313
Detroit	4	12	0	.250
Green Bay	4	12	0	.250

Eastern Division

	W	L	T	Pct.
Philadelphia	10	6	0	.625
N.Y. Giants	10	6	0	.625
Washington	7	9	0	.438
Phoenix	7	9	0	.438
Dallas	3	13	0	.188

AFC Championship: Cincinnati 21, Buffalo 10
 NFC Championship: San Francisco 28, Chicago 3
 Super Bowl XXIII: San Francisco 20, Cincinnati 16

TEAM STATISTICS

	CHIEFS	OPP.
TOTAL FIRST DOWNS	289	318
Rushing/Passing/Penalty	104/161/24	162/136/20
3rd Down: Made/Att.	88/224	94/209
3rd Down Pct.	39.3	45.0
4th Down: Made/Att.	12/18	61/3
4th Down Pct.	66.7	46.2
TOTAL NET YARDS	4844	5026
Avg. Per Game	302.8	314.1
Total Plays	1019	1042
Avg. Per Play	4.8	4.8
NET YARDS RUSHING	1713	2592
Avg. Per Game	107.1	162.0
Total Rushes	448	609
Avg. Per Play	3.8	4.3
NET YARDS PASSING	3131	2434
Avg. Per Game	195.7	152.1
Sacked/Yards Lost	43/353	23/157
Gross Yards	3484	2591
Attempts/Completions	528/282	410/214
Pct. of Completions	53.4	52.2
Had Intercepted	21	18
PUNTS/AVERAGE	76/40.3	63/40.2
Net Punting Avg.	31.9	34.2
PUNT RETURNS/YARDS	32/215	48/473
KICKOFF RETURNS/YARDS	56/925	57/1380
PENALTIES/YARDS	85/636	106/854
FUMBLES/LOST	21/12	30/13
TOUCHDOWNS	24	39
Rushing/Passing	8/16	23/12
Defensive/Kicking Game	0/0	2/2
TIME OF POSSESSION	28:31	31:29

SCORE BY PERIODS	1	2	3	4	OT	Total
CHIEFS TOTAL	51	74	47	82	0	254
Opp. Total	77	118	52	73	0	320

INDIVIDUAL STATISTICS

	PASSING							
	Att.	Cmp.	Yds.	Pct.	TD	Int	LG	Rating
DeBerg	414	224	2935	54.1	16	16	80t	73.5
Kenney	114	58	549	50.9	0	5	25	46.3
CHIEFS TOTAL	528	282	3484	53.4	16	21	80t	67.6
Opp. Total	410	214	2591	52.2	12	18	42t	63.4

	PASS RECEIVING					
	No.	Yds.	Avg.	LG	TD	
Paige	61	902	14.8	49	7	
Palmer	53	611	11.5	71t	4	
Carson	46	711	15.5	80t	3	
Harry	26	362	13.9	38	1	
Hayes	22	233	10.6	25	1	
Heard	20	198	9.9	32	0	
Saxon	19	177	9.3	22	0	
Roberts	10	104	10.4	20	0	
Taylor	9	105	11.7	36	0	
Okoye	8	51	6.4	12	0	
Moriarty	6	40	6.7	12	0	
Colbert	1	-3	-3.0	-3	0	
Gamble	1	-7	-7.0	-7	0	
CHIEFS TOTAL	282	3484	12.4	80t	16	
Opp. Total	214	2591	12.1	42t	12	

	RUSHING					
	No.	Yds.	Avg.	LG	TD	
Okoye	105	473	4.5	48	3	
Palmer	134	452	3.4	26t	2	
Heard	106	438	4.1	20t	0	
Saxon	60	236	3.9	14	2	
Moriarty	20	62	3.1	9	0	
DeBerg	18	30	1.7	13	1	
Goodburn	1	15	15.0	15	0	
Kenney	2	4	2.0	2	0	
Taylor	1	2	2.0	2	0	
Carson	1	1	1.0	1	0	
CHIEFS TOTAL	448	1713	3.8	48	8	
Opp. Total	609	2592	4.3	36	23	

TEAM LEADERS

Scoring: Nick Lowery	104 pts: 23 PATS, 27 FGs
INTs: Deron Cherry	7-51 yds, 0 TDs
Tackles: Deron Cherry	151 (90 solo)
Sacks: Bill Maas	4.0 (-34.0 yds.)
Punting: Kelly Goodburn	76-3059 yds, 40.3 avg, 10 In 20, 59 LG
Punt Returns: Kirtirk Taylor	29-187 yds, 6.4 avg, 0 TDs
Kickoff Returns: Kenny Gamble	15-291 yds, 19.4 avg, 0 TDs



Preseason (4-1)			
8/8	L	7-20	San Francisco 23,826
Hall of Fame Game (Canton, OH)			
8/13	W	32-20	at Houston 30,147
8/22	W	13-10	ATLANTA 39,164
8/29	W	34-14	BUFFALO 43,887
9/6	W	13-10 OT	St. Louis (Memphis, TN) .. 62,353
Regular Season (4-11)			
9/13	W	20-13	SAN DIEGO 56,940
9/20	L	14-43	at Seattle 61,667
9/27	MINNESOTA .. (Cancelled/Strike)		
10/4	L	17-35	# at L.A. Raiders 10,708
10/11	L	0-42	# at Miami 25,867
10/18	L	17-26	# DENVER 20,296
10/25	L	21-42	at San Diego 47,972
11/1	L	28-31	at Chicago 63,498
11/8	L	16-17	PITTSBURGH 45,249
11/15	L	9-16	N.Y. JETS 40,718
11/22	L	3-23	GREEN BAY 34,611
11/26	W	27-20	at Detroit (Thur) (Thinks) .. 43,820
12/6	L	27-30 OT	at Cincinnati 46,489
12/13	W	16-10	L.A. RAIDERS 63,834
12/19	L	17-20	at Denver (Sat) 75,053
12/27	W	41-20	SEATTLE 20,370

#-REPLACEMENT GAMES

REGULAR STARTERS

OFFENSE		DEFENSE	
WR Carlos Carson	LE Art Still	NT Bill Maas	
LT John Alt	RT Pete Koch	RE Mike Bell	
LG Rich Baldinger	RE Mike Bell	OLB Louis Cooper	
C Tom Baugh	OLB Louis Cooper	AOLB Aaron Pearson	
RG Mark Adickes	ILB Aaron Pearson	MLB Dino Hackett	
RT Dave Lutz	OLB Tim Coffield	OLB Jack Del Rio	
TE Jonathan Hayes	LCB Albert Lewis	RCB Kevin Ross	
WR Stephone Paige	SS Lloyd Burruss	FS Deron Cherry	
QB Bill Kenney	P Kelly Goodburn		
RB Christian Okoye			
RB Herman Heard			
K Nick Lowery			

*Does not include replacement players.

PRO BOWLERS IN BOLD

AMERICAN CONFERENCE					NATIONAL CONFERENCE				
Western Division					Western Division				
Denver	W	L	T	Pct.	San Francisco	W	L	T	Pct.
Seattle †	9	6	0	.600	New Orleans †	12	3	0	.800
San Diego	8	7	0	.533	L.A. Rams	6	9	0	.400
L.A. Raiders	5	10	0	.333	Atlanta	3	12	0	.200
Kansas City	4	11	0	.267	Central Division				
Central Division					Central Division				
Cleveland	W	L	T	Pct.	Chicago	W	L	T	Pct.
Houston †	9	6	0	.600	Minnesota †	8	7	0	.533
Pittsburgh	8	7	0	.533	Green Bay	5	9	1	.367
Cincinnati	4	11	0	.267	Tampa Bay	4	11	0	.267
Eastern Division					Eastern Division				
Indianapolis	W	L	T	Pct.	Washington	W	L	T	Pct.
New England	9	6	0	.600	Dallas	7	8	0	.467
Miami	8	7	0	.533	St. Louis	7	8	0	.467
Buffalo	7	8	0	.467	Philadelphia	7	8	0	.467
N.Y. Jets	6	9	0	.400	N.Y. Giants	6	9	0	.400

AFC Championship: Denver 38, Cleveland 33
NFC Championship: Washington 17, Minnesota 10
Super Bowl XXII: Washington 42, Denver 10

TEAM STATISTICS

	CHIEFS		OPP.
TOTAL FIRST DOWNS	97/141/27	265	139/172/33
Rushing/Passing/Penalty	77/192	92/206	
3rd Down: Made/Att.	40/1	44/7	
3rd Down Pct.	40.1	51.5	
4th Down: Made/Att.	4/0	3/3	
4th Down Pct.	40.0	56.39	
TOTAL NET YARDS	4418	5639	
Avg. Per Game	294.5	375.9	
Total Plays	899	1045	
Avg. Per Play	4.9	5.4	
NET YARDS RUSHING	1799	2333	
Avg. Per Game	119.9	155.5	
Total Rushes	419	535	
Avg. Per Play	4.3	4.7	
NET YARDS PASSING	2619	3306	
Avg. Per Game	174.6	220.4	
Sacked/Yards Lost	48/366	26/167	
Gross Yards	2985	3473	
Attempts/Completions	432/236	484/279	
Pct. of Completions	54.6	57.6	
Had Intercepted	17	11	
PUNTS/AVERAGE	69/40.4	56/40.4	
Net Punting Avg.	32.3	31.7	
PUNT RETURNS/YARDS	32/346	43/442	
KICKOFF RETURNS/YARDS	70/1437	55/1263	
PENALTIES/YARDS	108/861	112/836	
FUMBLES/LOST	41/24	24/17	
TOUCHDOWNS	30	45	
Rushing/Passing	7/17	16/25	
Defensive/Kicking Game	1/5	3/1	
TIME OF POSSESSION	27:10	32:50	

SCORE BY PERIODS	1	2	3	4	OT	Total
CHIEFS TOTAL	55	88	74	56	0	273
Opp. Total	88	116	93	88	3	388

INDIVIDUAL STATISTICS

	PASSING							LG	Rating
	Att.	Cmp.	Yds.	Pct.	TD	Int	LG		
Kenney	273	154	2107	56.4	15	9	81t	85.8	
Seuer	55	26	340	47.3	0	4	33	36.9	
Blackledge	31	15	154	48.4	1	1	19	60.4	
Palmer	1	0	0	0.0	0	0	0	39.6	
Others	72	41	384	56.9	1	3	23	42.2	
CHIEFS TOTAL	432	236	2985	54.6	17	17	81t	73.1	
Opp. Total	484	279	3473	57.6	25	11	44	87.8	

	PASS RECEIVING					LG	TD
	No.	Yds.	Avg.	LG	TD		
Carson	55	1044	19.0	81t	7		
Paige	43	707	16.4	51	4		
Okoye	24	169	7.0	22	3		
Hayes	21	272	13.0	33	2		
Heard	14	118	8.4	15	0		
Marshall	10	126	12.6	19	0		
Moriarty	10	37	3.7	8	1		
Coffman	5	42	8.4	13t	1		
Palmer	4	27	6.8	10	0		
Arnold	3	26	8.7	10	0		
D. Colbert	3	21	7.0	9	0		
Keel	2	9	4.5	7	0		
Adickes	1	3	3.0	3t	1		
Others	41	384	9.4	23	1		
CHIEFS TOTAL	236	2985	12.6	81t	17		
Opp. Total	279	3473	12.4	44	25		

	RUSHING					LG	TD
	No.	Yds.	Avg.	LG	TD		
Okoye	157	660	4.2	43t	3		
Heard	82	466	5.7	64t	3		
Palmer	24	155	6.5	35	0		
Moriarty	30	107	3.6	11	0		
Seuer	9	33	3.7	11	0		
Blackledge	5	21	4.2	11	0		
Goodburn	1	16	16.0	16	0		
Clemons	2	7	3.5	7	0		
Kenney	12	-2	-0.2	6	0		
Carson	1	-7	-7.0	-7	0		
Others	96	343	3.6	17	1		
CHIEFS TOTAL	419	1799	4.3	64t	7		
Opp. Total	535	2333	4.4	48	16		

TEAM LEADERS

Scoring: Nick Lowery 83 pts; 26 PATs, 19 FGs
INTs: Deron Cherry 3-58 yds., 0 TDs
Kevin Ross 3-40 yds., 0 TDs
Tackles: Dino Hackett 103 (74 solo)
Sacks: Mike Bell 6.5 (44.0 yds.)
Punting: Kelly Goodburn 76-3059 yds., 40.3 avg., 13 in 20, 55 LG
Punt Returns: Kiltick Taylor 29-187 yds., 6.4 avg., 0 TDs
Kickoff Returns: Kenny Gamble 15-291 yds., 19.4 avg., 0 TDs



10-6 • 2nd AFC West • John Mackovic

Preseason (2-2)

8/9	W	20-0	CINCINNATI	30,067
8/16	W	27-26	at St. Louis	30,305
8/23	L	6-13	BUFFALO	39,911
8/30	L	10-13	at New Orleans	47,945

Regular Season (10-6)

9/7	W	24-14	CINCINNATI	43,430
9/14	L	17-23	at Seattle	64,947
9/21	W	27-13	HOUSTON	43,699
9/28	W	20-17	at Buffalo	67,555
10/5	L	17-24	L.A. RAIDERS	74,430
10/12	L	7-20	at Cleveland	72,304
10/19	W	42-41	SAN DIEGO	55,767
10/26	W	27-20	TAMPA BAY	36,230
11/2	W	24-23	at San Diego	44,518
11/9	W	27-7	SEATTLE	53,268
11/16	L	17-38	at Denver	75,745
11/23	L	14-23	at St. Louis	29,680
11/30	L	14-17	BUFFALO	31,492
12/7	W	37-10	DENVER	47,019
12/14	W	20-17	at L.A. Raiders	68,771
12/21	W	24-19	at Pittsburgh	47,150

AFC Wild Card Playoff Game

12/28	L	15-35	at N.Y. Jets	69,307
-------	---	-------	--------------	--------

REGULAR STARTERS

OFFENSE

WR	Carlos Carson
	Henry Marshall
LT	Irv Eatman
LG	Brad Budde
C	Rick Donnalley
RG	Mark Adickes
RT	Dave Lutz
TE	Walt Arnold
WR	Stephone Paige
QB	Todd Blackledge
	Bill Kenney
RB	Herman Heard
RB	Mike Pruitt
K	Nick Lowery

DEFENSE

LE	Art Still
NT	Bill Maas
RE	Pete Koch
LOLB	Louis Cooper
LILB	Dino Hackett
RILB	Scott Radecic
ROLB	Tim Cofield
LCB	Albert Lewis
RCB	Kevin Ross
SS	Lloyd Burruss
FS	Deron Cherry
P	Lewis Colbert

PRO BOWLERS IN BOLD

AMERICAN CONFERENCE				NATIONAL CONFERENCE			
Western Division				Western Division			
W	L	T	Pct.	W	L	T	Pct.
Denver	11	5	0.688	San Francisco	10	5	1.656
Kansas City †	10	6	0.625	L.A. Rams †	10	6	0.625
Seattle	10	6	0.625	Atlanta	7	8	1.469
L.A. Raiders	8	8	0.500	New Orleans	7	9	0.438
San Diego	4	12	0.250				
Central Division				Central Division			
W	L	T	Pct.	W	L	T	Pct.
Cleveland	12	4	0.750	Chicago	14	2	0.875
Cincinnati	10	6	0.625	Minnesota	9	7	0.563
Pittsburgh	6	10	0.325	Detroit	5	11	0.313
Houston	5	11	0.313	Green Bay	4	12	0.250
				Tampa Bay	2	14	0.125
Eastern Division				Eastern Division			
W	L	T	Pct.	W	L	T	Pct.
New England	11	5	0.688	N.Y. Giants	14	2	0.875
N.Y. Jets †	10	6	0.625	Washington †	12	4	0.750
Miami	8	8	0.500	Dallas	7	9	0.438
Buffalo	4	12	0.250	Philadelphia	5	10	1.344
Indianapolis	3	13	0.188	St. Louis	4	11	1.281

AFC Championship: Denver 23, Cleveland 20 OT

NFC Championship: N.Y. Giants 17, Washington 0

Super Bowl XXI: N.Y. Giants 39, Denver 20

TEAM STATISTICS

	CHIEFS	OPP
TOTAL FIRST DOWNS	264	310
Rushing/Passing/Penalty	83/152/29	111/173/26
3rd Down: Made/Att.	74/220	80/224
3rd Down Pct.	33.6	35.7
4th Down: Made/Att.	5/9	7/16
4th Down Pct.	55.6	43.8
TOTAL NET YARDS	4218	4934
Avg. Per Game	263.6	308.4
Total Plays	1003	1098
Avg. Per Play	4.2	4.5
NET YARDS RUSHING	1468	1739
Avg. Per Game	91.8	108.7
Total Rushes	432	485
Avg. Per Play	3.4	3.6
NET YARDS PASSING	2750	3195
Avg. Per Game	171.9	199.7
Sacked/Yards Lost	50/372	44/360
Gross Yards	3122	3555
Attempts/Completions	521/257	569/303
Pct. of Completions	49.3	53.3
Had Intercepted	18	31
PUNTS/AVERAGE	99/40.7	83/37.0
Net Punting Avg.	33.7	30.9
PUNT RETURNS/YARDS	35/265	52/572
KICKOFF RETURNS/YARDS	58/1117	71/1276
PENALTIES/YARDS	96/824	114/865
FUMBLES/LOST	27/17	26/18
TOUCHDOWNS	43	38
Rushing/Passing	10/23	13/21
Returns: Off./Def./Kicking Game*	1/4/5	0/3/1
TIME OF POSSESSION	28:29	31:31

SCORE BY PERIODS	1	2	3	4	OT	Total
CHIEFS TOTAL	67	113	83	95	0	358
Opp. Total	49	121	90	66	0	326

INDIVIDUAL STATISTICS

	PASSING						
	Att.	Cmp.	Yds.	Pct.	TD	Int	LG Rating
Kenney	308	161	1922	52.3	13	11	56 70.8
Blackledge	211	96	1200	45.5	10	6	70† 67.6
Green	1	0	0	0	0	1	0 0.0
Marshall	1	0	0	0	0	0	0 39.6
CHIEFS TOTAL	521	257	3122	49.3	23	18	70† 68.5
Opp. Total	569	303	3555	53.3	21	31	51 62.1

	PASS RECEIVING					
	No.	Yds.	Avg.	LG	TD	
Paige	52	829	15.9	51	11	
Marshall	46	652	14.2	31	1	
J. Smith	33	230	7.0	18	3	
Carson	21	497	23.7	70†	4	
Arnold	20	169	8.5	27	1	
Green	19	137	7.2	17	0	
Heard	17	83	4.9	13	0	
Coffman	12	75	6.3	10	2	
Harry	9	211	23.4	53	1	
Hayes	8	69	8.6	16	0	
Pruitt	8	56	7.0	13	0	
Moriarty	7	51	7.3	19	0	
Hancock	4	63	15.8	25	0	
Kenney	1	0	0.0	0	0	
CHIEFS TOTAL	257	3122	12.1	70†	23	
Opp. Total	303	3555	11.7	51	21	

	RUSHING				
	No.	Yds.	Avg.	LG	TD
Pruitt	139	448	3.2	16	2
Green	90	314	3.5	27	3
Heard	71	295	4.2	40	2
J. Smith	54	238	4.4	32	3
Moriarty	35	115	3.3	11	0
Blackledge	23	60	2.6	14	0
Kenney	18	0	0.0	9	0
Paige	2	-2	-1.0	12	0
CHIEFS TOTAL	432	1468	3.4	40	10
Opp. Total	485	1739	3.6	41†	13

TEAM LEADERS

Scoring: Nick Lowery	100 pts: 43 PATS 19 FGs
INTs: Deron Cherry	9-150 yds., 0 TDs
Tackles: Dino Hackett	140 (78 solo)
Sacks: Art Still	10.5 (-77.0 yds.)
Punting: Lewis Colbert	99-4033 yds., 40.7 avg., 23 In 20, 56 LG
Punt Returns: Jeff Smith	29-245 yds., 8.4 avg., 0 TDs
Kickoff Returns: Boyce Green	10-254 yds., 25.4 avg., 1 TD



Preseason (3-1)		
8/10	W	35-27 at Cincinnati 41,115
8/17	L	13-31 NEW ENGLAND 35,162
8/24	W	24-19 at Houston 36,501
8/31	W	17-13 ST. LOUIS 38,618
Regular Season (6-10)		
9/8	W	47-27 at New Orleans 57,760
9/12	W	36-20 L.A. RAIDERS (Thur) (N) 72,686
9/22	L	0-31 at Miami 69,791
9/29	W	28-7 SEATTLE 50,485
10/6	L	10-19 at L.A. Raiders 55,133
10/13	L	20-31 at San Diego 50,067
10/20	L	0-16 L.A. RAMS 64,474
10/27	L	10-30 DENVER 68,248
11/3	L	20-23 at Houston 41,238
11/10	L	28-36 PITTSBURGH 46,126
11/17	L	3-31 at San Francisco 56,447
11/24	W	20-7 INDIANAPOLIS 21,762
12/1	L	6-24 at Seattle 52,655
12/8	W	38-10 ATLANTA 18,199
12/14	L	13-14 at Denver (Sat) 69,209
12/22	W	38-34 SAN DIEGO 18,178

REGULAR STARTERS

OFFENSE		DEFENSE	
WR	Carlos Carson	LE	Art Still
LT	Matt Herkenhoff	NT	Bill Maas
LG	Brad Budde	RE	Mike Bell
	Scott Auer	LOLB	Calvin Daniels
C	Bob Rush	LILB	Scott Radecic
RG	Bob Olderman	RILB	Gary Spani
RT	Dave Lutz	ROLB	Ken Jolly
TE	Walt Arnold	LCB	Albert Lewis
WR	Henry Marshall	RCB	Kevin Ross
	Stephone Paige	SS	Lloyd Burruss
QB	Bill Kenney	FS	Deron Cherry
	Todd Blackledge	P	Jim Arnold
RB	Herman Heard		
RB	Mike Pruitt		
	Bruce King		
K	Nick Lowery		

PRO BOWLERS IN BOLD



AMERICAN CONFERENCE				
Western Division				
	W	L	T	Pct.
L.A. Raiders	12	4	0	.750
Denver	11	5	0	.688
Seattle	8	8	0	.500
San Diego	8	8	0	.500
Kansas City	6	10	0	.375
Central Division				
	W	L	T	Pct.
Cleveland	8	8	0	.500
Cincinnati	7	9	0	.438
Pittsburgh	7	9	0	.438
Houston	5	11	0	.313
Eastern Division				
	W	L	T	Pct.
Miami	12	4	0	.750
N.Y. Jets †	11	5	0	.688
New England †	11	5	0	.688
Indianapolis	5	11	0	.313
Buffalo	2	14	0	.125



NATIONAL CONFERENCE				
Western Division				
	W	L	T	Pct.
L.A. Rams	11	5	0	.688
San Francisco †	10	6	0	.625
New Orleans	5	11	0	.313
Atlanta	4	12	0	.250
Central Division				
	W	L	T	Pct.
Chicago	15	1	0	.938
Green Bay	8	8	0	.500
Minnesota	7	9	0	.438
Detroit	7	9	0	.438
Tampa Bay	2	14	0	.125
Eastern Division				
	W	L	T	Pct.
Dallas	10	6	0	.625
N.Y. Giants †	10	6	0	.625
Washington	10	6	0	.625
Philadelphia	7	9	0	.438
St. Louis	5	11	0	.313

AFC Championship: New England 31, Miami 14
NFC Championship: Chicago 24, L.A. Rams 0
Super Bowl XX: Chicago 46, New England 10

TEAM STATISTICS

	CHIEFS	OPP.
TOTAL FIRST DOWNS	258	336
Rushing/Passing/Penalty	79/158/21	129/184/23
3rd Down: Made/Att.	76/224	99/239
3rd Down Pct.	33.9	41.4
4th Down: Made/Att.	7/15	11/21
4th Down Pct.	46.7	52.4
TOTAL NET YARDS	4877	5658
Avg. Per Game	304.8	353.6
Total Plays	982	1126
Avg. Per Play	5.0	5.0
NET YARDS RUSHING	1486	2169
Avg. Per Game	92.9	135.6
Total Rushes	428	513
Avg. Per Play	3.5	4.2
NET YARDS PASSING	3391	3489
Avg. Per Game	211.9	218.1
Sacked/Yards Lost	43/335	37/263
Gross Yards	3726	3752
Attempts/Completions	511/267	576/332
Pct. of Completions	52.3	57.6
Had Intercepted	23	27
PUNTS/AVERAGE	95/40.3	75/41.2
Net Punting Avg.	32.3	34.2
PUNT RETURNS/YARDS	43/381	48/530
KICKOFF RETURNS/YARDS	59/1115	69/1626
PENALTIES/YARDS	87/666	85/720
FUMBLES/LOST	22/11	25/14
TOUCHDOWNS	35	41
Rushing/Passing	10/23	18/22
Defensive/Kicking Game	2/0	0/1
TIME OF POSSESSION	28:06	31:54

SCORE BY PERIODS	1	2	3	4	OT	Total
CHIEFS TOTAL	77	111	66	63	0	317
Opp. Total	39	135	65	121	0	360

INDIVIDUAL STATISTICS

	PASSING							
	Att.	Cmp.	Yds.	Pct.	TD	Int	LG	Rating
Kenney	338	181	2536	53.6	17	9	84†	83.6
Blackledge	172	86	1190	50.0	6	14	70	50.5
Horton	1	0	0	0	0	0	0	39.6
CHIEFS TOTAL	511	267	3726	52.3	23	23	84†	72.3
Opp. Total	576	332	3752	57.6	22	27	56	70.3

	PASS RECEIVING						
	No.	Yds.	Avg.	LG	TD		
Carson	47	843	17.9	37†	4		
Paige	43	943	21.9	84†	10		
Heard	31	257	8.3	27	2		
W. Arnold	28	339	12.1	38	1		
Horton	28	185	6.6	22	1		
Marshall	25	446	17.8	50	0		
Smith	18	157	8.7	45†	2		
Hancock	15	286	19.1	48	2		
King	7	45	6.4	8	0		
Pruitt	7	43	6.1	9	0		
Scott	5	61	12.2	21	0		
Holston	5	51	10.2	17	0		
Hayes	5	39	7.8	12	1		
Jones	3	31	10.3	15	0		
CHIEFS TOTAL	267	3726	14.0	84†	23		
Opp. Total	332	3752	11.3	56†	22		

	RUSHING				
	No.	Yds.	Avg.	LG	TD
Heard	164	595	3.6	33	4
Pruitt	105	366	3.5	54	2
Horton	48	146	3.0	19†	3
Smith	30	118	3.9	27	0
Blackledge	17	97	5.7	25	0
King	28	83	3.0	9	0
Carson	3	25	8.3	13	0
Lacy	6	21	3.5	6	0
Jones	12	19	1.6	7	0
Paige	1	15	15.0	15	0
Kenney	14	1	0.1	5	1
CHIEFS TOTAL	428	1486	3.5	54	10
Opp. Total	513	2169	4.2	50	18

TEAM LEADERS

Scoring: Nick Lowery	107 pts: 35 PATS, 24 FGs
INTs: Albert Lewis	8-59 yds., 0 TDs
Tackles: Deron Cherry	134 (85 solo)
Sacks: Bill Maas	7.0 (51.0 yds.)
Punting: Jim Arnold	93-3827 yds., 41.2 avg., 15 in 20, 62 LG
Punt Returns: Garcia Lane	43-381 yds., 8.9 avg., 0 TDs
Kickoff Returns: Jeff Smith	33-654 yds., 19.8 avg., 0 TDs



Preseason (1-3)

8/4	L	20-34	NEW ORLEANS	34,230
8/10	L	10-14	at St. Louis	30,233
8/18	W	31-13	CLEVELAND	33,074
8/24	L	7-36	at New England	22,721

Regular Season (8-8)

9/2	W	37-27	at Pittsburgh	56,709
9/9	W	27-22	at Cincinnati	47,111
9/16	L	20-22	L.A. RAIDERS	75,111
9/23	L	0-21	at Denver	74,263
9/30	W	10-6	CLEVELAND	40,785
10/7	L	16-17	N.Y. JETS	53,167
10/14	W	31-13	SAN DIEGO	67,465
10/21	L	7-28	at N.Y. Jets	76,891
10/28	W	24-20	TAMPA BAY	41,710
11/4	L	0-45	at Seattle	64,915
11/11	L	16-17	HOUSTON	44,464
11/18	L	7-17	at L.A. Raiders	48,575
11/25	L	27-28	at N.Y. Giants	74,383
12/2	W	16-13	DENVER	38,949
12/9	W	34-7	SEATTLE	34,855
12/16	W	42-21	at San Diego	40,211

REGULAR STARTERS

OFFENSE		DEFENSE	
WR	Carlos Carson	LE	Art Still
LT	Matt Herkenhoff	NT	Bill Maas
LG	Brad Budde	RE	Mike Bell
C	Bob Rush	LOLB	Ken McAlister
RG	Tom Condon	LILB	John Zamberlin
RT	Dave Lutz		Jerry Blanton
	Jim Rourke	RILB	Gary Spani
TE	Willie Scott	ROLB	Calvin Daniels
WR	Henry Marshall	LCB	Albert Lewis
QB	Bill Kenney	RCB	Kevin Ross
	Todd Blackledge	SS	Lloyd Burruss
RB	Herman Heard	FS	Deron Cherry
	Theotis Brown	P	Jim Arnold
RB	Billy Jackson		
K	Nick Lowery		

PRO BOWLERS IN BOLD



AMERICAN CONFERENCE

Western Division

W	L	T	Pct.
Denver	13	3	0.813
Seattle †	12	4	0.750
L.A. Raiders †	11	5	0.688
Kansas City	8	8	0.500
San Diego	7	9	0.438

Central Division

W	L	T	Pct.
Pittsburgh	9	7	0.563
Cincinnati	8	8	0.500
Cleveland	5	11	0.313
Houston	3	13	0.188

Eastern Division

W	L	T	Pct.
Miami	14	2	0.875
New England	9	7	0.563
N.Y. Jets	7	9	0.438
Indianapolis	4	12	0.250
Buffalo	2	14	0.125



NATIONAL CONFERENCE

Western Division

W	L	T	Pct.
San Francisco	15	1	0.938
L.A. Rams †	10	6	0.625
New Orleans †	7	9	0.438
Atlanta	4	12	0.250

Central Division

W	L	T	Pct.
Chicago	10	6	0.625
Green Bay	8	8	0.500
Tampa Bay	6	10	0.375
Detroit	4	11	0.281
Minnesota	3	13	0.188

Eastern Division

W	L	T	Pct.
Washington	11	5	0.688
N.Y. Giants †	9	7	0.563
St. Louis	9	7	0.563
Dallas	9	7	0.563
Philadelphia	6	9	0.406

AFC Championship: Miami 45, Pittsburgh 28

NFC Championship: San Francisco 23, Chicago 0

Super Bowl XIX: San Francisco 38, Miami 16

TEAM STATISTICS

	CHIEFS	OPP.
TOTAL FIRST DOWNS	295	335
Rushing/Passing/Penalty	88/178/29	121/192/22
3rd Down: Made/Att.	73/221	89/246
3rd Down Pct.	33.0	36.2
4th Down: Made/Att.	1/6	9/24
4th Down Pct.	16.7	37.5
TOTAL NET YARDS	5095	5625
Avg. Per Game	318.4	351.6
Total Plays	1034	1159
Avg. Per Play	4.9	4.9
NET YARDS RUSHING	1527	1982
Avg. Per Game	95.4	123.9
Total Rushes	408	523
Avg. Per Play	3.7	3.8
NET YARDS PASSING	3568	3645
Avg. Per Game	223.0	227.8
Sacked/Yards Lost	33/301	50/364
Gross Yards	3869	4009
Attempts/Completions	593/305	586/329
Pct. of Completions	51.4	56.1
Had Intercepted	22	30
PUNTS/AVERAGE	98/44.9	91/40.0
Net Punting Avg.	37.5	33.6
PUNT RETURNS/YARDS	43/346	60/461
KICKOFF RETURNS/YARDS	56/1061	64/1354
PENALTIES/YARDS	99/806	108/951
FUMBLES/LOST	34/15	18/11
TOUCHDOWNS	35	38
Rushing/Passing	12/21	10/19
Defensive/Kicking Game	2/0	9/0
TIME OF POSSESSION	27:25	32:25

SCORE BY PERIODS	1	2	3	4	OT	Total
CHIEFS TOTAL	57	105	61	91	0	314
Opp. Total	37	127	73	87	0	324

INDIVIDUAL STATISTICS

	PASSING						Rating
	Att.	Cmp.	Yds.	Pct.	TD	Int	
Kenney	282	151	2098	53.5	15	10	65.1
Blackledge	294	147	1707	50.0	6	11	46.1
Osiecki	17	7	64	41.2	0	1	19
CHIEFS TOTAL	593	305	3869	51.4	21	22	65.5
Opp. Total	586	329	4009	56.1	19	30	67.3

	PASS RECEIVING				LG	TD
	No.	Yds.	Avg.	LG		
Marshall	62	912	14.7	37	4	4
Carson	57	1078	18.9	57	4	4
Brown	38	236	6.2	17	0	0
Paige	30	541	18.0	65	4	4
Scott	28	253	9.0	27	3	3
Heard	25	223	8.9	17	0	0
B. Jackson	15	101	6.7	11	1	1
Lacy	13	87	6.7	20	2	2
W. Arnold	11	95	8.6	15	1	1
Hancock	10	217	21.7	46	1	1
Smith	8	69	9.4	16	0	0
Beckman	7	44	6.3	9	1	1
Little	1	13	13.0	13	0	0
CHIEFS TOTAL	305	3869	12.7	65	21	21
Opp. Total	329	4009	12.2	80	19	19

	RUSHING				LG	TD
	No.	Yds.	Avg.	LG		
Heard	65	684	4.1	69	4	4
Brown	97	337	3.5	25	4	4
B. Jackson	50	225	4.5	16	1	1
Lacy	46	165	3.6	24	2	2
Blackledge	18	102	5.7	26	1	1
Paige	3	19	6.3	9	0	0
Gunter	15	12	0.8	4	0	0
Ricks	2	1	0.5	1	0	0
W. Arnold	1	0	0.0	0	0	0
Osiecki	1	-2	-2.0	-2	0	0
Kenney	9	-8	-0.9	1	0	0
Carson	1	-8	-8.0	-8	0	0
CHIEFS TOTAL	408	1527	3.7	69	12	12
Opp. Total	523	1982	3.8	52	10	10

TEAM LEADERS

Scoring: Nick Lowery	104 pts:	35 PATS, 23 FGs
INTs: Deron Cherry	7-140 yds., 0 TDs	
Tackles: Art Still	131 (107 solo)	
Sacks: Art Still	14.5 (-86.0 yds.)	
Punting: Jim Arnold	98-4397 yds., 44.9 avg., 22 In 20, 63 LG	
Punt Returns: J.T. Smith	39-332 yds., 8.5 avg., 0 TDs	
Kickoff Returns: J.T. Smith	19-391 yds., 20.6 avg., 0 TDs	



6-10 • 5th AFC West • John Mackovic

Preseason (2-2)			
8/6	W	24-7	at Cincinnati..... 42,662
8/13	L	13-17	DETROIT..... 32,885
8/20	W	17-16	ST. LOUIS..... 34,070
8/27	L	17-20	at Chicago..... 56,311
Regular Season (6-10)			
9/4	W	17-13	SEATTLE..... 42,531
9/12	L	14-17	SAN DIEGO (Mon) (N)..... 62,150
9/18	L	12-27	at Washington..... 52,610
9/25	L	6-14	at Miami..... 50,785
10/2	W	38-14	ST. LOUIS..... 58,975
10/9	L	20-21	at L.A. Raiders..... 40,492
10/16	W	38-17	N.Y. GIANTS..... 55,449
10/23	W	13-10 OT	at Houston..... 39,462
10/30	L	24-27	at Denver..... 76,640
11/6	L	20-28	L.A. RAIDERS..... 75,497
11/13	W	20-15	CINCINNATI..... 46,711
11/20	L	21-41	at Dallas..... 64,102
11/27	L	48-51 OT	at Seattle..... 56,793
12/4	L	9-14	BUFFALO..... 27,104
12/11	L	38-41	at San Diego..... 35,510
12/18	W	48-17	DENVER..... 11,377

REGULAR STARTERS

OFFENSE		DEFENSE	
WR	Carlos Carson	LE	Art Still
LT	Matt Herkenhoff	NT	Dino Mangiero
LG	Brad Budde	RE	Mike Bell
C	Bob Rush	LOLB	Thomas Howard
RG	Tom Condon	LILB	Jerry Blanton
	Bob Simmons	RILB	Gary Spani
RT	Dave Lutz	ROLB	Calvin Daniels
TE	Willie Scott	LCB	Gary Green
WR	Anthony Hancock	RCB	Lucious Smith
	Henry Marshall	SS	Lloyd Burruss
QB	Bill Kenney	FS	Deron Cherry
TE	Ed Beckman	P	Jim Arnold
RB	Theotis Brown		
RB	Billy Jackson		
K	Nick Lowery		

PRO BOWLERS IN BOLD

AMERICAN CONFERENCE				
Western Division				
L.A. Raiders	W	L	T	Pct.
Seattle †	12	4	0	.750
Denver †	9	7	0	.563
San Diego	9	7	0	.563
San Diego	6	10	0	.375
Kansas City	6	10	0	.375
Central Division				
Pittsburgh	W	L	T	Pct.
Cleveland	10	6	0	.625
Cincinnati	9	7	0	.563
Cincinnati	7	9	0	.483
Houston	2	14	0	.125
Eastern Division				
Miami	W	L	T	Pct.
New England	12	4	0	.750
Buffalo	8	8	0	.500
Baltimore	7	9	0	.438
N.Y. Jets	7	9	0	.438

NATIONAL CONFERENCE				
Western Division				
San Francisco	W	L	T	Pct.
L.A. Rams †	10	6	0	.625
New Orleans	8	8	0	.500
Atlanta	7	9	0	.438
Central Division				
Detroit	W	L	T	Pct.
Chicago	9	7	0	.563
Chicago	8	8	0	.500
Green Bay	8	8	0	.500
Minnesota	8	8	0	.500
Tampa Bay	2	14	0	.125
Eastern Division				
Washington	W	L	T	Pct.
Dallas †	14	2	0	.875
Dallas †	12	4	0	.750
St. Louis	8	7	1	.531
Philadelphia	5	11	0	.313
N.Y. Giants	3	12	1	.219

AFC Championship: L.A. Raiders 30, Seattle 14
 NFC Championship: Washington 24, San Francisco 21
 Super Bowl XVIII: L.A. Raiders 38, Washington 9

TEAM STATISTICS

	CHIEFS	OPP.
TOTAL FIRST DOWNS	314	319
Rushing/Passing/Penalty	83/208/23	136/158/25
3rd Down: Made/Att.	93/234	83/221
3rd Down Pct.	39.7	39.6
4th Down: Made/Att.	41/9	7/12
4th Down Pct.	44.4	58.3
TOTAL NET YARDS	5595	5386
Avg. Per Game	349.7	336.6
Total Plays	1074	1089
Avg. Per Play	5.2	4.9
NET YARDS RUSHING	1254	2275
Avg. Per Game	78.4	142.2
Total Rushes	387	554
Avg. Per Play	3.2	4.1
NET YARDS PASSING	4341	3111
Avg. Per Game	271.3	194.4
Sacked/Yards Lost	46/343	35/250
Gross Yards	4684	3361
Attempts/Completions	641/369	500/261
Pct. of Completions	57.6	52.2
Had Intercepted	19	30
PUNTS/AVERAGE	93/39.9	85/41.2
Net Punting Avg.	32.6	33.8
PUNT RETURNS/YARDS	40/291	54/559
KICKOFF RETURNS/YARDS	54/929	75/1528
PENALTIES/YARDS	113/911	105/837
FUMBLE/LOST	30/19	34/21
TOUCHDOWNS	45	44
Rushing/Passing	13/29	19/21
Returns: Off./Del./Kicking Game*	0/3/0	1/2/1
TIME OF POSSESSION	28:35	31:07

SCORE BY PERIODS	1	2	3	4	OT	Total
CHIEFS TOTAL	86	96	85	116	3	386
Opp. Total	57	89	88	130	3	367

INDIVIDUAL STATISTICS

	PASSING							
	Att.	Cmp.	Yds.	Pct.	TD	Int	LG	Rating
Kenney.....	603	346	4348	57.4	24	18	53	80.8
Blackledge.....	34	20	259	58.8	3	0	43	112.3
J. Thomas.....	2	1	18	50	1	1	18t	81.3
Carson.....	1	1	48	100.0	1	0	48	158.3
Brown.....	1	1	11	100.0	0	0	11	112.5
Marshall.....	0	0	0	0.0	0	0	0	0.0
CHIEFS TOTAL	641	369	4684	57.6	29	19	53	83.2
Opp. Total	500	261	3361	52.2	21	30	58	62.6

	PASS RECEIVING				
	No.	Yds.	Avg.	LG	TD
Carson.....	80	1351	16.9	50t	7
Marshall.....	50	788	15.8	52	6
Brown.....	47	418	8.9	53	2
Hancock.....	37	584	15.8	50	1
B. Jackson.....	32	243	7.6	29	0
Paige.....	30	528	17.6	43	6
K. Thomas.....	30	254	8.5	25	1
Scott.....	29	247	8.5	22	6
Beckman.....	13	130	10.0	20	0
J. Thomas.....	8	33	4.1	7	0
J.T. Smith.....	7	85	12.1	18	0
Ricks.....	3	5	1.7	7	0
Hadnot.....	2	18	9.0	16	0
Kenney.....	1	0	0.0	0	0
CHIEFS TOTAL	369	4684	12.7	53	29
Opp. Total	261	3361	12.9	58	21

	RUSHING				
	No.	Yds.	Avg.	LG	TD
B. Jackson.....	152	499	3.3	19	2
Brown.....	124	467	3.8	49t	8
J. Thomas.....	44	115	2.6	11	0
Kenney.....	23	59	2.6	11	3
K. Thomas.....	15	55	3.7	28	0
Ricks.....	21	28	1.3	10	0
Carson.....	2	20	10.0	18	0
Hadnot.....	4	10	2.5	7	0
Scott.....	1	1	1.0	1	0
Blackledge.....	1	0	0.0	0	0
CHIEFS TOTAL	387	1254	3.2	49t	13
Opp. Total	554	2275	4.1	60	19

TEAM LEADERS

Scoring: Nick Lowery.....	116 pts:	44 PATS,	24 FGs
INTs: Deron Cherry.....	7-100 yds.,	0 TDs	
Tackles: Jerry Blanton.....	136 (83 solo)		
Sacks: Mike Bell.....	10.0 (-62.0 yds)		
Punting: Jim Arnold.....	93-3710 yds.,	39.9 avg.,	21 In 20, 64 LG
Punt Returns: J.T. Smith.....	26-210 yds.,	8.1 avg.,	0 TDs
Kickoff Returns: Theotis Brown.....	15-301 yds.,	20.1 avg.,	0 TDs



3-6 • 11th AFC • Marv Levy

Preseason (2-1-1)

8/13	W	26-20	CINCINNATI	39,815
8/21	L	3-6	at New Orleans	46,585
8/28	T	17-17 OT	MIAMI	42,290
9/4	W	10-6	at St. Louis	39,926

Regular Season (3-6)

9/12	L	9-14	at Buffalo	79,383
9/19	W	19-12	SAN DIEGO	60,514
9/23			ATLANTA	Cancelled*
10/3			at Seattle	Cancelled*
10/10			HOUSTON	Cancelled*
10/17			at San Diego	Cancelled*
10/24			N.Y. Jets	Rescheduled (1/2)*
10/31			SEATTLE	Cancelled*
11/7			at Oakland	Cancelled*
11/14			DENVER	Cancelled*
11/21	L	17-27	at New Orleans	39,341
11/28	L	14-20	at L.A. Rams	45,793
12/5	L	14-35	at Pittsburgh	52,090
12/12	L	16-21	OAKLAND	26,307
12/19	W	37-16	at Denver	74,192
12/26	L	13-26	SAN FRANCISCO	24,319
1/2	W	37-13	N.Y. JETS	11,902

*Season shortened to nine games due to NFLPA strike.

REGULAR STARTERS

OFFENSE

WR	Henry Marshall
LT	Matt Herkenhoff
LG	Brad Budde
C	Jack Rudnay
RG	Tom Condon
RT	Charlie Getty
TE	Al Dixon
WR	Carlos Carson
QB	Bill Kenney
RB	Joe Delaney
RB	Billy Jackson
K	Nick Lowery

DEFENSE

LE	Art Still
NT	Ken Kremer
RE	Mike Bell
	Dave Lindstrom
LOLB	Thomas Howard
LILB	Jerry Blanton
RILB	Gary Spani
ROLB	Charles Jackson
LCB	Gary Green
RCB	Eric Harris
SS	Lloyd Burruss
FS	Gary Barbaro
P	Jeff Gossett

PRO BOWLERS IN BOLD



AMERICAN CONFERENCE

	W	L	T	Pct.
L.A. Raiders	8	1	0	.889
Miami	7	2	0	.778
Cincinnati	7	2	0	.778
Pittsburgh	6	3	0	.667
San Diego	6	3	0	.667
N.Y. Jets	6	3	0	.667
New England	5	4	0	.556
Cleveland	4	5	0	.444
Buffalo	4	5	0	.444
Seattle	4	5	0	.444
Kansas City	3	6	0	.333
Denver	2	7	0	.222
Houston	1	8	0	.111
Baltimore	0	8	1	.056



NATIONAL CONFERENCE

	W	L	T	Pct.
Washington	8	1	0	.889
Dallas	6	3	0	.667
Green Bay	5	3	1	.611
Minnesota	5	4	0	.556
Atlanta	5	4	0	.556
St. Louis	5	4	0	.556
Tampa Bay	5	4	0	.556
Detroit	4	5	0	.444
New Orleans	4	5	0	.444
N.Y. Giants	4	5	0	.444
San Francisco	3	6	0	.333
Chicago	3	6	0	.333
Philadelphia	3	6	0	.333
L.A. Rams	2	7	0	.222

As the result of a 57-day players' strike, the 1982 NFL regular season schedule was reduced from 16 to nine games. At the conclusion of the regular season, the NFL conducted a 16-team postseason Super Bowl Tournament. Eight teams from each conference were seeded 1-8 based on their records during the season.

AFC Championship: Miami 14, N.Y. Jets 0
NFC Championship: Washington 31, Dallas 17
Super Bowl XVII: Washington 27, Miami 17

TEAM STATISTICS

	CHIEFS	OPP.
TOTAL FIRST DOWNS	163	170
Rushing/Passing/Penalty	71/79/13	69/92/9
3rd Down: Made/Att.	48/126	65/123
3rd Down Pct.	38.1	52.8
4th Down: Made/Att.	7/12	2/4
4th Down Pct.	58.3	50.0
TOTAL NET YARDS	2498	2733
Avg. Per Game	277.6	303.7
Total Plays	573	556
Avg. Per Play	4.4	4.9
NET YARDS RUSHING	943	1066
Avg. Per Game	104.8	118.4
Total Rushes	269	279
Avg. Per Play	3.5	3.9
NET YARDS PASSING	1555	1687
Avg. Per Game	172.8	185.2
Sacked/Yards Lost	40/309	15/120
Gross Yards	1864	1787
Attempts/Completions	264/145	262/155
Pct. of Completions	54.9	59.2
Had Intercepted	8	12
PUNTS/AVERAGE	38/40.5	38/38.6
Net Punting Avg.	29.0	32.1
PUNT RETURNS/YARDS	15/129	22/338
KICKOFF RETURNS/YARDS	34/723	42/794
PENALTIES/YARDS	43/372	59/476
FUMBLES/LOST	13/4	23/10
TOUCHDOWNS	17	22
Rushing/Passing	3/10	7/19
Defensive/Kicking Game	3/1	1/2
TIME OF POSSESSION	30:11	29:49

SCORE BY PERIODS	1	2	3	4	OT	Total
CHIEFS TOTAL	33	63	16	64	0	176
Opp. Total	40	55	31	58	0	184

INDIVIDUAL STATISTICS

	PASSING						Rating	
	Att.	Cmp.	Yds.	Pct.	TD	Int		
Kenney	169	95	1192	56.2	7	6	51	77.0
Fuller	93	49	665	52.7	3	2	51	77.3
Agliano	1	1	7	100.0	0	0	7	95.8
Marshall	1	0	0	0.0	0	0	0	39.6
CHIEFS TOTAL	264	145	1864	54.9	10	8	51	77.4
Opp. Total	262	155	1787	59.2	12	12	74	76.0

	PASS RECEIVING					
	No.	Yds.	Avg.	LG	TD	
Marshall	40	549	13.7	44	3	
Carson	27	494	18.3	51	2	
Dixon	18	251	13.9	37	2	
Hadnot	14	96	6.9	28	0	
Delaney	11	53	4.8	13	0	
Smith	10	168	16.8	51	0	
Scott	8	49	6.1	13	1	
Hancock	7	116	16.6	41	1	
B. Jackson	5	41	8.2	13	0	
Rome	2	25	12.5	16	0	
Gaines	2	17	8.5	7	0	
Bledsoe	1	5	5.0	5	0	
CHIEFS TOTAL	145	1864	12.9	51	10	
Opp. Total	155	1787	11.5	74	12	

	RUSHING					
	No.	Yds.	Avg.	LG	TD	
Delaney	95	380	4.0	36	0	
B. Jackson	86	243	2.8	18	3	
Hadnot	46	172	3.7	25	0	
Fuller	10	56	5.6	12	0	
Kenney	13	40	3.1	12	0	
Marshall	3	25	8.3	16	0	
Bledsoe	10	20	2.0	5	0	
Thompson	4	7	1.8	4	0	
Gaines	1	0	0.0	0	0	
Studdard	1	0	0.0	0	0	
CHIEFS TOTAL	269	943	3.5	36	3	
Opp. Total	279	1066	3.8	24	7	

TEAM LEADERS

Scoring: Nick Lowery 74 pts: 17 PATs, 19 FGs
INTs: Eric Harris 3-66 yds., 1 TD
 Gary Barbaro 3-48 yds., 1 TD
Tackles: Art Still 68 (44 solo)
Sacks: Art Still 4.0 (-34.0 yds.)
Punting: Jeff Gossett 33-1366 yds., 41.1 avg., 6 in 20, 56 LG
Punt Returns: Anthony Hancock 12-103 yds., 8.6 avg., 0 TDs
Kickoff Returns: Anthony Hancock 27-609 yds., 22.6 avg., 0 TDs



Preseason (1-3)			
8/7	L	10-16	at Washington..... 32,488
8/15	W	13-0	CHICAGO..... 41,099
8/22	L	3-16	ST. LOUIS..... 42,550
8/28	L	7-31	at Miami..... 36,896
Regular Season (9-7)			
9/6	W	37-33	at Pittsburgh..... 53,305
9/13	W	19-10	TAMPA BAY..... 50,555
9/20	L	31-42	SAN DIEGO..... 63,866
9/27	W	20-14	at Seattle..... 59,255
10/4	L	17-33	at New England..... 55,931
10/11	W	27-0	OAKLAND..... 76,543
10/18	W	28-14	DENVER..... 74,672
10/25	W	28-17	at Oakland..... 42,914
11/1	L	20-22	at San Diego..... 51,307
11/8	L	13-16 OT	CHICAGO..... 60,605
11/15	W	23-10	HOUSTON..... 73,984
11/22	W	40-13	SEATTLE..... 49,002
11/26	L	10-27	at Detroit (Thur) (Thinks)..... 76,735
12/6	L	13-16	at Denver..... 74,744
12/13	L	7-17	MIAMI..... 57,407
12/20	W	10-6	at Minnesota..... 41,110

REGULAR STARTERS

OFFENSE		DEFENSE	
WR	Henry Marshall	LE	Art Parrish
LT	Matt Herkenhoff	NT	Don Parrish
LG	Brad Budde		Ken Kremer
C	Jack Rudnay	RE	Mike Bell
RG	Tom Condon	LOLB	Thomas Howard
RT	Charlie Getty	LILB	Jerry Blanton
TE	Al Dixon	RILB	Gary Spani
WR	J.T. Smith	ROLB	Charles Jackson
QB	Bill Kenney	LCB	Gary Green
RB	Joe Delaney	RCB	Eric Harris
RB	James Hadnot	SS	Lloyd Burruss
K	Nick Lowery	FS	Gary Barbaro
		P	Bob Grupp

PRO BOWLERS IN BOLD

AMERICAN CONFERENCE					NATIONAL CONFERENCE				
Western Division					Western Division				
San Diego	W	L	T	Pct.	San Francisco	W	L	T	Pct.
Denver	10	6	0	.625	Atlanta	7	9	0	.438
Kansas City	9	7	0	.563	Los Angeles	6	10	0	.375
Oakland	7	9	0	.438	New Orleans	4	12	0	.250
Seattle	6	10	0	.375	Central Division				
Central Division					Tampa Bay	W	L	T	Pct.
Cincinnati	12	4	0	.750	Detroit	8	8	0	.500
Pittsburgh	8	8	0	.500	Green Bay	8	8	0	.500
Houston	7	9	0	.438	Minnesota	7	9	0	.438
Cleveland	5	11	0	.313	Chicago	6	10	0	.375
Eastern Division					Eastern Division				
Miami	11	4	1	.719	Dallas	12	4	0	.750
N.Y. Jets †	10	5	1	.656	Philadelphia †	10	6	0	.625
Buffalo †	10	6	0	.625	N.Y. Giants †	9	7	0	.563
Baltimore	2	14	0	.125	Washington	8	8	0	.500
New England	2	14	0	.125	St. Louis	7	9	0	.438

AFC Championship: Cincinnati 27, San Diego 7
NFC Championship: San Francisco 28, Dallas 27
Super Bowl XVI: San Francisco 26, Cincinnati 21

TEAM STATISTICS

	CHIEFS	OPP.
TOTAL FIRST DOWNS	315	316
Rushing/Passing/Penalty	160/132/23	112/177/27
3rd Down: Made/Att.	91/127	93/238
3rd Down Pct.	41.9	39.1
TOTAL NET YARDS	5273	5373
Avg. Per Game	329.6	335.8
Total Plays	1057	1102
Avg. Per Play	5.0	4.9
NET YARDS RUSHING	2633	1747
Avg. Per Game	164.6	109.2
Total Rushes	610	507
Avg. Per Play	4.3	3.4
NET YARDS PASSING	2640	3626
Avg. Per Game	165.0	226.6
Sacked/Yards Lost	37/277	27/195
Gross Yards	2917	3821
Attempts/Completions	410/224	567/291
Pct. of Completions	54.6	51.3
Had Intercepted	22	26
PUNTS/AVERAGE	70/38.5	80/38.9
Net Punting Avg.	33.2	30.8
PUNT RETURNS/YARDS	50/528	46/293
KICKOFF RETURNS/YARDS	52/1043	68/1296
PENALTIES/YARDS	96/920	88/723
FUMBLE/LOST	36/24	42/21
TOUCHDOWNS	38	34
Rushing/Passing	22/12	17/16
Defensive/Kicking Game	4/0	1/0
TIME OF POSSESSION	31:01	28:59

SCORE BY PERIODS	1	2	3	4	OT	Total
CHIEFS TOTAL	85	69	85	104	0	343
Opp. Total	82	97	51	57	3	290

INDIVIDUAL STATISTICS

	PASSING							
	Att.	Cmp.	Yds.	Pct.	TD	Int	LG	Rating
Kenney	274	147	1983	53.6	9	16	64t	63.8
Fuller	134	77	934	57.5	3	4	53	73.9
Marshall	1	0	0	0.0	0	1	0	0.0
Hadnot	1	0	0	0.0	0	1	0	0.0
CHIEFS TOTAL	410	224	2917	54.6	12	22	64t	64.4
Opp. Total	567	291	3821	51.3	16	26	86t	63.1

	PASS RECEIVING				
	No.	Yds.	Avg.	LG	TD
J.T. Smith	63	852	13.5	42	2
Marshall	38	620	16.3	64t	4
Dixon	29	356	12.3	48	2
Hadnot	23	215	9.3	20	0
Delaney	22	246	11.2	61	0
Rome	17	203	11.9	23	1
McKnight	8	77	9.6	23	0
Carson	7	179	25.6	53	1
B. Jackson	6	31	5.2	10	1
Scott	5	72	14.4	26	1
Bledsoe	3	27	9.0	17	0
Murphy	2	36	18.0	22	0
Williams	1	3	3.0	3	0
CHIEFS TOTAL	224	2917	13.0	64t	12
Opp. Total	291	3821	13.1	86	16

	RUSHING				
	No.	Yds.	Avg.	LG	TD
Delaney	234	1121	4.8	82t	3
Hadnot	140	603	4.3	30	3
B. Jackson	111	398	3.6	31	10
McKnight	54	195	3.6	26	5
Fuller	19	118	6.2	27	0
Kenney	24	89	3.7	21	1
Marshall	3	69	23.0	34	0
Bledsoe	20	65	3.3	13	0
Williams	2	0	0.0	3	0
Carson	1	-1	-1.0	-1	0
Dixon	1	-5	-5.0	-5	0
Grupp	1	-19	-19.0	-19	0
CHIEFS TOTAL	610	2633	4.3	82t	22
Opp. Total	507	1747	3.5	30	17

TEAM LEADERS

Scoring:	Nick Lowery	115 pts: 37 PATs, 26 FGs
INTs:	Eric Harris	7-109 yds, 1 TD
Tackles:	Gary Spani	153 (104 solo)
Sacks:	Ken Kremer	8.0 (-57.5 yds)
Punting:	Bob Grupp	41-1556 yds, 38.0 avg, 5 In 20, 57 LG
Punt Returns:	J.T. Smith	50-528 yds, 10.6 avg, 0 TDs
Kickoff Returns:	James Murphy	20-457 yds, 22.9 avg, 0 TDs



Preseason (3-1)			
8/9	W	42-0	CLEVELAND..... 38,055
8/18	W	24-10	MINNESOTA..... 39,879
8/23	W	20-10	at St. Louis..... 41,687
8/30	L	21-31	San Francisco (Tucson, AZ) 27,000
Regular Season (8-8)			
9/7	L	14-27	OAKLAND..... 54,269
9/14	L	16-17	SEATTLE..... 42,403
9/21	L	13-20	at Cleveland..... 63,614
9/28	L	7-24	SAN DIEGO..... 45,161
10/5	W	31-17	at Oakland..... 40,153
10/12	W	21-20	HOUSTON..... 75,048
10/19	W	23-17	at Denver..... 74,459
10/26	W	20-17	DETROIT..... 59,391
11/2	L	24-31	BALTIMORE..... 52,383
11/9	W	31-30	at Seattle..... 58,976
11/16	L	7-20	at San Diego..... 50,248
11/23	W	21-13	at St. Louis..... 42,871
11/30	L	6-20	CINCINNATI..... 41,594
12/7	W	31-14	DENVER..... 40,237
12/14	L	16-21	at Pittsburgh..... 50,013
12/21	W	38-28	at Baltimore..... 19,641

REGULAR STARTERS

OFFENSE

WR Henry Marshall
LT Matt Herkenhoff
LG Bob Simmons
C Jack Rudny
RG Tom Condon
RT Charlie Getty
Jim Rourke
TE Mike Williams
WR J.T. Smith
QB Steve Fuller
RB Tony Reed
James Hadnot
RB Ted McKnight
K Nick Lowery

DEFENSE

LE Art Still
NT Don Parrish
RE Dave Lindstrom
LOLB Thomas Howard
LILB Frank Manumaleuga
RILB Gary Spani
ROLB Whitney Paul
LCB Gary Green
RCB Eric Harris
SS Herb Christopher
FS Gary Barbaro
P Bob Grupp

PRO BOWLERS IN BOLD

AMERICAN CONFERENCE				NATIONAL CONFERENCE			
Western Division				Western Division			
	W	L	T Pct.		W	L	T Pct.
San Diego	11	5	0 .688	Atlanta	12	4	0 .750
Oakland †	11	5	0 .688	Los Angeles †	11	5	0 .688
Kansas City	8	8	0 .500	San Francisco	6	10	0 .375
Denver	8	8	0 .500	New Orleans	1	15	0 .063
Seattle	4	12	0 .250				
Central Division				Central Division			
	W	L	T Pct.		W	L	T Pct.
Cleveland	11	5	0 .688	Minnesota	9	7	0 .563
Houston †	11	5	0 .688	Detroit	9	7	0 .563
Pittsburgh	9	7	0 .963	Chicago	7	9	0 .438
Cincinnati	6	10	0 .375	Tampa Bay	5	10	1 .344
				Green Bay	5	10	1 .344
Eastern Division				Eastern Division			
	W	L	T Pct.		W	L	T Pct.
Buffalo	11	5	0 .688	Philadelphia	12	4	0 .750
New England	10	6	0 .625	Dallas †	12	4	0 .750
Miami	8	8	0 .500	Washington	6	10	0 .375
Baltimore	7	9	0 .438	St. Louis	5	11	0 .313
N.Y. Jets	4	12	0 .250	N.Y. Giants	4	12	0 .250

AFC Championship: Oakland 34, San Diego 27
NFC Championship: Philadelphia 20, Dallas 7
Super Bowl XV: Oakland 27, Philadelphia 10

TEAM STATISTICS

	CHIEFS	OPP.
TOTAL FIRST DOWNS	270	328
Rushing/Passing/Penalty	130/122/18	136/179/13
3rd Down: Made/Att.	93/230	109/231
3rd Down Pct.	40.4	47.2
TOTAL NET YARDS	4321	5315
Avg. Per Game	270.1	332.2
Total Plays	1009	1096
Avg. Per Play	4.2	4.9
NET YARDS RUSHING	1873	2206
Avg. Per Game	117.1	137.9
Total Rushes	552	536
Avg. Per Play	3.4	4.1
NET YARDS PASSING	2448	3109
Avg. Per Game	153.0	194.3
Sacked/Yards Lost	57/241	37/284
Gross Yards	2869	3394
Attempts/Completions	401/237	523/278
Pct. of Completions	59.1	53.2
Had Intercepted	14	28
PUNTS/AVERAGE	85/390	67/41.6
Net Punting Avg.	33.7	31.4
PUNT RETURNS/YARDS	40/581	44/288
KICKOFF RETURNS/YARDS	62/1249	61/1253
PENALTIES/YARDS	74/698	82/617
FUMBLES/LOST	42/16	26/15
TOUCHDOWNS	37	42
Rushing/Passing	15/15	17/25
Defensive/Kicking Game	5/2	0/0
SAFETIES	0	0

SCORE BY PERIODS	1	2	3	4	OT	Total
CHIEFS TOTAL	58	105	75	81	0	319
Opp. Total	62	109	80	85	0	336

INDIVIDUAL STATISTICS

PASSING									
	Att.	Cmp.	Yds.	Pct.	TD	Int.	LG	Rating	
Fuller.....	320	193	2250	60.3	10	12	77	76.1	
Kenney.....	69	37	542	53.6	5	2	75	91.4	
Clements.....	12	7	77	58.3	0	0	18	77.4	
CHIEFS TOTAL	401	237	2869	59.1	15	14	77t	78.9	
Opp. Total.....	523	278	3394	53.2	25	28	62	67.0	
PASS RECEIVING									
	No.	Yds.	Avg.	LG	TD				
Marshall.....	47	799	17.0	75t	6				
J.T. Smith.....	46	655	14.2	77	2				
Reed.....	44	422	9.6	34	1				
McKnight.....	38	320	8.4	26	0				
Hadnot.....	15	97	6.5	18	0				
Gant.....	9	68	7.6	33	0				
Samuels.....	8	110	13.8	34	2				
Dixon.....	7	115	16.4	32	1				
Belton.....	5	94	18.8	55	0				
Morgado.....	5	27	5.4	10	1				
Rome.....	3	58	19.3	33	0				
Garcia.....	3	27	9.0	10	1				
Williams.....	2	9	4.5	6	1				
CHIEFS TOTAL	237	2869	12.1	77	15				
Opp. Total.....	278	3394	12.2	63	25				
RUSHING									
	No.	Yds.	Avg.	LG	TD				
McKnight.....	206	693	3.4	25	3				
Fuller.....	60	274	4.5	38	4				
Belton.....	68	273	4.0	14	2				
Hadnot.....	76	244	3.2	11	2				
Reed.....	68	180	2.6	24	0				
Morgado.....	47	120	2.6	11	4				
Carson.....	2	41	20.5	37	0				
Gant.....	9	32	3.6	11	0				
Marshall.....	3	22	7.3	9	0				
Kenney.....	8	8	1.0	4	0				
Clements.....	2	0	0.0	0	0				
Grupp.....	3	-14	-4.7	-4	0				
CHIEFS TOTAL	552	1873	3.4	38	15				
Opp. Total.....	536	2201	4.1	57	17				

TEAM LEADERS

Scoring: Nick Lowery.....	97 pts:	37 PATs, 20 FGs
INTs: Gary Barbaro.....	10-163 yds., 0 TDs	
Tackles: Gary Spani.....	149 (96 solo)	
Sacks: Art Still.....	14.5 (-115.0 yds.)	
Punting: Bob Grupp.....	84-3317 yds., 39.5 avg., 23 In 20, 57 LG	
Punt Returns: J.T. Smith.....	40-581 yds., 14.5 avg., 2 TDs	
Kickoff Returns: Carlos Carson.....	40-917 yds., 22.9 avg., 0 TDs	



Preseason (3-1)			
8/4	L	10-14	at Green Bay 53,994
8/9	W	24-21	PHILADELPHIA 33,578
8/18	W	20-3	ST. LOUIS 43,214
8/23	W	25-0	at Minnesota 39,578
Regular Season (7-9)			
9/2	W	14-0	BALTIMORE 50,442
9/9	L	24-27	CLEVELAND 42,181
9/16	L	6-20	at Houston 45,684
9/23	W	35-7	OAKLAND 67,281
9/30	W	24-6	at Seattle 61,169
10/7	W	10-7	at Cincinnati 40,041
10/14	L	10-24	DENVER 74,292
10/21	L	17-21	N.Y. GIANTS 45,742
10/28	L	3-20	at Denver 74,908
11/4	L	14-20	SAN DIEGO 59,353
11/11	L	3-30	PITTSBURGH 70,132
11/18	W	24-21	at Oakland 53,596
11/25	L	7-28	at San Diego 50,078
12/2	W	37-21	SEATTLE 42,160
12/9	W	10-7	at Baltimore 25,684
12/16	L	0-3	at Tampa Bay 63,624

REGULAR STARTERS

OFFENSE		DEFENSE	
WR Henry Marshall	LE Art Still	NT Don Parrish	RE Sylvester Hicks
LT Charlie Getty	OLB Whitney Paul	RCB Tim Collier	SS Jerry Reese
LG Bob Simmons	LILB Frank Manumaleuga	M.L. Carter	FS Gary Barbaro
C Jack Rudnay	RILB Gary Spani	RB Tony Reed	P Bob Grupp
RG Tom Condon	ROLB Thomas Howard	TE Tony Samuels	
RT Jim Nicholson	LCB Gary Green	RB Tony Reed	
TE Walter White	RCB Tim Collier	RB Ted McKnight	
WR J.T. Smith	SS Jerry Reese	K Jan Stenerud	
QB Steve Fuller	FS Gary Barbaro		
TE Tony Samuels	P Bob Grupp		
RB Tony Reed			
RB Ted McKnight			
K Jan Stenerud			

PRO BOWLERS IN BOLD

AMERICAN CONFERENCE					NATIONAL CONFERENCE				
Western Division					Western Division				
San Diego	W	L	T	Pct.	Los Angeles	W	L	T	Pct.
Denver †	12	4	0	.750	New Orleans	9	7	0	.563
Seattle	10	6	0	.625	Atlanta	8	8	0	.500
Oakland	9	7	0	.563	San Francisco	6	10	0	.375
Kansas City	9	7	0	.563		2	14	0	.125
	7	9	0	.438	Central Division				
					Tampa Bay	W	L	T	Pct.
					Chicago †	10	6	0	.625
					Minnesota	10	6	0	.625
					Green Bay	7	9	0	.438
					Detroit	5	11	0	.313
						2	14	0	.125
					Eastern Division				
					Dallas	W	L	T	Pct.
					Philadelphia †	11	5	0	.688
					Washington	11	5	0	.688
					N.Y. Giants	10	6	0	.625
					St. Louis	6	10	0	.375
						5	11	0	.313

AFC Championship: Pittsburgh 27, Houston 13
NFC Championship: L. A. Rams 9, Tampa Bay 0
Super Bowl XIV: Pittsburgh 31, Los Angeles 19

TEAM STATISTICS

	CHIEFS	OPP.
TOTAL FIRST DOWNS	241	297
Rushing/Passing/Penalty	122/91/28	102/169/26
3rd Down: Made/Att.	76/235	108/259
3rd Down Pct.	32.3	41.7
TOTAL NET YARDS	3976	4971
Avg. Per Game	248.5	310.7
Total Plays	972	1088
Avg. Per Play	4.1	4.6
NET YARDS RUSHING	2316	1847
Avg. Per Game	144.8	115.4
Total Rushes	569	522
Avg. Per Play	4.1	3.5
NET YARDS PASSING	1660	3124
Avg. Per Game	103.8	195.3
Sacked/Yards Lost	42/293	38/280
Gross Yards	1953	3404
Attempts/Completions	361/190	528/296
Pct. of Completions	52.6	56.1
Had Intercepted	18	23
PUNTS/AVERAGE	90/43.1	88/38.1
Net Punting Avg.	37.2	30.5
PUNT RETURNS/YARDS	58/612	49/315
KICKOFF RETURNS/YARDS	51/1006	51/1017
PENALTIES/YARDS	108/971	127/1012
FUMBLES/LOST	31/18	34/14
TOUCHDOWNS	29	32
Rushing/Passing	18/7	8/22
Returns: Off./Def./Kicking Game*	1/1/2	0/2/0
SAFETIES	0	0

SCORE BY PERIODS	1	2	3	4	OT	TOTAL
CHIEFS TOTAL	52	53	40	93	0	238
Opp. Total	64	55	64	79	0	262

INDIVIDUAL STATISTICS

	PASSING							LG	TD
	Att.	Cmp.	Yds.	Pct.	TD	Int	LG		
Fuller	270	146	1484	54.1	6	14	40	55.8	
Livingston	90	44	469	48.9	1	4	38	49.9	
Grupp	1	0	0	0.0	0	0	0	39.6	
CHIEFS TOTAL	361	190	1953	52.6	7	18	40	54.0	
Opp. Total	528	296	3404	56.1	22	23	56	71.4	

	PASS RECEIVING					LG	TD
	No.	Yds.	Avg.	LG	TD		
McKnight	38	226	6.0	24	0		
Reed	34	352	10.4	40	0		
J.T. Smith	33	444	13.5	34	3		
Marshall	21	332	15.8	38†	1		
Williams	16	129	8.1	25	2		
Gant	15	101	6.7	26	0		
Samuels	14	147	10.5	30	0		
Morgado	5	55	11.0	22	0		
Gauntly	5	87	17.4	23	1		
Belton	4	44	11.0	23	0		
White	3	15	5.0	12	0		
Beckman	2	21	10.5	12	0		
CHIEFS TOTAL	190	1953	10.3	40	7		
Opp. Total	296	3404	11.5	56	22		

	RUSHING				
	No.	Yds.	Avg.	LG	TD
McKnight	153	755	4.9	84†	8
Reed	113	446	4.0	23	1
Fuller	50	264	5.3	49	1
Williams	69	261	3.8	22	1
Morgado	75	231	3.1	19	4
Gant	56	196	3.5	16	1
Belton	44	134	3.0	19	1
Marshall	2	34	17.0	23	1
Livingston	3	2	0.7	5	0
Haslip	2	1	0.5	1	0
Manumaleuga	1	-3	-3.0	-3	0
Rome	1	-5	-5.0	5	0
CHIEFS TOTAL	569	2316	4.1	84†	18
Opp. Total	522	1847	3.5	41	8

TEAM LEADERS

Scoring: Jan Stenerud	64	pats	12	FGs
INTs: Gary Barbaro	7-142	yds.	1	TD
Tackles: Gary Spani	157	(115 solo)		
Sacks: Art Still	8.5	(-63.5 yds.)		
Punting: Bob Grupp	89-3883	yds.	43.6	avg.
Punt Returns: J.T. Smith	58-612	yds.	10.6	avg.
Kickoff Returns: Horace Belton	22-463	yds.	21.0	avg.
	0	TDs		



4-12 • 5th AFC West • Marv Levy

Preseason (2-2)

8/5	W	17-14	at Green Bay	54,453
8/12	W	17-13	MINNESOTA	41,092
8/20	L	7-24	at New England	39,043
8/26	L	7-12	ST. LOUIS	40,884

Regular Season (4-12)

9/3	W	24-23	at Cincinnati	41,810
9/10	L	17-20	HOUSTON	40,213
9/17	L	10-26	at N.Y. Giants	70,546
9/24	L	17-23 OT	DENVER	60,593
10/1	L	13-28	at Buffalo	47,310
10/8	L	13-30	TAMPA BAY	38,201
10/15	L	6-28	at Oakland	50,759
10/22	W	17-3	CLEVELAND	41,157
10/29	L	24-27	at Pittsburgh	48,185
11/5	L	10-20	OAKLAND	75,418
11/12	L	23-29 OT	at San Diego	41,393
11/19	L	10-13	SEATTLE	35,252
11/26	W	23-0	SAN DIEGO	26,248
12/3	W	14-10	BUFFALO	25,781
12/10	L	3-24	at Denver	74,149
12/17	L	19-23	at Seattle	58,490

REGULAR STARTERS

OFFENSE		DEFENSE	
WR	Henry Marshall	LE	Art Still
LT	Matt Herkenhoff	NT	Don Parrish
LG	Bob Simmons	RE	Sylvester Hicks
C	Jack Rudnay	LOLB	Whitney Paul
RG	Tom Condon	LILB	Dave Rozumek
RT	Charlie Getty	RILB	Gary Spani
TE	Walter White	ROLB	Thomas Howard
QB	Mike Livingston	LCB	Gary Green
LHB	Tony Reed	RCB	Ermitt Thomas
FB	Mark Bailey		Tim Collier
	Arnold Morgado	SS	Tim Gray
RHB	Ted McKnight	FS	Gary Barbaro
K	Jan Stenerud	P	Zenon Andrusyshyn

PRO BOWLERS IN BOLD

AMERICAN CONFERENCE				NATIONAL CONFERENCE			
Western Division				Western Division			
Denver	W	L	T Pct.	Los Angeles	W	L	T Pct.
Oakland	10	6	0 .625	Atlanta †	12	4	0 .750
Seattle	9	7	0 .563	New Orleans	9	7	0 .563
San Diego	9	7	0 .563	San Francisco	7	9	0 .563
Kansas City	4	12	0 .250		2	14	0 .125
Central Division				Central Division			
Pittsburgh	W	L	T Pct.	Minnesota	W	L	T Pct.
Houston †	14	2	0 .875	Green Bay	8	7	1 .531
Cleveland	10	6	0 .625	Detroit	7	9	0 .438
Cincinnati	8	8	0 .500	Chicago	7	9	0 .438
	4	12	0 .250	Tampa Bay	5	11	0 .313
Eastern Division				Eastern Division			
New England	W	L	T Pct.	Dallas	W	L	T Pct.
Miami †	11	5	0 .688	Philadelphia †	12	4	0 .750
N.Y. Jets	11	5	0 .688	Washington	9	7	0 .563
Buffalo	8	8	0 .500	St. Louis	8	8	0 .500
Baltimore	5	11	0 .313	N.Y. Giants	6	10	0 .375

AFC Championship: Pittsburgh 34, Houston 5
NFC Championship: Dallas 28, L.A. Rams 0
Super Bowl XIII: Pittsburgh 35, Dallas 31

TEAM STATISTICS

	CHIEFS	OPP
TOTAL FIRST DOWNS	287	284
Rushing/Passing/Penalty	160/98/29	138/122/24
3rd Down: Made/Att.	102/247	98/225
3rd Down Pct.	41.3	43.6
TOTAL NET YARDS	4820	4971
Avg. Per Game	301.3	310.7
Total Plays	1054	995
Avg. Per Play	4.6	5.0
NET YARDS RUSHING	2986	2389
Avg. Per Game	213.3	149.3
Total Rushes	663	601
Avg. Per Play	4.5	4.0
NET YARDS PASSING	1834	2582
Avg. Per Game	114.6	161.4
Sacked/Yards Lost	21/198	29/238
Gross Yards	2032	2820
Attempts/Completions	370/204	365/219
Pct. of Completions	55.1	60.0
Had Intercepted	16	21
PUNTS/AVERAGE	80/40.6	76/39.9
Net Punting Avg.	32.1	30.9
PUNT RETURNS/YARDS	45/488	50/538
KICKOFF RETURNS/YARDS	61/1456	54/1087
PENALTIES/YARDS	110/1048	100/938
FUMBLES/LOST	32/18	30/14
TOUCHDOWNS	26	42
Rushing/Passing	19/7	21/17
Defensive/Kicking Game	0/0	2/2
SAFETIES	1	0

SCORE BY PERIODS	1	2	3	4	OT	Total
CHIEFS TOTAL	42	70	62	69	0	243
Opp. Total	64	113	47	91	12	327

INDIVIDUAL STATISTICS

	PASSING						
	Att.	Cmp.	Yds.	Pct.	TD	Int	LG Rating
Livingston	290	159	1573	54.8	5	13	44 57.3
Adams	79	44	415	55.7	2	3	26 62.9
White	1	1	44	100.0	0	0	44 118.8
CHIEFS TOTAL	370	204	2032	55.1	7	16	44 59.3
Opp. Total	365	219	2820	60.0	17	21	57 75.8

	PASS RECEIVING					
	No.	Yds.	Avg.	LG	TD	
Reed	48	483	10.1	44	1	
White	42	340	8.1	24	1	
Lane	36	279	7.8	44	0	
H. Marshall	26	433	16.7	40	2	
McKnight	14	83	5.9	19	1	
Belton	11	88	8.0	22	0	
Dorsey	9	169	18.8	33	2	
Morgado	7	47	6.7	15	0	
Samuels	6	97	16.2	38	0	
Bailey	5	13	2.6	15	0	
CHIEFS TOTAL	204	2032	9.7	44	7	
Opp. Total	219	2820	12.9	57	17	

	RUSHING				
	No.	Yds.	Avg.	LG	TD
Reed	206	1053	5.1	62	6
McKnight	104	627	6.0	41	5
Morgado	160	593	3.7	18	7
Bailey	83	298	3.6	17	0
Lane	52	277	5.3	30	0
Belton	24	79	3.3	8	0
Livingston	23	49	2.1	18	1
Adams	9	15	1.7	6	0
Andrusyshyn	1	0	0.0	0	0
Marshall	1	-5	-5.0	-5	0
CHIEFS TOTAL	663	2986	4.5	62	19
Opp. Total	601	2389	4.0	55	21

TEAM LEADERS

Scoring:	Jan Stenerud	85 pts:	25 PATS, 20 FGs
INTs:	Tim Gray	6-118 yds., 0 TDs	
Tackles:	Gary Spani	144 (102 solo)	
Sacks:	Art Still	6.5 (-59.0 yds.)	
Punting:	Zenon Andrusyshyn	79-3247 yds., 41.1 avg., 18 In 20, 61 LG	
Punt Returns:	Eddie Payton	32-364 yds., 11.4 avg., 2 TDs	
Kickoff Returns:	Eddie Payton	30-775 yds., 25.8 avg., 0 TDs	



2-12 • 5th AFC West • Paul Wiggins (1-6), Tom Bettis (1-6)*

Preseason (3-3)		
8/6	L	0-17 at Detroit 52,309
8/13	W	23-21 PITTSBURGH 28,584
8/18	L	7-13 at Washington 33,263
8/27	W	27-19 L.A. RAMS 34,975
9/5	L	16-24 ATLANTA 22,748
9/10	W	37-20 ST. LOUIS 35,954
Regular Season (2-12)		
9/18	L	17-21 at New England 58,185
9/25	L	7-23 SAN DIEGO 56,146
10/3	L	28-37 OAKLAND (Mon) (N) 60,684
10/9	L	7-23 at Denver 74,878
10/16	L	6-17 BALTIMORE 63,076
10/23	W	21-16 at San Diego 33,010
10/30	L	7-44 at Cleveland 60,631
11/6	W	20-10 GREEN BAY 62,687
11/13	L	27-28 at Chicago 49,543
11/20	L	7-14 DENVER 54,050
11/27	L	20-34 at Houston 42,934
12/4	L	7-27 CINCINNATI 38,488
12/11	L	31-34 SEATTLE 22,262
12/18	L	20-21 at Oakland 50,304

*Bettis replaced Wiggins after seven games

TEAM STATISTICS

	CHIEFS	OPP.
TOTAL FIRST DOWNS	228	304
Rushing/Passing/Penalty	95/110/23	169/113/22
3rd Down: Made/Att.	64/196	83/202
3rd Down Pct.	32.7	41.1
TOTAL NET YARDS	3936	4993
Avg. Per Game	281.1	356.7
Total Plays	878	992
Avg. Per Play	4.5	5.0
NET YARDS RUSHING	1843	2971
Avg. Per Game	131.6	211.8
Total Rushes	456	634
Avg. Per Play	4.0	4.7
NET YARDS PASSING	2093	2022
Avg. Per Game	149.5	144.4
Sacked/Yards Lost	48/421	25/222
Gross Yards	2514	2244
Attempts/Completions	374/190	333/175
Pct. of Completions	50.8	52.6
Had Intercepted	26	21
PUNTS/AVERAGE	89/39.4	63/41.0
Net Punting Avg.	30.8	35.7
PUNT RETURNS/YARDS	36/236	50/702
KICKOFF RETURNS/YARDS	63/1294	44/988
PENALTIES/YARDS	82/706	105/930
FUMBLES/LOST	32/21	39/23
TOUCHDOWNS	29	42
Rushing/Passing	13/11	23/15
Defensive/Kicking Game	5/0	3/1
SAFETIES	0	0

SCORE BY PERIODS	1	2	3	4	OT	Total
CHIEFS TOTAL	73	50	23	79	0	325
Opp. Total	92	99	79	79	0	449

REGULAR STARTERS

OFFENSE		DEFENSE	
WR	Henry Marshall	LE	Whitney Paul
LT	Matt Herkenhoff	LT	Willie Lee
LG	Bob Simmons	RT	Keith Simons
C	Jack Rudny	RE	Wilbur Young
RG	Tom Condon	LLB	Billy Andrews
RT	Jim Nicholson	MLB	Willie Lanier
TE	Walter White	RLB	Jim Lynch
WR	Larry Williams	LCB	Gary Green
	Larry Brunson	RCB	Emmitt Thomas
QB	Mike Livingston		Tim Collier
RB	Tony Reed	SS	Tim Gray
	Ed Podolak	FS	Gary Barbaro
RB	Mark Bailey	P	Jerrel Wilson
	John Brockington		
K	Jan Stenerud		

PRO BOWLERS IN BOLD

INDIVIDUAL STATISTICS

	PASSING							
	Att.	Cmp.	Yds.	Pct.	TD	Int	LG	Rating
Livingston	282	143	1823	50.7	9	15	49	59.8
Adams	92	47	691	51.1	2	11	63	43.7
CHIEFS TOTAL	374	190	2514	50.8	11	26	63	52.9
Opp. Total	333	175	2244	52.6	15	21	48	62.8

	PASS RECEIVING				
	No.	Yds.	Avg.	LG	TD
White	48	674	14.0	48t	5
Podolak	32	313	9.8	23	0
Marshall	20	445	19.3	49	4
Brunson	20	295	14.8	63	0
Brockington	19	222	11.7	48	1
Bailey	17	206	12.1	47l	1
Reed	12	125	10.4	20	0
Williams	7	94	13.4	27	0
Samuels	5	65	13.0	32	0
Lane	3	40	13.3	21	0
Morgado	2	21	10.5	12	0
McKnight	1	11	11.0	11	0
Beckman	1	3	3.0	3	0
CHIEFS TOTAL	190	2514	13.2	63	11
Opp. Total	175	2244	12.8	48	15

	RUSHING				
	No.	Yds.	Avg.	LG	TD
Podolak	133	550	4.1	41	5
Reed	126	505	4.0	59	5
Bailey	66	266	4.0	37l	2
Brockington	54	161	3.0	12	2
Lane	25	79	3.2	9	1
Livingston	19	78	4.1	13	1
McKnight	11	74	6.7	19	1
Burks	1	51	51.0	51	0
Williams	2	30	15.0	17	0
Adams	5	21	4.2	8	1
Morgado	3	12	4.0	9	0
Marshall	7	11	1.6	5	0
Brunson	2	8	4.0	11	0
White	2	-3	-0.7	3	0
CHIEFS TOTAL	456	1843	4.0	59	13
Opp. Total	634	2971	4.7	78t	23

TEAM LEADERS

Scoring: Jan Stenerud	51 pts: 27 PATs, 8 FGs
INTs: Gary Barbaro	8-165 yds., 1 TD
Tackles: Willie Lanier	132 (88 solo)
Sacks: Wilbur Young	6.5 (-51.5 yds)
Punting: Jerrel Wilson	88-3510 yds., 39.9 avg., 11 in 20, 59 LG
Punt Returns: Gary Green	14-115 yds., 8.2 avg., 0 TDs
Kickoff Returns: Ted McKnight	12-305 yds., 25.4 avg., 0 TDs

AMERICAN CONFERENCE				NATIONAL CONFERENCE			
Western Division				Western Division			
	W	L	T Pct.		W	L	T Pct.
Denver	12	2	0 .857	Los Angeles	10	4	0 .714
Oakland †	11	3	0 .786	Atlanta	7	7	0 .500
San Diego	7	7	0 .500	San Francisco	5	9	0 .357
Seattle	5	9	0 .357	New Orleans	3	11	0 .314
Kansas City	2	12	0 .143	Central Division			
Central Division				Central Division			
	W	L	T Pct.		W	L	T Pct.
Pittsburgh	9	5	0 .643	Minnesota	9	5	0 .643
Houston	8	6	0 .571	Chicago †	9	5	0 .643
Cincinnati	8	6	0 .571	Detroit	6	8	0 .429
Cleveland	6	8	0 .429	Green Bay	4	10	0 .286
Eastern Division				Eastern Division			
	W	L	T Pct.		W	L	T Pct.
Baltimore	10	4	0 .714	Dallas	12	2	0 .857
Miami	10	4	0 .714	Washington	9	5	0 .643
New England	9	5	0 .643	St. Louis	7	7	0 .500
N.Y. Jets	3	11	0 .214	Philadelphia	5	9	0 .357
Buffalo	3	11	0 .214	N.Y. Giants	5	9	0 .357

AFC Championship: Denver 20, Oakland 17

NFC Championship: Dallas 23, Minnesota 6

Super Bowl XII: Dallas 27, Denver 10



5-9 • 4th AFC West • Paul Wiggin

Preseason (2-4)

8/2	W	9-3 OT	HOUSTON	30,006
8/7	L	10-13	MINNESOTA	32,851
8/15	L	13-21	at San Francisco	36,101
8/21	W	23-20	WASHINGTON	30,014
8/28	L	21-23	DETROIT	27,410
9/3	L	14-31	at St. Louis	42,997

Regular Season (5-9)

9/12	L	16-30	SAN DIEGO	53,133
9/20	L	21-24	OAKLAND (Mon) (N)	60,884
9/26	L	17-27	NEW ORLEANS	53,918
10/3	L	17-50	at Buffalo	51,909
10/10	W	33-30	at Washington	53,060
10/17	W	20-17 OT	at Miami	43,325
10/24	L	26-35	DENVER	57,961
10/31	W	28-19	at Tampa Bay	41,779
11/7	L	0-45	PITTSBURGH	71,516
11/14	L	10-21	at Oakland	48,859
11/21	L	24-27	CINCINNATI	56,015
11/28	W	23-20	at San Diego	29,272
12/5	L	16-17	at Denver	58,170
12/12	W	39-14	CLEVELAND	34,340

REGULAR STARTERS

OFFENSE

WR	Henry Marshall
LT	Matt Herkenhoff
LG	Charlie Getty
C	Jack Rudnay
RG	Tom Conroy
RT	Jim Nicholson
TE	Billy Masters
WR	Larry Brunson
QB	Mike Livingston
RB	Woody Green
	Ed Podolak
	Tommy Reamon
RB	MacArthur Lane
K	Jan Stenerud

DEFENSE

LE	Whitney Paul
LT	James Wolf
RT	Keith Simons
RE	Wilbur Young
LLB	Billy Andrews
MLB	Willie Lanier
RLB	Jim Lynch
LCB	Kerry Reardon
RCB	Emmitt Thomas
LS	Tim Gray
RS	Gary Barbaro
P	Jerrel Wilson

PRO BOWLERS IN BOLD

AMERICAN CONFERENCE				NATIONAL CONFERENCE			
Western Division				Western Division			
Oakland	W	L	T Pct.	Los Angeles	W	L	T Pct.
13	1	0	.929	10	3	1	.750
Denver	9	5	0 .643	San Francisco	8	6	0 .571
San Diego	6	8	0 .429	Atlanta	4	10	0 .286
Kansas City	5	9	0 .357	New Orleans	4	10	0 .286
Tampa Bay	0	14	0 .000	Seattle	2	12	0 .143
Central Division				Central Division			
Pittsburgh	W	L	T Pct.	Minnesota	W	L	T Pct.
10	4	0	.714	11	2	1	.821
Cincinnati	10	4	0 .714	Chicago	7	7	0 .500
Cleveland	9	5	0 .643	Detroit	6	8	0 .429
Houston	5	9	0 .357	Green Bay	5	9	0 .357
Eastern Division				Eastern Division			
Baltimore	W	L	T Pct.	Dallas	W	L	T Pct.
11	3	0	.786	11	3	0	.786
New England †	11	3	0 .786	Washington †	10	4	0 .714
Miami	6	8	0 .429	St. Louis	10	4	0 .714
N.Y. Jets	3	11	0 .214	Philadelphia	4	10	0 .286
Buffalo	2	12	0 .143	N.Y. Giants	3	11	0 .214

AFC Championship: Oakland 24, Pittsburgh 7
NFC Championship: Minnesota 24, L.A. Rams 13
Super Bowl XI: Oakland 32, Minnesota 14

TEAM STATISTICS

	CHIEFS	OPP
TOTAL FIRST DOWNS	275	309
Rushing/Passing/Penalty	104/151/20	161/133/15
3rd Down: Made/Att.	79/210	78/184
3rd Down Pct.	37.6	42.4
TOTAL NET YARDS	4804	5359
Avg. Per Game	343.1	382.8
Total Plays	959	899
Avg. Per Play	5.0	6.0
NET YARDS RUSHING	1873	2861
Avg. Per Game	133.8	204.4
Total Rushes	498	555
Avg. Per Play	3.8	5.2
NET YARDS PASSING	2929	2496
Avg. Per Game	209.2	178.3
Sacked/Yards Lost	42/374	22/188
Gross Yards	3303	2684
Attempts/Completions	419/229	375/215
Pct. of Completions	54.6	57.3
Had Intercepted	17	23
PUNTS/AVERAGE	67/41.7	63/39.7
Net Punting Avg.	33.7	30.3
PUNT RETURNS/YARDS	34/429	39/375
KICKOFF RETURNS/YARDS	64/1538	55/1263
PENALTIES/YARDS	97/789	88/762
FUMBLES/LOST	31/16	35/20
TOUCHDOWNS	33	51
Rushing/Passing	18/15	24/25
Defensive/Kicking Game	0/0	0/0
SAFETIES	1	1

SCORE BY PERIODS	1	2	3	4	OT	Total
CHIEFS TOTAL	49	95	71	72	3	290
Opp. Total	95	71	83	127	0	376

INDIVIDUAL STATISTICS

	PASSING						
	Att.	Cmp.	Yds.	Pct.	TD	Int	LG Rating
Livingston	338	189	2682	55.9	12	13	57 77.9
Adams	71	36	575	50.7	3	4	49 68.8
Nott	10	4	46	40.0	0	0	23 54.6
Lane	0	0	0	0.0	0	0	0 0.0
CHIEFS TOTAL	419	229	3303	54.6	15	17	57 75.4
Opp. Total	375	215	2684	57.3	25	23	— 76.6

	PASS RECEIVING					
	No.	Yds.	Avg.	LG	TD	
Lane	66	686	10.4	44	1	
White	47	808	17.2	41	7	
Brunson	33	656	19.9	57	1	
Marshall	28	443	15.8	31	2	
Masters	18	269	14.9	30	3	
Podolak	13	156	12.0	23	0	
Reamon	10	136	13.6	49	1	
Green	9	100	11.1	31	0	
McNeil	2	33	16.5	18	0	
Harrison	1	12	12.0	12	0	
Williams	1	9	9.0	9	0	
Getty	1	-5	-5.0	0	0	
CHIEFS TOTAL	229	3303	14.4	57	15	
Opp. Total	215	2684	12.5	57	25	

	RUSHING				
	No.	Yds.	Avg.	LG	TD
Lane	162	542	3.3	20	5
Podolak	88	371	4.2	22	5
Green	73	322	4.4	27	1
Reamon	103	314	3.1	14	4
Marshall	5	101	20.2	59	1
Livingston	31	89	2.9	19	2
Adams	5	46	9.2	21	0
Harrison	16	41	2.6	7	0
McNeil	8	26	3.3	7	0
White	2	15	7.5	8	0
Kinney	1	7	7.0	7	0
Brunson	3	-1	-0.3	5	0
Stenerud	1	0	0.0	0	0
CHIEFS TOTAL	498	1873	3.8	59	18
Opp. Total	555	2861	5.2	77	24

TEAM LEADERS

Scoring:	Jan Stenerud	90 pts	21 PATs, 27 FGs
INTs:	Kerry Reardon	5-26 yds.	0 TDs
Sacks:	Lawrence Estes	5.0 (-52.0 yds.)	
Punting:	Jerrel Wilson	65-2729 yds.	42.0 avg., 14 In 20, 62 LG
Punt Returns:	Larry Brunson	31-387 yds.	12.5 avg., 0 TDs
Kickoff Returns:	Lawrence Williams	25-686 yds.	27.6 avg., 0 TDs



5-9 • 3rd AFC West • Paul Wigin

Preseason (3-3)				
8/9	L	3-10	ST. LOUIS	40,081
8/18	W	26-20	DALLAS	35,630
8/23	L	24-27	at Detroit	62,094
8/30	L	6-14	L.A. RAMS	36,814
9/6	W	13-3	GREEN BAY	35,543
9/12	W	9-7	at Buffalo	48,691
Regular Season (5-9)				
9/21	L	33-37	at Denver	51,858
9/28	L	24-30	N.Y. JETS	74,169
10/5	L	3-20	SAN FRANCISCO	58,386
10/12	W	42-10	OAKLAND	60,425
10/19	W	12-10	at San Diego	26,657
10/26	W	26-13	DENVER	70,043
11/2	L	13-17	HOUSTON	62,989
11/10	W	34-31	at Dallas (Mon) (N)	63,539
11/16	L	3-28	at Pittsburgh	48,803
11/23	W	24-21 OT	DETROIT	55,161
11/30	L	14-28	at Baltimore	42,122
12/7	L	20-28	SAN DIEGO	46,888
12/14	L	14-20	at Cleveland	44,368
12/21	L	20-28	at Oakland	48,604

REGULAR STARTERS

OFFENSE		DEFENSE	
WR	Barry Pearson	LE	John Matuszak
LT	Charlie Getty	LT	Marvin Upshaw
LG	Rocky Rasley	RT	Buck Buchanan
C	Jack Rudnay	RE	Wilbur Young
RG	Tom Condon	LLB	Bill Peterson
RT	Jim Nicholson	MLB	Willie Lanier
TE	Billy Masters	RLB	Jim Lynch
WR	Larry Brunson	LCB	Kerry Reardon
QB	Mike Livingston	RCB	Emmitt Thomas
	Len Dawson	LS	Jim Kearney
RB	Woody Green	RS	Mike Sensibaugh
RB	MacArthur Lane	P	Jerrel Wilson
K	Jan Stenerud		

PRO BOWLERS IN BOLD

AMERICAN CONFERENCE				NATIONAL CONFERENCE			
Western Division				Western Division			
W	L	T	Pct.	W	L	T	Pct.
Oakland	11	3	0.786	Los Angeles	12	2	0.857
Denver	6	8	0.429	San Francisco	5	9	0.357
Kansas City	5	9	0.357	Atlanta	4	10	0.286
San Diego	2	12	0.143	New Orleans	2	12	0.143
Central Division				Central Division			
W	L	T	Pct.	W	L	T	Pct.
Pittsburgh	12	2	0.857	Minnesota	12	2	0.857
Cincinnati †	11	3	0.786	Detroit	7	7	0.500
Houston	10	4	0.714	Chicago	4	10	0.286
Cleveland	3	11	0.214	Green Bay	4	10	0.286
Eastern Division				Eastern Division			
W	L	T	Pct.	W	L	T	Pct.
Baltimore	10	4	0.714	St. Louis	11	3	0.786
Miami	10	4	0.714	Dallas †	10	4	0.714
Buffalo	8	6	0.571	Washington	8	6	0.571
New England	3	11	0.241	N.Y. Giants	5	9	0.357
N.Y. Jets	3	11	0.214	Philadelphia	4	10	0.286

AFC Championship: Pittsburgh 16, Oakland 10
 NFC Championship: Dallas 37, L.A. Rams 7
 Super Bowl X: Pittsburgh 21, Dallas 17

TEAM STATISTICS

	CHIEFS	OPP.
TOTAL FIRST DOWNS	261	289
Rushing/Passing/Penalty	110/128/23	149/121/19
3rd Down: Made/Att.	83/215	83/190
3rd Down Pct.	38.6	43.7
TOTAL NET YARDS	4207	5224
Avg. Per Game	300.5	373.1
Total Plays	933	915
Avg. Per Play	4.5	5.7
NET YARDS RUSHING	1847	2712
Avg. Per Game	131.9	193.7
Total Rushes	488	562
Avg. Per Play	3.8	4.8
NET YARDS PASSING	2360	2512
Avg. Per Game	168.6	179.4
Sacked/Yards Lost	53/425	28/179
Gross Yards	2785	2520
Attempts/Completions	395/217	325/186
Pct. of Completions	54.9	57.2
Had Intercepted	16	20
PUNTS/AVERAGE	72/39.3	61/40.6
PUNT RETURNS/YARDS	27/303	36/503
KICKOFF RETURNS/YARDS	61/1342	59/1334
PENALTIES/YARDS	82/668	98/929
FUMBLES/LOST	38/18	40/22
TOUCHDOWNS	31	44
Rushing/Passing	14/15	24/18
Returns: Off./Def./Kicking Game*	1/1/0	1/1/0
SAFETIES	0	2

SCORE BY PERIODS	1	2	3	4	OT	Total
CHIEFS TOTAL	64	86	47	82	3	282
Opp. Total	48	93	98	102	0	341

INDIVIDUAL STATISTICS

	PASSING							
	Att.	Cmp.	Yds.	Pct.	TD	Int	LG	Rating
Dawson	140	93	1095	66.4	5	4	51	89.9
Livingston	176	88	1245	50.0	8	6	69	74.1
Adams	77	36	445	46.8	2	4	32	52.2
White	1	0	0	0.0	0	0	0	39.6
Podolak	1	0	0	0.0	0	1	0	0.0
CHIEFS TOTAL	395	217	2785	54.9	15	16	69	72.8
Opp. Total	325	186	2520	57.2	18	20	90	74.6

	PASS RECEIVING				
	No.	Yds.	Avg.	LG	TD
Podolak	37	332	9.0	21	2
Pearson	36	608	16.9	45	3
Lane	25	202	8.1	32	0
Masters	24	314	13.1	32	3
White	23	559	24.3	69†	3
Brunson	23	398	17.3	36	2
Green	23	215	9.3	28	1
Kinney	21	148	7.0	15	0
Dressler	2	7	3.5	4	1
Craig	1	10	10.0	10	0
LaGrand	1	-1	-1.0	0	0
Adams	1	-7	-7.0	0	0
CHIEFS TOTAL	217	2785	12.8	69†	15
Opp. Total	186	2520	13.5	90†	18

	RUSHING				
	No.	Yds.	Avg.	LG	TD
Green	167	611	3.7	42	5
Podolak	102	351	3.4	25	3
Lane	79	311	3.9	39	2
Kinney	85	304	3.6	20	2
Brunson	2	89	44.5	65	0
Livingston	13	68	5.2	28	1
Adams	8	42	5.3	16	0
LaGrand	13	38	2.9	11	1
Miller	7	20	2.9	10	0
Dressler	3	16	5.3	11	0
Dawson	5	7	1.4	9	0
White	4	-10	-2.5	0	0
CHIEFS TOTAL	488	1847	3.8	65	14
Opp. Total	562	2712	4.8	50	20

TEAM LEADERS

Scoring: Jan Stenerud	96 pts: 30 PATs, 22 FGs
INTs: Emmitt Thomas	6-119 yds., 0 TDs
Sacks: Wilbur Young	8.5 (-73.0 yds.)
Punting: Jerrel Wilson	54-2233 yds., 41.4 avg., 64 LG
Punt Returns: Charlie Thomas	12-112 yds., 9.3 avg., 0 TDs
Kickoff Returns: Reggie Craig	10-247 yds., 24.7 avg., 0 TDs



5-9 • 3rd AFC West • Hank Stram

Preseason (3-3)

8/5	W	20-12	DETROIT	35,521
8/12	L	21-35	BUFFALO	39,248
8/17	L	16-58	at L.A. Rams	48,828
8/24	W	26-7	SAN FRANCISCO	46,548
8/31	L	16-25	at Dallas	43,492
9/6	W	21-16	ST. LOUIS	46,067

Regular Season (5-9)

9/15	W	24-16	N.Y. JETS	77,294
9/22	L	7-27	at Oakland	52,471
9/29	W	17-7	at Houston	28,538
10/6	L	14-17	DENVER	67,298
10/13	L	24-34	PITTSBURGH	65,517
10/20	L	3-9	at Miami	67,779
10/27	W	24-14	at San Diego	36,084
11/3	L	27-33	N.Y. GIANTS	61,437
11/10	L	7-14	SAN DIEGO	48,551
11/18	W	42-34	at Denver (Mon) (N.)	50,236
11/24	L	6-33	at Cincinnati	49,777
12/1	W	17-13	at St. Louis	41,863
12/8	L	6-7	OAKLAND	60,577
12/14	L	15-35	MINNESOTA (Sat)	35,480

REGULAR STARTERS

OFFENSE		DEFENSE	
WR	Elmo Wright	LE	Marvin Upshaw
LT	Charlie Getty	LT	Tom Keating
LG	Ed Budde	RT	Buck Buchanan
C	Jack Rudnay	RE	Wilbur Young
RG	George Daney	LLB	Bobby Bell
RT	Jim Nicholson	MLB	Willie Lanier
TE	Morris Stroud	RLB	Jim Lynch
WR	Otis Taylor	LCB	Nate Allen
QB	Mike Livingston	RCB	Emmitt Thomas
	Len Dawson	LS	Jim Kearney
RB	Ed Podolak	RS	Mike Sensibaugh
RB	Woody Green	P	Jerrell Wilson
	Wendell Hayes		
K	Jan Stenerud		

PRO BOWLERS IN BOLD



Western Division

	W	L	T	Pct.
Oakland	12	2	0	.857
Denver	7	6	1	.536
Kansas City	5	9	0	.357
San Diego	5	9	0	.357

Central Division

	W	L	T	Pct.
Pittsburgh	10	3	1	.750
Cincinnati	7	7	0	.500
Houston	7	7	0	.500
Cleveland	4	10	0	.286

Eastern Division

	W	L	T	Pct.
Miami	11	3	0	.786
Buffalo †	9	5	0	.643
New England	7	7	0	.500
N.Y. Jets	7	7	0	.500
Baltimore	2	12	0	.143



Western Division

	W	L	T	Pct.
Los Angeles	10	4	0	.714
San Francisco	6	8	0	.429
New Orleans	5	9	0	.357
Atlanta	3	11	0	.214

Central Division

	W	L	T	Pct.
Minnesota	10	4	0	.714
Detroit	7	7	0	.500
Green Bay	6	8	0	.429
Chicago	4	10	0	.286

Eastern Division

	W	L	T	Pct.
St. Louis	10	4	0	.714
Washington †	10	4	0	.714
Dallas	8	6	0	.571
Philadelphia	7	7	0	.500
N.Y. Giants	2	12	0	.143

AFC Championship: Pittsburgh 24, Oakland 13
 NFC Championship: Minnesota 14, L.A. Rams 10
 Super Bowl IX: Pittsburgh 16, Minnesota 6

TEAM STATISTICS

	CHIEFS	OPP.
TOTAL FIRST DOWNS	224	267
Rushing/Passing/Penalty	92/113/19	107/141/19
3rd Down: Made/Att.	67/197	72/200
3rd Down Pct.	34.0	36.0
TOTAL NET YARDS	3828	4464
Avg. Per Game	273.4	318.9
Total Plays	901	936
Avg. Per Play	4.3	4.8
NET YARDS RUSHING	1720	1801
Avg. Per Game	122.9	128.6
Avg. Per Rush	3.7	3.6
Total Rushes	469	502
NET YARDS PASSING	2108	2663
Avg. Per Game	150.6	190.2
Sacked/Yards Lost	37/313	26/175
Gross Yards	2421	2838
Attempts/Completions	395/211	408/20
Pct. of Completions	53.4	50.5
Had Intercepted	28	28
PUNTS/AVERAGE	83/41.7	80/40.1
PUNT RETURNS/YARDS	44/295	55/634
KICKOFF RETURNS/YARDS	56/1211	54/1370
PENALTIES/YARDS	70/515	83/811
FUMBLES/LOST	29/13	34/16
TOUCHDOWNS	26	40
Rushing/Passing	10/11	16/22
Defensive/Kicking Game	5/0	1/1
SAFETIES	1	1

SCORE BY PERIODS	1	2	3	4	OT	Total
CHIEFS TOTAL	30	73	53	77	0	233
Opp. Total	57	110	34	92	0	293

INDIVIDUAL STATISTICS

	PASSING							Rating
	Att.	Cmp.	Yds.	Pct.	TD	Int	LG	
Dawson	235	138	1573	58.7	7	13	84	66.0
Livingston	141	66	732	46.8	4	10	48	42.5
Carlson	15	7	116	46.7	0	1	34	45.3
Wilson	2	0	0	0.0	0	0	0	39.6
Jaynes	2	0	0	0.0	0	1	0	0.0
CHIEFS TOTAL	395	211	2421	53.4	11	25	84	55.2
Opp. Total	408	206	2838	50.5	22	28	—	50.0

	PASS RECEIVING				
	No.	Yds.	Avg.	LG	TD
Podolak	43	306	7.1	26	1
Pearson	27	387	14.3	48	1
Green	26	247	9.5	69	1
Taylor	24	375	15.6	64	2
Brunson	22	374	17.0	84	2
Kinney	18	105	5.8	16	1
Miller	14	149	10.6	34	0
Wright	13	209	16.1	51	1
Stroud	12	141	11.8	25	2
Ellison	5	64	12.8	26	0
Hayes	3	23	7.7	9	0
Hamilton	2	25	12.5	19	0
Strada	1	16	16.0	16	0
CHIEFS TOTAL	211	2421	11.5	84	11
Opp. Total	206	2838	13.8	71	22

	RUSHING				
	No.	Yds.	Avg.	LG	TD
Green	135	509	3.8	43	3
Podolak	101	386	3.8	14	2
Kinney	63	249	4.0	21	0
Hayes	57	206	3.6	19	2
Miller	40	184	4.6	47	0
Ellison	37	114	3.1	11	2
Dawson	11	28	2.5	10	0
Livingston	9	28	3.1	9	0
Wright	3	26	8.7	12	1
Carlson	2	17	8.5	11	0
Taylor	1	6	6.0	6	0
Pearson	1	0	0.0	0	0
Jaynes	1	0	0.0	0	0
Thomas	3	-4	-1.3	0	0
Brunson	5	-29	-5.8	4	0
CHIEFS TOTAL	469	1720	3.7	47	10
Opp. Total	502	1801	3.6	53	16

TEAM LEADERS

Scoring: Jan Stenerud	75 pts: 24 PATS, 17 FGs
INTs: Emmitt Thomas	12-214 yds., 2 TDs
Sacks: Marvin Upshaw	9.5 (-49.0 yds.)
Punting: Jerrel Wilson	83-3462 yds., 41.7 avg., 64 LG
Punt Returns: Ed Podolak	15-134 yds., 8.9 avg., 0 TDs
Kickoff Returns: Bill Thomas	25-571 yds., 22.8 avg., 0 TDs



Preseason (2-4)						
8/4	W	12-6	NEW ORLEANS	67,216		
8/13	L	16-17	DETROIT	67,624		
8/18	L	10-13	MINNESOTA	72,676		
8/26	L	16-21	GREEN BAY	75,231		
9/1	L	16-27	at Dallas	57,468		
9/7	W	16-7	at St. Louis	49,486		
Regular Season (7-5-2)						
9/16	L	13-23	L.A. RAMS	62,315		
9/23	W	10-7	at New England	57,918		
9/30	W	16-3	OAKLAND	72,631		
10/7	W	16-14	DENVER	71,414		
10/14	T	10-10	at Green Bay (Milwaukee, WI)	47,265		
10/21	L	6-14	at Cincinnati	56,397		
10/29	L	14-23	at Buffalo (Mon) (N)	76,071		
11/4	W	19-0	at San Diego	52,035		
11/12	W	19-7	CHICAGO (Mon)	70,664		
11/18	W	38-14	HOUSTON	68,444		
11/25	L	10-14	at Denver	51,706		
12/2	T	20-20	CLEVELAND	70,296		
12/8	L	7-37	at Oakland (Sat)	53,061		
12/16	W	33-6	SAN DIEGO	43,755		

REGULAR STARTERS

OFFENSE		DEFENSE	
WR	Elmo Wright	LE	Marvin Upshaw
LT	Jim Tyrer	LT	Curley Culp
LG	Ed Budde	RT	Buck Buchanan
C	Jack Rudnay	RE	Wilbur Young
RG	Mo Moorman	LLB	Bobby Bell
RT	Francis Peay	MLB	Willie Lanier
	Dave Hill	RLB	Jim Lynch
TE	Morris Stroud	LCB	Nate Allen
WR	Otis Taylor	RCB	Emmitt Thomas
QB	Mike Livingston	LS	Jim Kearney
	Len Dawson	RS	Mike Sensibaugh
RB	Ed Podolak	P	Jerrel Wilson
RB	Wendell Hayes		
	Willie Ellison		
K	Jan Stenerud		

PRO BOWLERS IN BOLD

AMERICAN CONFERENCE				NATIONAL CONFERENCE			
Western Division				Western Division			
W	L	T	Pct.	W	L	T	Pct.
Oakland	9	4	1 .679	Los Angeles	12	2	0 .857
Kansas City	7	5	2 .571	Atlanta	9	5	0 .643
Denver	7	5	2 .571	New Orleans	5	9	0 .357
San Diego	2	11	1 .179	San Francisco	5	9	0 .357
Central Division				Central Division			
W	L	T	Pct.	W	L	T	Pct.
Cincinnati	10	4	0 .714	Minnesota	12	2	0 .857
Pittsburgh †	10	4	0 .714	Detroit	6	7	1 .464
Cleveland	7	5	2 .571	Green Bay	5	7	2 .429
Houston	1	13	0 .071	Chicago	3	11	0 .214
Eastern Division				Eastern Division			
W	L	T	Pct.	W	L	T	Pct.
Miami	12	2	0 .857	Dallas	10	4	0 .714
Buffalo	9	5	0 .643	Washington †	10	4	0 .714
New England	5	9	0 .357	Philadelphia	5	8	1 .393
Baltimore	4	10	0 .286	St. Louis	4	9	1 .321
N.Y. Jets	4	10	0 .286	N.Y. Giants	2	11	1 .179

AFC Championship: Miami 27, Oakland 10
NFC Championship: Minnesota 27, Dallas 10
Super Bowl VIII: Miami 24, Minnesota 7

TEAM STATISTICS

	CHIEFS	OPP.
TOTAL FIRST DOWNS	208	209
Rushing/Passing/Penalty	106/93/9	90/95/24
3rd Down: Made/Att.	72/204	69/206
3rd Down Pct.	35.3	33.5
TOTAL NET YARDS	3536	3575
Avg. Per Game	252.6	255.4
Total Plays	863	856
Avg. Per Play	4.1	4.2
NET YARDS RUSHING	1793	1956
Avg. Per Game	128.1	139.7
Total Rushes	511	493
Avg. Per Rush	3.5	4.0
NET PASSING OFFENSE	1743	1619
Avg. Per Game	124.5	115.6
Sacked/Yards Lost	39/296	38/323
Gross Yards	2039	1942
Attempts/Completions	313/173	324/157
Pct. of Completions	55.3	48.6
Had Intercepted	13	43
PUNTS/AVERAGE	80/45.5	87/41.4
PUNT RETURNS/YARDS	42/279	48/455
KICKOFF RETURNS/YARDS	31/725	40/1031
PENALTIES/YARDS	63/797	63/649
FUMBLES/LOST	36/18	33/18
TOUCHDOWNS	23	22
Rushing/Passing	11/10	11/11
Defensive/Kicking Game	2/0	0/0
SAFETIES	0	0

SCORE BY PERIODS	1	2	3	4	Total
CHIEFS TOTAL	40	57	53	81	231
Opp. Total	30	71	35	56	192

INDIVIDUAL STATISTICS

	PASSING						LG	Rating
	Att.	Cmp.	Yds.	Pct.	TD	Int		
Livingston	145	75	916	51.7	6	7	48	65.2
Dawson	101	66	725	65.3	2	5	48	72.3
Beathard	64	31	389	48.4	2	1	44	71.4
Wilson	1	1	9	100.0	0	0	9	104.2
Podolak	1	0	0	0	0	0	0	39.6
Keyes	1	0	0	0	0	0	0	39.6
CHIEFS TOTAL	313	173	2039	55.2	10	13	48	68.5
Opp. Total	324	157	1942	48.5	11	21	62t	47.7

	PASS RECEIVING				LG	TD
	No.	Yds.	Avg.	LG		
Podolak	55	445	8.1	25	0	
Taylor	34	536	15.8	46	4	
Hayes	18	134	7.4	13	0	
Wright	16	252	15.8	44	2	
Stroud	12	216	18.0	48	2	
Kinney	11	126	11.5	25	0	
Ellison	9	64	7.1	17	0	
Butler	8	124	15.5	23	2	
West	4	65	16.3	23	0	
Hamilton	2	35	17.5	20	0	
Smith	2	20	10.0	17	0	
Moorman	1	-1	-1.0	-1	0	
Keyes	1	-6	-6	-6	0	
CHIEFS TOTAL	173	2039	11.8	48	10	
Opp. Total	157	1942	12.4	62t	11	

	RUSHING				LG	TD
	No.	Yds.	Avg.	LG		
Podolak	210	721	3.4	25	3	
Ellison	108	411	3.8	19	2	
Hayes	95	352	3.7	27	2	
Kinney	50	128	2.6	8	1	
Livingston	19	94	4.9	28	2	
Dawson	6	39	6.5	13	0	
Wright	5	29	5.8	13	0	
Beathard	6	16	2.7	11	1	
Butler	2	10	5.0	9	0	
Taylor	4	-14	-1.1	-19	0	
McVea	4	5	1.3	2	0	
Keyes	2	1	0.5	2	0	
CHIEFS TOTAL	511	1793	3.5	28	11	
Opp. Total	493	1956	4.0	72	11	

TEAM LEADERS

Scoring: Jan Stenerud 93 pts; 21 PATs, 24 FGs
 INTs: Emmitt Thomas, Mike Sensibaugh, Willie Lanier, Jim Kearney . . . Tied with 3
 Punting: Jerrel Wilson 80-3642 yds., 45.5 avg., 68 LG
 Punt Returns: Larry Marshall 29-180 yds., 6.2 avg., 0 TDs
 Kickoff Returns: Larry Marshall 14-391 yds., 27.9 avg., 0 TDs



Preseason (5-2)

7/29	W	23-17	N.Y. Giants	19,304
			Hall of Fame Game (Canton, OH)	
8/5	W	24-10	Chicago (Notre Dame, IN)	32,391
8/12	W	24-14	ST. LOUIS	78,190
8/21	L	17-23	BALTIMORE	76,882
8/27	W	19-13	L.A. RAMS	77,764
9/2	W	20-10	DALLAS	79,592
9/9	L	0-20	at Green Bay (Milwaukee, WI)	47,281

Regular Season (8-6)

9/17	L	10-20	MIAMI	79,829
9/25	W	20-17	at New Orleans (Mon) (N)	70,793
10/1	W	45-24	at Denver	51,656
10/8	W	31-7	at Cleveland	83,819
10/15	L	16-23	CINCINNATI	79,068
10/22	L	20-21	PHILADELPHIA	78,389
10/29	W	26-14	at San Diego	54,533
11/5	W	27-14	OAKLAND	82,094
11/12	L	7-16	at Pittsburgh	50,350
11/19	L	17-27	SAN DIEGO	79,011
11/26	L	3-26	at Oakland	54,801
12/3	W	24-21	DENVER	66,725
12/10	W	24-10	BALTIMORE	44,175
12/17	W	17-14	at Atlanta	58,850

REGULAR STARTERS

OFFENSE

WR	Dennis Homan
	Robert West
LT	Jim Tyrer
LG	Ed Budde
C	Jack Rudnay
RG	Mo Moorman
RT	Dave Hill
TE	Morris Stroud
	Willie Frazier
WR	Otis Taylor
QB	Len Dawson
RB	Ed Podolak
RB	Wendell Hayes
K	Jan Stenerud

DEFENSE

LE	Marvin Upshaw
LT	Curley Culp
RT	Buck Buchanan
RE	Wilbur Young
LLB	Bobby Bell
MLB	Willie Lanier
RLB	Jim Lynch
LCB	Jim Marsalis
RCB	Emmitt Thomas
LS	Jim Kearney
RS	Mike Sensibaugh
P	Jerrell Wilson

PRO BOWLERS IN BOLD



Western Division

	W	L	T	Pct.
Oakland	10	3	1	.750
Kansas City	8	6	0	.571
Denver	5	9	0	.357
San Diego	4	9	1	.321

Central Division

	W	L	T	Pct.
Pittsburgh	11	3	0	.786
Cleveland †	10	4	0	.714
Cincinnati	8	6	0	.571
Houston	1	13	0	.071

Eastern Division

	W	L	T	Pct.
Miami	14	0	0	1.000
N.Y. Jets	7	7	0	.500
Baltimore	5	9	0	.357
Buffalo	4	9	1	.321
New England	3	11	0	.214



Western Division

	W	L	T	Pct.
San Francisco	8	5	1	.607
Atlanta	7	7	0	.500
Los Angeles	6	7	1	.464
New Orleans	2	11	1	.179

Central Division

	W	L	T	Pct.
Green Bay	10	4	0	.714
Detroit	8	5	1	.607
Minnesota	7	7	0	.500
Chicago	4	9	1	.321

Eastern Division

	W	L	T	Pct.
Washington	11	3	0	.786
Dallas †	10	4	0	.714
N.Y. Giants	8	6	0	.571
St. Louis	4	9	1	.321
Philadelphia	2	11	1	.179

AFC Championship: Miami 21, Pittsburgh 17

NFC Championship: Washington 26, Dallas 3

Super Bowl VII: Miami 14, Washington 7

TEAM STATISTICS

	CHIEFS	OPP.
TOTAL FIRST DOWNS	245	227
Rushing/Passing/Penalty	121/116/11	90/116/18
TOTAL NET YARDS	3956	4027
Avg. Per Game	282.6	287.6
Total Plays	894	853
Avg. Per Play	4.4	4.7
NET YARDS RUSHING	1915	1805
Avg. Per Game	136.8	128.9
Total Rushes	476	453
Avg. Per Play	4.0	4.0
NET YARDS PASSING	2041	2222
Avg. Per Game	145.8	158.7
Sacked/Yards Lost	34/297	32/261
Gross Yards	2335	2483
Attempts/Completions	384/217	368/186
Pct. of Completions	56.5	50.5
Had Intercepted	20	24
PUNTS/AVERAGE	66/44.8	61/40.4
KICKOFF RETURNS/YARDS	46/1057	43/1083
PUNT RETURNS/YARDS	29/126	40/296
PENALTIES/YARDS	69/653	66/643
FUMBLES/LOST	23/12	35/19
TOUCHDOWNS	32	30
Rushing/Passing	6/20	12/17
Returns: Off./Def./Kicking Game*	1/5/0	0/1/0
SAFETIES	0	0

SCORE BY PERIODS	1	2	3	4	Total
CHIEFS TOTAL	20	90	85	92	287
Opp. Total	55	98	37	64	254

INDIVIDUAL STATISTICS

	PASSING						Rating	
	Att.	Cmp.	Yds.	Pct.	TD	Int		
Dawson	305	175	1835	57.4	13	12	44	73.1
Livingston	78	41	480	52.6	7	8	36	62.0
Wilson	1	1	20	100.0	0	0	20	118.8
CHIEFS TOTAL	384	217	2335	56.5	20	20	44	70.2
Opp. Total	368	186	2483	50.5	17	24	67	60.6

	PASS RECEIVING				
	No.	Yds.	Avg.	LG	TD
Taylor	57	821	14.4	44	6
Podolak	46	345	7.5	27	2
Hayes	31	295	9.5	29	3
Adamle	15	76	5.1	11	0
Frazier	13	172	13.2	35	5
Homan	12	135	11.3	38	1
Otis	12	76	6.3	13	0
Wright	11	81	7.4	14	0
West	9	165	18.3	42	2
Stroud	4	80	20.0	44	1
Kinney	4	45	11.2	19	0
Jankowski	2	24	12.0	18	0
Allen	1	20	20.0	20	0
CHIEFS TOTAL	217	2335	10.8	44	20
Opp. Total	186	2483	13.3	67	17

	RUSHING				
	No.	Yds.	Avg.	LG	TD
Podolak	171	615	3.6	30	4
Hayes	128	536	4.2	28	0
Adamle	73	536	4.2	19	1
Livingston	14	133	9.5	51	0
Kinney	38	122	3.2	16	1
Otis	29	92	3.2	12	0
Dawson	15	75	5.0	20	0
Wright	1	24	24.0	24	0
Taylor	5	13	2.6	11	0
West	2	2	1.0	10	0
CHIEFS TOTAL	476	1915	4.0	51	6
Opp. Total	453	1805	4.0	45	12

TEAM LEADERS

Scoring: Jan Stenerud	95 pts: 32 PATS, 21 FGs
INTS: Mike Sensibaugh	8-65 yds., 0 TDs
Punting: Jerrel Wilson	66-2960 yds., 44.8 avg., 69 LG
Punt Returns: Larry Marshall	18-103 yds., 5.7 avg., 0 TDs
Kickoff Returns: Larry Marshall	23-651 yds., 28.3 avg., 0 TDs



10-3-1 • 1st AFC West • Hank Stram

Preseason (4-1-1)

8/7	W	10-7	at Baltimore	16,771
8/14	W	12-10	ATLANTA	37,403
8/21	W	27-7	at New Orleans	70,459
8/30	W	21-16	N.Y. JETS	37,650
9/4	T	17-17	ST. LOUIS	36,743
9/11	L	17-24	at Dallas	74,035

Regular Season (10-3-1)

9/19	L	14-21	at San Diego	54,061
9/26	W	20-16	at Houston	46,498
10/3	W	16-3	at Denver	51,200
10/10	W	31-10	SAN DIEGO	50,514
10/18	W	38-16	PITTSBURGH (Mon) (N)	49,533
10/24	W	27-20	WASHINGTON	51,989
10/31	T	20-20	at Oakland	54,715
11/7	L	10-13	at N.Y. Jets	62,812
11/14	W	13-7	CLEVELAND	50,388
11/21	W	28-10	DENVER	49,945
11/25	L	21-32	at Detroit (Thur) (Thurs)	54,418
12/6	W	26-17	at San Francisco (Mon) (N)	45,306
12/12	W	16-14	OAKLAND	51,215
12/19	W	22-9	BUFFALO	48,121

AFC Divisional Playoff Game

12/25	L	24-27 2OT	Miami (Sat)	50,374
-------	---	-----------	-------------	--------

REGULAR STARTERS

OFFENSE		DEFENSE	
WR	Eimo Wright	LE	Marvin Upshaw
LT	Jim Tyrer	LT	Curley Culp
LG	Ed Budde	RT	Buck Buchanan
C	Jack Rudnay	RE	Aaron Brown
RG	Mo Moorman	LLB	Bobby Bell
RT	Dave Hill	MLB	Willie Lanier
TE	Morris Stroud	RLB	Jim Lynch
WR	Otis Taylor	LCB	Jim Marsalis
QB	Len Dawson	RCB	Emmitt Thomas
RB	Ed Podolak	LS	Jim Kearney
RB	Wendell Hayes	RS	Johnny Robinson
K	Jan Stenerud	P	Bold Wilson

PRO BOWLERS IN JERSEY

AMERICAN CONFERENCE					NATIONAL CONFERENCE				
Western Division					Western Division				
W	L	T	Pct.		W	L	T	Pct.	
Kansas City	10	3	1.769		San Francisco	9	5	0.643	
Oakland	8	4	2.667		Los Angeles	8	5	1.615	
San Diego	6	8	0.429		Atlanta	7	6	1.538	
Denver	4	9	1.308		New Orleans	4	8	2.333	
Central Division					Central Division				
W	L	T	Pct.		W	L	T	Pct.	
Cleveland	9	5	0.643		Minnesota	11	3	0.786	
Pittsburgh	6	8	0.429		Detroit	7	6	1.538	
Houston	4	9	1.308		Chicago	6	8	0.429	
Cincinnati	4	10	0.286		Green Bay	4	8	2.333	
Eastern Division					Eastern Division				
W	L	T	Pct.		W	L	T	Pct.	
Miami	10	3	1.769		Dallas	11	3	0.786	
Baltimore †	10	4	0.714		Washington †	9	4	1.692	
New England	6	8	0.429		Philadelphia	6	7	1.462	
N.Y. Jets	6	8	0.429		St. Louis	4	9	1.308	
Buffalo	1	13	0.071		N.Y. Giants	4	10	0.286	

AFC Championship: Miami 21, Baltimore 0

NFC Championship: Dallas 14, San Francisco 3

Super Bowl VI: Dallas 24, Miami 3

TEAM STATISTICS

	CHIEFS	OPP.
TOTAL FIRST DOWNS	240	223
Rushing/Passing/Penalty	108/119/13	73/125/25
TOTAL NET YARDS	4190	3770
Avg. Per Game	29.3	269.3
Total Plays	836	813
Avg. Per Play	5.0	4.6
NET YARDS RUSHING	1843	1337
Avg. Per Game	131.6	95.5
Total Rushes	462	367
Avg. Per Play	4.0	3.7
NET YARDS PASSING	2347	2506
Avg. Per Game	167.6	179.0
Sacked/Yards Lost	35/347	28/235
Gross Yards	2694	2741
Attempts/Completions	337/183	406/209
Pct. of Completions	54.3	51.5
Had Intercepted	13	27
PUNTS/AVERAGE	64/44.3	67/39.3
PUNT RETURNS/YARDS	32/150	38/286
KICKOFF RETURNS/YARDS	47/1031	47/1071
PENALTIES/YARDS	72/734	72/752
FUMBLES/LOST	23/13	16/7
TOUCHDOWNS	32	21
Rushing/Passing	14/15	9/11
Defensive/Kicking Game	3/0	1/0
SAFETIES	0	1

SCORE BY PERIODS	1	2	3	4	Total
CHIEFS TOTAL	61	123	48	70	302
Opp. Total	41	71	22	74	208

INDIVIDUAL STATISTICS

	PASSING							
	Att.	Cmp.	Yds.	Pct.	TD	Int	LG	Rating
Dawson	301	167	2504	55.2	15	13	82	81.8
Livingston	28	12	130	42.9	0	0	36	57.2
Huarte	6	2	18	33.3	0	0	26	42.3
Podolak	2	2	42	100.0	0	0	23	118.8
CHIEFS TOTAL	337	183	2694	54.3	15	13	82	74.9
Opp. Total	418	209	2703	50.0	11	27	53	83.8

	PASS RECEIVING				
	No.	Yds.	Avg.	LG	TD
Taylor	57	1110	19.5	82	7
Podolak	36	306	8.5	23	0
Wright	26	524	20.3	69†	3
Stroud	22	454	20.6	54	1
Hayes	16	163	10.2	26†	1
Otis	12	74	6.2	26	2
McVea	5	-3	-0.6	10	0
Homan	3	47	9.0	9	0
Frazier	2	41	20.5	23	0
Holmes	2	16	8.0	12	0
Smith	1	12	12.0	12	0
Adamle	1	6	6.0	6†	1
CHIEFS TOTAL	183	2694	14.7	82	15
Opp. Total	209	2703	12.9	53	11

	RUSHING				
	No.	Yds.	Avg.	LG	TD
Podolak	164	708	3.8	25	9
Hayes	132	541	4.1	27	1
McVea	68	286	4.2	19	3
Otis	49	184	3.8	11	0
Adamle	13	43	3.3	3	0
Taylor	1	25	25.0	25†	1
Dawson	12	24	2.0	8	0
Holmes	21	35	1.7	6	0
Livingston	5	11	2.2	3	0
Frazier	1	-2	-2.0	-2	0
Wright	1	-10	-10.0	-10	0
CHIEFS TOTAL	487	1843	3.8	27	14
Opp. Total	367	1337	3.7	28	6

TEAM LEADERS

Scoring: Jan Stenerud	110 pts: 32 PATs, 26 FGs
INTs: Emmitt Thomas	8-145 yds., 1 TD
Punting: Jerrel Wilson	64-2864 yds., 44.8 avg., 68 LG
Punt Returns: Ed Podolak	13-84 yds., 6.5 avg., 0 TDs
Kickoff Returns: Kerry Reardon	12-308 yds., 25.7 avg., 0 TDs



Preseason (4-3)

7/31	W	24-3	College All-Stars (Chicago, IL)	69,940
8/8	W	30-17	at Detroit	55,032
8/14	L	3-17	BALTIMORE	38,341
8/22	W	16-13	Cleveland (Memphis, TN)	31,532
8/29	L	17-22	at Atlanta	56,990
9/5	W	13-0	at Dallas	69,055
9/12	L	24-34	at St. Louis	50,661

Regular Season (7-5-2)

9/20	L	10-27	at Minnesota	47,900
9/28	W	44-24	at Baltimore (Mon) (N)	53,911
10/4	L	13-26	at Denver	50,705
10/11	W	23-10	BOSTON	50,698
10/18	W	27-19	at Cincinnati	57,265
10/25	L	16-27	DALLAS	51,158
11/1	T	17-17	OAKLAND	51,334
11/8	W	24-9	HOUSTON	49,810
11/15	W	31-14	at Pittsburgh	50,081
11/22	T	6-6	ST. LOUIS	50,711
11/29	W	26-14	SAN DIEGO	50,315
12/6	W	16-0	DENVER	50,454
12/12	L	6-20	at Oakland (Sat)	54,596
12/20	L	13-31	at San Diego	41,379

REGULAR STARTERS

OFFENSE

WR	Frank Pitts
LT	Jim Tyrer
LG	Ed Budde
C	Jack Rudnyak
	E.J. Holub
RG	Mo Moorman
RT	Dave Hill
TE	Fred Arbanas
	Morris Stroud
WR	Otis Taylor
QB	Len Dawson
RB	Mike Garrett
	Ed Podolak
RB	Wendell Hayes
K	Jan Stenerud

DEFENSE

LE	Jerry Mays
LT	Curley Culp
RT	Buck Buchanan
RE	Aaron Brown
LLB	Bobby Bell
MLB	Willie Lanier
RLB	Jim Lynch
LCB	Jim Marsalis
RCB	Emmitt Thomas
LS	Jim Kearney
RS	Johnny Robinson
P	Jerrel Wilson

PRO BOWLERS IN BOLD



AMERICAN CONFERENCE

Western Division

	W	L	T	Pct.
Oakland	8	4	2	.667
Kansas City	7	5	2	.583
San Diego	5	6	3	.455
Denver	5	8	1	.385

Central Division

	W	L	T	Pct.
Cincinnati	8	6	0	.571
Cleveland	7	7	0	.500
Pittsburgh	5	9	0	.357
Houston	3	10	1	.231

Eastern Division

	W	L	T	Pct.
Baltimore	11	2	1	.846
Miami †	10	4	0	.714
N.Y. Jets	4	10	0	.286
Buffalo	3	10	1	.231
Boston	2	12	0	.143



NATIONAL CONFERENCE

Western Division

	W	L	T	Pct.
San Francisco	10	3	1	.769
Los Angeles	9	4	1	.692
Atlanta	4	8	2	.333
New Orleans	2	11	1	.154

Central Division

	W	L	T	Pct.
Minnesota	12	2	0	.857
Detroit †	10	4	0	.714
Chicago	6	8	0	.429
Green Bay	6	8	0	.429

Eastern Division

	W	L	T	Pct.
Dallas	10	4	0	.714
N.Y. Giants	9	5	0	.643
St. Louis	8	5	1	.615
Washington	6	8	0	.429
Philadelphia	3	10	1	.231

AFC Championship: Baltimore 27, Oakland 17

NFC Championship: Dallas 17, San Francisco 10

Super Bowl V: Baltimore 16, Dallas 13

TEAM STATISTICS

	CHIEFS	OPP.
TOTAL FIRST DOWNS	183	226
Rushing/Passing/Penalty	83/66/14	83/111/32
TOTAL NET YARDS	3577	3667
Avg. Per Game	255.5	261.9
Total Plays	775	861
Avg. Per Play	4.6	4.3
NET YARDS RUSHING	1858	1657
Avg. Per Game	132.7	118.4
Total Rushes	448	418
Avg. Per Play	4.1	4.0
NET YARDS PASSING	1719	2010
Avg. Per Game	122.8	143.6
Sacked/Yards Lost	38/319	35/270
Gross Yards	2038	2280
Attempts/Completions	289/154	408/195
Pct. of Completions	53.3	47.8
Had Intercepted	16	31
PUNTS/AVERAGE	76/44.9	77/41.5
PUNT RETURNS/YARDS	31/371	51/414
KICKOFF RETURNS/YARDS	44/997	
PENALTIES/YARDS	83/888	71/817
FUMBLES/LOST	26/15	22/12
TOUCHDOWNS	26	26
Rushing/Passing	11/13	10/15
Defensive/Kicking Game	2/0	1/0
SAFETIES	0	0

SCORE BY PERIODS	1	2	3	4	Total
CHIEFS TOTAL	53	98	46	75	272
Opp. Total	32	77	51	84	244

INDIVIDUAL STATISTICS

	PASSING							
	Att.	Cmp.	Yds.	Pct.	TD	Int	LG	Rating
Dawson	262	141	1876	53.8	13	14	61t	71.3
Livingston	22	11	122	50.0	0	1	31	48.1
Podolak	2	2	40	100.0	0	0	24	118.8
Huarte	2	0	0	0.0	0	1	0	0
McVea	1	0	0	0.0	0	0	0	39.6
CHIEFS TOTAL	289	154	2038	53.3	13	16	61t	75.5
Opp. Total	408	195	2280	47.8	15	31	89t	45.9

	PASS RECEIVING					
	No.	Yds.	Avg.	LG	TD	
Taylor	34	618	18.2	59t	3	
Podolak	26	307	11.8	59t	1	
Hayes	26	219	8.3	28	0	
Holmes	23	173	7.5	31	1	
Pitts	11	172	15.6	54	2	
Arbanas	8	108	14.5	26	1	
Cannon	7	125	17.8	45	2	
Richardson	5	171	34.2	61t	2	
McVea	5	26	5.2	15	0	
Garrett	4	4	1.0	5	0	
Stroud	4	86	24.5	50	1	
Porter	1	29	29.0	29	0	
CHIEFS TOTAL	154	2038	13.2	61t	13	
Opp. Total	195	2280	11.7	89t	15	

	RUSHING				
	No.	Yds.	Avg.	LG	TD
Podolak	168	749	4.5	65t	3
Hayes	109	391	3.5	22	5
McVea	61	260	4.3	34	0
Holmes	63	206	3.3	22	3
Pitts	5	84	16.8	42	0
Garrett	21	62	3.2	18	0
Dawson	11	46	4.2	21	0
Livingston	3	26	8.7	16	0
Porter	2	21	10.5	21	0
Taylor	3	13	4.3	7	0
Cannon	1	10	10.0	10	0
Richardson	1	4	4.0	4	0
CHIEFS TOTAL	448	1858	4.1	65t	11
Opp. Total	418	1657	4.0	47t	10

TEAM LEADERS

Scoring: Jan Stenerud	116 pts:	26 PATS, 30 FGs
INTs: Johnny Robinson	10-155 yds., 1 TD	
Punting: Jerrel Wilson	76-3415 yds., 44.9 avg., 68 LG	
Punt Returns: Ed Podolak	23-311 yds., 13.5 avg., 0 TDs	
Kickoff Returns: Robert Holmes	19-535 yds., 28.2 avg., 0 TDs	



		Preseason (6-0)		
8/2	W	23-17	Oakland (Birmingham, AL)	21,000
8/9	W	38-13	DETROIT	38,027
8/16	W	23-7	Cincinnati (Jackson, MS)	24,513
8/23	W	42-14	at L.A. Rams	58,306
8/28	W	31-21	at St. Louis	48,006
9/6	W	14-10	ATLANTA	37,273
		Regular Season (11-3)		
9/14	W	27-9	at San Diego	47,988
9/21	W	31-0	at Boston	22,002
9/28	L	19-24	at Cincinnati	27,812
10/5	W	26-13	at Denver	50,564
10/12	W	24-0	HOUSTON	45,805
10/19	W	17-10	MIAMI	49,809
10/26	W	42-22	CINCINNATI	50,934
11/2	W	29-7	at Buffalo	45,844
11/9	W	27-3	SAN DIEGO	51,104
11/16	W	34-16	at N.Y. Jets	63,849
11/23	L	24-27	OAKLAND	51,982
11/27	W	31-17	DENVER (Thur) (Thanks)	48,773
12/7	W	22-19	BUFFALO	47,712
12/13	L	6-10	at Oakland (Sat)	54,443
		AFL Divisional Playoff Game		
12/20	W	13-6	at N.Y. Jets (Sat)	62,977
		AFL Championship Game		
1/4	W	17-7	at Oakland	54,443
		Super Bowl IV		
1/11	W	23-7	Minnesota (New Orleans, LA)	80,562

REGULAR STARTERS

OFFENSE		DEFENSE	
WR	Frank Pitts	LE	Jerry Mays
LT	Jim Tyrer	LT	Curley Culp
LG	Ed Budde	RT	Buck Buchanan
C	E.J. Holub	RE	Aaron Brown
RG	Mo Moorman	LLB	Bobby Bell
RT	Dave Hill	MLB	Willie Lanier
TE	Fred Arbanas	MLB	Jim Lynch
WR	Gloster Richardson	LCB	Jim Marsalis
	Otis Taylor	RCB	Ermitt Thomas
QB	Len Dawson	LS	Jim Kearney
	Mike Livingston	RS	Johnny Robinson
RB	Mike Garrett	P	Jerrrell Wilson
RB	Robert Holmes		
K	Jan Stenerud		

ALL-STARS IN BOLD



AMERICAN FOOTBALL LEAGUE

Western Division

	W	L	T	Pct.
Oakland	12	1	1	.923
Kansas City †	11	3	0	.786
San Diego	8	6	0	.571
Denver	5	8	1	.385
Cincinnati	4	9	1	.308

Eastern Division

	W	L	T	Pct.
N.Y. Jets	10	4	0	.714
Houston †	6	6	2	.500
Boston	4	10	0	.286
Buffalo	4	10	0	.286
Miami	3	10	1	.231

AFL Divisional Playoffs

Kansas City 13, N.Y. JETS 6
Oakland 56, Houston 7

AFL Championship

Kansas City 17, Oakland 7

NFL Championship

Minnesota 27, Cleveland 7

Super Bowl IV

Kansas City 23, Minnesota 7



NATIONAL FOOTBALL LEAGUE

Western Conference

	W	L	T	Pct.
Los Angeles	11	3	0	.786
Baltimore	8	5	1	.615
Atlanta	8	8	0	.500
San Francisco	4	8	2	.333

Central Division

	W	L	T	Pct.
Minnesota	12	2	0	.857
Detroit	9	4	1	.692
Green Bay	8	6	0	.571
Chicago	1	13	0	.071

Eastern Conference

	W	L	T	Pct.
Dallas	11	2	1	.846
Washington	7	5	2	.583
New Orleans	5	9	0	.357
Philadelphia	4	9	1	.308

Century Division

	W	L	T	Pct.
Cleveland	10	3	1	.769
N.Y. Giants	6	8	0	.429
St. Louis	4	9	1	.308
Pittsburgh	1	13	0	.071

TEAM STATISTICS

	CHIEFS	OPP.
TOTAL FIRST DOWNS	258	181
Rushing/Passing/Penalty	129/125/4	53/111/17
TOTAL NET YARDS	4607	3163
Avg. Per Game	329.1	225.9
Total Plays	899	808
Avg. Per Play	5.1	3.9
NET YARDS RUSHING	2220	1091
Avg. Per Game	158.6	77.9
Total Rushes	522	316
Avg. Per Play	4.3	3.5
NET YARDS PASSING	2387	2072
Avg. Per Game	170.5	148.0
Sacked/Yards Lost	28/251	48/419
Gross Yards	2638	2491
Attempts/Completions	351/196	426/200
Pct. of Completions	55.8	46.9
Had Intercepted	20	32
PUNTS/AVERAGE	68/44.4	94/42.6
PUNT RETURNS/YARDS	33/242	43/509
KICKOFF RETURNS/YARDS	41/1090	59/1431
PENALTIES/YARDS	62/757	39/434
FUMBLES/LOST	34/19	25/15
TOUCHDOWNS	40	19
Rushing/Passing	19/16	6/10
Defensive/Kicking Game	2/3	3/0
SAFETIES	0	1

	1	2	3	4	Total
CHIEFS TOTAL	81	117	50	111	359
Opp. Total	29	45	36	67	177

INDIVIDUAL STATISTICS

	PASSING							
	Att.	Cmp.	Yds.	Pct.	TD	Int	LG	Rating
Dawson	166	98	1323	59.0	9	13	55	70.0
Livingston	161	84	1123	52.2	4	6	93†	67.6
Lee	20	12	109	60.0	1	1	31	70.6
McVea	3	1	50	33.3	0	0	50	121.5
Flores	1	1	33	100.0	1	0	33	158.3

CHIEFS TOTAL	351	196	2638	55.8	16	20	93†	71.5
Opp. Total	426	200	2491	46.9	10	32	80	42.0

	PASS RECEIVING							
	No.	Yds.	Avg.	LG	TD			
Garrett	43	432	10.0	41	2			
Taylor	41	696	17.0	79	7			
Pitts	31	470	15.8	50	2			
Holmes	26	266	10.2	33	3			
Richardson	23	381	16.6	39	2			
Arbanas	16	258	16.1	44	0			
Hayes	9	64	7.1	17	0			
McVea	7	71	10.1	22	0			

CHIEFS TOTAL	196	2638	12.1	93	16			
Opp. Total	200	2491	12.5	80	10			

	RUSHING				
	No.	Yds.	Avg.	LG	TD
Carrett	168	732	4.4	34	6
Holmes	150	612	4.1	25	2
McVea	106	500	4.7	80	7
Hayes	62	208	3.4	11	4
Livingston	15	102	6.8	39	0
Low	10	33	3.3	18	0
Pitts	5	28	5.6	11	0
Dawson	1	3	3.0	3	0
Lee	1	3	3.0	3	0
Arbanas	1	1	1.0	1	0
Flores	1	0	0.0	0	0
Taylor	2	-2	-1.0	10	0

CHIEFS TOTAL	522	2220	4.3	80	19
Opp. Total	314	1091	3.5	50	8

TEAM LEADERS

Scoring: Jan Stenerud	119 pts: 38 PATs, 27 FGs
INTs: Johnny Robinson	8-158 yds., 0 TDs
Punting: Jerrel Wilson	68-3022 yds., 44.4 avg., 62 LG
Punt Returns: Noland Smith	9-107 yds., 11.9 avg., 0 TDs
Kickoff Returns: Warren McVea	13-318 yds., 24.5 avg., 0 TDs



12-2 • (Tie) 1st AFL West • Hank Stram

Preseason (4-1)

8/3	W	38-14	at Cincinnati	21,682
8/10	W	13-10	at Minnesota	46,228
8/17	W	13-10	ST. LOUIS	47,462
8/24	W	31-21	OAKLAND	43,769
8/31	L	16-36	at L.A. Rams	54,323

Regular Season (12-2)

9/10	W	26-21	at Houston (Mon) (N)	45,083
9/15	L	19-20	N.Y. JETS	48,871
9/22	W	34-2	DENVER	45,821
9/28	W	48-3	at Miami (Sat) (N)	28,501
10/5	W	18-7	at Buffalo (Sat) (N)	40,748
10/13	W	13-3	CINCINNATI	47,096
10/20	W	24-10	OAKLAND	50,015
10/27	W	27-20	SAN DIEGO	50,344
11/3	L	21-38	at Oakland	53,357
11/10	W	16-9	at Cincinnati	25,537
11/17	W	31-17	BOSTON	48,271
11/28	W	24-10	HOUSTON (Thur) (Thinks)	48,493
12/8	W	40-3	at San Diego	51,174
12/14	W	30-7	at Denver (Sat)	38,463

AFL Divisional Playoff Game

12/22	L	6-41	at Oakland	54,444
-------	---	------	------------	--------

REGULAR STARTERS

OFFENSE

WR	Frank Pitts
LT	Jim Tyrer
LG	Ed Budde
C	E.J. Holub
RG	Mo Moorman
RT	Dave Hill
TE	Fred Arbanas
WR	Gloster Richardson
	Otis Taylor
QB	Len Dawson
RB	Mike Garrett
RB	Robert Holmes
K	Jan Stenerud

DEFENSE

LE	Jerry Mays
LT	Ed Lothamer
RT	Buck Buchanan
RE	Aaron Brown
LLB	Bobby Bell
MLB	Willie Lanier
RLB	Jim Lynch
LCB	Emmitt Thomas
RCB	Willie Mitchell
LS	Jim Kearney
RS	Johnny Robinson
P	Jerrel Wilson

ALL-STARS IN BOLD



AMERICAN FOOTBALL LEAGUE

Western Division

	W	L	T	Pct.
Oakland	12	2	0	.857
Kansas City	12	2	0	.857
San Diego	9	5	0	.643
Denver	5	9	0	.357
Cincinnati	3	11	0	.214

Eastern Division

	W	L	T	Pct.
N.Y. Jets	11	3	0	.786
Houston	7	7	0	.500
Miami	5	8	1	.385
Boston	4	10	0	.286
Buffalo	1	12	1	.077

AFL Western Division Playoff

Oakland 41, Kansas City 6

AFL Championship

N.Y. Jets 27, Oakland 23

NFL Championship

Baltimore 34, Cleveland 0

Super Bowl III

N.Y. Jets 16, Baltimore 7



NATIONAL FOOTBALL LEAGUE

Western Conference

	W	L	T	Pct.
Coastal Division	13	1	0	.929
Baltimore	10	3	1	.769
Los Angeles	7	6	1	.538
San Francisco	2	12	0	.143

Central Division

	W	L	T	Pct.
Minnesota	8	6	0	.571
Chicago	7	7	0	.500
Green Bay	6	7	1	.462
Detroit	4	8	2	.333

Eastern Conference

	W	L	T	Pct.
Capitol Division	12	2	0	.857
N.Y. Giants	7	7	0	.500
Washington	5	9	0	.357
Philadelphia	2	12	0	.143

Century Division

	W	L	T	Pct.
Cleveland	10	4	0	.714
St. Louis	9	4	1	.692
New Orleans	4	9	1	.308
Pittsburgh	2	11	1	.154

TEAM STATISTICS

	CHIEFS	OPP.
FIRST DOWNS	223	215
Rushing/Passing/Penalty	123/89/11	52/140/23
TOTAL NET YARDS	4503	4089
Avg. Per Game	321.6	292.1
Total Plays	831	900
Avg. Per Play	5.4	4.5
NET YARDS RUSHING	2227	1266
Avg. Per Game	159.1	90.4
Total Rushes	537	365
Avg. Per Play	4.1	3.5
NET YARDS PASSING	2276	2823
Avg. Per Game	162.6	201.6
Sacked/Yards Lost	24/216	45/439
Gross Yards	2492	3562
Attempts/Completions	270/156	461/214
Pct. of Completions	57.8	46.4
Had Intercepted	11	37
PUNTS/AVERAGE	65/45.3	63/41.8
PUNT RETURNS/YARDS	31/450	31/220
KICKOFF RETURNS/YARDS	38/736	54/1044
PENALTIES/YARDS	66/650	62/555
FUMBLES/LOST	26/16	22/12
TOUCHDOWNS	40	18
Rushing/Passing	16/20	4/14
Defensive/Kicking Game	2/2	0/0
SAFETIES	1	1

SCORE BY PERIODS	1	2	3	4	Total
CHIEFS TOTAL	90	111	74	96	371
Opp. Total	46	57	40	27	170

INDIVIDUAL STATISTICS

	PASSING							
	Att.	Cmp.	Yds.	Pct.	TD	Int	LG	Rating
Dawson	224	131	2109	58.5	17	9	92	98.8
Lee	45	25	383	55.6	3	1	61	97.1
Garrett	1	0	0	0.0	0	1	0	0.0
CHIEFS TOTAL	270	156	2492	57.8	20	11	92	96.3
Opp. Total	461	214	3562	46.4	14	37	82	49.6

	PASS RECEIVING				
	No.	Yds.	Avg.	LG	TD
Garrett	33	359	10.9	43	3
Pitts	30	655	21.8	90	6
Richardson	22	494	22.5	92	6
Taylor	20	420	21.0	67	4
Holmes	19	201	10.6	43	0
Hayes	12	108	9.0	22	1
Arbanas	11	189	17.2	48	0
McClinton	3	4	-1.3	5	0
Carolan	2	26	13.0	19	0
Coan	2	15	7.5	12	0
Wilson	1	14	14.0	14	0
Smith	1	15	15.0	15	0
CHIEFS TOTAL	156	2492	16.0	92	20
Opp. Total	214	3562	16.6	82	14

	RUSHING				
	No.	Yds.	Avg.	LG	TD
Holmes	174	866	5.0	76	7
Garrett	164	564	3.4	37	3
Hayes	85	340	4.0	25	4
Coan	40	160	4.0	24	1
Pitts	11	107	9.7	28	0
McClinton	24	107	4.5	19	0
Taylor	5	41	8.2	30	1
Dawson	28	40	2.0	22	0
Arbanas	3	14	4.7	8	0
Livingston	2	2	1.0	3	0
Wilson	5	1	0.2	1	0
Smith	2	-2	-1.0	1	0
Richardson	1	-3	-3.0	-3	0
Lowe	1	-10	-10.0	-10	0
CHIEFS TOTAL	537	2227	4.1	76	16
Opp. Total	365	1266	3.5	36	4

TEAM LEADERS

Scoring:	Jan Stenerud	129 pts:	39 PATS, 30 FGs
INTs:	Johnny Robinson	6-40 yds., 0 TDs	
Punting:	Jerrel Wilson	63-2841 yds., 45.1 avg., 70 LG	
Punt Returns:	Noland Smith	18-270 yds., 15.0 avg., 1 TD	
Kickoff Returns:	Noland Smith	23-549 yds., 23.9 avg., 0 TDs	



Preseason (4-1)		
8/5	W	24-9 at Houston 36,362
8/12	W	30-17 N.Y. Jets (Birmingham, AL) 53,109
8/19	W	48-0 Oakland (Portland, OR) ... 13,352
8/23	W	66-24 CHICAGO 33,041
9/1	L	24-44 at L.A. Rams 73,990
Regular Season (9-5)		
9/9	W	25-20 at Houston (Sat) (N) 28,003
9/24	W	24-0 at Miami 36,272
10/1	L	21-23 at Oakland 50,268
10/8	W	41-0 MIAMI 45,291
10/15	L	31-45 at San Diego 43,355
10/22	L	19-24 HOUSTON 46,365
10/29	W	52-9 DENVER 44,002
11/5	W	42-18 N.Y. JETS 46,642
11/12	W	33-10 at Boston 23,010
11/19	L	16-17 SAN DIEGO 46,738
11/23	L	22-44 OAKLAND (Thur) (Thinks) ... 44,020
12/3	W	23-13 BUFFALO 41,948
12/10	W	21-7 at N.Y. Jets 62,891
12/17	W	38-24 at Denver 31,660

REGULAR STARTERS

OFFENSE		DEFENSE	
WR	Chris Burford	LE	Jerry Mays
LT	Jim Tyrer	LT	Andy Rice
LG	Ed Budde		Ed Lothamer
C	Jon Gilliam	RT	Buck Buchanan
RG	Curt Merz	RE	Chuck Hurston
RT	Dave Hill	LLB	Bobby Bell
TE	Fred Arbanas	MLB	Sherrell Headrick
WR	Gloster Richardson	RLB	E.J. Holub
	Otis Taylor	LCB	Emmitt Thomas
QB	Len Dawson	RCB	Willie Mitchell
RB	Mike Garrett	LS	Bobby Hunt
RB	Curtis McClinton	RS	Johnny Robinson
K	Jan Stenerud	P	Jerrel Wilson
			Wayne Walker

ALL-STAR IN BOLD

AMERICAN FOOTBALL LEAGUE				NATIONAL FOOTBALL LEAGUE			
Western Division				Western Conference			
	W	L	T Pct.		W	L	T Pct.
Oakland	13	1	0 .929	Los Angeles	11	1	2 .917
Kansas City	9	5	0 .643	Baltimore	11	1	2 .917
San Diego	8	5	1 .615	San Francisco	7	7	0 .500
Denver	3	11	0 .214	Atlanta	1	12	1 .077
Eastern Division				Central Division			
	W	L	T Pct.		W	L	T Pct.
Houston	9	4	1 .692	Green Bay	9	4	1 .692
N.Y. Jets	8	5	1 .615	Chicago	7	6	1 .538
Buffalo	4	10	0 .286	Detroit	5	7	2 .417
Miami	5	8	1 .385	Minnesota	3	8	3 .273
Boston	3	10	1 .231	Eastern Conference			
AFL Championship				Capital Division			
Oakland 40, Houston 7					W	L	T Pct.
NFL Championship				Dallas	9	5	0 .643
Green Bay 21, Dallas 17				Philadelphia	6	7	1 .462
Super Bowl II				Washington	5	6	3 .455
Green Bay 33, Oakland 14				New Orleans	3	11	0 .214
				Century Division			
	W	L	T Pct.	Cleveland	9	5	0 .643
				N.Y. Giants	7	7	0 .500
				St. Louis	6	7	1 .462
				Pittsburgh	4	9	1 .308

TEAM STATISTICS

	CHIEFS	OPP.
TOTAL FIRST DOWNS	251	221
Rushing/Passing/Penalty	116/117/18	73/132/16
TOTAL NET YARDS	4490	3944
Avg. Per Game	320.7	281.7
Total Plays	872	843
Avg. Per Play	5.1	4.7
NET YARDS RUSHING	2018	1408
Avg. Per Game	144.1	100.6
Total Rushes	462	343
Avg. Per Play	4.4	4.1
NET YARDS PASSING	2472	2536
Avg. Per Game	176.6	181.1
Sacked/Yards Lost	32/301	38/354
Gross Yards	2773	2536
Attempts/Completions	382/213	462/229
Pct. of Completions	55.8	49.6
Had Intercepted	19	31
PUNTS/AVERAGE	61/41.3	60/42.3
PUNT RETURNS/YARDS	33/245	31/331
KICKOFF RETURNS/YARDS	53/1245	55/1207
PENALTIES/YARDS	68/680	76/747
FUMBLES/LOST	28/8	27/11
TOUCHDOWNS	49	30
Rushing/Passing	18/26	10/13
Defensive/Kicking Game	4/1	6/1
SAFETIES	1	0

SCORE BY PERIODS	1	2	3	4	Total
CHIEFS TOTAL	87	143	83	95	408
Opp. Total	61	91	36	66	254

INDIVIDUAL STATISTICS

	PASSING						
	Att.	Cmp.	Yds.	Pct.	TD	Int	LG Rating
Dawson	357	206	2651	57.7	24	17	71 83.5
Lee	19	6	105	31.6	1	2	29 29.6
Garrett	4	1	17	25.0	1	0	17 84.4
Others	2	0	0	0.0	0	0	0 39.6
CHIEFS TOTAL	382	213	2773	55.8	26	21	71 73.2
Opp. Total	462	229	2536	49.6	13	31	76 47.7

	PASS RECEIVING				
	No.	Yds.	Avg.	LG	TD
Taylor	59	958	16.2	71	11
Garrett	46	261	5.7	34	1
McClinton	26	219	8.4	25	1
Burford	25	389	15.6	55	3
Arbanas	20	295	14.8	43	5
G. Thomas	13	99	7.6	27	2
Richardson	12	312	26.0	56	2
Coan	5	41	8.2	24	0
Pitts.	4	131	32.8	59	1
Carolan	2	26	13.0	23	0
N. Smith	1	42	42.0	42	0
CHIEFS TOTAL	213	2773	13.0	71	26
Opp. Total	229	2536	11.1	76	13

	RUSHING				
	No.	Yds.	Avg.	LG	TD
Garrett	236	1087	4.6	58	9
McClinton	97	392	4.0	34	2
Coan	63	275	4.4	38	4
G. Thomas	35	133	3.8	19	1
Dawson	20	68	3.4	24	0
Taylor	5	29	5.8	24	1
Pitts.	3	19	6.3	15	1
Wilson	1	10	10.0	10	0
N. Smith	1	8	8.0	8	0
Lee	1	-3	-3.0	-3	0
CHIEFS TOTAL	462	2018	4.5	58	18
Opp. Total	343	1408	4.1	67	10

TEAM LEADERS

Scoring: Jan Stenerud	108 pts: 45 PATS, 21 FGs
INTS: Fletcher Smith	6-150 yds, 0 TDs
Punting: Jerrel Wilson	41-1739 yds, 42.4 avg, 59 LG
Punt Returns: Noland Smith	26-212 yds, 8.2 avg, 0 TDs
Kickoff Returns: Noland Smith	41-1148 yds, 28.0 avg, 1 TD



Preseason (4-0)			
8/6	W	32-30	at Denver 17,771
8/12	W	33-0	at Miami 34,277
8/20	W	31-21	San Diego (Anaheim, CA) 36,038
8/27	W	31-20	HOUSTON. 25,270
Regular Season (11-2-1)			
9/11	W	42-20	at Buffalo. 42,023
9/18	W	32-10	at Oakland. 50,746
9/25	W	43-24	at Boston. 22,641
10/2	L	14-29	BUFFALO 43,885
10/8	W	37-10	DENVER (Sat) (N). 33,929
10/16	L	13-34	OAKLAND 33,057
10/23	W	56-10	at Denver 26,196
10/30	W	48-23	HOUSTON. 31,676
11/6	W	24-14	SAN DIEGO 40,986
11/13	W	34-16	MIAMI 34,063
11/20	T	27-27	BOSTON. 41,475
11/27	W	32-24	at N.Y. Jets. 60,318
12/11	W	19-18	at Miami 17,881
12/18	W	27-17	at San Diego. 28,348
AFL Championship Game			
1/1	W	31-7	at Buffalo. 42,080
Super Bowl I			
1/15	L	10-35	Green Bay (Los Angeles, CA) 61,946

REGULAR STARTERS

OFFENSE		DEFENSE	
WR	Chris Burford	LE	Jerry Mays
LT	Jim Tyrer	LT	Andy Rice
LG	Ed Budde		Ed Lothamer
C	Jon Gilliam	RT	Buck Buchanan
	Wayne Frazier	RE	Chuck Hurston
RG	Curt Merz	LLB	Bobby Bell
RT	Dave Hill	MLB	Sherrill Headrick
TE	Fred Arbanas	RLB	E.J. Holub
WR	Otis Taylor	LCB	Fred Williamson
QB	Len Dawson	RCB	Willie Mitchell
RB	Mike Garrett	SS	Bobby Hunt
RB	Curtis McClinton	FS	Johnny Robinson
K	Mike Mercer	P	Jerrel Wilson
	Tommy Brooker		

ALL-STARS IN BOLD

AMERICAN FOOTBALL LEAGUE					NATIONAL FOOTBALL LEAGUE				
Western Division					Western Conference				
	W	L	T	Pct.		W	L	T	Pct.
Kansas City	11	2	1	.846	Green Bay	12	2	0	.857
Oakland	8	5	1	.615	Baltimore	9	5	0	.643
San Diego	7	6	1	.538	Los Angeles	8	6	0	.571
Denver	4	10	0	.286	San Francisco	6	6	2	.500
	W	L	T	Pct.	Chicago	5	7	2	.417
Buffalo	9	4	1	.692	Detroit	4	9	1	.308
Boston	8	4	2	.638	Minnesota	4	9	1	.308
N.Y. Jets	6	6	2	.500		W	L	T	Pct.
Houston	3	11	0	.214	Dallas	10	3	1	.769
Miami	3	11	0	.214	Cleveland	9	5	0	.643
	W	L	T	Pct.	Philadelphia	9	5	0	.643
AFL Championship					St. Louis	8	5	1	.615
Kansas City 31, Buffalo 7					Washington	7	7	0	.500
NFL Championship					Pittsburgh	5	8	1	.385
Green Bay 34, Dallas 27					Atlanta	3	11	0	.214
Super Bowl I					N.Y. Giants	1	12	1	.077
Green Bay 35, Kansas City 10									

TEAM STATISTICS

	CHIEFS	OPP.
TOTAL FIRST DOWNS	266	222
Rushing/Passing/Penalty	106/140/20	75/125/22
TOTAL NET YARDS	5114	3970
Avg. Per Game	365.3	283.6
Total No. Plays	846	873
Avg. Per Play	6.0	4.6
NET YARDS RUSHING	2274	1356
Avg. Per Game	162.4	96.9
Total Rushes	439	353
Avg. Per Play	5.2	3.8
NET YARDS PASSING	2840	2614
Avg. Per Game	202.9	186.7
Sacked/Yards Lost	30/283	26/262
Gross Yards	3123	2616
Attempts/Completions	377/119	494/226
Pct. of Completions	52.8	45.8
Had Intercepted	15	33
PUNTS/AVERAGE	62/43.8	69/41.3
PUNT RETURNS/YARDS	31/276	36/359
KICKOFF RETURNS/YARDS	54/114	84/2045
PENALTIES/YARDS	61/680	56/592
FUMBLES/LOST	21/16	21/8
TOUCHDOWNS	55	32
Rushing/Passing	19/31	10/18
Defensive/Kicking Game	3/2	2/2
SAFETIES	0	0

SCORE BY PERIODS	1	2	3	4	Total
CHIEFS TOTAL	158	80	94	116	448
Opp. Total	33	115	50	78	276

INDIVIDUAL STATISTICS

	PASSING						
	Att.	Cmp.	Yds.	Pct.	TD	Int	LG Rating
Dawson	284	159	2527	56.0	26	10	89 101.9
Beathard	394	90	578	43.3	4	4	77 61.3
Coan	1	1	18	100.0	1	0	18 158.3
Garrett	1	0	0.0	0.0	0	0	39.6
Taylor	1	0	0.0	0.0	0	1	0.0
CHIEFS TOTAL	377	199	3123	52.8	31	15	89 91.3
Opp. Total	494	226	2616	45.8	18	33	76 46.3

	PASS RECEIVING				
	No.	Yds.	Avg.	LG	TD
Taylor	58	1297	22.4	89	8
Burford	58	758	13.1	38	8
Arbanas	22	305	13.9	36	4
McClinton	19	285	15.0	68	5
Coan	18	131	7.3	20	2
Garrett	15	175	11.7	36	1
Carolan	7	154	22.0	45	3
Pitts.	1	11	11.0	11	0
Wilson	1	7	7.0	7	0
CHIEFS TOTAL	199	3123	14.2	89	31
Opp. Total	226	2614	11.5	76	18

	RUSHING				
	No.	Yds.	Avg.	LG	TD
Garrett	147	801	5.5	77	6
McClinton	140	540	3.9	49	4
Coan	96	521	5.4	57	7
Dawson	24	167	7.0	18	0
Beathard	20	152	7.6	52	1
G. Thomas	7	53	7.6	28	1
Taylor	2	33	16.5	19	0
Wilson	3	7	2.3	5	0
CHIEFS TOTAL	439	2274	5.2	77	19
Opp. Total	353	1356	3.8	41	10

TEAM LEADERS

Scoring: Mike Mercer	93 pts	33 PATS, 20 FGs
INTs: Johnny Robinson	10-136 yds., 1 TD	
Bobby Hunt	10-113 yds., 0 TDs	
Punting: Jerrel Wilson	62-2715 yds., 43.8 avg., 69 LG	
Punt Returns: Mike Garrett	17-139 yds., 8.2 avg., 1 TD	
Kickoff Returns: Emmitt Thomas	29-673 yds., 23.2 avg., 0 TDs	



Preseason (3-2)			
8/7	W	30-24	at Denver 17,077
8/15	L	10-31	SAN DIEGO 13,132
8/22	L	6-23	at Oakland 13,592
8/28	W	18-16	Buffalo (Wichita, KS) 8,630
9/4	W	34-7	BOSTON 15,157
Regular Season (7-5-2)			
9/12	L	10-37	at Oakland 18,659
9/18	W	14-10	at N.Y. Jets (Sat) (N) 53,658
9/26	T	10-10	at San Diego 28,126
10/3	W	27-17	BOSTON 26,773
10/10	W	31-23	at Denver 31,001
10/17	L	7-23	BUFFALO 26,941
10/24	L	36-38	at Houston 34,670
10/31	W	14-7	OAKLAND 18,354
11/7	L	10-13	N.Y. JETS 25,523
11/14	W	31-7	SAN DIEGO 21,968
11/21	T	10-10	at Boston 13,056
11/28	W	52-21	HOUSTON 16,459
12/12	L	25-34	at Buffalo 40,298
12/19	W	45-35	DENVER 14,421

REGULAR STARTERS

OFFENSE		DEFENSE	
WR	Chris Burford	LE	Jerry Mays
LT	Jim Tyrer	LT	Ed Lothamer
LG	Ed Budde	RT	Buck Buchanan
C	Jon Gilliam	RE	Mel Branch
RG	Curt Merz	LLB	Bobby Bell
RT	Dave Hill	MLB	Sherrill Headrick
TE	Fred Arbanas	RLB	E.J. Holub
WR	Frank Jackson	LCB	Fred Williamson
QB	Len Dawson	RCB	Willie Mitchell
RB	Mack Lee Hill	LS	Bobby Hunt
RB	Curtis McClinton	RS	Johnny Robinson
K	Tommy Brooker	P	Jerrel Wilson

ALL-STARS IN BOLD

AMERICAN FOOTBALL LEAGUE				NATIONAL FOOTBALL LEAGUE			
Western Division				Western Conference			
W	L	T	Pct.	W	L	T	Pct.
San Diego	9	2	3 .818	Green Bay	10	3	1 .769
Oakland	8	5	1 .615	Baltimore	10	3	1 .769
Kansas City	7	5	2 .583	Chicago	9	5	0 .643
Denver	4	10	0 .286	San Francisco	7	6	1 .538
Eastern Division				Eastern Conference			
W	L	T	Pct.	W	L	T	Pct.
Buffalo	10	3	1 .769	Minnesota	7	7	0 .500
N.Y. Jets	5	8	1 .385	Detroit	6	7	1 .462
Boston	4	8	2 .333	Los Angeles	4	10	0 .286
Houston	4	10	0 .286	Eastern Conference			
NFL Western Conference Playoff				W	L	T	Pct.
Green Bay 13, Baltimore 10 OT				Cleveland	11	3	0 .786
AFL Championship				Dallas	7	7	0 .500
Buffalo 23, San Diego 0				N.Y. Giants	7	7	0 .500
NFL Championship				Washington	6	8	0 .429
Green Bay 23, Cleveland 12				Philadelphia	5	9	0 .357
				St. Louis	5	9	0 .357
				Pittsburgh	2	12	0 .143

TEAM STATISTICS

	CHIEFS	OPP.
FIRST DOWNS	228	200
Rushing/Passing/Penalty	101/119/8	67/112/24
TOTAL NET YARDS	4290	3749
Avg. Per Game	306.4	267.8
Total Plays	633	647
Avg. Per Play	5.2	4.4
NET YARDS RUSHING	1736	1366
Avg. Per Game	124.0	97.6
Total Rushes	417	383
Avg. Per Play	4.2	3.6
NET YARDS PASSING	2554	2457
Avg. Per Game	182.4	175.5
Sacked/Yards Lost	343	299
Gross Yards	2897	2756
Attempts/Completions	409/200	438/203
Pct. of Completions	48.9	46.3
Had Intercepted	20	20
PUNTS/AVERAGE	72/44.6	82/44.3
PUNT RETURNS/YARDS	35/422	29/14.9
KICKOFF RETURNS/YARDS	46/1043	55/1182
PENALTIES/LOST	70/728	60/623
FUMBLES/LOST	33/21	25/13
TOUCHDOWNS	40	34
Rushing/Passing	15/22	14/18
Defensive/Kicking Game	2/1	0/2
SAFETIES	0	0

SCORE BY PERIODS	1	2	3	4	Total
CHIEFS TOTAL	90	81	37	114	322
Opp. Total	33	64	76	112	285

INDIVIDUAL STATISTICS

	PASSING							
	Att.	Cmp.	Yds.	Pct.	TD	Int	LG	Rating
Dawson	305	163	2262	53.4	21	14	67	81.3
Beathard	89	36	632	40.5	1	6	73	41.1
McClinton	15	0	0	0	0	0	0	39.6
CHIEFS TOTAL	395	199	2543	50.4	22	20	73	68.3
Opp. Total	438	203	2457	46.3	18	20	66	58.6

	PASS RECEIVING				
	No.	Yds.	Avg.	LG	TD
Burford	47	575	12.2	57	6
McClinton	37	590	15.9	69	3
Jackson	28	440	15.7	73	1
Taylor	26	446	17.2	48	5
Arbanas	24	418	17.4	67	4
Hill	21	264	12.6	46	1
Coan	9	85	9.4	23	2
Carolan	6	65	10.8	14	0
Pitts.	1	11	11.0	11	0
CHIEFS TOTAL	199	2894	14.5	73	22
Opp. Total	203	2457	12.1	66	18

	RUSHING				
	No.	Yds.	Avg.	LG	TD
McClinton	175	661	3.8	48	6
Hill	125	627	5.0	66	2
Dawson	43	142	3.3	40	2
Coan	45	137	3.0	21	1
Beathard	25	138	5.5	26	4
Taylor	2	17	8.5	15	0
Jackson	1	26	26.0	26	0
Wilson	2	4	2.0	3	0
CHIEFS TOTAL	418	1752	4.2	66	15
Opp. Total	383	1366	3.6	48	14

TEAM LEADERS

Scoring: Tommy Brooker	76 pts: 37 PATs, 13 FGs
INTs: Fred Williamson	6-89 yds., 0 TDs
Punting: Jerrel Wilson	69-3132 yds., 45.4 avg., 64 LG
Punt Returns: Willie Mitchell	19-242 yds., 12.7 avg., 1 TD
Kickoff Returns: Bert Coan	19-479 yds., 25.2 avg., 0 TDs



Preseason (4-1)

8/9	W	21-14	at Oakland	11,118
8/14	W	24-21	at Buffalo	17,738
8/22	L	14-26	SAN DIEGO	28,653
8/28	W	14-10	Denver (Ft. Worth, TX)	19,500
9/3	W	27-17	at Houston	17,450

Regular Season (7-7)

9/13	L	17-34	at Buffalo	30,157
9/27	W	21-9	at Oakland	18,163
10/4	W	28-7	HOUSTON	22,727
10/11	L	27-33	at Denver	16,285
10/18	L	22-35	BUFFALO	20,904
10/23	L	7-24	at Boston (Fri) (N)	27,400
11/1	W	49-39	DENVER	15,053
11/8	W	42-7	OAKLAND	21,023
11/15	L	14-28	SAN DIEGO	19,792
11/22	W	28-19	at Houston	17,782
11/29	L	14-27	at N.Y. Jets	38,135
12/6	L	24-31	BOSTON	13,166
12/13	W	49-6	at San Diego	26,562
12/20	W	24-7	N.Y. JETS	14,316

REGULAR STARTERS

OFFENSE

WR	Chris Burford
LT	Jim Tyrer
LG	Ed Budde
C	Jon Gilliam
RG	Al Reynolds
	Curt Merz
RT	Dave Hill
TE	Fred Arbanas
WR	Frank Jackson
QB	Len Dawson
RB	Mack Lee Hill
	Jack Spikes
RB	Curtis McClinton
K	Tommy Brooker

DEFENSE

LE	Bobby Bell
LT	Jerry Mays
RT	Buck Buchanan
RE	Mel Branch
LLB	E.J. Holub
MLB	Sherill Headrick
RLB	Walt Corey
LCB	Duane Wood
RCB	Dave Grayson
SS	Bobby Hunt
FS	Johnny Robinson
P	Jerral Wilson

ALL-STAR IN BOLD



AMERICAN FOOTBALL LEAGUE

Western Division

	W	L	T	Pct.
San Diego	8	5	1	.615
Kansas City	7	7	0	.500
Oakland	5	7	2	.471
Denver	2	11	1	.154

Eastern Division

	W	L	T	Pct.
Buffalo	12	2	0	.857
Boston	10	3	1	.769
N.Y. Jets	5	8	1	.385
Houston	4	10	0	.286

AFL Championship

Buffalo 20, San Diego 7

NFL Championship

Cleveland 27, Baltimore 0



NATIONAL FOOTBALL LEAGUE

Western Conference

	W	L	T	Pct.
Baltimore	12	2	0	.857
Green Bay	8	5	1	.615
Minnesota	8	5	1	.615
Detroit	7	5	2	.583
Los Angeles	5	7	2	.417
Chicago	5	9	0	.357
San Francisco	4	10	0	.286

Eastern Conference

	W	L	T	Pct.
Cleveland	10	3	1	.769
St. Louis	9	3	2	.750
Philadelphia	6	8	0	.429
Washington	6	8	0	.429
Dallas	5	8	1	.385
Pittsburgh	5	9	0	.357
N.Y. Giants	2	10	2	.167

TEAM STATISTICS

	CHIEFS	OPP.
TOTAL FIRST DOWNS	244	204
Rushing/Passing/Penalty	88/142/14	76/117/11
TOTAL NET YARDS	4710	3935
Avg. Per Game	336.4	281.1
Total Plays	871	856
Avg. Per Play	5.4	4.6
NET YARDS RUSHING	1839	1315
Avg. Per Game	131.4	93.9
Total Rushes	411	387
Avg. Per Play	4.5	3.4
NET YARDS PASSING	2871	2620
Avg. Per Game	205.1	187.1
Sacked/Yards Lost	44/450	28/279
Gross Yards	3321	2899
Attempts/Completions	412/228	443/218
Pct. of Completions	55.3	49.2
Had Intercepted	21	28
PUNTS/AVERAGE	78/42.6	78/40.7
PUNT RETURNS/YARDS	40/377	32/242
KICKOFF RETURNS/YARDS	58/1244	62/1449
PENALTIES/YARDS	56/604	47/460
FUMBLES/LOST	37/19	30/19
TOUCHDOWNS	49	38
Rushing/Passing	14/32	9/25
Defensive/Kicking Game	3/0	4/0
SAFETIES	0	0

SCORE BY PERIODS	1	2	3	4	Total
CHIEFS TOTAL	60	106	106	94	366
Opp. Total	70	72	84	80	306

INDIVIDUAL STATISTICS

	PASSING							Rating
	Att.	Cmp.	Yds.	Pct.	TD	Int	LG	
Dawson	354	199	2879	56.2	30	18	72	89.9
E. Wilson	47	25	392	53.2	1	1	55	79.4
Beathard	9	4	50	44.4	1	2	22	59.7
Haynes	1	0	0	0.0	0	0	0	39.6
Spikes	1	0	0	0.0	0	0	0	39.6
CHIEFS TOTAL	412	228	2871	55.3	32	21	72	82.0
Opp. Total	443	218	2620	49.2	25	28	82	65.3

	PASS RECEIVING				
	No.	Yds.	Avg.	LG	TD
Jackson	62	943	15.2	72	9
Burford	51	675	13.2	55	7
Haynes	38	562	14.8	59	3
Arbanas	34	686	20.2	68	8
M. Hill	19	144	7.6	34	2
McClinton	13	221	17.0	66	2
Spikes	5	17	3.4	6	0
Carolan	3	54	18.0	25	1
Coan	2	8	4.0	4	0
J. Wilson	1	11	11.0	11	0
CHIEFS TOTAL	228	3321	14.5	72	32
Opp. Total	218	2620	12.0	82	25

	RUSHING				
	No.	Yds.	Avg.	LG	TD
Haynes	137	713	5.2	80	4
M. Hill	105	567	5.4	71	4
McClinton	72	252	3.5	30	1
Spikes	34	113	3.3	13	0
Dawson	39	95	2.4	18	2
Coan	11	56	5.1	37	2
Beathard	4	43	10.8	41	0
Jackson	2	5	2.5	12	0
E. Wilson	6	5	0.8	8	1
J. Wilson	1	-10	-10.0	-10	0
CHIEFS TOTAL	411	1839	4.5	80	14
Opp. Total	387	1315	3.4	50	9

TEAM LEADERS

Scoring: Tommy Brooker	70 pts: 46 PATS, 8 FGs
INTs: Dave Grayson	7-187 yds., 0 TDs
Bobby Hunt	7-133 yds., 1 TD
Punting: Jerral Wilson	78-3326 yds., 42.6 avg., 70 LG
Punt Returns: Willie Mitchell	18-167 yds., 9.3 avg., 0 TDs
Kickoff Returns: Dave Grayson	30-679 yds., 22.6 avg., 0 TDs



Preseason (3-2)			
8/3	L	14-26	at San Diego 25,862
8/9	W	17-13	BUFFALO 5,721
8/17	W	35-21	Oakland (Seattle, WA) 13,500
8/23	W	30-16	DENVER 6,865
8/30	L	17-23	HOUSTON (Wichita, KS) 11,000
Regular Season (5-7-2)			
9/7	W	59-7	at Denver (Sat) (N) 21,115
9/22	T	27-27	at Buffalo 33,487
9/29	L	10-24	at San Diego 22,654
10/6	W	28-7	HOUSTON 27,801
10/13	L	26-35	BUFFALO 25,519
10/20	L	17-38	SAN DIEGO 30,107
10/27	L	7-28	at Houston 26,331
11/3	L	7-10	at Oakland 18,919
11/8	L	7-22	OAKLAND (Fri) (N) 24,897
11/17	T	24-24	at Boston 17,270
12/1	L	0-17	at N.Y. Jets 18,824
12/8	W	52-21	DENVER 17,443
12/14	W	35-3	BOSTON (Sat) 12,598
12/22	W	48-0	N.Y. JETS 12,202

TEAM STATISTICS

	CHIEFS	OPP.
TOTAL FIRST DOWNS	250	228
Rushing/Passing/Penalty	94/141/15	83/130/15
TOTAL NET YARDS	4348	4187
Avg. Per Game	310.6	299.1
Total Plays	872	856
Avg. Per Play	5.0	4.9
NET YARDS RUSHING	1697	1558
Avg. Per Game	121.2	111.3
Total Rushes	400	397
Avg. Per Play	4.2	3.9
NET YARDS PASSING	2651	2629
Avg. Per Game	189.4	187.8
Sacked/Yards Lost	34/332	35/300
Gross Yards	2983	2629
Attempts/Completions	439/231	428/218
Pct. of Completions	52.6	50.9
Had Intercepted	22	26
PUNTS/AVERAGE	62/43.1	70/40.2
PUNT RETURNS/YARDS	26/259	32/345
KICKOFF RETURNS/YARDS	47/1166	55/1322
PENALTIES/YARDS	52/605	47/411
FUMBLES/LOST	27/16	29/19
TOUCHDOWNS	46	33
Rushing/Passing	12/30	12/18
Defensive/Kicking Game	2/2	2/1
SAFETIES	1	2

SCORE BY PERIODS	1	2	3	4	Total
CHIEFS TOTAL	79	72	109	87	347
Opp. Total	29	107	51	76	263

REGULAR STARTERS

OFFENSE		DEFENSE	
WR	Chris Burford	LE	Bobby Bell
LT	Jim Tyrer	LT	Buck Buchanan
LG	Marvin Terrell		Paul Rochester
C	Jon Gilliam	RT	Jerry Mays
RG	Al Reynolds	RE	Mel Branch
	Curt Merz	LLB	E.J. Holub
RT	Dave Hill	MLB	Sherrill Headrick
	Charlie Diamond	RLB	Walt Corey
TE	Fred Arbanas	LCB	Duane Wood
WR	Frank Jackson	RCB	Dave Grayson
QB	Len Dawson	LS	Bobby Hunt
RB	Abner Haynes	RS	Johnny Robinson
RB	Curtis McClinton	P	Jerrel Wilson
K	Tommy Brooker		

ALL-STAR IN BOLD

INDIVIDUAL STATISTICS

	PASSING							
	Att.	Cmp.	Yds.	Pct.	TD	Int	LG	Rating
Dawson	352	190	2389	54.0	26	19	82	77.6
E. Wilson	82	39	537	47.6	3	2	48	71.4
McClinton	2	1	33	50.0	1	0	33	135.4
Haynes	2	1	24	50.0	0	0	24	93.8
Spikes	1	0	0	0.0	0	1	0	0.0
CHIEFS TOTAL	439	231	2651	52.6	30	22	82	72.9
Opp. Total	428	218	2629	50.9	18	26	89	58.7

	PASS RECEIVING					
	No.	Yds.	Avg.	LG	TD	
Burford	68	824	12.1	69	9	
Jackson	50	785	15.7	82	8	
Arbanas	34	373	11.0	40	6	
Haynes	33	470	14.2	73	2	
McClinton	27	301	11.1	46	3	
Spikes	11	125	11.4	30	1	
Coan	2	35	17.5	31	0	
Brooker	2	32	16.0	16	0	
J. Wilson	2	21	10.5	15	0	
D. Johnson	2	17	8.5	11	1	
CHIEFS TOTAL	231	2983	12.9	82	30	
Opp. Total	218	2629	12.1	89	18	

	RUSHING				
	No.	Yds.	Avg.	LG	TD
McClinton	142	568	4.0	36	3
Haynes	99	352	3.6	46	4
Dawson	37	272	7.4	43	2
Spikes	84	257	3.1	15	2
Coan	17	100	5.9	51	0
Jackson	3	52	17.3	25	1
E. Wilson	8	45	5.6	21	0
J. Wilson	9	41	4.6	12	0
Burford	1	10	10.0	10	0
CHIEFS TOTAL	400	1697	4.2	51	12
Opp. Total	397	1558	3.9	76	12

TEAM LEADERS

Scoring: Chris Burford	56 pts: 9 TDs, 1 PAT (2 pt)
INTs: Bobby Hunt	6-228 yds., 0 TDs
Punting: Jerrel Wilson	61-2628 yds., 43.1 avg., 72 LG
Punt Returns: Frank Jackson	11-95 yds., 8.6 avg., 0 TDs
Kickoff Returns: Dave Grayson	20-564 yds., 28.2 avg., 1 TD

AMERICAN FOOTBALL LEAGUE				NATIONAL FOOTBALL LEAGUE			
Western Division				Western Conference			
	W	L	T Pct.		W	L	T Pct.
San Diego	11	3	0 .786	Chicago	11	1	2 .917
Oakland	10	4	0 .714	Green Bay	11	2	1.846
Kansas City	5	7	2 .471	Baltimore	8	6	0.571
Denver	2	11	1 .154	Detroit	5	8	1.385
				Minnesota	5	8	1.385
Eastern Division				Eastern Conference			
	W	L	T Pct.		W	L	T Pct.
Boston	7	6	1 .583	Los Angeles	5	9	0.357
Buffalo	7	6	1 .583	San Francisco	2	12	0.143
Houston	6	8	0 .429				
N.Y. Jets	5	8	1 .385				
AFL Eastern Division Playoff							
Boston 26, Buffalo 8				N.Y. Giants	11	3	0.786
AFL Championship				Cleveland	10	4	0.714
San Diego 51, Boston 10				St. Louis	9	5	0.643
NFL Championship				Pittsburgh	7	4	3.636
Chicago 14, N.Y. Giants 10				Dallas	4	10	0.286
				Washington	3	11	0.214
				Philadelphia	2	10	2.167



Preseason (4-1)			
8/5	W	39-28	N.Y. Titans (Cobb Stadium, Dallas) 20,500
8/12	W	31-13	Denver (Midland, TX) 10,000
8/18	W	35-26	at Buffalo 33,376
8/25	W	29-27	Denver (Ft. Worth, TX) 20,000
9/3	L	10-31	at San Diego 15,232
Regular Season (6-8)			
9/10	L	10-26	SAN DIEGO 24,500
9/24	W	42-35	at Oakland 6,700
10/1	W	26-21	HOUSTON 28,000
10/8	W	19-12	at Denver 14,500
10/15	L	24-27	at Buffalo 20,678
10/22	L	7-38	at Houston 23,228
10/29	L	17-18	BOSTON 20,500
11/3	L	21-28	at Boston (Fri) (N) 25,063
11/12	L	20-30	BUFFALO 15,000
11/19	L	14-24	at San Diego 33,788
11/26	W	43-11	OAKLAND 14,500
12/3	L	7-28	at N.Y. Titans 14,117
12/10	W	49-21	DENVER 8,000
12/17	W	35-24	N.Y. TITANS 12,500

REGULAR STARTERS

OFFENSE		DEFENSE	
WR	Chris Burford	LE	Paul Miller
LT	Charlie Diamond	LT	Paul Rochester
LG	Sid Fournet	RT	Ray Collins
C	Jim Barton	RE	Mel Branch
RG	Bill Krisher	LLB	E.J. Holub
RT	Jerry Cornelison	MLB	Sherrill Headrick
TE	Max Boydstrum	RLB	Smokey Stover
QB	Cotton Davidson	RLB	Walt Corey
LHB	Abner Haynes	LCB	Duane Wood
FB	Jack Spikes	RCB	David Webster
RHB	Johnny Robinson	LS	Don Flynn
K	Jack Spikes	RS	Jimmy Harris
		P	Cotton Davidson

ALL-STARS IN BOLD



AMERICAN FOOTBALL LEAGUE

Western Division

	W	L	T	Pct.
San Diego	12	2	0	.857
Dallas	6	8	0	.429
Denver	3	11	0	.214
Oakland	2	12	0	.143

Eastern Division

	W	L	T	Pct.
Houston	10	3	1	.769
Boston	9	4	1	.692
N.Y. Titans	7	7	0	.500
Buffalo	6	8	0	.429

AFL Championship

Houston 10, San Diego 3

NFL Championship

Green Bay 37, N.Y. Giants 0



NATIONAL FOOTBALL LEAGUE

Western Conference

	W	L	T	Pct.
Green Bay	11	3	0	.786
Detroit	8	5	1	.615
Baltimore	8	6	0	.571
Chicago	8	6	0	.571
San Francisco	7	6	1	.538
Los Angeles	4	10	0	.286
Minnesota	3	11	0	.214

Eastern Conference

	W	L	T	Pct.
N.Y. Giants	10	3	1	.769
Philadelphia	10	4	0	.714
Cleveland	8	5	1	.615
St. Louis	7	7	0	.500
Pittsburgh	6	8	0	.429
Dallas	4	9	1	.308
Washington	1	12	1	.077

TEAM STATISTICS

	TEXANS	OPP.
TOTAL FIRST DOWNS	247	246
Rushing/Passing/Penalty	112/122/13	89/139/20
TOTAL NET YARDS	4759	4302
Avg. Per Game	339.9	307.3
Total Plays	862	864
Avg. Per Play	5.5	4.9
NET YARDS RUSHING	2183	1525
Avg. Per Game	155.9	108.9
Total Rushes	439	410
Avg. Per Play	5.0	3.7
NET YARDS PASSING	2576	3077
Avg. Per Game	184.0	219.8
Sacked/Yards Lost	24/39	34/300
Gross Yards	2815	3377
Attempts/Completions	399/177	439/219
Pct. of Completions	44.4	49.9
Had Intercepted	27	25
PUNTS/AVERAGE	62/40.0	63/41.7
PUNT RETURNS/YARDS	26/219	17/176
KICKOFF RETURNS/YARDS	53/1465	65/1249
PENALTIES/YARDS	89/875	62/619
FUMBLES/LOST	32/18	31/18
TOUCHDOWNS	45	44
Rushing/Passing	23/18	18/21
Defensive/Kicking Game	1/1	2/3
SAFETIES	0	0

SCORE BY PERIODS	1	2	3	4	Total
TEXANS TOTAL	77	87	87	83	334
Opp. Total	36	127	41	139	343

INDIVIDUAL STATISTICS

	PASSING							
	Att.	Cmp.	Yds.	Pct.	TD	Int	LG	Rating
Davidson	330	151	2445	45.8	17	23	71	59.3
Duncan	67	25	361	37.3	1	3	47	41.9
Jackson	2	1	9	50.0	0	1	9	22.9
TEXANS TOTALS	399	177	2576	44.4	18	27	71	52.7
Opp. Total	439	219	2777	49.9	20	25	80	61.6

	PASS RECEIVING					
	No.	Yds.	Avg.	LG	TD	
Burford	51	850	16.7	54	5	
Robinson	35	601	17.2	71	5	
Haynes	34	558	16.4	69	3	
Dickinson	14	209	14.9	48	2	
Jackson	13	171	13.2	52	2	
Boydston	12	167	13.9	24	1	
Spikes	8	136	17.0	46	0	
Romeo	7	89	12.7	20	0	
Pricer	2	21	10.5	11	0	
Barnes	1	13	13.0	13	0	
TEXANS TOTALS	177	2815	14.6	71	18	
Opp. Total	219	2777	12.7	80	20	

	RUSHING				
	No.	Yds.	Avg.	LG	TD
Haynes	179	841	4.7	59	9
Jackson	65	386	5.9	49	3
Spikes	39	334	8.6	74	5
Dickinson	71	263	3.7	65	3
Robinson	52	200	3.9	45	2
Davidson	21	123	5.9	40	1
Duncan	5	42	8.5	19	0
Pricer	5	13	2.6	5	0
Gilliam	1	-6	-6.0	-6	0
Burford	1	-13	-13.0	-13	0
TEXANS TOTALS	439	2183	4.9	74	23
Opp. Total	410	1525	3.7	87	18

TEAM LEADERS

Scoring: Jack Spikes	54 pts: 5 TDs, 10 PATs, 4 FGs
INTs: David Webster	5-50 yds., 0 TDs
Punting: Cotton Davidson	61-2479 yds., 40.6 avg., 62 LG
Punt Returns: Abner Haynes	19-196 yds., 10.3 avg., 0 TDs
Kickoff Returns: Dave Grayson	16-453 yds., 28.3 avg., 0 TDs



8-6 • 2nd AFL West • Hank Stram

Preseason (6-0)		
7/31 W 20-13	at Oakland	13,000
8/6 W 27-10	Houston (Tulsa, OK)	12,000
8/14 W 24-14	at Boston	11,000
8/20 W 38-14	N.Y. Titans (Abilene, TX)	8,000
8/27 W 48-0	Denver (Little Rock, AR)	5,500
9/2 W 24-3	HOUSTON	51,000
Regular Season (8-6)		
9/10 L 20-21	at L.A. Chargers (Sat) (N)	17,724
9/16 W 34-16	at Oakland (Fri) (N)	8,021
9/25 W 17-0	L.A. CHARGERS	42,000
10/2 L 35-37	N.Y. TITANS	37,500
10/9 L 19-20	OAKLAND	21,000
10/16 L 10-20	at Houston	19,026
10/30 W 17-14	at Denver	13,102
11/6 W 45-28	at Buffalo	19,610
11/13 W 34-7	DENVER	21,000
11/18 L 14-42	at Boston (Fri) (N)	14,721
11/24 L 35-41	at N.Y. Titans (Thur)(Thanks)	14,344
12/4 W 24-0	HOUSTON	20,000
12/11 W 34-0	BOSTON	12,000
12/18 W 24-7	BUFFALO	18,000

REGULAR STARTERS

OFFENSE		DEFENSE	
WR Chris Burford	LE Paul Miller	LT Walter (Buffalo) Napier	RT Ray Collins
LG Sid Fournet	RE Mel Branch	LLB Ted Greene	MLB Sherrill Headrick
C Jim Barton	RE Mel Branch	RLB Smokey Stover	TE Bob Bryant
RG Bill Krisher	LLB Ted Greene	TE Max Boydstrum	TE Max Boydstrum
RT Jerry Cornelison	MLB Sherrill Headrick	QB Cotton Davidson	QB Cotton Davidson
TE Bob Bryant	RLB Smokey Stover	LHB Abner Haynes	LHB Abner Haynes
QB Cotton Davidson	RCB Duane Wood	FB Jack Spikes	FB Jack Spikes
LHB Abner Haynes	LCB David Webster	RHB Johnny Robinson	RHB Johnny Robinson
FB Jack Spikes	LS Don Flynn	K Jack Spikes	K Jack Spikes
RHB Johnny Robinson	RS Jimmy Harris		
K Jack Spikes	P Cotton Davidson		

ALL-AFL IN BOLD*

*As selected by The Sporting News. No AFL All-Star game was played following the league's initial season in 1960.

AMERICAN FOOTBALL LEAGUE					NATIONAL FOOTBALL LEAGUE				
Western Division					Western Conference				
	W	L	T	Pct.		W	L	T	Pct.
L.A. Chargers	10	4	0	.714	Green Bay	8	4	0	.667
Dallas	8	6	0	.571	Detroit	7	5	0	.583
Oakland	6	8	0	.429	San Francisco	7	5	0	.583
Denver	4	9	1	.308	Baltimore	6	6	0	.500
					Chicago	5	6	1	.455
Eastern Division					Eastern Conference				
	W	L	T	Pct.		W	L	T	Pct.
Houston	10	4	0	.714	L.A. Rams	4	7	1	.364
N.Y. Titans	7	7	0	.500	Dallas	0	11	1	.000
Buffalo	5	8	1	.385					
Boston	5	9	0	.357	Philadelphia	10	2	0	.833
					Cleveland	8	3	1	.727
					N.Y. Giants	6	4	2	.600
AFL Championship					St. Louis	6	5	1	.545
Houston 24, L.A. Chargers 16					Pittsburgh	5	6	1	.455
NFL Championship					Washington	1	9	2	.100
Philadelphia 17, Green Bay 13									

TEAM STATISTICS

	TEXANS	OPP.
TOTAL FIRST DOWNS	272	253
Rushing/Passing/Penalty	119/136/17	76/147/30
TOTAL NET YARDS	4645	3982
Avg. Per Game	331.8	284.4
Total Plays	918	924
Avg. Per Play	5.1	4.3
NET YARDS RUSHING	1814	980
Avg. Per Game	129.6	70.0
Total Rushes	483	421
Avg. Per Play	3.8	2.3
*NET YARDS PASSING	2634	2644
Avg. Per Game	188.1	188.9
Yards Lost Att. to Pass	197	358
Gross Yards	2831	3002
Attempts/Completions	435/209	503/261
Pct. of Completions	48.0	51.9
Had Intercepted	19	32
PUNTS/AVERAGE	61/39.3	79/36.9
PUNT RETURNS/YARDS	33/496	27/151
KICKOFF RETURNS/YARDS	41/845	55/1330
PENALTIES/YARDS	80/743	59/569
FUMBLES/LOST	30/18	34/16
TOUCHDOWNS	46	35
Rushing/Passing	24/16	14/19
Defensive/Kicking Game	5/1	1/1
SAFETIES	0	0

SCORE BY PERIODS	1	2	3	4	Total
TEXANS TOTAL	61	106	68	127	362
Opp. Total	69	68	59	57	253

*Reflects yards lost attempting to pass.

INDIVIDUAL STATISTICS

	PASSING							
	Att.	Cmp.	Yds.	Pct.	TD	Int	LG	Rating
Davidson	379	179	2474	47.2	15	16	74	64.5
Enis	54	30	357	55.6	1	2	39	66.9
Haynes	1	0	0	0.0	0	0	0	39.6
Robinson	1	0	0	0.0	0	1	0	0.0
TEXANS TOTALS	435	209	2831	48.0	16	19	74	63.2
Opp. Total	406	209	2703	51.5	11	27	46	83.8

	PASS RECEIVING				
	No.	Yds.	Avg.	LG	TD
Haynes	55	576	10.5	34	3
Burford	46	789	17.2	57	5
Robinson	41	611	14.9	74	4
Boydston	29	357	12.3	25	3
Spikes	11	158	14.4	25	0
Johnson	10	174	17.4	36	1
Bernet	4	49	12.3	15	0
Dickinson	3	38	12.7	21	0
Davidson	1	-1	-1.0	-1	0
TEXANS TOTALS	209	2831	13.5	74	16
Opp. Total	261	3002	11.5	46	19

	RUSHING				
	No.	Yds.	Avg.	LG	TD
Haynes	156	875	5.6	67	9
Robinson	98	458	4.7	49	4
Spikes	115	457	4.0	36	5
Dickinson	35	143	4.1	31	1
Johnson	23	43	1.9	8	1
*Enis	12	-12	-1.0	11	3
*Davidson	31	-122	-3.9	7	1
Others	13	-28	-2.2	—	0
TEXANS TOTALS	483	1814	3.8	67	24
Opp. Total	421	980	2.3	33	14

*Yards lost attempting to pass (sack yards) were counted as negative rushing yards during the AFL's inaugural season.

TEAM LEADERS

Scoring:	Jack Spikes	104 pts:	5 TDs, 35 PATs, 13 FGs
INTs:	David Webster	6-156 yds., 2 TDs	
Punting:	Cotton Davidson	58-2287 yds., 39.4 avg., 62 LG	
Punt Returns:	Abner Haynes	14-215 yds., 15.4 avg., 0 TDs	
Kickoff Returns:	Abner Haynes	19-434 yds., 22.8 avg., 0 TDs	

ALL-TIME ATTENDANCE



Year	HOME ATTENDANCE		
	Preseason	Regular Season	Total
1960	51,000	171,500	222,500
1961	20,500	123,000	143,500
1962	(none)	155,409	155,409
1963	12,856	150,567	163,423
1964	28,653	126,881	155,534
1965	28,289	150,449	178,738
1966	25,270	259,071	284,341
1967	33,041	315,006	348,047
1968	91,231	338,911	430,142
1969	75,300	345,519	420,819
1970	38,341	354,481	392,822
1971	111,796	351,705	463,501
1972	312,428	509,291	821,719
1973	282,747	459,519	742,266
1974	167,384	413,714	581,098
1975	148,068	424,265	572,333
1976	120,281	378,011	498,292
1977	121,931	357,393	479,324
1978	81,976	342,863	424,839
1979	76,792	451,583	528,375
1980	77,934	410,486	488,420
1981	83,649	506,634	590,283
1982	82,205	123,042	205,247
1983	66,955	379,794	446,749
1984	67,304	396,051	463,355
1985	73,780	360,158	433,938
1986	69,978	385,335	455,313
1987	83,051	282,018	365,069
1988	68,830	406,249	475,079
1989	77,925	487,056	564,981
1990	83,254	560,193	643,447
1991	113,358	598,094	711,452
1992	137,038	581,924	718,962
1993	146,580	606,222	752,802
1994	145,846	613,870*	759,716
1995	147,036	625,936*	772,972
1996	151,499	610,617*	762,116
1997	149,698	610,192**	759,890
1998	140,580	589,038**	729,618
1999	151,444	629,545**	780,989
2000	151,802	631,365	783,167
2001	153,348	617,488	770,836
2002	146,916	625,503	772,419
2003	149,464	627,840	777,304
2004	151,514	623,008	774,522
2005	150,331	623,325	773,656
2006	145,197	623,275	768,472
2007	142,500	614,217	756,717
2008	135,889	592,622	728,511
2009	131,334	540,114	671,448
2010	128,652	541,380	670,032
2011	135,374	576,659	712,033
2012	128,082	548,070	676,152
TOTALS	5,796,231	23,545,958	29,351,189

Year	ROAD ATTENDANCE		
	Preseason	Regular Season	Total
1960	49,500	110,321	159,821
1961	78,608	138,111	216,719
1962	92,085	163,727	255,812
1963	50,362	151,391	201,753
1964	65,806	175,302	241,108
1965	39,299	219,668	258,967
1966	90,175	248,153	338,328
1967	176,813	277,459	454,272
1968	122,233	282,863	405,096
1969	151,825	312,502	464,327
1970	333,210	355,837	689,047
1971	161,265	417,131	578,396
1972	98,976	424,802	523,778
1973	106,954	344,453	451,407
1974	88,716	320,672	409,388
1975	110,785	325,951	436,736
1976	79,098	326,374	405,472
1977	85,572	369,485	455,057
1978	93,496	432,554	526,050
1979	93,572	414,784	508,356
1980	68,687	397,275	465,962
1981	69,384	455,301	524,685
1982	86,511	290,793	377,310
1983	98,973	414,394	513,367
1984	52,944	483,068	536,012
1985	77,616	452,300	529,916
1986	78,250	470,670	548,920
1987	116,326	375,074	491,400
1988	55,730	415,291	471,021
1989	119,871	448,002	567,873
1990	105,722	446,789	552,511
1991	86,391	483,397	569,788
1992	92,454	451,620	544,074
1993	98,567	511,814	610,381
1994	136,499	544,122	680,621
1995	76,971	511,326	588,297
1996	96,239	462,935	559,174
1997	119,147	532,485	651,632
1998	146,670	516,071	662,741
1999	102,937	495,686	598,623
2000	132,283	483,907	616,190
2001	114,086	503,189	617,275
2002	112,147	540,674	652,821
2003	127,591	536,032	663,623
2004	137,633	527,720	665,353
2005	128,905	557,385	686,290
2006	146,332	544,237	690,569
2007	135,025	529,454	664,479
2008	120,940	549,606	670,546
2009	109,398	509,419	618,817
2010	107,112	528,400	635,512
2011	138,245	530,547	668,792
2012	121,271	491,973	613,244
TOTALS	5,685,207	21,802,502	27,487,709

HOME PLAYOFF GAMES: 1971 - Miami (50,374);
 1991 - L.A. Raiders (75,827); 1993 - Pittsburgh (74,515);
 1995 - Indianapolis (77,594); 1997 - Denver
 (76,965); 2003 - Indianapolis (79,159); 2010 -
 Baltimore (72,190).

TOTAL HOME PLAYOFF ATTENDANCE:

506,624
 SUPER BOWL I ATTENDANCE (Jan. 15, 1967):
 61,946
 SUPER BOWL IV ATTENDANCE (Jan. 11, 1970):
 80,998

TOTAL 21-GAME PLAYOFF ATTENDANCE:
 1,441,053

*Led NFL **Led NFL in paid attendance

Note: Paid attendance became NFL standard in '98.

AWAY PLAYOFF GAMES: 1962 - Houston
 (37,981);

1966 - Buffalo (42,080); 1968 - Oakland (54,444);
 1969 - N.Y. Jets (62,977); Oakland (54,443);
 1986 - N.Y. Jets (69,307); 1990 - Miami
 (67,276);
 1991 - Buffalo (80,182); 1992 - San Diego
 (58,278);
 1993 - Houston (64,011); Buffalo (76,642);
 1994 - Miami (67,487); 2006 - Indianapolis
 (57,215).

TOTAL AWAY PLAYOFF ATTENDANCE: 791,485

ATTENDANCE RECORDS

LARGEST CROWD – REGULAR SEASON

Home – Chiefs vs. Seattle	Road – Chiefs at Cleveland
October 2, 2000 – 82,893*	October 8, 1972 – 83,819
Chiefs vs. Oakland	
November 5, 1972 – 82,094	

LARGEST CROWD – POSTSEASON

Chiefs vs. Vikings at New Orleans
January 11, 1970 – 80,998

LARGEST CROWD – PRESEASON

Chiefs vs. Dallas at Arrowhead
September 2, 1972 – 79,592

*Arrowhead Stadium Attendance: 78,502; Kauffman Stadium Attendance: 4,391

HOME/ROAD RECORDS

HOME RECORD

Year	W	L	T	Pct.	Year	W	L	T	Pct.	Year	W	L	T	Pct.
1960	5	2	0	.714	1978	3	5	0	.375	1995	8	0	0	1.000
1961	4	3	0	.571	1979	3	5	0	.375	1996	5	3	0	.625
1962	6	1	0	.857	1980	3	5	0	.375	1997	8	0	0	1.000
1963	4	3	0	.571	1981	5	3	0	.625	1998	5	3	0	.625
1964	4	3	0	.571	1982	2	2	0	.500	1999	6	2	0	.750
1965	5	2	0	.714	1983	5	3	0	.625	2000	5	3	0	.625
1966	4	2	1	.643	1984	5	3	0	.625	2001	3	5	0	.375
1967	4	3	0	.571	1985	5	3	0	.625	2002	6	2	0	.750
1968	6	1	0	.857	1986	6	2	0	.750	2003	8	0	0	1.000
1969	6	1	0	.857	1987	3	4	0	.429	2004	4	4	0	.500
1970	4	1	2	.727	1988	4	4	0	.500	2005	7	1	0	.875
1971	7	0	0	1.000	1989	5	3	0	.625	2006	6	2	0	.750
1972	3	4	0	.429	1990	6	2	0	.750	2007	2	6	0	.250
1973	5	1	1	.786	1991	6	2	0	.750	2008	1	7	0	.125
1974	1	6	0	.143	1992	7	1	0	.875	2009	1	7	0	.125
1975	3	4	0	.429	1993	7	1	0	.875	2010	7	1	0	.875
1976	1	6	0	.143	1994	5	3	0	.625	2011	3	5	0	.375
1977	1	6	0	.143						2012	1	7	0	.125

ROAD RECORD

Year	W	L	T	Pct.	Year	W	L	T	Pct.	Year	W	L	T	Pct.
1960	3	4	0	.429	1978	1	7	0	.125	1995	5	3	0	.625
1961	2	5	0	.286	1979	4	4	0	.500	1996	4	4	0	.500
1962	5	2	0	.714	1980	5	3	0	.625	1997	5	3	0	.625
1963	1	4	2	.286	1981	4	4	0	.500	1998	2	6	0	.250
1964	3	4	0	.429	1982	1	4	0	.286	1999	3	5	0	.375
1965	2	3	2	.429	1983	1	7	0	.125	2000	2	6	0	.250
1966	7	0	0	1.000	1984	3	5	0	.375	2001	3	5	0	.375
1967	5	2	0	.714	1985	1	7	0	.125	2002	2	6	0	.250
1968	6	1	0	.857	1986	4	4	0	.500	2003	5	3	0	.625
1969	5	2	0	.714	1987	1	7	0	.125	2004	3	5	0	.375
1970	3	4	0	.429	1988	0	7	1	.063	2005	3	5	0	.375
1971	3	3	1	.500	1989	3	4	1	.438	2006	3	5	0	.375
1972	5	2	0	.714	1990	5	3	0	.625	2007	2	6	0	.250
1973	2	4	1	.357	1991	4	4	0	.500	2008	1	7	0	.125
1974	4	3	0	.571	1992	3	5	0	.375	2009	3	5	0	.375
1975	2	5	0	.286	1993	4	4	0	.500	2010	3	5	0	.375
1976	4	3	0	.571	1994	4	4	0	.500	2011	4	4	0	.500
1977	1	6	0	.143						2012	1	7	0	.125

53-YEAR TOTALS

	W	L	T	Pct.		W	L	T	Pct.
Home Games	239	158	4	.601	Playoff Games — Home	2	5	0	.286
Road Games	165	230	8	.419	Playoff Games — Road	5	8	0	.385
Regular Season Totals	403	381	12	.514	Super Bowls	1	1	0	.500
Regular and Postseason Totals	411	395	12	.510	Postseason Totals	8	14	0	.364

CHIEFS VS. AFC WEST

Year	Den	Oak/L.A.	S.D.	Sea	Home	Road	Total
1970	1-1	0-1-1	1-1	—	2-0-1	0-3	2-3-1
1971	2-0	1-0-1	1-1	—	3-0	1-1-1	4-1-1
1972	2-0	1-1	1-1	—	2-1	2-1	4-2
1973	1-1	1-1	2-0	—	3-0	1-2	4-2
1974	1-1	0-2	1-1	—	0-3	2-1	2-4
1975	1-1	1-1	1-1	—	1-2	1-2	3-3
1976	0-2	0-2	1-1	—	0-3	*2-2	*2-5
1977	0-2	0-2	1-1	0-1	0-4	1-2	1-6
1978	0-2	0-2	1-1	0-2	1-3	0-4	1-7
1979	0-2	2-0	0-2	2-0	2-2	2-2	4-4
1980	2-0	1-1	0-2	1-1	1-3	3-1	4-4
1981	1-1	2-0	0-2	2-0	3-1	2-2	5-3
1982	1-0	0-1	1-0	0-0	1-1	1-0	2-1
1983	1-1	0-2	0-2	1-1	2-2	0-4	2-6
1984	1-1	0-2	2-0	1-1	3-1	1-3	4-4
1985	0-2	1-1	1-1	1-1	3-1	0-4	3-5
1986	1-1	1-1	2-0	1-1	3-1	2-2	5-3
1987	0-2	1-1	1-1	1-1	3-1	0-4	3-5
1988	1-1	0-2	0-2	1-1	2-2	0-4	2-6
1989	0-2	1-1	0-2	2-0	2-2	1-3	3-5
1990	1-1	2-0	2-0	0-2	3-1	2-2	5-3
1991	0-2	2-0	2-0	2-0	3-1	3-1	6-2
1992	1-1	1-1	2-0	2-0	4-0	2-2	6-2
1993	1-1	2-0	2-0	2-0	4-0	3-1	7-1
1994	1-1	2-0	0-2	1-1	2-2	2-2	4-4
1995	2-0	2-0	2-0	2-0	4-0	4-0	8-0
1996	1-1	1-1	0-2	2-0	3-1	1-3	4-4
1997	1-1	2-0	2-0	2-0	4-0	3-1	7-1
1998	0-2	2-0	1-1	1-1	3-1	1-3	4-4
1999	2-0	1-1	1-1	0-2	2-2	2-2	4-4
2000	2-0	0-2	1-1	2-0	3-1	2-2	5-3
2001	1-1	0-2	2-0	1-1	3-1	1-3	4-4
2002	0-2	1-1	1-1	—	2-1	0-3	2-4
2003	1-1	2-0	2-0	—	3-0	2-1	5-1
2004	1-1	2-0	0-2	—	2-1	1-2	3-3
2005	1-1	2-0	1-1	—	3-0	1-2	4-2
2006	1-1	2-0	1-1	—	3-0	1-2	4-2
2007	0-2	1-1	1-1	—	0-3	2-1	2-4
2008	1-1	1-1	0-2	—	1-2	1-2	2-4
2009	1-1	1-1	0-2	—	0-3	2-1	2-4
2010	1-1	0-2	1-1	—	2-1	0-3	2-4
2011	1-1	1-1	1-1	—	1-2	2-1	3-3
2012	0-2	0-2	0-2	—	0-3	0-3	0-6

*Includes a win over Tampa Bay, who was an AFC West member in '76.

NOTE: Chart begins in 1970 when AFC West was formed with AFL-NFL merger. Includes only regular season contests.

CHIEFS VS. NFC

OVERALL RECORD					HOME RECORD					ROAD RECORD				
Year	W	L	T	Pct.	Year	W	L	T	Pct.	Year	W	L	T	Pct.
1970	0	2	1	.167	1970	0	1	1	.250	1970	0	1	0	.000
1971	2	1	0	.667	1971	1	0	0	1.000	1971	1	1	0	.500
1972	2	1	0	.667	1972	0	1	0	.000	1972	2	0	0	1.000
1973	1	1	1	.500	1973	1	1	0	.500	1973	0	0	1	.500
1974	1	2	0	.333	1974	0	2	0	.000	1974	1	0	0	1.000
1975	2	1	0	.667	1975	1	1	0	.500	1975	1	0	0	1.000
1976	1	1	0	.500	1976	0	1	0	.000	1976	1	0	0	1.000
1977	1	1	0	.500	1977	1	0	0	1.000	1977	0	1	0	.000
1978	0	2	0	.000	1978	0	1	0	.000	1978	0	1	0	.000
1979	0	2	0	.000	1979	0	1	0	.000	1979	0	1	0	.000
1980	2	0	0	1.000	1980	1	0	0	1.000	1980	1	0	0	1.000
1981	2	2	0	.500	1981	1	1	0	.500	1981	1	1	0	.500
1982	0	3	0	.000	1982	0	1	0	.000	1982	0	2	0	.000
1983	2	2	0	.500	1983	2	0	0	1.000	1983	0	2	0	.000
1984	1	1	0	.500	1984	1	0	0	1.000	1984	0	1	0	.000
1985	2	2	0	.500	1985	1	1	0	.500	1985	1	1	0	.500
1986	1	1	0	.500	1986	1	0	0	1.000	1986	0	1	0	.000
1987	1	2	0	.333	1987	0	1	0	.000	1987	1	1	0	.500
1988	0	2	0	.000	1988	0	1	0	.000	1988	0	1	0	.000
1989	2	0	0	1.000	1989	1	0	0	1.000	1989	1	0	0	1.000
1990	4	0	0	1.000	1990	2	0	0	1.000	1990	2	0	0	1.000
1991	2	2	0	.500	1991	1	1	0	.500	1991	1	1	0	.500
1992	2	2	0	.500	1992	2	0	0	1.000	1992	0	2	0	.000
1993	2	2	0	.500	1993	1	1	0	.500	1993	1	1	0	.500
1994	3	1	0	.750	1994	1	1	0	.500	1994	2	0	0	1.000
1995	3	1	0	.750	1995	2	0	0	1.000	1995	1	1	0	.500
1996	4	0	0	1.000	1996	2	0	0	1.000	1996	2	0	0	1.000
1997	4	0	0	1.000	1997	2	0	0	1.000	1997	2	0	0	1.000
1998	3	1	0	.750	1998	2	0	0	1.000	1998	1	1	0	.500
1999	2	2	0	.500	1999	2	0	0	1.000	1999	0	2	0	.000
2000	2	2	0	.500	2000	2	0	0	1.000	2000	0	2	0	.000
2001	1	3	0	.250	2001	0	2	0	.000	2001	1	1	0	.500
2002	2	2	0	.500	2002	2	0	0	1.000	2002	0	2	0	.000
2003	3	1	0	.750	2003	2	0	0	1.000	2003	1	1	0	.500
2004	1	3	0	.250	2004	1	1	0	.500	2004	0	2	0	.000
2005	1	3	0	.250	2005	1	1	0	.500	2005	0	2	0	.000
2006	4	0	0	1.000	2006	2	0	0	1.000	2006	2	0	0	1.000
2007	1	3	0	.250	2007	1	1	0	.500	2007	0	2	0	.000
2008	0	4	0	.000	2008	0	2	0	.000	2008	0	2	0	.000
2009	1	3	0	.250	2009	0	2	0	.000	2009	1	1	0	.500
2010	4	0	0	1.000	2010	2	0	0	1.000	2010	2	0	0	1.000
2011	3	1	0	.750	2011	2	0	0	1.000	2011	1	1	0	.500
2012	2	2	0	.500	2012	1	1	0	.500	2012	1	1	0	.500
Totals	77	67	2	.534	Totals	45	27	1	.623	Totals	32	40	1	.445

CHIEFS ON MONDAY NIGHT FOOTBALL



RECORD: 22-17 (.564)



The second-ever regular season telecast of ABC's Monday Night Football featured the defending World Champion Kansas City Chiefs at Baltimore (9/28/70). While Don McCafferty's Colts eventually go on to defeat the Dallas Cowboys in Super Bowl V, the Chiefs would get a convincing 44-24 win in this prime-time showdown. Four of QB Len Dawson's pass attempts on the night went for TDs. The Chiefs forced seven Baltimore turnovers including three interceptions by S Johnny Robinson and two by CB Emmitt Thomas, allowing RB Ed Podolak to grind out the game.

9/28/70	@ BaltimoreW	44-24	12/12/94	@ MiamiL	28-45
10/18/71	PITTSBURGHW	38-16	10/9/95	SAN DIEGOW	29-23 (OT)
12/6/71	@ San FranciscoW	26-17	12/11/95	@ MiamiL	6-13
9/25/72	@ New OrleansW	20-17	10/7/96	PITTSBURGHL	7-17
10/29/73	@ BuffaloL	14-23	12/9/96	@ OaklandL	7-26
11/12/73	CHICAGOW	19-7	9/8/97	@ OaklandW	28-27
11/18/74	@ DenverW	42-34	11/3/97	PITTSBURGHW	13-10
11/10/75	@ DallasW	34-31	10/26/98	PITTSBURGHL	13-20
9/20/76	OAKLANDL	21-24	11/16/98	DENVERL	7-30
10/3/77	OAKLANDL	28-37	10/2/00	SEATTLEW	24-17
9/12/83	SAN DIEGOL	14-17	12/4/00	@ New EnglandL	24-30
9/17/90	@ DenverL	23-24	10/20/03	@ OaklandW	17-10
9/16/91	@ HoustonL	7-17	10/4/04	@ BaltimoreW	27-24
10/7/91	BUFFALOW	33-6	11/22/04	NEW ENGLANDL	19-27
10/28/91	L.A. RAIDERSW	24-21	12/13/04	@ TennesseeW	49-38
9/28/92	L.A. RAIDERSW	27-7	9/26/05	@ DenverL	10-30
9/20/93	DENVERW	15-7	9/13/10	SAN DIEGOW	21-14
11/8/93	GREEN BAYW	23-16	10/31/11	SAN DIEGOW	23-20 (OT)
10/17/94	@ DenverW	31-28	11/21/11	@ New EnglandL	3-34
				11/12/12	@ PittsburghL	13-16 (OT)

CHIEFS IN OVERTIME

Over the past 52 seasons the Chiefs/Texans have played in three playoff overtime games (2-1 record) and 33 regular season overtime affairs (13-18-2 mark). The NFL instituted a 15:00 overtime period for regular season contests in 1974.

Date	Opponent	Flip Winner	Result	Game-Winning Score	Time Elapsed
12/23/62*	@ Houston	Texans#	W 20-17	Brooker, 25-yard FG	17:54
12/25/71+	MIAMI	Chiefs	L 24-27	Yepremian, 37-yard FG	22:40
11/23/75	DETROIT	Lions	W 24-21	Stenerud, 25-yard FG	6:44
10/17/76	@ Miami	Chiefs	W 20-17	Stenerud, 34-yard FG	14:48
9/24/78	DENVER	Broncos	L 17-23	Preston, 1-yard TD run	13:28
11/12/78	@ San Diego	Chiefs	L 23-29	Jefferson, 14-yard pass from Fouts	15:00
11/8/81	CHICAGO	Bears	L 13-16	Roveto, 22-yard FG	13:07
10/23/83	@ Houston	Chiefs	W 13-10	Lowery, 41-yard FG	7:41
11/27/83	@ Seattle	Seahawks	L 48-51	Johnson, 42-yard FG	1:46
12/6/87	@ Cincinnati	Bengals	L 27-30	Breech, 32-yard FG	9:44
10/2/88	@ N.Y. Jets	Chiefs	T 17-17	- -	15:00
11/19/89	@ Cleveland	Browns	T 10-10	- -	15:00
12/8/91	SAN DIEGO	Chiefs	W 20-17	Lowery, 18-yard FG	11:26
9/20/92	@ Houston	Chiefs	L 20-23	Del Greco, 39-yard FG	1:55
1/8/94**	PITTSBURGH	Chiefs	W 27-24	Lowery, 32-yard FG	11:03
12/4/94	DENVER	Broncos	L 17-20	Elam, 34-yard FG	12:12
9/10/95	N.Y. GIANTS	Chiefs	W 20-17	Elliott, 23-yard FG	7:49
9/17/95	OAKLAND	Chiefs	W 23-17	Hasty, 64-yard INT return	4:27
10/9/95	SAN DIEGO	Chargers	W 29-23	Vanover, 86-yard punt return	7:27
9/28/97	SEATTLE	Seahawks	W 20-17	Stoyanovich, 41-yard FG	13:04
1/2/00	OAKLAND	Raiders	L 38-41	Nedney, 33-yard FG	3:13
9/10/00	@ Tennessee	Titans	L 14-17	Del Greco, 36-yard FG	3:54
12/16/01	DENVER	Broncos	W 26-23	Peterson, 32-yard FG	9:04
9/22/02	@ New England	Patriots	L 38-41	Vinatieri, 35-yard FG	4:36
10/20/02	DENVER	Broncos	L 34-37	Elam, 25-yard FG	2:57
10/12/03	@ Green Bay	Chiefs	W 40-34	Kennison, 51-yard pass from Green	6:18
9/17/06	@ Denver	Broncos	L 6-9	Elam, 39-yard FG	5:10
12/3/06	@ Cleveland	Chiefs	L 28-31	Dawson, 33-yard FG	5:38
12/30/07	@ N.Y. Jets	Jets	L 10-13	Nugent, 43-yard FG	5:13
11/2/08	Tampa Bay	Buccaneers	L 27-30	Bryant, 34-yard FG	4:36
10/11/09	DALLAS	Chiefs	L 20-26	Austin, 60-yard pass from Romo	6:38
11/22/09	PITTSBURGH	Steelers	W 27-24	Succop, 22-yard FG	6:32
10/31/10	BUFFALO	Bills	W 13-10	Succop, 35-yard FG	14:55
11/7/10	@ Oakland	Raiders	L 20-23	Janikowski, 33-yard FG	2:53
10/31/11	SAN DIEGO	Chargers	W 23-20	Succop, 30-yard FG	9:44
12/24/11	OAKLAND	Raiders	L 13-16	Janikowski, 36-yard FG	2:13
9/23/12	@ New Orleans	Chiefs	W 27-24	Succop 31-yard FG	8:33
11/12/12	@ Pittsburgh	Chiefs	L 13-16	Suisham 23-yard FG	0:55

HOME TEAM IN ALL CAPS

* 1962 AFL Championship Game

Texans captain Abner Haynes elected to "kick to the clock"

+ 1971 AFC Divisional Playoff Game (longest game in NFL history)

** 1993 AFC Wild Card Playoff Game

CHIEFS IN OTHER PRIMETIME CONTESTS

RECORD: 26-12 (.684)

THURSDAY: 5-3 (.625)

9/12/85	L.A. RAIDERS	W	36-20
10/17/96	SEATTLE	W	34-16
10/16/97	SAN DIEGO	W	31-3
10/21/99	@ Baltimore	W	35-8
10/25/01	INDIANAPOLIS	L	28-35
11/29/01	PHILADELPHIA	L	10-23
11/23/06	DENVER	W	19-10
11/1/12	@ San Diego	L	13-31

FRIDAY: 3-4 (.429)

9/16/60	@ Oakland	W	34-16
11/18/60	@ Boston	L	14-42
11/3/61	@ Boston	L	21-28
10/12/62	@ Boston	W	27-7
11/8/63	OAKLAND	L	7-22
10/23/64	@ Boston	L	7-24
10/21/05	@ Miami	W	30-20

SATURDAY: 9-1 (.900)

9/10/60	@ L.A. Chargers	L	20-21
9/8/62	BOSTON	W	42-28

9/7/63	@ Denver	W	59-7
12/14/63	BOSTON	W	35-3
9/18/65	@ N.Y. Jets	W	14-10
10/8/66	DENVER	W	37-10
9/9/67	@ Houston	W	25-20
9/28/68	@ Miami	W	48-3
10/5/68	@ Buffalo	W	18-7
12/23/06	@ Oakland	W	20-9

SUNDAY: 9-5 (.643)

10/25/92	PITTSBURGH	L	3-27
11/22/92	@ Seattle	W	24-14
12/26/93	@ Minnesota	L	10-30
9/18/94	@ Atlanta	W	30-10
11/6/94	L.A. RAIDERS	W	13-3
11/19/95	HOUSTON	W	20-13
9/6/98	OAKLAND	W	28-8
10/4/98	SEATTLE	W	17-6
10/26/03	BUFFALO	W	38-5
9/12/04	@ Denver	L	24-34
9/18/05	@ Oakland	W	23-17
11/20/05	@ Houston	W	45-17
12/17/06	@ San Diego	L	9-20
11/27/11	PITTSBURGH	L	9-13

GOVERNOR'S CUP SERIES



Dating back to the '68 preseason, the Chiefs have faced their in-state rivals from St. Louis in 44 "Governor's Cup" contests. From '68-87, Kansas City faced the St. Louis Cardinals every preseason and also met the Cardinals in regular season play four times while that franchise was stationed on Missouri's "Eastern Shore" before it moved to Arizona for the start of the '88 campaign. After the Rams moved to St. Louis in '95, the "Governor's Cup" series was renewed during the '96 preseason. Since the Rams relocation to the "Show-Me State," Kansas City owns a perfect 5-0 regular season record against their in-state, 1-70 foes.

St. Louis Cardinals (1968-87)

Overall: 16-7-2

Regular Season: 2-1-1

Preseason: 14-6-1

8/17/68	ST. LOUISW	13-10
8/28/69	@ St. LouisW	31-21
9/12/70	ST. LOUISL	24-30
11/22/70*	ST. LOUIST	6-6
9/4/71	ST. LOUIST	17-17
8/12/72	ST. LOUISW	24-14
9/7/73	@ St. LouisW	16-7
9/6/74	ST. LOUISW	21-16
12/1/74*	@ St. LouisW	17-13
8/9/75	ST. LOUISL	3-10
9/3/76	@ St. LouisL	14-31
9/10/77	ST. LOUISW	37-20
8/26/78	ST. LOUISL	7-12
8/18/79	ST. LOUISW	20-3
8/23/80	@ St. LouisW	20-10
11/23/80*	@ St. LouisW	21-13
8/22/81	ST. LOUISL	3-16
9/4/82	@ St. LouisW	10-16
8/20/83	ST. LOUISW	17-16
10/2/83	ST. LOUISW	38-14
8/10/84	@ St. LouisL	10-14
8/31/85	ST. LOUISW	17-13
8/16/86	@ St. LouisW	27-26
11/23/86*	@ St. LouisL	14-23
9/6/87**	St. LouisW	13-10

St. Louis Rams (1996-present)

Overall: 10-9

Regular Season: 5-0

Preseason: 5-9

8/17/96	ST. LOUISL	30-34
8/22/97	@ St. LouisL	13-14
10/26/97*	@ St. LouisW	28-20
8/28/98	@ St. LouisL	6-10
10/22/00*	ST. LOUISW	54-34
8/31/01	@ St. LouisL	17-21
8/30/02	ST. LOUISW	23-16
12/8/02*	ST. LOUISW	49-10
8/28/03	@ St. LouisW	22-6
8/23/04	ST. LOUISW	24-7
9/2/05	@ St. LouisL	23-27
8/26/06	ST. LOUISW	16-12
11/5/06*	@ St. LouisW	31-17
8/30/07	@ St. LouisL	3-10
8/28/08	ST. LOUISW	21-17
9/3/09	@ St. LouisL	9-17
12/19/10*	@ St. LouisW	27-13
8/26/11	ST. LOUISL	10-14
8/18/12	@ St. LouisL	17-31

*Denotes regular season game.

**At Memphis, Tennessee.

THANKSGIVING DAY GAMES



Lamar Hunt's longtime efforts to secure a Thanksgiving Day game at Arrowhead Stadium became a reality when the club defeated Denver 19-10 in Arrowhead's first-ever Thanksgiving contest (11/23/06). The holiday match-up between two longtime AFC West rivals marked the NFL Network's first live regular season game broadcast and drew a paid attendance of 79,484, the fifth-largest crowd in Arrowhead history. Kansas City hosted a trio of Thanksgiving Day games at Municipal Stadium, including a 31-17 victory vs. Denver (11/27/69) that included a 53-yard return of an onside kick for a TD by LB Bobby Bell. On Thanksgiving Day at Detroit (11/28/96), Hall of Fame RB Marcus Allen became the NFL's all-time leader in rushing TDs, registering his 111th ground score on a one-yard run to bypass RB Walter Payton's previous record, a mark that was later bypassed by RB Emmitt Smith.

11/24/60	@ N.Y. TitansL	35-41
11/23/67	OAKLANDL	22-44
11/28/68	HOUSTONW	24-10
11/27/69	DENVERW	31-17
11/25/71	@ DetroitL	21-32

11/26/81	@ DetroitL	10-27
11/26/87	@ DetroitW	27-20
11/23/95	@ DallasL	12-24
11/28/96	@ DetroitW	28-24
11/23/06	DENVER (N)W	19-10

HOMES OF THE CHIEFS



ARROWHEAD STADIUM 1972-PRESENT FULLY RENOVATED-2010



Arrowhead Stadium underwent a \$375 million renovation project that was fully completed in 2010. It is part of the Harry S Truman Sports Complex, which also includes 42,000-seat Kauffman Stadium, home of the Kansas City Royals baseball club. Since its dedication on August 12, 1972, for a preseason game vs. the St. Louis Cardinals, 25,992,413 spectators have passed through Arrowhead's turnstiles. After 23 seasons of artificial turf, Arrowhead sported a grass playing surface for the first time in '94.

Location: One Arrowhead Drive - Kansas City, Missouri
Preseason Record: 50-43-1 (.537)
Regular Season Record: 180-136-1 (.569)
Postseason Record: 2-4-0 (.333)
All Games: 232-183-2 (.559)

Capacity: 76,416 approx. (Present)
 Upper Level - 34,356; Club Level - 7,715.
 Lower Level - 31,587; Suites & Boxes - 2,758.
 50,000 seats between end zones.
Luxury Suites: 126 (Includes 22 field boxes)
Renovation Data: Groundbreaking - August 2007
 Completion - September 2010
 Overall Supervision - Jackson County Sports Authority
 Architect - Populous
 General Contractor - Turner Construction Company

Renovation Costs: \$375,000,000
Original Data: Groundbreaking - July 1968
 Completion - August 1972
 Overall Supervision - Jackson County Sports Authority
 Architect - Kivett and Myers with Charles, Deaton, Design Associate
 General Contractor - Sharp, Kidde, Webb
 Grass Installation - S.W. Franks (General Contractor) July 1994
Original Costs: Dual Stadium Complex - \$53,000,000
 Original Additions Paid by Chiefs - \$9,500,000
 (Chiefs paid for 18,000 chair-back seats, computerized scoreboard, concession facilities, team facilities, business suites and office areas.)

Location: 22nd and Brooklyn - Kansas City, Missouri
Preseason Record: 11-3-1 (.767)
Regular Season Record: 44-16-3 (.722)
Postseason Record: 0-1-0 (.000)
All Games: 55-20-4 (.722)
Capacity: 49,002 (1971 - Final Season)
Construction Data: Opened - 1923
 Upper Deck Added - 1954-55

Municipal Stadium served as the Chiefs original home in Kansas City after previously housing two short-lived NFL franchises, the Kansas City Blues (1924) and the Kansas City Cowboys (1925-26). The Chiefs and the Kansas City Athletics baseball club shared the facility until the A's departed for Oakland following the '67 season. Kansas City went undefeated (7-0) at home during the '71 regular season, but the final contest (and only playoff game) in Municipal Stadium's history will live in infamy for Chiefs fans, a devastating double overtime 27-24 playoff loss to the Miami Dolphins on Christmas Day of '71, a contest which remains the NFL's longest game at 82 minutes, 40 seconds.

MUNICIPAL STADIUM 1963-1971



COTTON BOWL 1960-1962



Location: Texas State Fairgrounds - Dallas, Texas
Preseason Record: 1-0-0 (1.000)
Regular Season Record: 15-6-0 (.714)
Postseason Record: 0-0-0 (.000)
All Games: 16-6-0 (.727)
Capacity: 75,504 (1962 - Final Season)
Construction Data: Opened - 1932
 Upper Deck Added - 1948-49

The Cotton Bowl served as the home of the American Football League's Dallas Texans from 1960-62 before the franchise moved to Kansas City in '63 and became known as the Chiefs. The Texans shared the stadium with the NFL's expansion Dallas Cowboys. The facility served until '99 as a home field for SMU, the alma mater of Chiefs Founder Lamar Hunt. The Texans final contest in the Cotton Bowl was a 26-17 win over the San Diego Chargers on December 16, 1962, before a sparse crowd of 18,384 fans. The Texans would win a 20-17 double-overtime thriller the next week at Houston to capture the first of three AFL titles.

THE ARROWHEAD STADIUM STORY

The Kansas City Chiefs and St. Louis Cardinals played the inaugural game at Arrowhead Stadium on Aug. 12, 1972. Since that initial contest, much has changed at the Truman Sports Complex. On April 4, 2006 Jackson County, Missouri taxpayers approved a 3/8 cent sales tax that was expected to raise \$425 million for improvements to the Sports Complex, including \$212.5 million for Arrowhead. The State of Missouri also contributed \$37.5 million. In addition, the Hunt family contributed \$125 million to the project which officially commenced with a groundbreaking ceremony on Aug. 22, 2007. These improvements will maintain Arrowhead's longstanding status as one of the nation's top venues for fans to experience the excitement of NFL and collegiate football.

Fans can enjoy numerous new areas including Founder's Plaza, the Ford Fan Zone, the Chiefs Sports Lab powered by Blue KC, the Chiefs Hall of Honor presented by Time Warner Cable, the Founder's Club, the Scout Investments Club Level and a new team store. Other improvements include an upgraded sound and scoreboard system, a 360-degree video ribbon board, concourses that are doubled in size and an upgraded variety of food and beverage options.

While other venues of a similar vintage have long since been termed obsolete, thanks to the foresight and vision of the leadership of Jackson County, the Hunt family, the Chiefs and the taxpayers who made it a reality, Arrowhead has stood the test of time.

At the time of its dedication in 1972, the legendary founder of the Chicago Bears, George Halas, called Arrowhead "the most revolutionary, futuristic, sports complex I have ever seen." Hal Lebovitz, Sports Editor of the *Cleveland Plain Dealer* added, "It took courage to sell the citizens of Kansas City on the twin park plan. But they bought it because they want the best."

In the late 1960s, after design and seating capacity concerns caused plans for a single, multi-purpose dome stadium to be scrapped, Kansas City opted to construct two separate stadiums, one for football and one for baseball. Voters approved the Sports Complex bond issue in 1967, which included plans for a revolutionary concept - the world's first rolling stadium roof (pictured below). Construction cost overruns and project delays caused by a lengthy strike eventually forced the roof concept to be put on hold, but Arrowhead was completed in time for the 1972 season.

In 1984, the Jackson County Sports Authority again investigated the feasibility of a dome - this time made of fabric - but that concept too was shelved as being unnecessary and financially impractical.

A decade later, in 1994, under Arrowhead's continued open-air arrangement, a natural playing surface was installed in the facility for the first time, just one of numerous improvements which were made prior to the current renovation. In 1999, all 33,975 seats in the upper level of the stadium were replaced, while all 35,277 lower level seats and all 10,199 club level seats were replaced for the 2000 season.

Undoubtedly one of the finest facilities in the NFL, Arrowhead and the fans who consistently fill it have helped produce a homefield advantage for the Chiefs. It's been 40 years since the first plans were being devised



Original plans for the Truman Sports Complex called for a rolling roof which could cover Arrowhead or its baseball counterpart, Kauffman Stadium - a revolutionary concept at the time.



CHIEFS TOP HOME CROWDS

(Regular Season and Playoffs)

Date	Opponent	ATTEND.
October 2, 2000	Seattle	82,893*
November 5, 1972	Oakland	82,094
September 11, 1994	San Francisco	79,907
September 17, 1972	Miami	79,829
November 23, 2006	Denver	79,484
September 22, 1996	Denver	79,439
October 26, 1998	Pittsburgh	79,431
October 9, 1995	San Diego	79,288
September 8, 1996	Oakland	79,281
November 10, 1996	Green Bay	79,281
October 7, 1996	Pittsburgh	79,189
January 11, 2004	Indianapolis	79,159

All at Arrowhead

*Arrowhead attendance: 78,502;
Kauffman Stadium attendance: 4,391

for Kansas City's two stadium setup, which is now the norm for professional football and baseball venues across the country.

During the 30th Anniversary season of Arrowhead in 2001, Chiefs Founder Lamar Hunt expressed the organization's thanks to Colorado-based architect, the late Charles Deaton, who conceived the two-stadium concept. Hunt praised the governmental bodies who took the initiative, and the workers who built Arrowhead, as well as the support of the Jackson County taxpayers who financed this futuristic venture. Hunt also wished to extend on behalf of the entire Chiefs organization a hearty salute to all who have unquestionably made Arrowhead Stadium - The Home of the ... CHIEFS!

ARROWHEAD'S FOOTBALL TRADITION



Arrowhead Stadium has been a destination for football aficionados since it opened in 1972. In addition to serving as the "Home of the Chiefs," Arrowhead has hosted or is scheduled to host a number different college football contests. The first college game played at the facility was a SWAC contest on October 14, 1972 in which Grambling defeated Mississippi Valley State in front of a crowd of 9,833. The Dr Pepper Big 12 Championship, an annual Missouri vs. Kansas "Border Showdown" and "The Fall Classic" between Division II powers Northwest Missouri State and Pittsburg State have all been past regular events at Arrowhead. The facility also served as the site of the '74 AFC-NFC Pro Bowl.

1974 AFC-NFC PRO BOWL

	NFC	0	10	0	3	—	13	
	AFC	3	3	3	6	—	15	

January 20, 1974 • 66,918



In conditions that were described as cold, but humid, coaches Tom Landry of Dallas (NFC) and John Madden of Oakland (AFC) watched their teams combine for 15 fumbles and four interceptions in the 1974 Pro Bowl at Arrowhead Stadium.

K Garo Yepremian of the Dolphins kicked a Pro Bowl-record five field goals, accounting for all 15 of the AFC's points en route to earning MVP honors. Yepremian's fourth field goal gave the AFC a 12-10 fourth-quarter lead, but RB O.J. Simpson's fumble minutes later would set up a 21-yard field goal for a 13-12 NFC lead with less than two minutes to play. Miami QB Bob Griese answered by driving the AFC into position for the winning score. Yepremian would split the uprights with just 0:21 remaining to give the AFC a 15-13 win.



THE DR PEPPER BIG 12 CHAMPIONSHIP

Since 2000, Arrowhead Stadium has played host to the Dr Pepper Big 12 Football Championship Game five times. Oklahoma has claimed four of the five contests played in Kansas City, including a 62-21 win over Missouri in the most recent affair on 12/6/08.

2000		#1 Oklahoma - 27 #8 Kansas State - 24 December 2, 2000 • 76,665	QB Josh Heupel throws for two TDs as Oklahoma advances to win the national championship game.
2003		#15 Kansas State - 35 #1 Oklahoma - 7 December 6, 2003 • 79,491	Olathe, Kansas native RB Darren Sproles racks up 323 yards from scrimmage as Kansas State claims its first Big XII Championship.
2004		#2 Oklahoma - 42 Colorado - 3 December 4, 2004 • 62,130	RB Adrian Peterson scores three rushing TDs as Oklahoma advances to the national championship game vs. USC.
2006		#8 Oklahoma - 21 #19 Nebraska - 7 December 2, 2006 • 80,031	WR Malcolm Kelly (10 catches for 142 yards) catches two TD passes as Sooners advance to the 2007 Fiesta Bowl.
2008		#4 Oklahoma - 62 #19 Missouri - 21 December 6, 2008 • 71,004	Oklahoma becomes the first team to score at least 60 points in five straight games since Tulsa in '19.

COLLEGE FOOTBALL AT ARROWHEAD




THE BORDER SHOWDOWN

Missouri vs. Kansas

The Missouri-Kansas football series is the second-most played rivalry in college football history. This football rivalry originated in Kansas City on October 31, 1891 with a 22-10 Kansas win. Missouri leads the all-time series 57-54-9. A total of 26 contests in this 120-year rivalry have been played in Kansas City, including 19 of the first 20 games. In 2007, the clash once again called Kansas City home as Arrowhead Stadium played host to the storied traditions of MU and KU.

2007 #4 Missouri - 36
#2 Kansas - 28
 11/24/07 • 80,537

2008 Kansas - 40
#12 Missouri - 37
 11/29/08 • 79,123

2009 Missouri - 41
Kansas - 39
 11/28/09 • 70,072

2010 Missouri - 35
Kansas - 7
 11/27/10 • 55,788

2011 Missouri - 24
Kansas - 10
 11/26/11 • 47,059

THE FALL CLASSIC

Pittsburg State vs. Northwest Missouri State

Tabbed "The Clash of Champions," The Fall Classic at Arrowhead Stadium pairs perennial NCAA Division II powerhouses Pittsburg State and NW Missouri State in a Mid-America Intercollegiate Athletics Association regular season contest. The 2002 contest drew 26,695 fans, an unofficial NCAA Division II single-game attendance record.



Date	Results	Att.	Of Note
10/17/02	NWMS 29 - PSU 7	26,695	Game sets unofficial NCAA Div. II attendance record.
11/15/03	NWMS 20 - PSU 19	20,324	NWMS blocks FG with 0:55 left to preserve win.
11/6/04	PSU 21 - NWMS 17	25,300	Teams enter game as the top two in Div. II rankings.
10/29/05	PSU 56 - NWMS 35	21,044	NWMS later plays in Div. II Championship Game.
11/4/06	NWMS 41 - PSU 14	22,561	NWMS advances to 2nd-straight Div. II Champ. Game.
10/6/07	NWMS 37 - PSU 34 OT	19,103	One-yard TD run in OT gives the Bearcats the win.
11/22/08	NWMS 35 - PSU 10	21,316	Schools meet again in NCAA Division II Playoffs.
9/12/09	NWMS 30 - PSU 10	20,813	NWMS goes on to win NCAA Division II Championship.
11/13/10	NWMS 22 - PSU 16	16,504	NWMS advanced to NCAA Division II Semifinals.
10/1/11	PSU 38 - NWMS 35	15,106	PSU goes on to win NCAA Division II Championship.
10/13/12	NWMS 31 - PSU 21	15,349	NWMS advanced to round two of NCAA Division II tournament.

KANSAS STATE VS. IOWA STATE

Kansas State University and Iowa State University reached an agreement to play regular season Big 12 Conference contests between the two schools at Arrowhead Stadium in 2009 and 2010. In the initial game of the series at Arrowhead, Kansas State blocked an Iowa State extra point attempt with 0:32 left on the clock to seal the Wildcats 24-23 victory. The 2010 contest resulted in a seven-point Kansas State victory as RB Daniel Thomas registered 34 carries for 189 yards and two TDs.

2009 Kansas State - 24
Iowa State - 23
 10/3/09 • 40,851

2010 Kansas State - 27
Iowa State - 20
 9/18/10 • 38,468

OTHER COLLEGE FOOTBALL GAMES AT ARROWHEAD

Date	Results	Att.	Of Note
10/14/72	Grambling 27 - Miss. Valley St. 21	9,833	First college football game ever held at Arrowhead.
10/3/98	Nebraska 24 - Oklahoma St. 17	79,555	Western Star Classic is first Div. I game at Arrowhead.
8/26/00	Kansas State 27 - Iowa 7	77,148	K-State wins The Eddie Robinson Football Classic.
8/24/02	Florida State 38 - Iowa State 31	55,132	FSU wins The Eddie Robinson Football Classic.
8/23/03	Kansas State 42 - California 28	50,823	K-State victorious in Black Coaches Assoc. Game.
9/3/05	Missouri 44 - Arkansas State 17	32,906	QB Brad Smith gains 412 yards and four TDs.
10/15/05	Oklahoma 19 - Kansas 3	54,109	Oklahoma defense limits Kansas to 97 total yards.

MAJOR ARROWHEAD EVENTS



NON-FOOTBALL, NON-WIZARDS (PRE-2007) EVENTS (1972-Present)

Concerts/Music Events

1973
 Elton John
1974
 Black Oak Arkansas
1975
 Deep Purple
 Black Oak Arkansas
 Rolling Stones
 Beach Boys & Ozark Mountain
 Daredevils
1976
 Beach Boys & Doobie Brothers
 ZZ Top
 Jethro Tull
 Earth, Wind & Fire
 Johnny Cash
 Music Sound Funk Festival
 Country Festival
1977
 Peter Frampton
1978
 Summer Rock I
 Willie Nelson
 Summer Rock 2
1979
 Ted Nugent
1980
 Super Bowl of Rock & Roll
 Doobie Brothers Concert
1982
 Summer Jam I
 Summer Jam II
1984
 Michael Jackson
1988
 Pink Floyd
 Monsters of Rock
 Drum Corps International
1989
 The Who
 Rolling Stones
 Drum Corps International
1992
 Guns & Roses/Metallica
 U2
1993
 Paul McCartney
1994
 Pink Floyd
1997
 U2
1998
 George Strait
1999
 George Strait
2001
 George Strait
 NSYNC
 KC 150 Celebration

2011
 Kenny Chesney
 Taylor Swift
2012
 Kenny Chesney & Tim McGraw
2013
 Kenny Chesney

Conventions

1996
 Promise Keepers
1997
 Promise Keepers
2004
 Billy Graham Crusade

Soccer

1973
 High School Soccer All-Star
 Game
1990
 MLS All-Stars vs. US National
 Soccer
 MLS All-Stars vs. US National
 Soccer
1999
 Nike U.S. Women's Cup
2000
 Nike "Road to Glory" Women's
 Soccer Game
2001
 World Cup Qualifying Round –
 U.S.A. vs. Costa Rica
2004
 Lamar Hunt U.S. Open Cup
 Championship Game
 U.S. Women's Olympic Soccer
 Team vs. Mexico
2009
 El Clasico — Club Deportivo
 Guadalajara S.A. de C.V.
 (Chivas) vs. Club America
2010
 Kansas City Wizards vs.
 Manchester United

High School Sports

1972
 High School Bowl
1973
 Missouri High School Playoffs
1976
 Big Brothers High School Game
1977
 Big Brothers High School Game
1978
 Big Brothers High School Game
1979
 Big Brothers High School Game

1980
 Big Brothers High School Game

1981
 Big Brothers High School Game
1982
 Show-Me Bowl
 Big Brothers High School Game
1983
 Big Brothers High School Game
1984
 Missouri High School Playoffs
1985
 Big Brothers High School Game
1986
 Missouri High School Playoffs
1992
 Metro Dream Classic
1993
 Mo/Kan All-Star Game
2011
 Joplin vs. Ray-Pec H.S. Game

Motor Sports

1980
 Tractor Pull
 Motocross
1981
 Motocross
 Super Bowl of Motocross
 Mud-A-Thon
1982
 Mud-A-Thon
 Motocross
1983
 Motor Spectacular
 Miller Supercross Motocross
1985
 Motor Spectacular
1986
 Motor Spectacular
1987
 Motor Spectacular
1988
 Motor Spectacular
1989
 Motor Spectacular
1990
 Motor Spectacular
1991
 Motor Spectacular
1992
 Motor Spectacular
1993
 Motor Spectacular

Note: Dating back to '72,
 Arrowhead has hosted over
 100 non-football or non-Wizards
 events.

CHIEFS IN THE AMERICAN BOWL



1990 American Bowl

Rams 19, Chiefs 3

August 11, 1990 • 55,429

Olympic Stadium • Berlin, West Germany

KANSAS CITY.....	0	0	3	0	—	3
L.A. RAMS.....	7	3	0	9	—	19



RB James Saxon (21) and TE Jonathan Hayes (85) are on hand as the Berlin Wall begins crumbling down in Berlin, West Germany.

Kansas City's initial American Bowl expedition featured heavy doses of culture but little offense as the Rams prevailed by a 19-3 margin. RB Barry Word made his first appearance in a Kansas City uniform, pairing with the league's leading rusher in '89, RB Christian Okoye to form the quintessential "Martyball" backfield. However, the Chiefs only points would come on a 19-yard FG by K Bjorn Nittmo.



The Chiefs players and staff receive an indoctrination in the art of sumo wrestling at practice in Tokyo.



1994 American Bowl

Vikings 17, Chiefs 9

August 7, 1994 • 49,555

Tokyo Dome • Tokyo, Japan

KANSAS CITY.....	0	9	0	0	—	9
MINNESOTA.....	7	10	0	0	—	17



Kansas City's first appearance on Japanese soil was a rematch of Super Bowl IV, but Minnesota prevailed in this contest thanks to a pair of interceptions. Chiefs QB Matt Blundin accounted for the club's only TD when he connected with rookie WR Lake Dawson for a 40-yard score. Kansas City then attempted a two-point conversion for the first time since '69 as the NFL finally implemented the old AFL two-point rule in '94.



1996 American Bowl

Chiefs 32, Cowboys 6

August 5, 1996 • 45,128

Estadio Universitario • Monterrey, Mexico

KANSAS CITY.....	3	10	6	13	—	32
DALLAS.....	3	0	3	0	—	6



DE Neil Smith does his best matador impersonation and tries his hand at "bull-fighting" while in Monterrey, Mexico.

The Chiefs defense stifles the defending Super Bowl champions, allowing the Cowboys just five first downs. Kansas City's offense piles up 514 yards of total offense, including 173 rushing yards, while Dallas manages 214 total yards on the day as the Chiefs convert the partisan crowd of Cowboys fans into supporters of the "Jefes de Kansas City" or Kansas City Chiefs.



WR Masato "The Magnet" Itai (13) and TE Nachi Abe (47) join Chiefs President Carl Peterson in pregame ceremonies at the Tokyo Dome.



1998 American Bowl

Packers 27, Chiefs 24 OT

August 2, 1998 • 42,018


Tokyo Dome • Tokyo, Japan


GREEN BAY.....	0	14	7	3	3	—	27
KANSAS CITY.....	14	0	10	0	0	—	24





Green Bay K Ryan Longwell misses a potential game-winning 45-yard FG attempt at the end of regulation, while both Green Bay K Brett Conway and Kansas City K Pete Stoyanovich miss field goals in OT before Longwell makes the 27-yard game winner with 5:03 left in the extra session. Kansas City's roster features Japanese national players TE Nachi Abe and WR Masato "The Magnet" Itai.






CHIEFS VS. THE NFL

	ARIZONA CARDINALS 8-2-1 (.773)	Regular Season: 8-2-1 Postseason: 0-0	Home: 4-0-1 Away: 4-2-0
1970 11/22 KC T 6-6	1986 11/23 STL L 14-23	2002 12/1 KC W 49-0	
1974 12/1 STL W 17-13	1995 10/1 ARZ W 24-3	2006 10/8 ARZ W 23-20	
1980 11/23 STL W 21-13	1998 11/29 KC W 34-24	2010 11/21 KC W 31-13	
1983 10/2 KC W 38-14	2001 10/21 ARZ L 16-24	Total Points: KC 273 - ARZ 153	
Longest KC winning streak: 3 (1974-83)		Longest KC losing streak: 1 (Twice)	
Municipal Stadium: 0-0-1 (.500)		Busch Stadium: 2-1-0 (.667)	
Arrowhead Stadium: 4-0-0 (1.000)		Sun Devil Stadium: 1-1-0 (.500)	
		University of Phoenix Stadium: 1-0-0 (1.000)	
Cardinals home sites: Busch Stadium 1970-87; Sun Devil Stadium - Tempe, AZ 1988-2005; University of Phoenix Stadium 2006-present.			
Franchise in St. Louis prior to 1988 and was known as Phoenix Cardinals from 1988-92.			

	ATLANTA FALCONS 5-3-0 (.625)	Regular Season: 5-3-0 Postseason: 0-0	Home: 3-1-0 Away: 2-2-0
1972 12/17 ATL W 17-14	1994 9/18 ATL W 30-10	2008 9/21 ATL L 14-38	
1985 12/8 KC W 38-10	2000 12/24 ATL L 13-29	2012 9/9 KC L 24-40	
1991 9/1 KC W 14-3	2004 10/24 KC W 56-10	Total Points: KC 182 - ATL 114	
Longest KC winning streak: 4 (1972-94)		Longest KC losing streak: 2	
Arrowhead Stadium: 3-1-0 (.750)		Atlanta Fulton County Stadium: 1-0-0 (1.000)	
		Georgia Dome: 1-2-0 (.333)	
Falcons home sites: Atlanta Fulton County Stadium 1970-91; Georgia Dome 1992-present.			

	BALTIMORE RAVENS 3-4-0 (.625)	Regular Season: 3-3-0 Postseason: 0-1	Home: 0-3-0 Away: 3-1-0
1999 10/21 BAL W 35-8	2006 12/10 KC L 10-20	2012 10/7 KC L 6-9	
2003 9/28 BAL W 17-10	2009 9/13 BAL L 24-38	Total Points: KC 126 - BAL 139	
2004 10/4 BAL W 27-24	2010 1/9 KC L 7-30 a		
a - AFC Wild Card Game			
Longest KC winning streak: 3 (1999-04)		Longest KC losing streak: 4 (2006-present)	
Arrowhead Stadium: 0-3-0 (.000)		M&T Bank Stadium: 3-1-0 (.750)	
Ravens home sites: Baltimore Memorial Stadium 1996-97; M&T Bank Stadium 1998-present, known as Stadium at Camden Yards 1998 and PSINet Stadium 1999-02.			

	BUFFALO BILLS 18-25-1 (.420)	Regular Season: 17-23-1 Postseason: 1-2	Home: 12-11-0 Away: 6-14-1
1960 11/6 BUF W 45-28	1967 12/3 KC W 23-13	1993 11/28 KC W 23-7	
12/18 DAL W 24-7	1968 10/5 BUF W 18-7	1/23/94 BUF L 13-30 c	
1961 10/15 BUF L 24-27	1969 11/2 BUF W 29-7	1994 10/30 BUF L 10-44	
11/12 DAL L 20-30	12/7 KC W 22-19	1996 12/22 BUF L 9-20	
1962 9/30 DAL W 41-21	1971 12/19 KC W 22-9	1997 9/14 KC W 22-16	
12/2 BUF L 14-23	1973 10/29 BUF L 14-23	2000 11/19 KC L 17-21	
1963 9/22 BUF T 27-27	1976 10/3 BUF L 17-50	2002 11/17 KC W 17-16	
10/13 KC L 26-35	1978 10/1 BUF L 13-28	2003 10/26 KC W 38-5	
1964 9/13 BUF L 17-34	12/3 KC W 14-10	2005 11/13 BUF L 3-14	
10/18 KC L 22-35	1982 9/12 BUF L 9-14	2008 11/23 KC L 31-54	
1965 10/17 KC L 7-23	1983 12/4 KC L 9-14	2009 12/13 KC L 10-16	
12/12 BUF L 25-34	1986 9/28 BUF W 20-17	2010 10/31 KC W 13-10 OT	
1966 9/11 BUF W 42-20	11/30 KC L 14-17	2011 9/11 KC L 7-41	
10/2 KC L 14-29	1991 10/7 KC W 33-6	2012 9/16 BUF L 17-35	
11/167 BUF W 31-7 a	1/5/92 BUF L 14-37 b	Total Points: KC 877 - BUF 980	
a - AFL Championship Game b - AFC Divisional Playoff Game c - AFC Championship Game			
Longest KC winning streak: 6 (1966-71)		Longest KC losing streak: 5 (1963-65)	
Cotton Bowl: 2-1-0 (.667)		War Memorial Stadium: 5-4-1 (.550)	
Municipal Stadium: 3-4-0 (.429)		Ralph Wilson Stadium: 1-10-0 (.090)	
Arrowhead Stadium: 7-6-0 (.538)			
Bills home sites: War Memorial Stadium 1960-72; Ralph Wilson Stadium - Orchard Park, NY 1973-present, known as Rich Stadium 1973-98; Rogers Centre - Toronto, Canada 2008-present.			

		CAROLINA PANTHERS 3-2-0 (.600)		Regular Season: 3-2-0 Postseason: 0-0		Home: 2-1-0 Away: 1-1-0	
1997 9/21	CAR W 35-14	2004 9/19	KC L 17-28	2012 12/2	KC W 27-21	2000 12/10 KC W 15-14 2008 10/5 CAR L 0-34 Total Points: KC 94 - CAR 111	
Longest KC winning streak: 2 (1997-00)		Longest KC losing streak: 2 (2004-present)		Arrowhead Stadium: 2-1-0 (.667)		Bank of America Stadium: 1-1-0 (.500)	
Panthers home sites: Clemson Memorial Stadium - Clemson, SC 1995; Bank of America Stadium 1996-present, known as Ericsson Stadium 1996-03.							
		CHICAGO BEARS 5-6-0 (.455)		Regular Season 5-6-0 Postseason: 0-0		Home: 3-2-0 Away: 2-4-0	
1973 11/12	KC W 19-7	1990 12/29	CHI W 21-10	2003 12/28	KC W 31-3	1977 11/13 CHI L 27-28 1993 11/21 KC L 17-19 2007 9/16 CHI L 10-20	
1981 11/8	KC L 13-16 OT	1996 11/17	KC W 14-10	2011 12/4	CHI W 10-3	1987 11/1 CHI L 28-31 1999 9/12 CHI L 17-20 Total Points: KC 207 - CHI 167	
Longest KC winning streak: 1 (Five times)		Longest KC losing streak: 3 (1977-87)		Arrowhead Stadium: 3-2-0 (.600)		Soldier Field: 2-4-0 (.333)	
Bears home sites: Wrigley Field 1970; Soldier Field 1971-01, 2003-present; University of Illinois Memorial Stadium - Champaign, IL 2002.							
		CINCINNATI BENGALS 13-14-0 (.481)		Regular Season: 13-14-0 Postseason: 0-0		Home: 8-7-0 Away: 5-7-0	
1968 10/13	KC W 13-3	1978 9/3	CIN W 24-23	2003 11/16	CIN L 19-24	11/10 CIN W 16-9 1979 10/7 CIN W 10-7 2005 1/1/06 KC W 37-3	
1969 9/28	CIN L 19-24	1980 11/30	KC L 6-20	2006 9/10	KC L 10-23	10/26 KC W 42-22 1983 11/13 KC W 20-15 2007 10/14 KC W 27-20	
1970 10/18	CIN W 27-19	1984 9/9	CIN W 27-22	2008 12/28	CIN L 6-16	1972 10/15 KC L 16-23 1986 9/7 KC W 24-14 2009 12/27 CIN L 10-17	
1973 10/21	CIN L 6-14	1987 12/6	CIN L 27-30 OT	2012 11/18	KC L 6-28	1974 11/24 CIN L 6-33 1988 11/13 KC W 31-28 Total Points: KC 494 - CIN 527	
1976 11/21	KC L 24-27	1989 10/1	KC L 17-21	1977 12/4 KC L 7-27 1993 10/10 KC W 17-15			
Longest KC winning streak: 3 (1983-86)		Longest KC losing streak: 5 (1972-77)		Municipal Stadium: 2-0-0 (1.000)		Nippert Stadium: 1-1-0 (.500)	
Arrowhead Stadium: 6-7-0 (.462)		Cinergy Field: 4-3-0 (.571)		Paul Brown Stadium: 0-3-0 (.000)			
Bengals home sites: Nippert Stadium 1968-69; Cinergy Field 1970-99, known as Riverfront Stadium 1970-95; Paul Brown Stadium 2000-present.							
		CLEVELAND BROWNS 10-11-2 (.478)		Regular Season: 10-11-2 Postseason: 0-0		Home: 7-3-1 Away: 3-8-1	
1971 11/14	KC W 13-7	1980 9/21	CLE L 13-20	1995 9/24	CLE L 17-35	1972 10/8 CLE W 31-7 1984 9/30 KC W 10-6 2002 9/8 CLE W 40-39	
1973 12/2	KC T 20-20	1986 10/12	CLE L 7-20	2003 11/9	KC W 41-20	1975 12/14 CLE L 14-40 1988 9/4 KC L 3-6 2006 12/3 CLE L 28-31 OT	
1976 12/12	KC W 39-14	1989 11/19	CLE T 10-10 OT	2009 12/20	KC L 34-41	1977 10/30 CLE L 7-44 1990 9/30 KC W 34-0 2010 9/19 CLE W 16-14	
1978 10/22	KC W 17-3	1991 11/24	CLE L 15-20	2012 12/9	CLE L 7-30	1979 9/9 KC L 24-27 1994 11/20 KC W 20-13 Total Points: KC 460 - CLE 467	
Longest KC winning streak: 2 (Twice)		Longest KC losing streak: 2 (Three times)		Municipal Stadium: 1-0-0 (1.000)		Cleveland Browns Stadium: 2-2-0 (.500)	
Arrowhead Stadium: 6-3-1 (.650)		Browns home sites: Municipal Stadium 1970-95; Cleveland Browns Stadium 1999-2012; FirstEnergy Stadium 2013-present.					
		DALLAS COWBOYS 3-6-0 (.333)		Regular Season 3-6-0 Postseason: 0-0		Home: 2-2-0 Away: 1-4-0	
1970 10/25	KC L 16-27	1992 10/18	DAL L 10-17	1975 11/10 DAL W 34-31 1995 11/23 DAL L 12-24 2009 10/11 KC L 20-26 OT			
1983 11/20	DAL L 21-41	1998 12/13	KC W 20-17	1989 10/22 KC W 36-28 2005 12/11 DAL L 28-31 Total Points: KC 197 - DAL 242			
Longest KC winning streak: 1 (Three times)		Longest KC losing streak: 2 (Twice)		Municipal Stadium: 0-1-0 (.000)		Texas Stadium: 1-4-0 (.200)	
Arrowhead Stadium: 2-1-0 (.667)		Cowboys home sites: Cotton Bowl 1970; Texas Stadium - Irving, TX 1971-08; Cowboys Stadium - Arlington, TX 2009-present.					



DENVER BRONCOS
56-50-0 (.528)

Regular Season: 56-49-0
Postseason: 0-1

Home: 36-16-0
Away: 20-34-0

1960 10/30 DEN W 17-14	1978 9/24 KC L 17-23 OT	1996 9/27 KC W 17-14
11/13 DAL W 34-7	12/10 DEN L 3-24	10/27 DEN L 7-34
1961 10/8 DEN W 19-12	1979 10/14 KC L 10-24	1997 8/31 DEN L 3-19
12/10 DAL W 49-21	10/28 DEN L 3-20	11/16 KC W 24-22
1962 11/18 DEN W 24-3	1980 10/19 DEN W 23-17	1/4/98 KC L 10-14 c
12/9 DAL W 17-10	12/7 KC W 31-14	1998 11/16 KC L 7-30
1963 9/7 DEN W 59-7 a	1981 10/18 KC W 28-14	12/6 DEN L 31-35
12/8 KC W 52-21	12/6 DEN L 13-16	1999 9/19 KC W 26-10
1964 10/11 DEN L 27-33	1982 12/19 DEN W 37-16	12/5 DEN W 16-10
11/1 KC W 49-39	1983 10/30 DEN L 24-27	2000 9/24 DEN W 23-22
1965 10/10 DEN W 31-23	12/18 KC W 48-17	12/17 KC W 20-7
12/19 KC W 45-35	1984 9/23 DEN L 0-21	2001 10/7 DEN L 6-20
1966 10/8 KC W 37-10	12/2 KC W 16-13	12/16 KC W 26-23 OT
10/23 DEN W 56-10	1985 10/27 KC L 10-30	2002 10/20 KC L 34-37 OT
1967 10/29 KC W 52-9	12/14 DEN L 13-14	12/15 DEN L 24-31
12/17 DEN W 38-24	1986 11/16 DEN L 17-38	2003 10/5 KC W 24-23
1968 9/22 KC W 34-2	12/7 KC W 37-10	12/7 DEN L 27-45
12/14 DEN W 30-7	1987 10/18 KC L 17-26 b	2004 9/12 DEN L 24-34
1969 10/5 DEN W 26-13	12/19 DEN L 17-20	12/19 KC W 45-17
11/27 KC W 31-17	1988 9/18 KC W 20-13	2005 9/26 DEN L 10-30
1970 10/4 DEN L 13-26	11/6 DEN L 11-17	12/4 KC W 31-27
12/6 KC W 16-0	1989 9/10 DEN L 20-34	2006 9/17 DEN L 6-9 OT
1971 10/3 DEN W 16-3	11/12 KC L 13-16	11/23 KC W 19-10
11/21 KC W 28-10	1990 9/17 DEN L 23-24	2007 11/10 KC L 11-27
1972 10/1 DEN W 45-24	12/9 KC W 31-20	12/9 DEN L 7-41
12/3 KC W 24-21	1991 10/20 DEN L 16-19	2008 9/28 KC W 33-19
1973 10/7 KC W 16-14	11/17 KC L 20-24	12/7 DEN L 17-24
11/25 DEN L 10-14	1992 10/4 DEN L 19-20	2009 12/6 KC L 13-44
1974 10/6 KC L 14-17	12/27 KC W 42-20	1/3/10 DEN W 44-24
11/18 DEN W 42-34	1993 9/20 KC W 15-7	2010 11/14 DEN L 29-49
1975 9/21 DEN L 33-37	12/12 DEN L 21-27	12/5 KC W 10-6
10/26 KC L 26-13	1994 10/17 DEN W 31-28	2011 11/13 KC L 10-17
1976 10/24 KC L 26-35	12/4 KC L 17-20 OT	1/1/12 DEN W 7-3
12/5 DEN L 16-17	1995 10/22 DEN W 21-7	2012 11/25 KC L 9-17
1977 10/9 DEN L 7-23	12/17 KC W 20-17	12/30 DEN L 3-38
11/20 KC L 7-14		12/30 DEN L 3-38
Total Points: KC 2,423 - DEN 2,148		

a - University of Denver Stadium

b - Replacement Game

c - AFC Divisional Playoff Game

Longest KC winning streak: 11 (1964-69)
KC Season Sweeps: 15 (Last: 2000)
Cotton Bowl: 3-0-0 (1,000)
Municipal Stadium: 9-0-0 (1,000)
Arrowhead Stadium: 24-16-0 (.600)

Longest KC losing streak: 8 (1976-79)
DEN Season Sweeps: 12 (Last: 2012)
Mile High Stadium: 17-24-0 (.425)
University of Denver Stadium: 1-0-0 (1,000)
INVESCO Field: 1-9-0 (1,000)
Sports Authority Field: 1-1-0 (.500)

Broncos home sites: Mile High Stadium 1960-00, known as Bears Stadium 1960-67; University of Denver Stadium 1962-68; INVESCO Field at Mile High 2001-2010; Sports Authority Field at Mile High 2011-Present.



DETROIT LIONS
7-5-0 (.583)

Regular Season: 7-5-0
Postseason: 0-0


Home: 5-1-0
Away: 2-4-0


1971 11/25 DET L 21-32	1988 10/23 KC L 6-7	2007 12/23 DET L 20-25
1975 11/23 KC W 24-21 OT	1990 10/14 KC W 43-24	2011 9/18 DET L 3-48
1980 10/26 KC W 20-17	1996 11/28 DET W 28-24	
1981 11/26 DET L 10-27	1999 9/26 KC W 31-21	
1987 11/26 DET W 27-20	2003 12/14 KC W 45-17	
Total Points: KC 278 - DET 283		


Longest KC winning streak: 4 (1990-03)
Arrowhead Stadium: 5-1-0 (.833)


Longest KC losing streak: 2 (2007-11)
Tiger Stadium: 0-1-0 (.000)
Pontiac Silverdome: 2-1-0 (.667)
Ford Field: 0-2-0 (0.00)


Lions home sites: Tiger Stadium 1970-74; Pontiac Silverdome - Pontiac, MI 1975-01; Ford Field 2002-present.


 GREEN BAY PACKERS 7-3-1 (.682)		Regular Season: 7-2-1 Postseason: 0-1	Home: 4-2-0 Away: 3-0-1
1966 1/15/67 LA L 10-35 a	1990 9/23 GB W 17-3	2011 12/18 KC W 19-14	Total Points: KC 212 - GB 201
1973 10/14 MIL T 10-10 b	1993 11/8 KC W 23-16		
1977 11/6 KC W 20-10	1996 11/10 KC W 27-20		
1987 11/22 KC L 3-23	2003 10/12 GB W 40-34 OT		
1989 12/10 GB W 21-3	2007 11/4 KC L 22-33		
a - Super Bowl I (Memorial Coliseum - Los Angeles, CA) b - Milwaukee County Stadium (Milwaukee, WI)			
Longest KC winning streak: 5 (1989-present)		Longest KC losing streak: 1 (Twice)	
Arrowhead Stadium: 4-2-0 (.667)		Lambeau Field: 3-0-0 (1.000)	
Milwaukee County Stadium: 0-0-1 (.500)			
Packers home sites: Lambeau Field 1970-present; Milwaukee County Stadium - Milwaukee, WI 1970-94.			


 HOUSTON TEXANS 2-3-0 (.400)		Regular Season: 2-3-0 Postseason: 0-0	Home: 0-1-0 Away: 2-2-0
2003 9/21 HOU W 42-14	2005 11/20 HOU W 45-17	2010 10/17 HOU L 31-35	Total Points: KC 142 - HOU 110
2004 9/26 KC L 21-24	2007 9/9 HOU L 3-20		
Longest KC winning streak: 1 (twice)		Longest KC losing streak: 2 (2007-Present)	
Arrowhead Stadium: 0-1-0 (.000)		Reliant Stadium: 2-2-0 (.500)	
Texans home site: Reliant Stadium 2002-present.			

 INDIANAPOLIS COLTS 8-14-0 (.364)		Regular Season: 8-11-0 Postseason: 0-3	Home: 4-8-0 Away: 4-6-0	
1970 9/28 BAL W 44-24	1985 11/24 KC W 20-7	2004 10/31 KC W 45-35	Total Points: KC 442 - IND 468	
1972 12/10 KC W 24-10	1990 10/7 IND L 19-23	2006 1/6/07 IND L 8-23 b		
1975 11/30 BAL L 14-28	1995 1/7/96 KC L 7-10 a	2007 11/18 IND L 10-13		
1977 10/16 KC L 6-17	1996 12/15 KC L 19-24	2010 10/10 IND L 9-19		
1979 9/2 KC W 14-0	1999 11/7 IND L 17-25	2011 10/9 IND W 28-24		
12/9 BAL W 10-7	2000 9/3 KC L 14-27	2012 12/23 KC L 13-20		
1980 11/2 KC L 24-31	2001 10/25 KC L 28-35			
12/21 BAL W 38-28	2003 1/11/04 KC L 31-38 a			
a - AFC Divisional Playoff Game		b - AFC Wild Card Playoff Game		
Longest KC winning streak: 2 (Three times)		Longest KC losing streak: 7 (1990-03)		
Municipal Stadium: 1-0-0 (1.000)		Baltimore Memorial Stadium: 3-1-0 (.750)		
Arrowhead Stadium: 3-8-0 (.273)		RCA Dome: 0-4-0 (.000)		
Lucas Oil Stadium: 1-1-0 (.500)				
Colts home sites: Baltimore Memorial Stadium 1970-83; RCA Dome 1984-07, known as Hoosier Dome 1984-93; Lucas Oil Stadium 2008-present. Franchise in Baltimore prior to 1984.				


 JACKSONVILLE JAGUARS 3-6-0 (.333)		Regular Season: 3-6-0 Postseason: 0-0	Home: 2-2-0 Away: 1-4-0
1997 11/9 JAX L 10-24	2004 10/17 JAX L 16-22	2010 10/24 KC W 42-20	Total Points: KC 193 - JAX 207
1998 9/13 JAX L 16-21	2006 12/31 KC W 35-30		
2001 12/30 JAX W 30-26	2007 10/7 KC L 7-17		
2002 9/15 KC L 16-23	2009 11/8 JAX L 21-24		
Longest KC winning streak: 1 (Three times)		Longest KC losing streak: 2 (Three times)	
Arrowhead Stadium: 2-2-0 (.500)		Jacksonville Municipal Stadium: 1-4-0 (.200)	
Jaguars home site: Everbank Field 1995-present, known as ALLTEL Stadium 1995-06, Jacksonville Municipal Stadium 2007-09.			


 MIAMI DOLPHINS 12-16-0 (.429)		Regular Season: 12-13-0 Postseason: 0-3	Home: 6-5-0 Away: 6-11-0
1966 11/13 KC W 34-16 12/11 MIA W 19-18	1981 12/13 KC L 7-17 1983 9/25 MIA L 6-14 1985 9/22 MIA L 0-31 1987 10/11 MIA L 0-42 b 1989 12/3 KC W 26-21 12/24 MIA W 27-24	1995 12/31 MIA L 17-27 c 1997 10/5 MIA L 14-17 2002 9/29 KC W 48-30 2005 10/21 MIA W 30-20 2006 11/12 MIA L 10-13 2008 12/21 KC L 31-38 2011 11/6 KC L 3-31	1971 12/25 KC L 24-27 2 OT a 1972 9/17 KC L 10-20 1974 10/20 MIA L 3-9 1976 10/17 MIA W 20-17 OT
a - AFC Divisional Playoff Game		b - Replacement Game	c - AFC Wild Card Playoff Game
Longest KC winning streak: 6 (1966-69)		Longest KC losing streak: 5 (1993-97)	
Municipal Stadium: 3-1-0 (.750)		Orange Bowl: 4-4-0 (.500)	
Arrowhead Stadium: 3-4-0 (.429)		Dolphin Stadium: 2-7-0 (.222)	
Dolphins home sites: Orange Bowl 1966-86; Sun Life Stadium 1987-present, known as Joe Robbie Stadium 1987-96, Pro Player Stadium 1997-04, Dolphins Stadium 2005, Dolphin Stadium 2006-08 and Land Shark Stadium 2009.			

 MINNESOTA VIKINGS 7-4-0 (.636)		Regular Season: 6-4-0 Postseason: 1-0	Home: 4-1-0 Away: 2-3-0
1969 1/11/70 NO W 23-7 a 1970 9/20 MIN L 10-27 1974 12/14 KC L 15-35 1981 12/20 MIN W 10-6 1990 9/9 KC W 24-21	1993 12/26 MIN L 10-30 1996 11/3 MIN W 21-6 1999 12/12 KC W 31-28 2003 12/20 MIN L 20-45 2007 9/23 KC W 13-10	2011 10/2 KC W 22-17	Total Points: KC 199 - MIN 232
a - Super Bowl IV (Tulane Stadium - New Orleans, LA)			
Longest KC winning streak: 2 (Three times)		Longest KC losing streak: 2 (1970-74)	
Arrowhead Stadium: 4-1-0 (.800)		Metropolitan Stadium: 1-1-0 (.500)	
		H.H.H. Metrodome: 1-2-0 (.333)	
Vikings home sites: Metropolitan Stadium - Bloomington, MN 1970-81; Mall of America Field at Hubert H. Humphrey Metrodome 1982-present, known as Hubert H. Humphrey Metrodome 1982-09.			

 NEW ENGLAND PATRIOTS 16-13-3 (.547)		Regular Season: 16-13-3 Postseason: 0-0	Home: 10-3-1 Away: 6-10-2
1960 11/18 BOS L 14-42 12/11 DAL W 34-0	1966 9/25 BOS W 43-24 11/20 KC T 27-27 1967 11/12 BOS W 33-10 1968 11/17 KC W 31-17 1969 9/21 BOS W 31-0 1970 10/11 KC W 23-10 1973 9/23 NE W 10-7 1977 9/18 NE L 17-21 1981 10/4 NE L 17-33 1990 12/2 NE W 37-7 1992 12/13 KC W 27-20 1995 10/15 KC W 31-26	1998 10/11 NE L 10-40 1999 10/10 KC W 16-14 2000 12/4 NE L 24-30 2002 9/22 NE L 38-41 OT 2004 11/22 KC L 19-27 2005 11/27 KC W 26-16 2008 9/7 NE L 10-17 2011 11/21 NE L 3-34	Total Points: KC 755 - NE 653
Longest KC winning streak: 5 (1967-73)		Longest KC losing streak: 3 (2000-04)	
Cotton Bowl: 2-1-0 (.667)		Boston University Field: 1-2-0 (.333)	
Municipal Stadium: 4-1-1 (.750)		Fenway Park: 2-1-2 (.600)	
Arrowhead Stadium: 4-1-0 (.800)		B.C. Alumni Stadium: 1-0-0 (1.000)	
		Foxboro Stadium: 2-4-0 (.333)	
		Gillette Stadium: 0-3-0 (.000)	
Patriots home sites: Boston University Field 1960-62; Fenway Park 1963-68; Boston College Alumni Stadium 1969; Harvard Stadium 1970; Foxboro Stadium - Foxboro, MA 1971-01, known as Schaefer Stadium 1971-82 and Sullivan Stadium 1983-89; Gillette Stadium 2002-present. Franchise known as the Boston Patriots prior to 1971.			

	NEW ORLEANS SAINTS		Regular Season: 5-5-0			Home: 1-3-0					
	5-5-0 (.500)		Postseason: 0-0			Away: 4-2-0					
1972 9/25	NO	W	20-17	1991 9/8	KC	L	10-17	2008 11/16	KC	L	20-30
1976 9/26	KC	L	17-27	1994 9/4	NO	W	30-17	2012 9/23	NO	W	27-24 OT
1982 11/21	NO	L	17-27	1997 12/21	KC	W	25-13	Total Points: KC 233 - NO 226			
1985 9/8	NO	W	47-27	2004 11/14	NO	L	20-27				
Longest KC winning streak:			2 (1994-97)	Longest KC losing streak:			2 (Twice)				
Arrowhead Stadium:			1-3-0 (.250)	Tulane Stadium:			1-0-0 (1.000)				
				Louisiana Superdome:			2-2-0 (.500)				
				Mercedes-Benz Superdome:			1-0-0 (1.000)				
Saints home sites: Tulane Stadium 1970-74; Louisiana Superdome 1975-2011; Mercedes-Benz Superdome 2012-present. Tiger Stadium (Baton Rouge, Louisiana) 2005 and Alamodome (San Antonio, Texas) 2005.											

	NEW YORK GIANTS		Regular Season: 2-10-0			Home: 2-4-0					
	2-10-0 (.167)		Postseason: 0-0			Away: 0-6-0					
1974 11/3	KC	L	27-33	1988 12/11	NYG	L	12-28	2005 12/17	NYG	L	17-27
1978 9/7	NYG	L	10-26	1992 12/19	NYG	L	21-35	2009 10/4	KC	L	16-27
1979 10/21	KC	L	17-21	1995 9/10	KC	W	20-17 OT	Total Points: KC 215 - NYG 300			
1983 10/16	KC	W	38-17	1998 12/20	NYG	L	7-28				
1984 11/25	NYG	L	27-28	2001 9/23	KC	L	3-13				
Longest KC winning streak:			1 (Twice)	Longest KC losing streak:			4 (1998-Present)				
Arrowhead Stadium:			2-4-0 (.333)	Giants Stadium:			0-6-0 (.000)				
Giants home sites: Yankee Stadium 1970-73; Yale Bowl, New Haven, CT 1973-74; Shea Stadium 1975; Giants Stadium - East Rutherford, NJ 1976-2009; MetLife Stadium 2010-Present, known as New Meadowlands Stadium 2010.											

	NEW YORK JETS		Regular Season: 16-17-1			Home: 9-7-0						
	17-18-1 (.486)		Postseason: 1-1			Away: 8-11-1						
1960 10/2	KC	L	35-37	1967 11/5	KC	W	42-18	1988 10/2	NYJ	T	17-17 OT	
11/24	NYT	L	35-41	12/10	NYJ	W	21-7	12/4	KC	W	38-34	
1961 12/3	NYT	L	7-28	1968 9/15	KC	L	19-20	1992 11/29	NYJ	W	23-7	
12/17	KC	W	35-24	1969 11/16	NYJ	W	34-16	1998 11/1	KC	L	17-20	
1962 10/21	KC	W	20-17	12/20 NYJ W 13-6 a	2001 11/11	NYJ	L	7-27	2002 10/6	NYJ	W	29-25
11/11	NYT	W	52-31	1971 11/7	NYJ	L	10-13	2005 9/11	KC	W	27-7	
1963 12/1	NYJ	L	0-17	1974 9/15	KC	W	24-16	2007 12/30	NYJ	L	10-13 OT	
12/22	KC	W	48-0	1975 9/28	KC	L	24-30	2008 10/26	NYJ	L	24-28	
1964 11/29	NYJ	L	14-27	1982 1/2/83	KC	W	37-13	2011 12/11	NYJ	L	10-37	
12/20	KC	W	24-7	1984 10/7	KC	L	16-17	Total Points: KC 799 - NYJ 726				
1965 9/18	NYJ	W	14-10	10/21	NYJ	L	7-28					
11/7	KC	L	10-13	1986 12/28 NYJ L 15-35 b	1987 11/15	KC	L	9-16				
1966 11/27	NYJ	W	32-24	1987 11/15	KC	L	9-16					
a - AFL Divisional Playoff Game b - AFC Wild Card Playoff Game												
Longest KC winning streak:			3 (Twice)	Longest KC losing streak:			4 (1984-87)					
Cotton Bowl:			2-1-0 (.667)	Polo Grounds:			1-3-0 (.250)					
Municipal Stadium:			3-2-0 (.600)	Shea Stadium:			5-2-0 (.714)					
Arrowhead Stadium:			4-4-0 (.500)	Giants Stadium:			2-5-1 (.313)					
				MetLife Stadium:			0-1-0 (.000)					
Jets home sites: Polo Grounds 1960-63; Shea Stadium 1964-83; Giants Stadium - East Rutherford, NJ 1984-2009; MetLife Stadium 2010-Present, known as New Meadowlands Stadium 2010. Franchise known as the New York Titans prior to 1963.												



OAKLAND RAIDERS
55-51-2 (.519)

Regular Season: 53-50-2
Postseason: 2-1

Home: 28-24-1
Away: 27-27-1

1960 9/16 OAK W 34-16	12/18 OAK L 20-21	1996 9/8 KC W 19-3
10/9 KC L 19-20	10/15 OAK L 6-28	12/9 OAK L 7-26
1961 9/24 OAK W 42-35	11/5 KC L 10-20	1997 9/8 OAK W 28-27
11/26 KC W 43-11	1979 9/23 KC W 35-7	12/7 KC W 30-0
1962 9/23 OAK W 26-16	11/18 OAK W 24-21	1998 9/6 KC W 28-8
11/25 KC W 35-7	1980 9/7 KC L 14-27	12/26 OAK W 31-24
1963 11/3 OAK L 7-10	10/5 OAK W 31-17	1999 11/28 OAK W 37-34
11/8 KC L 7-22	1981 10/11 KC W 27-0	1/2/00 KC L 38-41 OT
1964 9/27 OAK W 21-9	10/25 OAK W 28-17	2000 10/15 KC L 17-20
11/8 KC W 42-7	1982 12/12 KC L 16-21	11/5 OAK L 31-49
1965 9/12 OAK L 10-37	1983 10/9 LA L 20-21	2001 9/9 KC L 24-27
10/31 KC W 14-7	11/6 KC L 20-28	12/9 OAK L 26-28
1966 9/18 OAK W 32-10	1984 9/16 KC L 20-22	2002 10/17 KC W 20-10
10/16 KC L 13-34	11/18 LA L 7-17	12/28 OAK L 0-24
1967 10/1 OAK L 21-23	1985 9/12 KC W 36-20	2003 10/20 OAK W 17-10
11/23 KC L 22-44	10/6 LA L 10-19	11/23 KC W 27-24
1968 10/20 KC W 24-10	1986 10/5 KC L 17-24	2004 12/5 OAK W 34-27
11/3 OAK L 21-38	12/14 LA W 20-17	12/25 KC W 31-30
12/22 OAK L 6-41 a	1987 10/4 LA L 17-35 c	2005 9/18 OAK W 23-17
1969 11/23 KC L 24-27	12/13 KC W 16-10	11/6 KC W 27-23
12/13 OAK L 6-10	1988 10/16 KC L 17-27	2006 11/19 KC W 17-13
1/4/70 OAK W 17-7 b	10/30 LA L 10-17	12/23 OAK W 20-9
1970 11/1 KC T 17-17	1989 9/17 KC W 24-19	2007 10/21 OAK W 12-10
12/12 OAK L 6-20	10/15 LA L 14-20	11/25 KC L 17-20
1971 10/31 OAK T 20-20	1990 11/4 KC W 9-7	2008 9/14 KC L 8-23
12/12 KC W 16-14	11/25 LA W 27-24	11/30 OAK W 20-13
1972 11/5 KC W 27-14	1991 10/28 KC W 24-21	2009 9/20 KC L 10-13
11/26 OAK L 3-26	12/22 LA W 27-21	11/15 OAK W 16-10
1973 9/30 KC W 16-3	12/28 KC W 10-6 d	2010 11/7 OAK L 20-23 OT
12/8 OAK L 7-37	1992 9/28 KC W 27-7	1/2/11 KC L 10-31
1974 9/22 OAK L 7-27	12/6 LA L 7-28	2011 10/23 OAK W 28-0
12/8 KC L 6-7	1993 10/3 KC W 24-9	12/24 KC L 13-16 OT
1975 10/12 KC W 42-10	11/14 LA W 31-20	2012 10/28 KC L 16-26
12/21 OAK L 20-28	1994 11/6 KC W 13-3	12/26 OAK L 0-15
1976 9/20 KC L 21-24	12/24 LA W 19-9	
11/14 OAK L 10-21	1995 9/17 KC W 23-17 OT	Total Points: KC 2,163 - OAK 2,090
1977 10/3 KC L 28-37	12/3 OAK W 29-23	

a - AFL Divisional Playoff Game
d - AFC Wild Card Playoff Game

b - AFL Championship Game

c - Replacement Game

Longest KC winning streak: 9 (2003-07)
KC Season Sweeps: 16 (Last: 2006)
Cotton Bowl: 2-1-0 (.667)
Municipal Stadium: 4-4-1 (.500)
Arrowhead Stadium: 22-19-0 (.550)

Longest KC losing streak: 7 (1975-78)
OAK Season Sweeps: 13 (Last: 2010)
Kezar Stadium: 1-0-0 (1.000)
Candlestick Park: 1-0-0 (1.000)
Frank Youell: 2-2-0 (.500)
L.A. Memorial Coliseum: 6-7-0 (.462)
Oakland-Alameda Coliseum: 17-18-1 (.486)

Raiders home sites: Kezar Stadium - San Francisco, CA 1960;
Candlestick Park - San Francisco, CA 1961; Frank Youell Field - Oakland, CA 1962-65;
Los Angeles Memorial Coliseum 1982-94; Oakland-Alameda Coliseum 1966-81, 1995-present,
known as Network Associates Coliseum 1998-04, McAfee Coliseum 2005-08 and O.co Coliseum 2011-Present.
Franchise in Oakland 1960-81, 1995-present; in Los Angeles 1982-94.



PHILADELPHIA EAGLES
2-4-0 (.333)

Regular Season: 2-4-0
Postseason: 0-0

Home: 1-3-0
Away: 1-1-0

1972 10/22 KC L 20-21	2001 11/29 KC L 10-23	Total Points: KC 123 - PHI 153
1992 10/11 KC W 24-17	2005 10/2 KC L 31-37	
1998 9/27 PHI W 24-21	2009 9/27 PHI L 14-34	

Longest KC winning streak: 2 (1992-98)
Arrowhead Stadium: 1-3-0 (.250)

Longest KC losing streak: 3 (2001-present)
Veterans Stadium: 1-0-0 (1.000)
Lincoln Financial Field: 0-1-0 (.000)

Eagles home sites: Franklin Field 1970; Veterans Stadium 1971-02; Lincoln Financial Field 2003-present.



PITTSBURGH STEELERS

Regular Season: 9-19-0
Postseason: 1-0

Home: 6-10-0
Away: 4-9-0

1970 11/15 PIT W 31-14	1982 12/5 PIT L 14-35	1997 11/3 KC W 13-10
1971 10/18 KC W 38-16	1984 9/2 PIT W 37-27	1998 10/26 KC L 13-20
1972 11/12 PIT L 7-16	1985 11/10 KC L 28-36	1999 12/18 KC W 35-19
1974 10/13 KC L 24-34	1986 12/21 PIT W 24-19	2001 10/14 KC L 17-20
1975 11/16 PIT L 3-28	1987 11/8 KC L 16-17	2003 9/14 KC W 41-20
1976 11/7 KC L 0-45	1988 11/27 PIT L 10-16	2006 10/15 PIT L 7-45
1978 10/29 PIT L 24-27	1989 10/29 PIT L 17-23	2009 11/22 KC W 27-24 OT
1979 11/11 KC L 3-30	1992 10/25 KC L 3-27	2011 11/27 KC L 9-13
1980 12/14 PIT L 16-21	1993 1/8/94 KC W 27-24 OT a	2012 11/12 PIT L 13-16 OT
1981 9/6 PIT W 37-33	1996 10/7 KC L 7-17	Total Points: KC 541 - PIT 692

a - AFC Wild Card Playoff Game

Longest KC winning streak: 2 (1970-71)
Municipal Stadium: 1-0-0 (1.000)
Arrowhead Stadium: 5-10-0 (.333)

Longest KC losing streak: 7 (1972-80)
Three Rivers Stadium: 4-7-0 (.364)
Heinz Field: 0-2-0 (.000)

Steelers home sites: Three Rivers Stadium 1970-00; Heinz Field 2001-present.



ST. LOUIS RAMS
6-4-0 (.600)

Regular Season: 6-4-0
Postseason: 0-0

Home: 2-3-0
Away: 4-1-0

1973 9/16 KC L 13-23	1994 9/25 KC L 0-16	2006 11/5 STL W 31-17
1982 11/28 LA L 14-20	1997 10/26 STL W 28-20	2010 12/19 STL W 27-13
1985 10/20 KC L 0-16	2000 10/22 KC W 54-34	Total Points: KC 243 - STL 189
1991 11/10 LA W 27-20	2002 12/8 KC W 49-10	

Longest KC winning streak: 5 (1997-present)
Arrowhead Stadium: 2-3-0 (.400)

Longest KC losing streak: 3 (1973-85)
Anaheim Stadium: 1-1-0 (.500)
Edward Jones Dome: 3-0-0 (1.000)

Rams home sites: Los Angeles Memorial Coliseum 1970-79; Anaheim Stadium - Anaheim, CA 1980-94; Busch Stadium 1995; Edward Jones Dome 1995-present, known as TransWorld Dome 1995-01. Franchise in Los Angeles prior to 1995.



SAN DIEGO CHARGERS
52-53-1 (.495)

Regular Season: 52-52-1
Postseason: 0-1

Home: 31-22-0
Away: 21-31-1

1960 9/10 LA L 20-21	1978 11/12 SD L 23-29 OT	1996 9/29 SD L 19-22
9/25 DAL W 17-0	11/26 KC W 23-0	11/24 KC L 14-28
1961 9/10 DAL L 10-26	1979 11/4 KC L 14-20	1997 10/16 KC W 31-3
11/19 SD L 14-24	11/25 SD L 7-28	12/14 SD W 29-7
1962 10/7 SD L 28-32	1980 9/28 KC L 7-24	1998 9/20 KC W 23-7
12/16 DAL W 26-17	11/16 SD L 7-20	11/22 SD L 37-38
1963 9/29 SD L 17-38	1981 9/20 KC L 31-42	1999 10/3 SD L 14-21
10/20 KC L 10-24	11/1 SD L 20-22	10/31 KC W 34-0
1964 11/15 KC L 14-28	1982 9/19 KC W 19-12	2000 9/17 KC W 42-10
12/13 SD W 49-6	1983 9/12 KC L 14-17	11/26 SD L 16-17
1965 9/26 SD T 10-10	12/11 SD L 38-41	2001 11/4 SD W 25-20
11/14 KC W 31-7	1984 10/14 KC W 31-13	12/23 KC W 20-17
1966 11/6 KC W 24-14	12/16 SD W 42-21	2002 10/13 SD L 34-35
12/18 SD W 27-17	1985 10/13 SD L 20-31	12/22 KC W 24-22
1967 10/15 SD L 31-45	12/22 KC W 38-34	2003 9/7 KC W 27-14
11/19 KC L 16-17	1986 10/19 KC W 42-41	11/30 SD W 28-24
1968 10/27 KC W 27-20	11/2 SD W 24-23	2004 11/28 KC L 31-34
12/8 SD W 40-3	1987 9/13 KC W 20-13	1/2/05 SD L 17-24
1969 9/14 SD W 27-9	10/25 SD L 21-42	2005 10/30 SD L 20-28
11/9 KC W 27-3	1988 9/25 KC L 23-24	12/24 KC W 20-7
1970 11/29 KC W 26-14	12/18 SD L 13-24	2006 10/22 KC W 30-27
12/20 SD L 13-31	1989 9/24 SD L 6-21	12/17 SD L 9-20
1971 9/19 SD L 14-21	12/17 KC L 13-20	2007 9/30 SD W 30-16
10/10 KC W 31-10	1990 11/18 KC W 27-10	12/2 KC L 10-24
1972 10/29 SD W 26-14	12/23 SD W 24-21	2008 11/9 SD L 19-20
11/19 KC L 17-27	1991 9/29 SD W 14-13	12/14 KC L 21-22
1973 11/4 SD W 19-0	12/8 KC W 20-17 OT	2009 10/25 KC L 7-37
12/16 KC W 33-6	1992 9/6 SD W 24-10	11/29 SD L 14-43
1974 10/27 SD W 24-14	11/8 KC W 16-14	2010 9/13 KC W 21-14
11/10 KC L 7-14	11/2/93 SD L 0-17 a	12/12 SD L 0-31
1975 10/19 SD W 12-10	1993 10/17 SD W 17-14	2011 9/25 SD L 17-20
12/7 KC L 20-28	12/19 KC W 28-24	10/31 KC W 23-20 OT
1976 9/12 KC L 16-30	1994 10/9 SD L 6-20	2012 9/30 KC L 20-37
11/28 SD W 23-20	11/13 KC L 13-14	11/1 SD L 13-31
1977 9/25 KC L 7-23	1995 10/9 KC W 29-23 OT	
10/23 SD W 21-16	11/12 SD W 22-7	
Total Points: KC 2,249 - SD 2,145		

a - AFC Wild Card Playoff Game

Longest KC winning streak: 6 (1990-92)	Longest KC losing streak: 6 (1979-81)
KC Season Sweeps: 14 (Last: 2003)	SD Season Sweeps: 15 (Last: 2012)
Cotton Bowl: 2-1-0 (.667)	L.A. Memorial Coliseum: 0-1-0 (.000)
Municipal Stadium: 6-3-0 (.667)	Balboa Stadium: 2-3-1 (.417)
Arrowhead Stadium: 23-18-0 (.561)	Qualcomm Stadium: 19-27-0 (.413)

Chargers home sites: Los Angeles Memorial Coliseum 1960; Balboa Stadium 1961-66;
Qualcomm Stadium 1967-present, known as San Diego Stadium 1967-79, Jack Murphy Stadium 1980-96.
Franchise located in Los Angeles prior to 1961.



SAN FRANCISCO 49ERS
5-6-0 (.455)

Regular Season: 5-6-0
Postseason: 0-0

Home: 4-2-0
Away: 1-4-0

1971 12/6 SF W 26-17	1991 12/14 SF L 14-28	2002 11/10 SF L 13-17
1975 10/5 KC L 3-20	1994 9/11 KC W 24-17	2006 10/1 KC W 41-0
1982 12/26 KC L 13-26	1997 11/30 KC W 44-9	2010 9/26 KC W 31-10
1985 11/17 SF L 3-31	2000 11/12 SF L 7-21	Total Points: KC 219 - SF 196

Longest KC winning streak: 2 (Twice)	Longest KC losing streak: 4 (1975-91)
Arrowhead Stadium: 4-2-0 (.667)	Monster Park: 1-4-0 (.200)

49ers home sites: Kezar Stadium 1970; Candlestick Park 1971-present,
known as, 3Com Park at Candlestick Point 1996-04, Monster Park 2005-07.



SEATTLE SEAHAWKS
32-18-0 (.640)

Regular Season: 32-18-0
Postseason: 0-0

Home: 20-5-0
Away: 12-13-0

1977 12/11 KC L 31-34	1987 9/20 SEA L 14-43	12/24 KC W 26-3
1978 11/19 KC L 10-13	12/27 KC W 41-20	1996 9/15 SEA W 35-17
12/17 SEA L 19-23	1988 9/11 SEA L 10-31	10/17 KC W 34-16
1979 9/30 SEA W 24-6	11/20 KC W 27-24	1997 9/28 KC W 20-17 OT
12/2 KC W 37-21	1989 10/8 SEA W 20-16	11/23 SEA W 19-14
1980 9/14 KC L 16-17	11/5 KC W 20-10	1998 10/4 KC W 17-6
11/9 SEA W 31-30	1990 10/21 SEA L 7-19	11/8 SEA L 12-24
1981 9/27 SEA W 20-14	11/11 KC L 16-17	1999 11/21 KC L 19-31
11/22 KC W 40-13	1991 9/22 KC W 20-13	12/26 SEA L 14-23
1983 9/4 KC W 17-13	12/1 SEA W 19-6	2000 10/2 KC W 24-17
11/27 SEA L 48-51 OT	1992 9/13 KC W 26-7	10/29 SEA W 24-19
1984 11/4 SEA L 0-45	11/22 SEA W 24-14	2001 11/25 KC W 19-7
12/9 KC W 34-7	1993 12/5 SEA W 31-16	1/6/02 SEA L 18-21
1985 9/29 KC W 28-7	1/2/94 KC W 34-24	2002 11/24 SEA L 32-39
12/1 SEA L 6-24	1994 10/23 KC W 38-23	2006 10/29 KC W 35-28
1986 9/14 SEA L 17-23	11/27 SEA L 9-10	2010 11/28 SEA W 42-24
11/9 KC W 27-7	1995 9/3 SEA W 34-10	Total Points: KC 1,185 - SEA 957

Longest KC winning streak: 7 (Twice)
KC Season Sweeps: 14 (Last: 2000)
Arrowhead Stadium: 20-5-0 (.800)

Longest KC losing streak: 3 (Twice)
SEA Season Sweeps: 11 (Last: 1996)
Kingdome Stadium: 10-11-0 (.476)
Husky Stadium: 1-1-0 (.500)
Qwest Stadium: 1-1-0 (.500)

Seahawks home sites: Kingdome 1976-99; Husky Stadium 1994, 2000-01;
 Qwest Field 2002-present, known as Seahawks Stadium 2002-03.



Regular Season: 5-6-0
Postseason: 0-0

Home: 3-2-0
Away: 2-4-0

1976 10/31 TB W 28-19	1984 10/28 KC W 24-20	2004 11/7 TB L 31-34
1978 10/8 KC L 13-30	1986 10/26 KC W 27-20	2008 11/2 KC L 27-30 OT
1979 12/16 TB L 0-3	1993 9/5 TB W 27-3	2012 10/14 TB L 10-38
1981 9/13 KC W 19-10	1999 11/14 TB L 10-17	Total Points: KC 216 - TB 224

Longest KC winning streak: 4 (1981-93)
Arrowhead Stadium: 3-2-0 (.600)

Longest KC losing streak: 4 (1999-Present)
Tampa Stadium: 2-1-0 (.667)
Raymond James Stadium: 0-3-0 (.000)

Buccaneers home sites: Houlihan's Stadium 1976-97, known as Tampa Stadium 1976-95;
 Raymond James Stadium 1998-present.



TENNESSEE TITANS
28-20-0 (.583)

Regular Season: 26-20-0
Postseason: 2-0

Home: 17-8-0
Away: 11-12-0

1960 10/16 HOU L 10-20	11/28 KC W 24-10	1989 11/26 KC W 34-0
12/4 DAL W 24-0	1969 10/12 KC W 24-0	1990 12/16 KC L 10-27
1961 10/1 DAL W 26-21	1970 11/8 KC W 24-9	1991 9/16 HOU L 7-17
10/22 HOU L 7-38	1971 9/26 HOU W 20-16	1992 9/20 HOU L 20-23 OT
1962 10/28 HOU W 31-7	1973 11/18 KC W 38-14	1993 9/12 HOU L 0-30
11/4 DAL L 6-14	1974 9/29 HOU W 17-7	1/16/94 HOU W 28-20 b
12/23 HOU W 20-17 2OT a	1975 11/2 KC L 13-17	1994 12/18 KC W 31-9
1963 10/6 KC W 28-7	1977 11/27 HOU L 20-34	1995 11/19 KC W 20-13
10/27 HOU L 7-28	1978 9/10 KC L 17-20	1996 9/1 HOU W 20-19
1964 10/4 KC W 28-7	1979 9/16 HOU L 6-20	2000 9/10 TEN L 14-17 OT
11/22 HOU W 28-19	1980 10/12 KC W 21-20	2004 12/13 TEN W 49-38
1965 10/24 HOU L 36-38	1981 11/15 KC W 23-10	2007 12/16 KC L 17-26
11/28 KC W 52-21	1983 10/23 HOU W 13-10 OT	2008 10/19 KC L 10-34
1966 10/30 KC W 48-23	1984 11/11 KC L 16-17	2010 12/26 KC W 34-14
1967 9/9 HOU W 25-20	1985 11/3 HOU L 20-23	
10/22 KC L 19-24	1986 9/21 KC W 27-13	Total Points: KC 1,044 - TEN 859
1968 9/10 HOU W 26-21	1988 10/9 HOU L 6-7	

a - AFL Championship Game (Houston, Texas)

b - AFC Divisional Playoff Game (Houston, Texas)

Longest KC winning streak: 7 (1968-74)
Cotton Bowl: 2-1-0 (.667)
Municipal Stadium: 7-1-0 (.875)
Arrowhead Stadium: 8-6-0 (.571)

Longest KC losing streak: 4 (Twice)
Jeppesen Stadium: 3-3-0 (.500)
Rice Stadium: 1-1-0 (.500)
Astrodome: 6-7-0 (.462)
LP Field: 1-1-0 (.500)

Titans home sites: Jeppesen Stadium 1960-64; Rice Stadium 1965-67; Astrodome 1968-96;

Liberty Bowl - Memphis, TN 1997; Vanderbilt Stadium - Nashville, TN 1998;

LP Field - Nashville, TN 1999-present, known as Adelphia Coliseum 1999-01 and The Coliseum 2002-05.

Franchise located in Houston prior to 1997 and known as the Oilers prior to 1999.



WASHINGTON REDSKINS
7-1-0 (.875)

Regular Season: 7-1-0
Postseason: 0-0

Home: 4-0-0
Away: 3-1-0

1971 10/24 KC W 27-20	1992 11/15 KC W 35-16	2005 10/16 KC W 28-21
1976 10/10 WAS W 33-30	1995 11/5 KC W 24-3	2009 10/18 WAS W 14-6
1983 9/18 WAS L 12-27	2001 9/30 WAS W 45-13	Total Points: KC 218 - WAS 136

Longest KC winning streak: 5 (1992-present)
Municipal Stadium: 1-0-0 (1.000)
Arrowhead Stadium: 3-0-0 (1.000)

Longest KC losing streak: 1 (1983)
RFK Stadium: 1-1-0 (.500)
FedEx Field: 2-0-0 (1.000)

Redskins home sites: RFK Memorial Stadium 1970-96; FedEx Field - Landover, MD 1997-present, known as Jack Kent Cooke Stadium 1997-99.

CHIEFS ALL-TIME POSTSEASON RECORDS BY STADIUM

Overall Postseason Record: 8-13 (.381)	BUF - War Memorial Stadium: 1-0 (1.000)
Home Record: 2-4 (.333)	BUF - Ralph Wilson Stadium: 0-2 (.000)
Cotton Bowl: 0-0 (.000)	IND - RCA Dome 0-1 (.000)
Municipal Stadium: 0-1 (.000)	MIA - Dolphins Stadium: 0-2 (.000)
Arrowhead Stadium: 2-4 (.333)	NYJ - Shea Stadium: 1-0 (.000)
Neutral: 1-1 (.500)	NYJ - Giants Stadium: 0-1 (.000)
Super Bowl I	OAK - McAfee Coliseum: 1-1 (.500)
(L.A. Memorial Coliseum): 0-1 (.000)	SD - Qualcomm Stadium: 0-1 (.000)
Super Bowl IV	TEN - Jeppesen Stadium: 1-0 (1.000)
(Tulane Stadium): 1-0 (1.000)	TEN - Astrodome: 1-0 (1.000)
Road Record: 5-8 (.385)	

**CHIEFS VS. THE NFL - ALL GAMES****Total: 538-516-15 (.510)**
Regular Season: 404-388-12 (.507)

	Preseason	Regular Season	Postseason	Total	Overall Win Pct.
Arizona	14-10-1	8-2-1	0-0	22-12-2	.639
Atlanta	4-3-0	5-3-0	0-0	9-6-0	.600
Baltimore	0-1-0	3-3-0	0-1	3-5-0	.375
Buffalo	8-4-0	17-23-1	1-2	26-29-1	.473
Carolina	1-0-0	3-2-0	0-0	4-2-0	.667
Chicago	7-2-0	5-6-0	0-0	12-8-0	.600
Cincinnati	7-0-0	13-14-0	0-0	20-14-0	.588
Cleveland	3-2-0	10-11-2	0-0	13-13-2	.500
Dallas	4-5-0	3-6-0	0-0	7-11-0	.389
Denver	7-1-0	56-49-0	0-1	63-51-0	.553
Detroit	4-6-0	7-5-0	0-0	11-11-0	.500
Green Bay	6-7-1	7-2-1	0-1	13-10-2	.560
Houston	1-2-0	2-3-0	0-0	3-5-0	.375
Indianapolis	1-3-0	8-11-0	0-3	9-17-0	.346
Jacksonville	1-3-0	3-6-0	0-0	4-9-0	.308
Miami	1-3-1	12-13-0	0-3	13-19-1	.409
Minnesota	7-8-0	6-4-0	1-0	14-12-0	.538
New England	3-3-0	16-13-3	0-0	19-16-3	.539
New Orleans	4-5-0	5-5-0	0-0	9-10-0	.474
N.Y. Giants	1-3-0	2-10-0	0-0	3-13-0	.188
N.Y. Jets	5-2-0	16-17-1	1-1	22-20-1	.523
Oakland	7-1-0	53-50-2	2-1	62-52-2	.543
Philadelphia	1-1-0	2-4-0	0-0	3-5-0	.375
Pittsburgh	1-1-0	9-19-0	1-0	11-20-0	.355
St. Louis	8-14-0	6-4-0	0-0	14-18-0	.438
San Diego	2-5-0	52-52-1	0-1	54-58-1	.482
San Francisco	2-5-0	5-6-0	0-0	7-11-0	.389
Seattle	0-5-0	32-18-0	0-0	32-23-0	.582
Tampa Bay	1-5-0	5-6-0	0-0	6-11-0	.353
Tennessee	10-3-0	26-20-0	2-0	38-23-0	.623
Washington	4-2-0	7-1-0	0-0	11-3-0	.786

PLAYOFF HISTORY



PLAYOFF CAPSULE

NFL Championships	1 (1969)
AFL Championships	3 (1962, 1966, 1969)
AFL/AFC West Championships ..	9 (1962, 1966, 1968, 1971, 1993, 1995, 1997, 2003, 2010)
Total Playoff Games.....	21
All-Time Playoff Record	8-14
Years in Playoffs.....	16
Most Consecutive Playoff Appearances	6 (1990-95)

GAME-BY-GAME PLAYOFF RESULTS

DATE	OPPONENT	GAME	RESULT
12/23/62	Houston	1962 AFL Championship	W, 20-17 (OT)
1/1/67	Buffalo	1966 AFL Championship	W, 31-7
1/15/67	Green Bay	Super Bowl I	L, 10-35
12/22/68	Oakland	1968 AFL Divisional	L, 6-41
12/20/69	N.Y. Jets	1969 AFL Divisional	W, 13-6
1/4/70	Oakland	1969 AFL Championship	W, 17-7
1/11/70	Minnesota	Super Bowl IV	W, 23-7
12/25/71	Miami	1971 AFC Divisional	L, 24-27 (2 OT)
12/28/86	N.Y. Jets	1986 AFC Wild Card	L, 15-35
1/5/91	Miami	1990 AFC Wild Card	L, 16-17
12/28/91	L.A. Raiders	1991 AFC Wild Card	W, 10-6
1/5/92	Buffalo	1991 AFC Divisional	L, 14-37
1/2/93	San Diego	1992 AFC Wild Card	L, 0-17
1/8/94	Pittsburgh	1993 AFC Wild Card	W, 27-24 (OT)
1/16/94	Houston	1993 AFC Divisional	W, 28-20
1/23/94	Buffalo	1993 AFC Championship	L, 13-30
12/31/94	Miami	1994 AFC Wild Card	L, 17-27
1/7/96	Indianapolis	1995 AFC Divisional	L, 7-10
1/4/98	Denver	1997 AFC Divisional	L, 10-14
1/11/04	Indianapolis	2003 AFC Divisional	L, 31-38
1/6/07	Indianapolis	2006 AFC Wild Card	L, 8-23
1/9/11	Baltimore	2010 AFC Wild Card	L, 7-30

*The Chiefs franchise was located in Dallas and known as the Texans from 1960-62.

RECORD vs. ALL PLAYOFF OPPONENTS

TEAM	RECORD	LAST MEETING	RESULT
Baltimore	0-1	2010 AFC Wild Card	L, 7-30
Buffalo	1-2	1993 AFC Championship	L, 13-30
Denver	0-1	1997 AFC Divisional	L, 10-14
Green Bay	0-1	Super Bowl I	L, 10-35
Houston	2-0	1993 AFC Divisional	W, 28-20
Indianapolis	0-3	2006 AFC Wild Card	L, 8-23
Miami	0-3	1994 AFC Wild Card	L, 17-27
Minnesota	1-0	Super Bowl IV	W, 23-7
N.Y. Jets	1-1	1986 AFC Wild Card	L, 15-35
*Oakland	2-1	1991 AFC Wild Card	W, 10-6
Pittsburgh	1-0	1993 AFC Wild Card	W, 27-24 (OT)
San Diego	0-1	1992 AFC Wild Card	L, 0-17

*Franchise located in Los Angeles from 1982-94.

PLAYOFF GAME SUMMARIES



1962 AFL CHAMPIONSHIP GAME

Texans 20, Oilers 17 (2 OT)

December 23, 1962 • Jeppesen Stadium • 37,981



DALLAS	3	14	0	0	0	3	—	20
HOUSTON	0	0	7	10	0	0	—	17

A contest that moved the infant American Football League into the national consciousness proved to be the first of three AFL titles for Hank Stram's charges as the Dallas Texans claimed a 20-17 double-overtime victory over the Houston Oilers. The game still ranks as the second-longest pro contest ever played, coming in at a lengthy 77:54, but is best remembered for RB Abner Haynes' choice to "kick to the clock" at the beginning of the initial overtime session.

Following second-place finishes in each of the league's first two seasons, the Texans ran away with the AFL West title in '62. Dallas (11-3) was then matched in this title bout with Houston (11-3), which had won the first two AFL titles in '60 and '61 over the Chargers.

The Texans grabbed the game's first break when LB E.J. Holub picked off QB/K George Blanda at the goal line and returned the ball 43 yards, sparking a drive that resulted in a 16-yard FG by K Tommy Brooker. Blanda would miss a 47-yard kick on the Oilers next possession and Haynes scored on a 28-yard pass from QB Len Dawson. An INT by CB Dave Grayson would set up Haynes' second TD of the half, this time on a two-yard run to give the Texans a 17-0 halftime advantage.

But the momentum quickly shifted to the Oilers in the second half. George Blanda — then a "young" 35 years old — passed 15 yards to TE Willard Dewveall for a touchdown and kicked a 31-yard field goal before RB Charley Tolar burst over from the one to tie the game at 17-17 in the fourth quarter. Houston had a shot to win the game late in regulation, but LB Sherrill Headrick blocked a 42-yard Blanda field goal to leave the score deadlocked.

The two teams then went into the first sudden death overtime in AFL annals. The Texans won the toss and Stram elected to kick off, maintaining his defense could hold the Oilers long enough for Dawson to get the ball in good field position. Herein came the famous "kick-to-the-clock" episode in which Texans captain Haynes inadvertently elected for his team to kick into the wind instead of having it as the consolation for not receiving the football.

Neither club mounted a serious challenge in the early stages of overtime, but as the fifth quarter was drawing to a close, DE Bill Hull intercepted a Blanda pass and returned it to midfield. Dawson passed to RB Jack Spikes for 10 yards. Spikes — the game's Most Valuable Player — then ran for 19 yards and the Texans were in field goal range.

At the 2:54 mark of the sixth quarter, Brooker kicked a 25-yard field goal to give the Texans a 20-17 victory and the American Football League championship. The game lasted 77 minutes and 54 seconds and would be the longest in pro football history until the Chiefs and Dolphins played over 82 minutes nearly a decade later in '71.

- TEXANS** — Brooker, 16-yard FG.
- TEXANS** — Haynes, 28-yard pass from Dawson (Brooker kick).
- TEXANS** — Haynes, 2-yard run (Brooker kick).
- OILERS** — Dewveall, 15-yard pass from Blanda (Blanda kick).
- OILERS** — Blanda, 31-yard FG.
- OILERS** — Tolar, 1-yard run (Blanda kick).
- TEXANS** — Brooker, 25-yard FG.

Team Statistics	Oilers	Texans
First Downs	21	19
Total Net Yards	359	237
Rushes/Net Yards	30/98	54/199
Net Passing	261	38
Pass Attempts/Completions	46/23	14/9
Had Intercepted	5	0
Sacked/Yards Lost	0/0	6/50
Punts/Average	3/39.3	8/31.2
Penalties/Yards	6/50	6/42
Fumbles/Lost	0/0	2/1

RUSHING

- TEXANS** — Spikes 11-77; McClinton 24-70; Haynes 14-26, TD; Dawson 5-26.
- OILERS** — Tolar 15-78, TD; Cannon 11-37; Smith 2-3.

RECEIVING

- TEXANS** — Haynes 3-45, TD; Spikes 2-24; Arbanas 2-21; McClinton 1-4; Bishop 1-(-6).
- OILERS** — Dewveall 6-59, TD; Cannon 6-54; McLeod 5-70; Hennigan 3-37; Tolar 1-8; Smith 1-6; Jamison 1-(-9).

PASSING

- TEXANS** — Dawson 9-14-88, 1 TD, 0 INTS.
- OILERS** — Blanda 23-46-261, 1 TD, 5 INTS.

INTERCEPTIONS

- TEXANS** — Robinson 2-50; Holub 1-43; Grayson 1-20; Hull 1-23.
- OILERS** — None.

FIELD GOALS

- TEXANS** — Brooker (16) 33WL (25).
- OILERS** — Blanda 47WL (31).



RB Abner Haynes opts to "kick to the clock" in a double-OT thriller at Houston.

1962 AFL CHAMPIONS



Front Row: Bobby Yarborough - Equipment Manager, James Saxton, Eddie Wilson, Bobby Ply, Len Dawson, Bobby Hunt, Frank Jackson, Abner Haynes, Wayne Rudy - Trainer.

Second Row: Head Coach Hank Stram, Jack Spikes, Curtis McClinton, Smokey Stover, Johnny Robinson, Dave Grayson, Duane Wood, E.J. Holub, Walt Corey.

Third Row: Al Reynolds, Marvin Terrell, Curt Merz, Jon Gilliam, Sonny Bishop, Carl Larpernter, Sherrill Headrick, Ed Hughes - Assistant Coach.

Fourth Row: Lamar Hunt - Founder, Tom Catlin - Assistant Coach, Bob Ghilotti - Assistant Coach, Paul Rochester, Jerry Cornelison, Jerry Mays, Jim Tyrer, Charlie Diamond, Don Klosterman - Talent Scout, Bill Walsh - Assistant Coach.

Fifth Row: Jack Steadman - General Manager, Tommy Brooker, Bill Miller, Fred Arbanas, Bill Hull, Dick Davis, Mel Branch, Chris Burford.

1966 AFL CHAMPIONS



Front Row: Pete Beathard, Bobby Ply, Wendell Tucker, Len Dawson, Fletcher Smith, Emmitt Thomas, Bobby Hunt, Mike Garrett, Willie Mitchell, Bert Coan.

Second Row: Bobby Yarborough - Equipment Manager, Dr. Albert Miller, Fred Williamson, Frank Pitts, Jerry Lamb, Gloster Richardson, Curtis McClinton, Head Coach Hank Stram, Smokey Stover, Solomon Brannon, David Bonds, Johnny Robinson, Jerrel Wilson, Chuck Mills - Assistant Coach.

Third Row: Gene Thomas, Sandy Stephens, Elijah Gipson, Kit Colvin, Bud Abell, E.J. Holub, Walt Corey, Andrew Rice, Al Reynolds, Dennis Biodrowski, Ron Calegari, Wayne Rudy - Trainer.

Fourth Row: Bob Watcher - Ticket/Stadium Manager, Bill Walsh - Assistant Coach, Curt Merz, Jon Gilliam, Wayne Frazier, Wayne Walker, Sherrill Headrick, Curt Farrier, Ed Budde, Tony DiMidio, Dave Hill, Jerry Mays, Tom Bettis - Assistant Coach, Tom Pratt - Assistant Coach.

Fifth Row: Jack Steadman - General Manager, Hatch Roshdahl, Jim Tyrer, Bobby Bell, Reg Carolan, Tommy Brooker, Ed Lothamer, Fred Arbanas, Chuck Hurston, Buck Buchanan, Aaron Brown, Chris Burford, Otis Taylor, Darrel "Pete" Brewster - Assistant Coach.



1966 AFL CHAMPIONSHIP GAME

Chiefs 31, Bills 7

January 1, 1967 • War Memorial Stadium • 42,080



KANSAS CITY	7	10	0	14	—	31
BUFFALO	7	0	0	0	—	7

With a berth in Super Bowl I as the prize, the Chiefs visited ancient War Memorial Stadium for a New Year's Day clash with the defending AFL champion Buffalo Bills. Kansas City's defense had stifled opponents all season long and didn't disappoint in this contest, forcing four turnovers, while limiting Buffalo to just nine first downs and 40 rushing yards as the Chiefs rolled to a 31-7 victory and their second AFL title.

The game, played in frigid, sub-freezing temperatures, produced its first break on the opening kickoff when P Jerrel Wilson recovered a fumble by DE Dudley Meredith on the Buffalo 31-yard line. Three plays later, QB Len Dawson found TE Fred Arbanas for a 29-yard touchdown, giving Kansas City an early 7-0 lead.

After the two teams exchanged punts, Buffalo tied the game in the opening period when All-Star QB Jack Kemp hit WR Elbert Dubenion on a 69-yard pass play to tie the score at 7-7. Few thought it would be the Bills last score of the day, but Kansas City would eventually outscore Buffalo 24-0 in the final three quarters.

While the Chiefs defense clamped down on the Bills, Dawson led the Kansas City offense to 10 second-quarter points. A 28-yard punt return by RB Mike Garrett set the Chiefs up at the Buffalo 45-yard line and six plays later the KC signal-caller found WR Otis Taylor for a 29-yard touchdown pass.

The game's decisive play then came just before halftime. Kemp had marched the Bills to the Chiefs eight-yard line, but was picked off at the goal line by S Johnny Robinson, who raced 72 yards with the interception before being brought down at the Buffalo 28-yard line. K Mike Mercer then hit a 32-yard FG with 0:03 left in the half to give the Chiefs a 17-7 lead heading into the locker room.

The third quarter proved to be a defensive tussle as the two teams each exchanged a pair of punts. Kansas City would get to the Buffalo 42-yard line late in the period, but a 49-yard kick by Mercer fell short leaving the score at 17-7 with 15 minutes remaining.

Kansas City then broke the game wide open as Garrett applied the coup de grace for the Chiefs, scoring on runs of one and 18 yards to make the count 31-7. A 47-yard Dawson pass to E Chris Burford set up Garrett's first TD which came on fourth-and-goal. Buffalo fumbled on its next offensive snap and S Bobby Hunt fell on the loose ball at the Bills 21. Three plays later Garrett started left and then reversed his field to get into the end zone for a second time.

Kemp couldn't move the Bills on their next possession and was picked off by CB Emmitt Thomas on Buffalo's final drive of the day as Kansas City won its second AFL title in four years and awaited the Green Bay Packers in Super Bowl I.

- CHIEFS** — Arbanas, 29-yard pass from Dawson (Mercer kick).
BILLS — Dubenion, 69-yard pass from Kemp (Lusteg kick).
CHIEFS — Taylor, 29-yard pass from Dawson (Mercer kick).
CHIEFS — Mercer, 32-yard FG.
CHIEFS — Garrett, 1-yard run (Mercer kick).
CHIEFS — Garrett, 18-yard run (Mercer kick).

Team Statistics	Bills	Chiefs
First Downs	9	14
Total Net Yards	255	277
Rushes/Net Yards	13/40	33/113
Net Passing	215	164
Pass Attempts/Completions	27/12	24/16
Had Intercepted	2	0
Times Sacked/Yards Lost	4/38	7/63
Punts/Average	8/39.3	6/42.3
Penalties/Yards	3/23	4/40
Fumbles/Lost	3/2	1/0

RUSHING

- CHIEFS** — Garrett 13-39, 2 TDs; McClinton 11-38; Dawson, 5-28; Coan 2-6; G. Thomas 2-2.
BILLS — Carlton 9-31; Burnett 3-6; Kemp 1-3.

RECEIVING

- CHIEFS** — Taylor 5-78, TD; Burford 4-76; Garrett 4-16; Arbanas 2-44, TD; McClinton 1-13.
BILLS — Burnett 6-127; Dubenion 2-79, TD; Bass 2-26; Crockett 1-16; Carlton 1-5.

PASSING

- CHIEFS** — Dawson 16-24-227, 2 TDs, 0 INTs.
BILLS — Kemp 12-27-253, 1 TD, 2 INTs.

INTERCEPTIONS

- CHIEFS** — Robinson 1-72; E. Thomas 1-26.
BILLS — None.

FIELD GOALS

- CHIEFS** — Mercer (32) 49S.
BILLS — None.



RB Mike Garrett's two TDs helped propel Kansas City to an AFL title and a berth in Super Bowl I.



SUPER BOWL I
Packers 35, Chiefs 10



January 15, 1967 • Los Angeles Memorial Coliseum • 63,036

KANSAS CITY	0	10	0	0	—	10
GREEN BAY	7	7	14	7	—	35

Representing themselves and the American Football League in the first championship match with the National Football League, the Chiefs played well for one half before bowing to the supremacy of the Green Bay Packers. Vince Lombardi's Packers – one of the great pro football teams of all time – won Super Bowl I by a 35-10 score. The Packers held a slim 14-10 advantage at the half before the game turned on one play in the third quarter.

Green Bay opened the scoring on its second possession when the game's Most Valuable Player, QB Bart Starr, passed 37 yards to TE Max McGee, who made a remarkable one-handed catch for a touchdown. McGee, who had caught just four passes during the regular season, became an unlikely hero for the Packers after starter Boyd Dowler was injured on the game's opening series. McGee finished the game with seven catches for 138 yards and two TDs.

Behind QB Len Dawson, the Chiefs marched into Green Bay territory on their next drive, but K Mike Mercer misfired on a 40-yard FG to leave the score 7-0 after one quarter. However, Kansas City would tie the game on its next possession after a 31-yard completion to WR Otis Taylor set up a seven-yard scoring pass to RB Curtis McClinton.

Green Bay would go right back on top when RB Jim Taylor scored from 14 yards out on the Packers' vaunted sweep. Kansas City's next drive featured a 27-yard completion to E Chris Burford and culminated with a 31-yard Mercer FG as the Chiefs narrowed Green Bay's lead to a 14-10 margin.

The Chiefs' momentum carried over to the third quarter as Kansas City moved to a first down on its initial possession. But then the game's key play – one that doomed the underdog Chiefs – unfolded when S Willie Wood intercepted a Dawson pass intended for TE Fred Arbanas at midfield. Wood returned it all the way to the Chiefs five-yard line, where RB Elijah Pitts ran for the first of his two touchdowns as Green Bay would establish a 21-10 lead.

The Packers' defense forced Kansas City to punt on its next two possessions, setting up another Starr-McGee touchdown pass. That duo would connect on completions of 11 and 16 yards on a 10-play, 56-yard drive before McGee hauled in a 13-yard score to up the Packers' advantage to 28-10.

Kansas City dodged a scoring threat when CB Willie Mitchell picked off a Starr pass at the Chiefs 11-yard line in the fourth quarter, but it would be Green Bay's only miscue of the day. The Packers' defense would stifle the AFL Champions for the remainder of the game as the Chiefs crossed midfield just once in the fourth quarter.

A 37-yard pass to McGee would set up the Packers' final score, a one-yard Pitts TD run. That score put the finishing touch on a 35-10 victory as Green Bay claimed the first of two straight Super Bowl titles, while Kansas City would have to wait until Super Bowl IV for redemption on football's biggest stage.

- PACKERS** — McGee, 37-yard pass from Starr (Chandler kick).
- CHIEFS** — McClinton, 7-yard pass from Dawson (Mercer kick).
- PACKERS** — Taylor, 14-yard run (Chandler kick).
- CHIEFS** — Mercer, 31-yard FG.
- PACKERS** — Pitts, 5-yard run (Chandler kick).
- PACKERS** — McGee, 13-yard pass from Starr (Chandler kick).
- PACKERS** — Pitts, 1-yard run (Chandler kick).

Team Statistics	Packers	Chiefs
First Downs	21	17
Total Net Yards	358	239
Rushes/Net Yards	33/130	19/72
Net Passing	228	167
Pass Attempts/Completions	24/16	32/17
Had Intercepted	1	1
Sacked/Yards Lost	3/22	6/61
Punts/Average	4/43.3	7/45.3
Penalties/Yards	4/40	4/26
Fumbles/Lost	1/0	1/0

RUSHING

- CHIEFS** — Dawson 3-24; Garrett 6-17; McClinton 6-16; Beathard 1-14; Coan 3-1.
- PACKERS** — Taylor 16-53, TD; Pitts 11-45, 2 TDs; Anderson 4-30; Grabowski 2-2.

RECEIVING

- CHIEFS** — Burford 4-67; Taylor 4-57; Garrett 3-28; McClinton 2-34, TD; Arbanas 2-30; Carolan 1-7; Coan 1-5.
- PACKERS** — McGee 7-138, 2 TDs; Dale 4-59; Fleming 2-22; Pitts 2-32.

PASSING

- CHIEFS** — Dawson 16-27-211, 1 TD, 1 INT; Beathard 1-5-17, 0 TDs, 0 INTs.
- PACKERS** — Starr 16-23-250, 2 TDs, 1 INT; Bratkowski 0-1-0, 0 TDs, 0 INTs.

INTERCEPTIONS

- CHIEFS** — Mitchell 1-0.
- PACKERS** — Wood 1-50.

FIELD GOALS

- CHIEFS** — Mercer 40WR (31).
- PACKERS** — None.



DT Buck Buchanan levels a hit on QB Bart Starr, who earned MVP honors in Super Bowl I.



1968 AFL DIVISIONAL PLAYOFF GAME

Raiders 41, Chiefs 6

December 22, 1968 • Oakland-Alameda County Coliseum • 54,444



KANSAS CITY.....	0	6	0	0	—	6
OAKLAND.....	21	7	0	13	—	41

Oakland jumped out to an early 21-0 lead and picked off QB Len Dawson four times, posting a convincing 41-6 victory in the initial postseason meeting between the Chiefs and Raiders. The two teams had both finished 12-2 and split a pair of regular season contests, setting up this playoff meeting for the right to advance to the AFL Championship Game.

The Chiefs defense had allowed a franchise-record 170 points during the regular season, but QB Daryle Lamonica and WR Fred Biletnikoff made play after play against Kansas City. Lamonica finished the day with 345 passing yards and five TD passes, the highest postseason totals ever amassed against Kansas City. Biletnikoff also had a record-setting day, registering 180 receiving yards and three scores, the best individual receiving day produced versus the Chiefs in the playoffs.

The Lamonica-Biletnikoff connection clicked early and often, accounting for three plays and 60 yards on Oakland's opening possession, including a 24-yard TD pass to put the Raiders ahead 7-0.

With the Chiefs backed up at their own two-yard line, P Jerrel Wilson's punt would go off the side of his foot, giving the Raiders the ball at the Kansas City 25-yard line. Three plays later, a 23-yard scoring grab by WR Warren Wells made the score 14-0. The two teams would exchange punts before Lamonica lofted a 44-yard aerial to Biletnikoff to make the score 21-0 at the end of the first quarter.

Kansas City's offense showed some life to open the second quarter. Dawson hit WR Otis Taylor for a 55-yard gain to put the Chiefs in scoring position, but KC could not crack the end zone on three tries from inside the five-yard line as the club would settle for a 10-yard K Jan Stenerud FG to make the count 21-3.

Two possessions later, the Chiefs got excellent field position at the Oakland 38. A 31-yard pass to WR Ron Pitts moved KC to the seven-yard line, but again the offense couldn't cross the goal line, resulting in an eight-yard Stenerud FG. The Raiders responded with a 54-yard Lamonica-to-Biletnikoff TD to close the first half, giving Oakland a commanding 28-6 lead.

The Chiefs defense forced a punt on Oakland's first drive of the second half and then held the Raiders out of the end zone on fourth-and-goal from the one on their next possession to keep the contest within reach. But Kansas City's offense couldn't put points on the board despite getting deep into Oakland territory twice as a missed 37-yard FG and an interception halted those drives.

The Raiders slammed the door shut in the fourth quarter as Wells caught his second TD of the day and K George Blanda tacked on a pair of FGs to up the Oakland lead to 41-6. Dawson was unable to rally the Chiefs as each of the club's final three possessions ended with interceptions and Oakland advanced to its second straight AFL Championship Game.

- RAIDERS** — Biletnikoff, 24-yard pass from Lamonica (Blanda kick).
- RAIDERS** — Wells, 23-yard pass from Lamonica (Blanda kick).
- RAIDERS** — Biletnikoff, 44-yard pass from Lamonica (Blanda kick).
- CHIEFS** — Stenerud, 10-yard FG.
- CHIEFS** — Stenerud, 8-yard FG.
- RAIDERS** — Biletnikoff, 54-yard pass from Lamonica (Blanda kick).
- RAIDERS** — Wells, 35-yard pass from Lamonica (Blanda kick).
- RAIDERS** — Blanda, 41-yard FG.
- RAIDERS** — Blanda, 40-yard FG.

Team Statistics	Raiders	Chiefs
First Downs	22	13
Total Net Yards	454	312
Rushes/Net Yards	30/118	24/70
Net Passing	336	242
Pass Attempts/Completions	39/19	36/17
Had Intercepted	0	4
Sacked/Yards Lost	1/11	1/11
Punts/Average	5/45.4	6/50.3
Penalties/Yards	1/5	4/49
Fumbles/Lost	1/0	2/0

RUSHING

- CHIEFS** — Holmes 13-46; Hayes 3-10; Dawson 2-9; Garrett 6-5.
- RAIDERS** — Smith 13-74; Banaszak 3-19. Dixon 10-13; Hagberg 4-12.

RECEIVING

- CHIEFS** — Pitts 5-56; Taylor 4-117; Garrett 4-31; Richardson 3-57; Holmes 1-(-8).
- RAIDERS** — Biletnikoff 7-180, 3 TDs; Smith 5-25; Wells 4-93, 2 TD; Cannon 2-15; Dixon 1-7.

PASSING

- CHIEFS** — Dawson 17-36-253, 0 TDs, 4 INTs.
- RAIDERS** — Lamonica 19-39-345, 5 TDs, 0 INTs.

INTERCEPTIONS

- CHIEFS** — None.
- RAIDERS** — Wilson 1-14; Hopkins 1-7; Connors 1-5; Brown 1-0.

FIELD GOALS

- CHIEFS** — Stenerud (10) (8) 39S.
- RAIDERS** — Blanda (41) (40).



LB Willie Lanier (63), DT Buck Buchanan (86) and LB Jim Lynch (51) corral RB Roger Hagberg.



1969 AFL DIVISIONAL PLAYOFF GAME

Chiefs 13, Jets 6

December 20, 1969 • Shea Stadium • 62,977



KANSAS CITY.....	0	3	3	7	—	13
NEW YORK.....	3	0	0	3	—	6

Kansas City had throttled the Jets in the regular season, but getting a playoff victory against the reigning World Champions would prove much more difficult. The Chiefs defense would rise up for a monumental goal line stand, while the offense would get into the end zone when it mattered most as Kansas City claimed a 13-6 victory.

New York was led by QB Joe Namath, but throwing the ball accurately in the swirling winds of Shea Stadium would prove difficult for the charismatic MVP of Super Bowl III. The Jets passer connected on just 14 of 40 attempts for 164 yards and was picked off three times.

New York got on the board first with a 27-yard K Jim Turner field goal to go up 3-0. QB Len Dawson then started KC's next drive with a 13-yard pass to WR Otis Taylor, a 12-yard connection to TE Fred Arbanas and a 17-yard screen to RB Wendell Hayes. After missing a 47-yard FG on KC's first drive, this time K Jan Stenerud connected on a 23-yard FG to knot the score at 3-3.

Neither club could muster much offense for the remainder of the first half. Stenerud would misfire on a 44-yard kick on KC's only other legitimate scoring shot, leaving the score deadlocked at intermission.

Kansas City's defense would turn up the pressure in the third quarter. CB Emmitt Thomas would register the Chiefs first INT of the day, setting up a 47-yard FG attempt that sailed wide left in the blustery conditions. New York's next possession would be terminated by the first of two interceptions on the day by CB Jim Marsalis. After the Jets were penalized for running into P Jerrel Wilson, a 27-yard pass to Arbanas put KC in New York territory. A 25-yard Stenerud FG then gave the Chiefs a slim, 6-3 advantage.

Namath responded by moving the Jets into scoring position early in the fourth quarter. A pass interference call in the end zone would give the home squad first-and-goal at the one, setting the stage for the biggest goal-line stand in Chiefs history.

RB Matt Snell gained half a yard off right tackle on first down before S Johnny Robinson arrived on the scene, while RB Bill Mathis was stuffed for no gain by LB Willie Lanier on second down. Namath attempted a bootleg on third down, but was hit by LB Jim Lynch and threw the ball away, forcing the Jets to settle for a seven-yard Turner field goal to tie the contest at 6-6.

Dawson and the Chiefs would immediately strike back. A 61-yard bomb to Taylor would set up the game's only TD. WR Gloster Richardson made the biggest grab of his career, hauling in a 19-yard scoring strike from Dawson on the next play. Marsalis would then record his second INT of Namath on the Jets final possession to ensure a tightly-contested 13-6 playoff win, sending Kansas City to the AFL's final title game at Oakland.

- JETS** — J. Turner, 28-yard FG.
- CHIEFS** — Stenerud, 23-yard FG.
- CHIEFS** — Stenerud, 25-yard FG.
- JETS** — J. Turner, 7-yard FG.
- CHIEFS** — Richardson, 19-yard pass from Dawson (Stenerud kick).

Team Statistics	Jets	Chiefs
First Downs	19	14
Total Net Yards	235	276
Rushes/Net Yards	22/87	30/99
Net Passing	148	177
Pass Attempts/Completions	40/14	27/12
Had Intercepted	3	0
Sacked/Yards Lost	2/16	2/24
Punts/Average	5/37.2	6/33.5
Penalties/Yards	3/15	5/63
Fumbles/Lost	1/1	0/0

RUSHING

- CHIEFS** — Garrett 18-67; Hayes 10-32; Holmes 1-0; McVea 1-0.
- JETS** — Snell 12-61; Boozer 3-14; Mathis 6-11; Namath 1-1.

RECEIVING

- CHIEFS** — Hayes 5-46; Taylor 2-74; Arbanas 2-39; Holmes 1-29; Richardson 1-19, TD; Pitts 1-(-6).
- JETS** — Sauer 5-61; Lammons 3-37; B. Turner 2-25; Maynard 1-18; Boozer 1-10; Snell 1-9; Mathis 1-4.

PASSING

- CHIEFS** — Dawson 12-27-201, 1 TD, 0 INTs.
- JETS** — Namath 14-40-164, 0 TDs, 3 INTs.

INTERCEPTIONS

- CHIEFS** — Marsalis 2-42; Thomas 1-0.
- JETS** — None.

FIELD GOALS

- CHIEFS** — Stenerud 47S (23) 44WR 47WL (25).
- JETS** — J. Turner (28) (7).



LB Willie Lanier (63) and S Johnny Robinson (42) spearhead a pivotal goal-line stand.



1969 AFL CHAMPIONSHIP GAME

Chiefs 17, Raiders 7

January 4, 1970 • Oakland-Alameda County Coliseum • 54,444



KANSAS CITY	0	7	7	3	—	17
OAKLAND	7	0	0	0	—	7

On the day the American Football League played the final game of its 10-year history, the Kansas City Chiefs became the AFL's only three-time champion. The Chiefs, through a curious playoff system, played Oakland for the league's last title. The Raiders had won the AFL West and owned a pair of regular season wins over the Chiefs, including a slim 10-6 victory in the regular season finale.

The Raiders, who arrived at the Oakland-Alameda County Coliseum already packed for a potential trip to Super Bowl IV, suffered the indignity of carrying those suitcases out of the stadium past the Chiefs busses after a 17-7 defeat.

The two clubs managed one first-half touchdown apiece with Oakland's coming on a three-yard run by RB Charlie Smith. Kansas City responded with a one-yard plunge by RB Wendell Hayes after QB Len Dawson had hit on passes of 14 yards to WR Otis Taylor and 41 yards to WR Frank Pitts.

In the third quarter, QB/K George Blanda was wide right on field goals of 39 and 40 yards, attempts that would have moved Oakland in front. Midway through the period, Kansas City began its second TD drive from its own six-yard line. A potential disaster was averted when the Chiefs fell on a fumble at their own two-yard line. On the next play, Dawson and Taylor pulled Kansas City out of the hole with a 35-yard pass play. FB Robert Holmes added 23 more on a flare pass, while a 25-yard pass interference call gave the Chiefs first-and-goal at the three. Holmes plowed in for the go-ahead TD from five yards out on third down, giving the Chiefs a 14-7 advantage.

The game then became a defensive struggle, which played right into Kansas City's hand. Led by defensive charges from the entire front four of DEs Aaron Brown and Jerry Mays and DTs Buck Buchanan and Curley Culp, the Chiefs continually harassed Raiders QB Daryle Lamonica, forcing the Oakland signal caller to throw a trifecta of fourth-quarter interceptions.

K Jan Stenerud came up short on a 52-yard FG to begin the final frame, which would be marked by a myriad of turnovers. S Jim Kearney registered KC's first INT of Lamonica at the Chiefs 18-yard line. Two plays later a Chiefs fumble would put the ball back in the hands of the "Mad Bomber," who was subsequently picked off by CB Jim Marsalis on Oakland's very next snap.

Inexplicably, Kansas City would fumble again two plays later, setting Lamonica up deep in Chiefs territory. But three snaps later CB Emmitt Thomas recorded his second pickoff of the day, ending a third straight Oakland possession with an INT. Thomas returned the ball 62 yards to the Oakland 18-yard line, setting up a 22-yard field goal that provided a 17-7 lead with 4:48 remaining.

Kansas City would actually fumble one more time, but the Silver and Black could not capitalize as the victorious Chiefs would return home to pack bags of their own for New Orleans and Super Bowl IV.

- RAIDERS** — Smith, 3-yard run (Blanda kick).
- CHIEFS** — Hayes, 1-yard run (Stenerud kick).
- CHIEFS** — Holmes, 5-yard run (Stenerud kick).
- CHIEFS** — Stenerud, 22-yard FG.

Team Statistics	Raiders	Chiefs
First Downs	18	13
Total Net Yards	233	207
Rushes/Net Yards	28/79	39/86
Net Passing	154	121
Pass Attempts/Completions	45/17	17/7
Had Intercepted	4	0
Sacked/Yards Lost	4/37	1/8
Punts/Average	6/48.5	8/42.8
Penalties/Yards	5/45	5/43
Fumbles/Lost	1/0	5/4

RUSHING

- CHIEFS** — Hayes 8-35, TD; Garrett 7-19; Holmes 18-14, TD; McVea 3-13; Dawson 3-5.
- RAIDERS** — Dixon 12-36; Smith 12-31, TD; Banaszak 2-8; Todd 2-4.

RECEIVING

- CHIEFS** — Taylor 3-62; Holmes 2-16; Pitts 1-41; Arbanas 1-10.
- RAIDERS** — Smith 8-86; Sherman 3-45; Cannon 2-22; Banaszak 2-13; Wells 1-24; Dixon 1-1.

PASSING

- CHIEFS** — Dawson 7-17-129, 0 TDs, 0 INTs.
- RAIDERS** — Lamonica 15-39-167, 0 TDs, 3 INTs; Blanda 2-6-24, 0 TDs, 1 INT.

INTERCEPTIONS

- CHIEFS** — Thomas 2-69; Marsalis 1-23; Kearney 1-17.
- RAIDERS** — None.

SACKS

- CHIEFS** — Brown 3.0; Culp 1.0.
- RAIDERS** — Davidson 1.0.

FIELD GOALS

- CHIEFS** — Stenerud 52S (22).
- RAIDERS** — Blanda 52S 39WR 40WR.



Hank Stram celebrates a third AFL crown as the Chiefs win the league's final contest.



SUPER BOWL IV

Chiefs 23, Vikings 7

January 11, 1970 • Tulane Stadium • 80,562



MINNESOTA	0	0	7	0	—	7
KANSAS CITY	3	13	7	0	—	23

Kansas City's finest sports hour concluded at 5:20 in the afternoon of Sunday, January 11, 1970, when the Chiefs defeated the Minnesota Vikings, 23-7, for the World Championship of pro football.

The Chiefs, who finished 11-3 on the season and defeated the N.Y. Jets and Oakland Raiders in the playoffs, closed out their first decade as the winningest team in the American Football League, which, with Super Bowl IV, came to an end. Beginning in '70, the two leagues merged, with the AFL becoming the American Football Conference of the NFL.

Minnesota, a prohibitive favorite, was 12-2 during the regular season and at one point had won 12 games in succession behind a fearsome defense that had allowed an average of just 9.5 points per game. But behind QB Len Dawson — who would earn the game's Most Valuable Player Award — the Chiefs would amass more than enough offense to carry the day.

The Chiefs took an early lead when K Jan Stenerud booted a 48-yard first quarter field goal, a kick that remains as the longest field goal in Chiefs postseason history. He would later follow with field goals of 32 and 25 yards to give Kansas City a 9-0 lead.

Kansas City received the first break in the game when Vikings S Charlie West fumbled a kickoff and G Remi Prudhomme recovered at the Minnesota 19-yard line. After an eight-yard loss, Dawson handed off to RB Wendell Hayes, who rambled for 13 yards up the middle on a draw play. A 10-yard pass to WR Otis Taylor gave the Chiefs a first down at the four. Three plays later, RB Mike Garrett burst off-tackle for a five-yard touchdown, giving Kansas City a 16-0 halftime lead and stunning the Vikings and a nationwide television audience.

Minnesota mounted a mild third-quarter comeback when RB Dave Osborn scored from four yards out to cut the margin to 16-7. But any hopes the Vikings had of getting closer were dashed by Taylor, who lived up to his big-play reputation repeatedly through that season. Dawson hit the Chiefs wideout on a short hitch pattern, and when CB Earsell Mackbee missed the initial tackle, Taylor was loose down the right sideline, high-stepping his way to a 46-yard TD to give the Chiefs a 23-7 lead after three quarters.

As was so often the case in '69, the defense came to the fore. Minnesota had the ball three times in the final period and, as in the Oakland game the previous week, the Chiefs snuffed out all three chances with interceptions. LB Willie Lanier picked off a QB Joe Kapp pass to halt a rally at the Chiefs 34-yard line. Later on, S Johnny Robinson, playing with what turned out to be three broken ribs, grabbed another errant Kapp throw. Following the game, Kapp would pay tribute to Kansas City's massive defensive front: "The Chiefs defensive line was very active and looked like a Redwood Forest."

QB Gary Cuozzo would replace Kapp, but suffered similar results. In the game's closing minutes, CB Emmitt Thomas intercepted his fourth pass of the playoffs. The Chiefs then ran out the clock to capture the AFL's second consecutive Super Bowl triumph.

- CHIEFS** — Stenerud, 48-yard FG.
- CHIEFS** — Stenerud, 32-yard FG.
- CHIEFS** — Stenerud, 25-yard FG.
- CHIEFS** — Garrett, 5-yard run (Stenerud kick).
- VIKINGS** — Osborn, 4-yard run (Cox kick).
- CHIEFS** — Taylor, 46-yard pass from Dawson (Stenerud kick).

Team Statistics	Vikings	Chiefs
First Downs	13	18
Total Net Yards	239	273
Rushes/Net Yards	19/67	41/151
Net Passing	172	122
Pass Attempts/Completions	28/17	17/12
Had Intercepted	3	1
Sacked/Yards Lost	3/27	3/20
Punts/Average	3/37.0	4/48.5
Penalties/Yards	6/67	4/47
Fumbles/Lost	3/2	0/0

RUSHING

- CHIEFS** — Garrett 11-39, TD; Pitts 3-37; Hayes 8-31; McVea 12-26; Dawson 3-11; Holmes 5-7.
- VIKINGS** — Brown 6-26; Reed 4-17; Osborn 7-15, TD; Kapp 2-9.

RECEIVING

- CHIEFS** — Taylor 6-81, TD; Pitts 3-33; Garrett 2-25; Hayes 1-13.
- VIKINGS** — Henderson 7-111; Brown 3-11; Beasler 2-41; Reed 2-16; Osborn 2-11; Washington 1-9.

PASSING

- CHIEFS** — Dawson 12-17-142, 1 TD, 1 INT; Livingston 0-0-0, 0 TDs, 0 INTs.
- VIKINGS** — Kapp 16-25-183, 0 TDs, 2 INTs; Cuozzo 1-3-16, 0 TDs, 1 INT.

INTERCEPTIONS

- CHIEFS** — Lanier 1-9; Robinson 1-9; Thomas 1-6.
- VIKINGS** — Krause 1-0.

SACKS

- CHIEFS** — Brown 1.0 Buchanan 1.0; Mays 1.0
- VIKINGS** — Eller 1.0; Marshall 1.0; Winston 1.0.

FIELD GOALS

- CHIEFS** — Stenerud (48) (32) (25).
- VIKINGS** — Cox 56S.



WR Otis Taylor's 46-yard TD catch from Super Bowl IV MVP QB Len Dawson seals a 23-7 win.



The caption in the January 12th, 1970 edition of the Kansas City Times proclaimed: WHO SAID THERE ARE NO HEROES ANYMORE is the question asked by this downtown parade scene (far right photo) that included thousands of Kansas Citians greeting the triumphant Chiefs with cheers and floating paper. Riding in an open convertible on a chilly day, Otis Taylor (left) and Gloster Richardson (right) were obviously warmed by their reception from jubilant fans on Tenth Street east of Main. In the center photo, Hank Stram, Taylor, Jack Steadman, Len Dawson and Bill Grigsby jubilantly hoist the Lombardi Trophy for Chiefs fans to behold.



Front Row: Noland Smith, Jan Stenerud, Warren McVea, Mike Livingston, Tom Flores, Ed Podolak, Jacky Lee, Len Dawson, John Huarte, Emmitt Thomas.
Second Row: Goldie Sellers, Mike Garrett, Willie Mitchell, Bert Coan, Ceaser Belsler, Frank Pitts, Head Coach Hank Stram, Paul Lowe, Gloster Richardson, Curtis McClinton, Richard Armstrong, Wendell Hayes, Jim Marsalis.
Third Row: Dr. Albert Miller, Johnny Robinson, Jerrel Wilson, Robert Holmes, Jim Kearney, Jim Lynch, E.J. Holub, Jack Rudnay, George Daney, Curley Culp, Willie Lanier, Bobby Yarborough - Equipment Manager.
Fourth Row: John Beake - Assistant Coach, Tommy O'Boyle - Assistant Coach, Remi Prudhomme, Bob Stein, Jerry McClurg, Ed Budde, Dave Hill, Gene Trosch, Jerry Mays, Mo Moorman, Jim Tyrer, Bobby Bell, Lloyd Wells - Scout, Wayne Rudy - Trainer.
Fifth Row: Tom Pratt - Assistant Coach, Bill Walsh - Assistant Coach, Jack Steadman - General Manager, Reg Carolan, Mickey McCarty, Ed Lothamer, Fred Arbanas, Chuck Hurston, Buck Buchanan, Aaron Brown, Morris Stroud, Otis Taylor, Darrel "Pete" Brewster - Assistant Coach, Tom Bettis - Assistant Coach, Bob Wachter - Ticket/Stadium Manager.



1971 AFC DIVISIONAL PLAYOFF GAME

Dolphins 27, Chiefs 24 (2 OT)

December 25, 1971 • Municipal Stadium • 50,374



MIAMI	0	10	7	7	0	3	—	27
KANSAS CITY	10	0	7	7	0	0	—	24

The longest game in NFL history signaled the end of a glorious era in Chiefs history as Kansas City and Miami dueled for 82:40 in a double-overtime epic on Christmas Day '71. The final game ever played at Municipal Stadium featured 11 future Hall of Fame players, Hall of Fame head coaches Hank Stram and Don Shula, as well as one of the greatest individual efforts in NFL postseason annals by RB Ed Podolak. But in the end it was the Dolphins who prevailed when K Garo Yepremian's 37-yard FG at 7:40 of the second OT gave Miami a 27-24 victory.

Widely regarded as the finest Chiefs team ever assembled — the '69 Super Bowl IV squad included — Kansas City took a 10-0 lead after the first quarter thanks to a 24-yard FG and a seven-yard TD catch by Podolak. But Miami countered with 10 unanswered points to leave the score deadlocked at halftime.

The unquestioned star of the contest was Podolak, who accounted for an NFL-playoff record 350 combined net yards (85 rushing yards, 110 receiving yards and 153 on kick returns). With the score knotted at 17-17 after three quarters, Podolak capped a 91-yard drive with a three-yard TD run to give the Chiefs a 24-17 lead with 6:46 left in regulation. However, a five-yard pass from QB Bob Griese to TE Marv Fleming put the count at 24-24 with 1:25 remaining in regulation.

Podolak almost ended the game with a 78-yard return on the ensuing kickoff, but Miami CB Curtis Johnson maintained his angle to make a touchdown-saving tackle at the 22-yard line. With 35 seconds left, K Jan Stenerud's would-be, game-winning 31-yard FG attempt sailed wide right. Miami could not move the ball on its final possession of regulation, sending the game to its first overtime session.

Kansas City won the toss and after taking a lateral from DT Buck Buchanan, Podolak returned the kickoff to the Chiefs 46-yard line. Four plays later, KC was at the Miami 35-yard line as Stenerud lined up for another attempt at a game-winning kick, this time from 42 yards out. But Stenerud's attempt was blocked by LB Nick Buoniconti, giving the Dolphins new life.

Both teams would exchange punts before a 52-yard FG attempt by Yepremian came up short. The first overtime session would come to a close when Dawson was intercepted by Miami S Jake Scott. The Dolphins took over at their own 46 to start overtime number two, but were smothered by Kansas City's fierce defense.

Miami's defense forced the Chiefs to punt, setting up Griese and the Dolphins for one final drive. RB Larry Csonka broke off a 29-yard run to move Miami into KC territory. Four plays later Yepremian ended the NFL's longest day with his 37-yard game-winner. The Dolphins would eventually advance to Super Bowl VI, while the Chiefs would have to wait 15 years before their next postseason appearance after falling in one of the most storied battles in pro football history.

- CHIEFS** — Stenerud, 24-yard FG (9-35, 4:09).
- CHIEFS** — Podolak, 7-yard pass from Dawson (Stenerud kick) (6-35, 3:44).
- DOLPHINS** — Csonka, 1-yard run (Yepremian kick) (10-80, 5:51).
- DOLPHINS** — Yepremian, 14-yard FG (4-5, 0:57).
- CHIEFS** — Otis, 1-yard run (Stenerud kick) (15-75, 9:44).
- DOLPHINS** — Kiick, 1-yard run (Yepremian kick) (8-71, 3:53).
- CHIEFS** — Podolak, 3-yard run (Stenerud kick) (6-91, 4:30).
- DOLPHINS** — Fleming, 5-yard pass from Griese (Yepremian kick) (9-71, 5:10).
- DOLPHINS** — Yepremian, 37-yard FG (6-40, 3:51).

Team Statistics	Dolphins	Chiefs
First Downs	22	23
Total Net Yards	407	451
Rushes/Net Yards	43/144	44/213
Net Passing	263	238
Pass Attempts/Completions	35/20	26/18
Had Intercepted	2	2
Sacked/Yards Lost	0/0	1/8
Punts/Average	6/40.0	2/51.0
Penalties/Yards	5/26	6/44
Fumbles/Lost	1/0	3/2

RUSHING

- CHIEFS** — Hayes 22-100; Podolak 17-85, TD; Wright 2-15; Otis 3-13, TD.
- DOLPHINS** — Csonka 24-86, TD; Kiick 15-56, TD; Griese 2-9; Warfield 2(-7).

RECEIVING

- CHIEFS** — Podolak 8-110, TD; Wright 3-104; Taylor 3-12; Hayes 3-6; Frazier 1-14.
- DOLPHINS** — Warfield 7-140; Twilley 5-58; Fleming 4-37, TD; Kiick 3-24; Mandich 1-4.

PASSING

- CHIEFS** — Dawson 18-26-246, 1 TD, 2 INTs; Podolak 0-0-0, 0 TDs, 0 INTs.
- DOLPHINS** — Griese 20-35-263, 1 TD, 2 INTs.

INTERCEPTIONS

- CHIEFS** — Lanier 1-17; Lynch 1-0.
- DOLPHINS** — Scott 1-13; Johnson 1-0.

SACKS

- CHIEFS** — None.
- DOLPHINS** — Fernandez 0.5; Riley 0.5.

FIELD GOALS

- CHIEFS** — Stenerud (24) 29WR 31WR 42B.
- DOLPHINS** — Yepremian (14) 52W.L.

NFL'S LONGEST GAMES

The Chiefs/Texans have participated in the two longest games in NFL history, both double-overtime playoff contests.

Time	Result	Date
1. 82:40	Miami 27, KANSAS CITY 24	Dec. 25, 1971
2. 77:54	Dallas Texans 20, HOUSTON 17	Dec. 23, 1962
3. 77:02	CLEVELAND 23, N.Y. Jets 20	Jan. 3, 1987

1986 AFC WILD CARD PLAYOFF GAME



Jets 35, Chiefs 15



December 28, 1986 • Giants Stadium • 69,307

KANSAS CITY	6	0	0	9	—	15
NEW YORK	7	14	7	7	—	35

Kansas City finished the regular season with a 10-6 record to earn the club's first playoff berth in 15 years, but that adulation would be short-lived. After taking an early lead against the N.Y. Jets, three KC turnovers combined with 135 rushing yards and two scores from New York RB Freeman McNeil led to 28 unanswered points and a 35-15 Jets victory.

The Chiefs only offensive scoring drive of the day came on Kansas City's initial possession when QB Todd Blackledge led Kansas City to paydirt. A pass interference call in the end zone set the stage for a one-yard scoring plunge by RB Jeff Smith. But a missed PAT would begin a downward spiral for the Chiefs, who took a brief 6-0 lead.

Jets head coach Joe Walton then made the biggest call of the game on New York's next drive. Facing fourth-and-six at the Chiefs 33-yard line, Walton kept his offense on the field. QB Pat Ryan faked a pitch to McNeil and took the ball up the gut for a 24-yard gain. Two plays later, McNeil was in the end zone, giving the Jets a lead they would not relinquish.

Disaster would strike on Kansas City's next offensive snap when RB Larry Moriarity had the ball jarred loose after catching a swing pass. LB Kyle Clifton recovered for the Jets. Twelve plays later, a one-yard TD toss to McNeil put the Jets ahead 14-6.

After Kansas City failed to gain a first down on its next two possessions, a 30-yard pass to WR Al Toon put New York in Chiefs territory. Ryan then found Toon kneeling in the end zone for an 11-yard TD on third down to give the Jets a commanding 21-6 advantage with 0:59 left in the second quarter.

New York outgained the Chiefs 191 to 58 after 30 minutes and Kansas City's situation would go from bad to worse on the opening snap of the second half. Blackledge was intercepted by LB Kevin McArthur, who raced down the sideline for a 21-yard score, putting the Jets ahead 28-6 just 13 seconds into the third quarter.

Blackledge would guide the Chiefs to the Jets 15-yard line on Kansas City's next possession, but the club's comeback hopes were effectively over when RB Boyce Green was stuffed on fourth-and-one in the third quarter, turning the ball back over to the Jets.

Kansas City's special teams would account for the club's only touchdown of the second half as CB Albert Lewis blocked a Dave Jennings punt and recovered it in the end zone to close the gap to 28-13. A six-yard Ryan TD pass to TE Billy Griggs made it 35-13 before QB Bill Kenney replaced Blackledge in the fourth quarter. Kenney guided Kansas City inside the Jets 10-yard line twice to no avail.

The Chiefs final points of the afternoon came when Jennings stepped out of the end zone for a self-imposed safety to make the final score 35-15 as Kansas City's hopes expired.

- CHIEFS** — J. Smith, 1-yard run (kick failed) (9-67).
- JETS** — McNeil, 1-yard run (Leahy kick) (13-75).
- JETS** — McNeil, 1-yard pass from Ryan (Leahy kick) (12-47).
- JETS** — Toon, 11-yard pass from Ryan (Leahy kick) (8-62).
- JETS** — McArthur, 21-yard interception return (Leahy kick).
- CHIEFS** — Lewis, blocked punt recovery in end zone (Lowery kick).
- JETS** — Griggs, 6-yard pass from Ryan (Leahy kick) (7-61).
- CHIEFS** — Safety, Jennings runs out of end zone.

Team Statistics	Jets	Chiefs
First Downs	19	15
Total Net Yards	306	241
Rushes/Net Yards	36/165	20/67
Net Passing	141	174
Pass Attempts/Completions	23/16	37/20
Had Intercepted	0	2
Sacked/Yards Lost	2/12	2/3
Punts/Average	4/29.0	3/41.3
Penalties/Yards	8/54	1/5
Fumbles/Lost	1/0	2/1

RUSHING

- CHIEFS** — Blackledge 4-33; Green 8-15; J. Smith 4-12, TD; Moriarty 2-7; Heard 1-1; S. Paige 1-(-1).
- JETS** — McNeil 31-135, TD; Ryan 2-30; T. Paige 2-3; Jennings 1-(-3).

RECEIVING

- CHIEFS** — Marshall 6-72; Green 5-7; Coffman 3-12; Carson 2-43; Smith 2-12; Moriarty 1-16; Heard 1-15.
- JETS** — Toon 4-48, TD; Shuler 4-28; McNeil 3-16, TD; Walker 2-45; Sohn 1-11; Griggs 1-6, TD; Alexander 1-(-1).

PASSING

- CHIEFS** — Blackledge 12-21-80, 0 TDs, 2 INTs; Kenney 8-16-97, 0 TDs, 0 INTs.
- JETS** — Ryan 16-23-153, 3 TDs, 0 INTs.

INTERCEPTIONS

- CHIEFS** — None.
- JETS** — McArthur 1-21, TD; Carter 1-12.

SACKS

- CHIEFS** — Hackett 1.0; Maas 1.0.
- JETS** — Gastineau 1.0; Lyons 1.0.

FIELD GOALS

- CHIEFS** — None.
- JETS** — None.



The Chiefs can't slow RB Freeman McNeil as he posts 135 rushing yards in a Jets win.



1990 AFC WILD CARD PLAYOFF GAME

Dolphins 17, Chiefs 16

January 5, 1991 • Joe Robbie Stadium • 67,276



KANSAS CITY	3	7	6	0	—	16
MIAMI	0	3	0	14	—	17

The Chiefs were in control for the majority of their first playoff game since '86, but could not answer a late comeback bid by QB Dan Marino as the Dolphins pulled out a 17-16 victory. Chiefs QB Steve DeBerg — who had guided KC to an 11-5 regular season record — had the club in scoring position, but a 52-yard FG attempt by K Nick Lowery fell just inches short with 0:56 remaining.

Had Kansas City fully capitalized on a number of scoring opportunities earlier in the game, the outcome may have been different. CB Charles Washington blocked a punt on Miami's first possession, setting the Chiefs up at the Dolphins 37-yard line. However, Kansas City would be forced to settle for a 27-yard FG. Miami would answer on its next possession as K Pete Stoyanovich nailed an NFL postseason-record 58-yard FG to even to count at 3-3.

However, Stoyanovich would come up short on a 57-yard attempt later in the second quarter, setting the Chiefs up with good field position. KC capitalized as DeBerg floated a 26-yard scoring aerial to WR Stephone Paige putting the Chiefs ahead 10-7 with 1:54 left in the half. Paige would finish the day with 142 receiving yards, the highest postseason total in team history. Meanwhile, DE Neil Smith — who had 1.5 sacks on the day — preserved the lead by stripping Marino on Miami's next possession.

Kansas City dominated the third quarter, but only managed to extend its lead to 16-3. Poised with second-and-goal at the Miami three-yard line, DeBerg was flagged for intentional grounding and the club settled for a 25-yard FG. S Deron Cherry blasted the ball loose from WR Mark Duper on Miami's next play, giving KC the ball at the Dolphins 29-yard line. But once again, the Chiefs could not strike paydirt and would leave Miami territory with only a 38-yard Lowery FG to show for their efforts.

Marino then began his comeback bid. A 10-play, 66-yard march culminated with a one-yard TD toss to FB Tony Paige as the Dolphins moved the count to 16-10. After a 33-yard connection between DeBerg and WR Emile Harry moved KC back into Miami territory, the Chiefs were forced to punt, setting up the Dolphins go-ahead drive which began with a key, 37-yard pass over the middle to TE Ferrell Edmunds. Marino then capped the march with a six-yard TD pass to WR Mark Clayton that was nearly intercepted by CB Albert Lewis as the Dolphins took their first lead of the game at 17-16 with 3:28 remaining in the fourth quarter.

A 20-yard pass to Paige and a 26-yard run by RB Christian Okoye helped put the Chiefs at the Miami 26-yard at the 2:00 warning. A controversial holding call on G Dave Szott nullified a 12-yard Okoye run on the next play, halting the club's momentum and setting the stage for Lowery's final field goal attempt, which came tantalizingly close to the crossbar.

- CHIEFS** — Lowery, 27-yard FG (9-28).
- DOLPHINS** — Stoyanovich, 58-yard FG (9-40).
- CHIEFS** — S. Paige, 26-yard pass from DeBerg (Lowery kick) (4-61).
- CHIEFS** — Lowery, 25-yard FG (11-63).
- CHIEFS** — Lowery, 38-yard FG (4-8).
- DOLPHINS** — T. Paige, 1-yard pass from Marino (Stoyanovich kick) (10-66).
- DOLPHINS** — Clayton, 12-yard pass from Marino (Stoyanovich kick) (11-85).

Team Statistics	Dolphins	Chiefs
First Downs	23	15
Total Net Yards	311	367
Rushes/Net Yards	32/98	24/103
Net Passing	213	264
Pass Attempts/Completions	30/19	30/17
Had Intercepted	0	1
Sacked/Yards Lost	2/8	1/5
Punts/Average	3/39.7	4/35.0
Penalties/Yards	2/22	4/35
Fumbles/Lost	2/2	0/0

RUSHING

- CHIEFS** — Okoye 13-83; Word 9-13; McNair 2-7.
- DOLPHINS** — S. Smith 20-82; Logan 7-17; T. Paige 1-2; Marino 4-(3).

RECEIVING

- CHIEFS** — S. Paige 8-142, TD; McNair 3-22; Harry 2-59; Roberts 2-26; R. Thomas 1-15; Hayes 1-5.
- DOLPHINS** — Clayton 5-66, TD; T. Paige 5-30, TD; Duper 3-36; Edmunds 2-49; S. Smith 2-22. Jensen 1-11; S. Martin 1-7.

PASSING

- CHIEFS** — DeBerg 17-30-269 1 TD, 1 INT.
- DOLPHINS** — Marino 19-30-221, 2 TDs, 0 INTs.

INTERCEPTIONS

- CHIEFS** — None.
- DOLPHINS** — Williams 1.0.

SACKS

- CHIEFS** — N. Smith 1.5; Cooper 0.5.
- DOLPHINS** — Griggs 1.0.

FIELD GOALS

- CHIEFS** — Lowery (27) (25) (38) 52S.
- DOLPHINS** — Stoyanovich (58) 57S.



Miami claims a 17-16 comeback win despite 142 receiving yards from WR Stephone Paige.



1991 AFC WILD CARD PLAYOFF GAME

Chiefs 10, Raiders 6

December 28, 1991 • Arrowhead Stadium • 75,827



LOS ANGELES	0	3	3	0	—	6
KANSAS CITY	0	7	0	3	—	10

It took 19 years, but the Chiefs finally had an opportunity to officially christen Arrowhead Stadium with a playoff game. And fittingly, that contest came against Kansas City's most heated rival, the Raiders. The Chiefs had defeated the Raiders 27-21 just six days earlier at the L.A. Coliseum in the season's final regular season game for the right to play at home in the first week of the postseason. Kansas City made the most of that opportunity by recording a 10-6 win over the Raiders, marking the club's first playoff victory since Super Bowl IV.

The Chiefs imparted a familiar recipe for success — solid defense and a bruising ground game. Kansas City's defense forced six turnovers and limited the Silver and Black to just two field goals, while RB Barry Word pummeled the Raiders with 33 carries for a team postseason-record 130 yards.

Word pounded away at the Raiders all day, a trend that began early. Kansas City won the toss and consumed 11:56 off the clock, thanks to a drive that featured 12 runs by Word. The Chiefs drove as deep as the 15-yard line, but K Nick Lowery's 33-yard FG was wide left, leaving the scoreboard empty.

S Deron Cherry registered the first of his two INTs on the game on the Raiders first possession. QB Todd Marinovich would be picked off four times by the KC defense and his first errant throw would give Kansas City possession at the Raiders 24-yard line. But again, Lowery would misfire, this time on a 47-yard FG attempt.

A wild barrage of turnovers then ensued. Chiefs LB Derrick Thomas stripped Marinovich, but QB Steve DeBerg promptly threw an INT on KC's next possession. After a Raiders punt, RB Harvey Williams put the ball on the ground for Kansas City, but Cherry registered another INT which he returned to the 11-yard line. DeBerg would hit WR Fred Jones for the game's only touchdown on the next play as the Chiefs took a 7-0 lead.

Raiders RB Nick Bell finished the game with 107 ground yards and was the club's primary weapon on a 10-play, 65-yard drive that ended with a 32-yard K Jeff Jaeger FG that closed the gap to 7-3 just before intermission.

The first half passing numbers for both squads were equally unimpressive. Marinovich completed just three passes for 47 yards, while DeBerg hit on seven passes for 71 yards. Wisely, both clubs turned to the ground game in the second half. The Raiders gave the ball to Bell eight times on their initial possession of the third quarter, but would have to settle for a 26-yard FG to close the gap to 7-6.

Kansas City then capitalized on a Raiders fumble by handing the ball to Word nine times on a 13-play drive that netted an 18-yard FG to make the score 10-6 early in the fourth quarter. The Chiefs would pick off Marinovich on each of the Raiders final two drives to seal the franchise's first-ever home playoff victory.

- CHIEFS** — F. Jones, 11-yard pass from DeBerg (Lowery kick) (1-11).
- RAIDERS** — Jaeger, 32-yard FG (10-65).
- RAIDERS** — Jaeger, 26-yard FG (11-62).
- CHIEFS** — Lowery, 18-yard FG (13-61).

Team Statistics	Raiders	Chiefs
First Downs	16	16
Total Net Yards	276	204
Rushes/Net Yards	30/152	39/131
Net Passing	124	73
Pass Attempts/Completions	23/12	14/9
Had Intercepted	4	1
Sacked/Yards Lost	2/16	2/16
Punts/Average	1/20.0	2/46.0
Penalties/Yards	9/75	3/20
Fumbles/Lost	2/2	2/1
Possession Time	29:28	30:32

RUSHING

- CHIEFS** — Word 33-130; Williams 2-4; Okoye 1-2; DeBerg 3-(-5).
- RAIDERS** — N. Bell 20-107; Allen 7-39; S. Smith 3-6.

RECEIVING

- CHIEFS** — R. Thomas 3-18; B. Jones 2-25; F. Jones 2-20, TD; Birden 1-18; Word 1-8.
- RAIDERS** — Brown 4-45; Horton 3-59; Fernandez 2-12; Gault 1-11; S. Smith 1-9; Allen 1-4.

PASSING

- CHIEFS** — DeBerg 9-14-89, 1 TD, 1 INT.
- RAIDERS** — Marinovich 12-23-140, 0 TDs, 4 INTs.

INTERCEPTIONS

- CHIEFS** — Cherry 2-46; Everett 1-23; Marts 1-7.
- RAIDERS** — Lott 1-35.

SACKS

- CHIEFS** — Martin 1.0; D. Thomas 1.0.
- RAIDERS** — Davis 2.0.

FIELD GOALS

- CHIEFS** — Lowery 33WL 47S (18).
- RAIDERS** — Jaeger (32) (26).



RB Barry Word produces 130 rushing yards in the first-ever playoff game at Arrowhead.



1991 AFC DIVISIONAL PLAYOFF GAME

Bills 37, Chiefs 14

January 5, 1992 • Rich Stadium • 80,182



KANSAS CITY.....	0	0	7	7	—	14
BUFFALO.....	7	10	7	13	—	37

Kansas City was coming off its first postseason victory since Super Bowl IV, but that triumph proved quite irrelevant as Buffalo pounded the Chiefs into submission early in a 37-14 win. The Bills raced out to a 17-0 halftime lead and salted the game away behind RBs Thurman Thomas and Kenneth Davis who combined for 41 carries and 175 rushing yards. Defensively, Buffalo picked off back-up QB Marc Vlasic four times and held the Chiefs to just 213 yards of total offense as the Bills marched to their second straight AFC Championship Game.

After both teams traded a pair of punts to open the game, QB Jim Kelly hit a pair of completions to WR Don Beebe to put the Bills in scoring position and then fired a 25-yard pass to WR Andre Reed to give Buffalo a 7-0 advantage. Kansas City caught the game's first break when CB Eric Everett picked off Kelly early in the second quarter. But the Chiefs offense would go three-and-out. Four plays later, Kelly found Reed for a 53-yard scoring strike to make the count 14-0. Despite throwing three INTs himself, Kelly would finish the contest with 273 passing yards and three TDs.

S Deron Cherry picked off Kelly on Buffalo's next possession, but again, the Chiefs could not capitalize. The Bills would tack on a 33-yard K Scott Norwood field goal to end the first half with a 17-0 lead.

The second half wouldn't start much better for Kansas City. RB Harvey Williams fumbled on the club's first snap of the third quarter, but TE Jonathan Hayes would recover. The Chiefs wouldn't be as fortunate on the next play as Vlasic — who entered the game in the second quarter when starting QB Steve DeBerg was knocked out of the game with a hand injury — suffered the first of four second-half interceptions. Buffalo took over on the Chiefs 36-yard line and six plays later Kelly had the Bills ahead 24-0 after finding WR James Lofton for a 10-yard TD.

Vlasic would be picked off again on the Chiefs next drive, but LB Lonnie Marts returned the favor with an interception of his own to give Kansas City a ray of hope late in the third quarter. This time the Chiefs would get on the board as RB Barry Word bulled into the end zone from three yards out to cut the Buffalo margin to 24-7.

Thomas and Davis took it from there as the Bills methodically began grinding down the clock. After a Buffalo FG made it 27-7, Vlasic was picked off twice on his next three attempts. The Bills would turn those two miscues into 10 points as Buffalo took a commanding 37-7 lead with 4:57 left in the game.

Vlasic would hit WR Fred Jones on a 20-yard TD with 2:07 remaining to make it 37-14, but it was too little, too late as Buffalo recovered KC's onside kick attempt and ran out the clock, ending the Chiefs postseason aspirations.

- BILLS** — Reed, 25-yard pass from Kelly (Norwood kick) (8-80).
BILLS — Reed, 53-yard pass from Kelly (Norwood kick) (4-69).
BILLS — Norwood, 33-yard FG (9-39).
BILLS — Lofton, 10-yard pass from Kelly (Norwood kick) (3-36).
CHIEFS — Word, 3-yard run (Lowery kick) (4-43).
BILLS — Norwood, 20-yard FG (14-68).
BILLS — Norwood, 47-yard FG (4-2).
BILLS — Davis, 5-yard run (Norwood kick) (6-33).
CHIEFS — F. Jones, 20-yard pass from Vlasic (Lowery kick) (8-75).

Team Statistics	Bills	Chiefs
First Downs	29	14
Total Net Yards	448	213
Rushes/Net Yards.....	46/180	24/77
Net Passing	268	136
Pass Attempts/Completions	35/23	29/14
Had Intercepted	3	4
Sacked/Yards Lost	1/5	1/10
Punts/Average	3/33.3	7/40.3
Penalties/Yards.....	6/40	10/59
Fumbles/Lost	0/0	0/0
Possession Time	34:09	25:51

RUSHING

- CHIEFS** — Word 15-50, TD; Williams 8-24; McNair 1-3.
BILLS — T. Thomas 22-100; Davis 19-75, TD; Reed 1-6; Kelly 1-2; Reich 3-(-3).

RECEIVING

- CHIEFS** — McNair 5-52; F. Jones 3-31, TD; Birden 2-19; Hayes 1-21; Barnett 1-20; B. Jones 1-2; R. Thomas 1-1.
BILLS — Beebe 6-77; McKeller 5-34; Reed 4-100, 2 TDs; T. Thomas 4-21; Lofton 3-34, TD; Edwards 1-7.

PASSING

- CHIEFS** — DeBerg 5-9-22, 0 TDs, 0 INTs; Vlasic 9-20-124, 1 TD, 4 INTs.
BILLS — Kelly 23-35-273, 3 TDs, 3 INTs; Reich 0-0-0, 0 TDs, 0 INTs.

INTERCEPTIONS

- CHIEFS** — Everett 1-15; Marts 1-12; Cherry 1-1.
BILLS — Jackson 2-6; Hicks 1-0; L. Smith 1-0.

SACKS

- CHIEFS** — D. Thomas 1.0.
BILLS — L. Smith 1.0.

FIELD GOALS

- CHIEFS** — None.
BILLS — Norwood (33) (20) (47).



1992 AFC WILD CARD PLAYOFF GAME

Chargers 17, Chiefs 0

January 2, 1993 • Jack Murphy Stadium • 58,278



KANSAS CITY	0	0	0	0	—	0
SAN DIEGO	0	0	10	7	—	17

Kansas City had defeated San Diego twice during the '92 regular season. However, that mattered little to the Chargers, who promptly dispatched the Chiefs from the playoffs by a 17-0 margin, marking the only shutout KC has ever suffered in postseason play.

The two sides bludgeoned one another throughout a scoreless first half, but early on it appeared the game may feature its share of offensive fireworks. San Diego QB Stan Humphries hit WR Nate Lewis for a 39-yard gain on the game's first play from scrimmage. Then, after a pair of penalties, the Chargers were knocking on the door. But DE Neil Smith fell on a San Diego fumble at the 13-yard line to halt the scoring threat.

The Chiefs couldn't mount a serious scoring threat in the first half and couldn't move past the San Diego 40-yard line on their first five possessions. The Chargers didn't fare much better with only a fumble, a punt and a missed 52-yard FG to show on three trips into Kansas City territory. Still, San Diego did hold a slight 130-to-122 edge in total yardage heading into the locker room.

Kansas City's offensive struggles continued in the second half, as the club punted on its first two possessions. San Diego then broke the stalemate midway through the third quarter when the team's battering ram — RB Marion Butts — burst into the secondary en route to a 54-yard score, giving the Chargers a 7-0 lead. Butts finished the game with 15 carries for 119 yards.

Things went downhill from there for the Chiefs. On Kansas City's next offensive play, QB Dave Krieg had a pass tipped by DE Blaise Winter. Fellow DE Leslie O'Neal picked off the ball at the Kansas City 29-yard line, setting up a 34-yard FG from K John Carney to give San Diego a 10-0 advantage with 3:33 left in the third quarter.

While Kansas City's defense was good, forcing 5.0 sacks — including 1.5 by LB Derrick Thomas — San Diego's defense was even better, harassing Krieg all day and finishing the game with 7.0 sacks. Krieg got the Chiefs into Chargers territory on each of the next two drives, but was sacked 3.0 times on those two series, stifling any scoring possibilities.

San Diego then delivered an offensive blow on its next possession. Behind a steady diet of RB Eric Bienenmy, the Chargers mounted an 11-play, 91-yard drive that ate 5:32 off the clock. H-back Steve Hendrickson got a rare carry and bulled his way into the end zone from five yards out to give the home team a 17-0 lead with 4:57 left in the fourth quarter.

The knockout punch quickly followed when Chargers DT Shawn Lee stripped Krieg on Kansas City's next possession. San Diego recovered and took over with 3:52 remaining. The Chiefs would get the ball back one last time, but the results were the same as they had been all day as San Diego sacked Krieg one last time and secured a 17-0 victory.

- CHARGERS** — Butts, 54-yard run (Carney kick) (4-74, 1:57).
- CHARGERS** — Carney, 34-yard FG (4-9, 2:03).
- CHARGERS** — Hendrickson, 5-yard run (Carney kick) (11-91, 5:32).

Team Statistics	Chargers	Chiefs
First Downs	18	17
Total Net Yards	342	251
Rushes/Net Yards	35/192	19/61
Net Passing	150	190
Pass Attempts/Completions	23/14	34/16
Had Intercepted	0	2
Sacked/Yards Lost	5/49	7/43
Punts/Average	6/44.2	8/45.0
Penalties/Yards	5/44	7/62
Fumbles/Lost	2/1	2/1
Possession Time	29:46	30:14

RUSHING

- CHIEFS** — Williams 12-35; McNair 3-18; Krieg 2-4; Word 2-4.
- CHARGERS** — Butts 15-119, TD; Bienenmy 13-38; Harmon 4-27; Hendrickson 1-5, TD; Bernstine 1-3; Humphries 1-0.

RECEIVING

- CHIEFS** — Birden 4-78; McNair 4-35; Davis 3-30; Hargain 2-46; M. Smith 1-28; Williams 1-11; Cash 1-5.
- CHARGERS** — Harmon 4-21; Walker 3-60; Miller 2-58; Butts 2-17; N. Lewis 1-39; Brennan 1-8; Bienenmy 1-(-4).

PASSING

- CHIEFS** — Krieg 16-34-233, 0 TDs, 2 INTs.
- CHARGERS** — Humphries 14-23-199, 0 TDs, 0 INTs.

INTERCEPTIONS

- CHIEFS** — None.
- CHARGERS** — Carrington 1-40; O'Neal 1-3.

SACKS

- CHIEFS** — Thomas 1.5; Bayless 1.0; A. Lewis 1.0; N. Smith 1.0; Griffin 0.5.
- CHARGERS** — Grossman 2.5; Lee 2.0; O'Neal 2.0; Winter 0.5.

FIELD GOALS

- CHIEFS** — None.
- CHARGERS** — Corney 52S (34)



San Diego stuffs the Chiefs offense, sacking QB Dave Krieg 7.0 times in a shutout win.



1993 AFC WILD CARD PLAYOFF GAME

Chiefs 27, Steelers 24 (OT)

January 8, 1994 • Arrowhead Stadium • 74,515



PITTSBURGH	7	10	0	7	0	—	24
KANSAS CITY	7	0	3	14	3	—	27

It took an extra session to settle the score in the initial postseason match-up between Kansas City and Pittsburgh, but the Chiefs would eventually prevail, 27-24. A blocked punt and the last-minute heroics of QB Joe Montana – who was making his first playoff appearance with Kansas City – helped the Chiefs send the game to overtime where K Nick Lowery's 32-yard FG was the difference in the franchise's first OT playoff contest since the '62 AFL Championship Game.

Pittsburgh head coach Bill Cowher had previously served as both a player and assistant coach under Marty Schottenheimer before taking over the fortunes of the Steelers. Early on, the pupil appeared to have the upper hand as Pittsburgh held a 17-7 halftime lead thanks to a pair of TD passes from QB Neil O'Donnell. WR Andre Cooper hauled one in from 10 yards out and WR Ernie Mills caught a 26-yarder with just 0:18 left in the first half.

Kansas City's lone score of the first half came when QB Dave Krieg – who made a brief appearance for an injured Montana – delivered a 23-yard TD completion to WR J.J. Birden in the first quarter. A 23-yard FG in the third quarter would cut the Pittsburgh lead to 17-10, setting the stage for a fantastic finish.

Montana guided the squad on a nine-play, 80-yard drive to open the quarter, culminating with a two-yard TD trot by RB Marcus Allen, who was also making his initial postseason appearance with the Red and Gold. With the score tied at 17-17, O'Donnell answered with a nine-play, 74-yard drive, hitting TE Eric Green for a 22-yard score to put Pittsburgh back ahead with 4:11 left in regulation.

After KC went three-and-out on its next possession, the Steelers had a chance to run out the clock when they got the ball back with 3:00 remaining. However, the Chiefs defense would hold, setting the stage for Kansas City's special teams to swing the momentum back in favor of the home squad. TE Keith Cash swatted down P Mark Royals' punt, which was recovered by WR Fred Jones who returned the ball to the Pittsburgh nine-yard line.

Facing fourth-and-goal from the seven with 1:48 left, the ever-cool Montana found WR Tim Barnett in the back of the end zone to even the count at 24-24. KC's defense would force Pittsburgh three-and-out once again, giving Montana and the Chiefs one final shot in regulation, but a 43-yard FG attempt from Lowery sailed wide right with 0:13 remaining, sending the game to overtime.

Kansas City won the toss, but was unable to move the ball. Pittsburgh got to midfield before it was forced to punt, setting up one final drive by Montana. After starting on their own 20-yard line, KC moved to midfield and was deep in Pittsburgh territory after Montana hit Cash on an 18-yard strike. Five plays later, Lowery took the field on third down and drove the game-winning 32-yard FG through the uprights with 3:57 showing on the clock.

- STEELERS** — Cooper, 10-yard pass from O'Donnell (Anderson kick) (9-66, 5:00).
- CHIEFS** — Birden, 23-yard pass from Krieg (Lowery kick) (7-75, 2:21).
- STEELERS** — Anderson, 30-yard field goal (15-63, 7:05).
- STEELERS** — Mills, 26-yard pass from O'Donnell (Anderson kick) (6-51, 0:37).
- CHIEFS** — Lowery, 23-yard FG (11-49, 5:11).
- CHIEFS** — Allen, 2-yard run (Lowery kick) (9-80, 5:18).
- STEELERS** — Green, 22-yard pass from O'Donnell (Anderson kick) (9-74, 4:47).
- CHIEFS** — Barnett, 7-yard pass from Montana (Lowery kick) (4-9, 0:46).
- CHIEFS** — Lowery, 32-yard FG (11-66, 5:59).

Team Statistics	Steelers	Chiefs
First Downs	21	28
Total Net Yards	369	401
Rushes/Net Yards	35/97	33/125
Net Passing	272	276
Pass Attempts/Completions	42/23	44/29
Had Intercepted	0	0
Sacked/Yards Lost	3/14	4/23
Punts/Average	7/38.3	6/44.8
Penalties/Yards	5/40	5/25
Fumbles/Lost	1/0	0/0
Possession Time	34:58	36:05

RUSHING

- CHIEFS** — Allen 21-67, TD; Anders 5-27; Montana 4-13; McNair 2-9, Jones 1-9.
- STEELERS** — L. Thompson 25-60; Hoge 6-27; Stone 3-11; O'Donnell 1-(-1).

RECEIVING

- CHIEFS** — Cash 7-56; Birden 6-72, TD; Allen 4-29; Anders 3-30; Barnett 3-30, TD; Davis 2-47; Hayes 2-11; Hughes 1-15; McNair 1-9.
- STEELERS** — Graham 7-96; Mills 4-60, TD; Hoge 3-43; Stone 3-36; L. Thompson 3-4; Green 2-37, TD; Cooper 1-10, TD.

PASSING

- CHIEFS** — Montana 28-43-276, 1 TD, 0 INTs; Krieg 1-1-23, 1 TD, 0 INTs.
- STEELERS** — O'Donnell 23-42-286, 3 TDs, 0 INTs.

INTERCEPTIONS

- CHIEFS** — None.
- STEELERS** — None.

SACKS

- CHIEFS** — N. Smith 2.0; Bayless 1.0.
- STEELERS** — G. Williams 3.0; Lloyd 1.0.

FIELD GOALS

- CHIEFS** — Lowery (23) 43WR (32).
- STEELERS** — Anderson (30).



1993 AFC DIVISIONAL PLAYOFF GAME

Chiefs 28, Oilers 20

January 16, 1994 • Astrodome • 64,011



KANSAS CITY	0	0	7	21	—	28
HOUSTON	10	0	0	10	—	20

Kansas City pulled a huge upset over heavily-favored Houston to advance to its first-ever AFC Championship Game with a 28-20 victory at the Astrodome. The contest marked the Chiefs first road playoff win since claiming a 17-7 triumph at Oakland in the '69 AFL Championship Game.

Houston was the NFL's hottest team heading into the playoffs, owning 11 consecutive wins to close the regular season and showed no signs of cooling down after jumping out to a 10-0 lead in the first quarter over the Chiefs. An interception by CB Steve Jackson on KC's first drive set up a 49-yard FG by K Al Del Greco, while an 11-play, 80-yard Oilers scoring march was capped by a two-yard RB Gary Brown TD run.

Houston's defense had proclaimed the Astrodome as "The House of Pain," but it was Kansas City's defense which began to inflict some damage, registering three sacks and forcing three fumbles in the second quarter alone. While the Chiefs offense couldn't capitalize, it would be a sign of things to come. Kansas City finished the game with a team playoff-record 9.0 sacks and seven forced fumbles, including a pair of sacks apiece by CB Albert Lewis, LB Derrick Thomas, S Bennie Thompson and DT Joe Phillips. Thomas and DE Neil Smith each had two forced fumbles, as well.

The Chiefs finally got on the board in the third quarter when QB Joe Montana threw a seven-yard TD pass to TE Keith Cash, who emphatically spiked the ball into a banner bestowed with the likeness of Oilers defensive coordinator Buddy Ryan. But Cash's exclamation point was nothing compared to the mayhem that would ensue in the fourth quarter.

Another interception by Houston led to a 43-yard FG that put the Oilers ahead 13-7. But the Chiefs grabbed their first lead of the day just three plays later with an 11-yard TD catch by WR J.J. Birden. On the Oilers next play from scrimmage, Thomas unleashed his patented sack-and-strip maneuver on Moon with Chiefs DT Dan Saleaumua scooping up the loose ball at the Houston 20-yard line. This time Montana – who finished the contest with 299 yards – found WR Willie Davis for an 18-yard TD to push the Chiefs advantage to 21-13.

But the Oilers wouldn't go away. Moon – who compiled 306 yards on the day – promptly responded with a seven-yard scoring strike to WR Ernest Givins to pull Houston to within 21-20. Kansas City would produce a one-two knockout combination on its next drive. Cash snared a 41-yard pass from Montana on a third-and-one situation from the KC 30-yard line. Then faced with third-and-two at the Houston 21-yard line, RB Marcus Allen burst through the middle of the line for a 21-yard TD dash to make the score 28-20.

A final sack from Thomas would all but seal the Oilers fate as the Chiefs turned "The House of Pain" into a house of horrors for Houston in the final NFL postseason game ever played in the Astrodome.

- OILERS** — Del Greco, 49-yard FG (4-8, 1:13).
- OILERS** — Brown, 2-yard run (Del Greco kick) (11-80, 6:30).
- CHIEFS** — Cash, 7-yard pass from Montana (Lowery kick) (7-71, 3:30).
- OILERS** — Del Greco, 43-yard FG (4-1, 1:59).
- CHIEFS** — Birden, 11-yard pass from Montana (Lowery kick) (2-71, 0:59).
- CHIEFS** — Davis, 18-yard pass from Montana (Lowery kick) (3-12, 0:42).
- OILERS** — Givins, 7-yard pass from Moon (Del Greco kick) (9-80, 4:09).
- CHIEFS** — Allen, 21-yard run (Lowery kick) (6-79, 1:40).

Team Statistics	Oilers	Chiefs
First Downs	19	18
Total Net Yards	277	354
Rushes/Net Yards	14/39	18/71
Net Passing	238	283
Pass Attempts/Completions	43/32	38/22
Had Intercepted	1	2
Sacked/Yards Lost	9/68	2/16
Punts/Average	5/48.6	5/45.0
Penalties/Yards	3/63	7/51
Fumbles/Lost	7/2	0/0
Possession Time	35:42	24:18

RUSHING

- CHIEFS** — Allen 14-74, TD; Anders 1-0; Montana 1-(-1); Krieg 2-(-2).
- OILERS** — Moon 3-22; Brown 11-17, TD.

RECEIVING

- CHIEFS** — Birden 6-60, TD; Davis 5-96, TD; Cash 4-80, TD; Barnett 2-24; McNair 2-9; Allen 1-12; Hayes 1-9; F. Jones 1-9.
- OILERS** — Jeffires 9-88; Givins 7-63, TD; Wellman 6-80; Duncan 6-49; Brown 4-26.

PASSING

- CHIEFS** — Montana 22-38-299, 3 TDs, 2 INTs; Krieg 0-0-0, 0 TDs, 0 INTs.
- OILERS** — Moon 32-43-306, 1 TD, 1 INT.

INTERCEPTIONS

- CHIEFS** — Mincy 1-12.
- OILERS** — Jackson 1-14; Hoage 1-0.

SACKS

- CHIEFS** — Lewis 2.0; Phillips 2.0; D. Thomas 2.0; B. Thompson 2.0; N. Smith 1.0.
- OILERS** — Fuller 1.0; Lathon 1.0.

FIELD GOALS

- CHIEFS** — None.
- OILERS** — Del Greco (49) (43).



1993 AFC CHAMPIONSHIP GAME

Bills 30, Chiefs 13

January 23, 1994 • Rich Stadium • 76,642



KANSAS CITY	6	0	7	0	—	13
BUFFALO	7	13	0	10	—	30

The Chiefs knew that they had to stop the run in order to dethrone the reigning three-time AFC Champion Buffalo Bills on their home turf. Unfortunately, the 229 rushing yards amassed by the Bills provided all that was necessary in a 30-13 AFC Championship Game setback at Rich Stadium. Although the Chiefs were outgained by just 51 yards (389 to 338), they allowed RB Thurman Thomas to gain 186 of Buffalo's 229 rushing yards.

Kansas City was in uncharted territory as the club was playing in its first-ever AFC title game and vying for its first Super Bowl appearance since '69, while the Bills were playing in an unprecedented fourth straight AFC Championship Game.

Neither team's offense was able to move the ball effectively at the start of the first quarter. Midway through the frame, though, Thomas would start to get on track as his easy 12-yard TD scamper gave the Bills a 7-0 lead.

But Kansas City would answer. QB Joe Montana orchestrated a 10-play, 52-yard drive that culminated with a 31-yard FG by K Nick Lowery. S Bennie Thompson then forced Bills WR Russell Copeland to fumble on the ensuing kickoff. WR Fred Jones scooped up the loose ball, setting the stage for another 31-yard FG to cut Buffalo's lead to one as the first quarter came to a close.

The second quarter was all Buffalo as the club scored on three straight possessions, getting a three-yard TD run from Thomas and FGs of 23 and 25 yards from K Steve Christie. The Chiefs had a chance to cut into the lead as the half ended, but a pass by Montana slipped through the hands of FB Kimble Anders, stationed in the end zone, and into the waiting arms of Buffalo S Henry Jones. The Bills took a 20-6 lead into the half as Thomas had already amassed 129 yards on the ground.

The Chiefs got the ball to open the second half, but three plays into the third quarter Montana was slammed to the turf by S Matt Darby and LB Darryl Talley, suffering a concussion on the play. Montana was sidelined for the remainder of a very chilly afternoon as QB Dave Krieg came off the bench.

With 2:58 left in the third quarter, Kansas City shaved the Bills lead to seven points with a 14-play, 90-yard drive that culminated in a one-yard plunge by RB Marcus Allen. But Buffalo countered with an 18-yard FG and a three-yard TD run by Thomas to make the count 30-13.

Kansas City's last legitimate comeback hope evaporated when Krieg was picked off at the goal line by CB James Williams with 3:23 left. Krieg would get the club as close as the Buffalo one-yard line on the Chiefs final drive, but it would not matter as time expired on Kansas City and its Super Bowl aspirations.

- BILLS** — T. Thomas, 12-yard run (Christie kick) (6-47, 1:52).
- CHIEFS** — Lowery, 31-yard FG (10-51, 4:45).
- CHIEFS** — Lowery, 31-yard FG (5-11, 1:35).
- BILLS** — T. Thomas, 3-yard run (Christie kick) (9-80, 3:37).
- BILLS** — Christie, 23-yard FG (10-41, 3:31).
- BILLS** — Christie, 25-yard FG (10-56, 3:55).
- CHIEFS** — Allen, 1-yard run (Lowery kick) (14-90, 7:18).
- BILLS** — Christie, 18-yard FG (14-79, 6:11).
- BILLS** — T. Thomas, 3-yard run (Christie kick) (8-52, 4:41).

Team Statistics	Bills	Chiefs
First Downs	30	22
Total Net Yards	389	338
Rushes/Net Yards	46/229	21/52
Net Passing	160	286
Pass Attempts/Completions	27/17	52/25
Had Intercepted	0	2
Sacked/Yards Lost	0/0	4/37
Punts/Average	4/33.3	6/40.8
Penalties/Yards	2/10	6/29
Fumbles/Lost	1/1	1/0
Possession Time	30:40	29:20

RUSHING

- CHIEFS** — Allen 18-50, TD; Anders 2-1; Montana 1-1.
- BILLS** — T. Thomas 33-186, 3 TDs; K. Davis 10-31; Reed 1-8; Kelly 2-3.

RECEIVING

- CHIEFS** — Cash 6-87; W. Davis 5-57; Birden 4-60; Allen 2-36; McNair 2-33; Hayes 2-14; E. Thompson 1-12; Hughes 1-11; Anders 1-7; Szott 1-6.
- BILLS** — Reed 4-49; Brooks 4-34; Metzelaars 4-29; T. Thomas 2-22; Beebe 2-19; McKeller 1-7.

PASSING

- CHIEFS** — Montana 9-23-125, 0 TDs, 1 INT; Krieg 16-29-198, 0 TDs, 1 INT.
- BILLS** — Kelly 17-27-160, 0 TDs, 0 INTs.

INTERCEPTIONS

- CHIEFS** — None.
- BILLS** — H. Jones 1-15; J. Williams 1-0.

SACKS

- CHIEFS** — None.
- BILLS** — Hansen 1.0; B. Smith 1.0; Talley 1.0; Wright 1.0.

FIELD GOALS

- CHIEFS** — Lowery (31) (31).
- BILLS** — Christie (23) (25) (18).



1994 AFC WILD CARD PLAYOFF GAME

Dolphins 27, Chiefs 17

December 31, 1994 • Joe Robbie Stadium • 67,487



KANSAS CITY	14	3	0	0	—	17
MIAMI	7	10	10	0	—	27

In a game that proved to be the final contest of QB Joe Montana's legendary career, the Chiefs signal-caller provided a dramatic first-half showdown with fellow Western Pennsylvania native, Dolphins QB Dan Marino. But after these two legendary passers dueled to a 17-17 halftime tie, Miami pulled away in the second half behind Marino for a 27-17 victory.

The Chiefs outgained Miami by a 414-to-381 margin in total yardage, but a pair of second-half turnovers and a staunch Dolphins defense was too much to overcome. Neither club was able to mount a substantial pass rush as Chiefs LB Derrick Thomas recorded the game's only sack in his return to his South Florida hometown.

Both quarterbacks were nearly flawless in the first 30 minutes as Montana completed 12 of 15 passes for 178 yards and two TDs, while Marino hit on 14 of 16 attempts for 162 yards and one score as the two squads each scored on their first three possessions.

Montana started the shootout by guiding an exquisite 11-play, 80-yard drive that was capped with a one-yard play-action TD toss to TE Derrick Walker. Marino immediately answered with a nearly-identical, 10-play, 72-yard march that ended with a one-yard plunge by RB Bernie Parmalee to tie the score at 7-7.

KC struck quickly on its next possession as Montana found FB Kimble Anders on a 67-yard screen pass that hit paydirt. The two clubs then traded field goals before Marino produced a monster, 13-play, 80-yard drive that consumed 5:50 off the clock. A one-yard TD pass to TE Ronnie Williams with 0:22 remaining in the second quarter ended an exquisite half of football with the score deadlocked at 17-17.

Marino picked up right where he left off on the opening possession of the second half, putting the Dolphins ahead 24-17 on a seven-yard scoring strike to WR Irving Fryar. But this time the Chiefs and Montana could not answer, going three-and-out on their next two drives. Meanwhile, Miami tacked on a 40-yard FG from K Pete Stoyanovich to go up 27-17.

The Dolphins defense then clamped down in the fourth quarter. CB J.B. Brown picked off a Montana pass in the end zone to thwart a golden scoring opportunity, while S Michael Stewart forced a rare fumble by RB Marcus Allen as KC crossed into Miami territory on its next possession.

Miami was then content to grind it out on the ground, consuming over five minutes off the clock before the Chiefs could regain possession. Montana managed to get Kansas City as close as the Dolphins 19-yard line before his final professional pass fell incomplete on fourth down as he attempted to find WR Willie Davis. He finished the game with 314 yards on 26-of-37 passing with two TDs and one INT, while Marino ended the day by completing 22 of 29 attempts for 257 yards with two TD passes and no INTs.

- CHIEFS** — D. Walker, 1-yard pass from Montana (Elliott kick) (11-80, 6:28).
- DOLPHINS** — Parmalee, 1-yard run (Stoyanovich kick) (10-72, 6:12).
- CHIEFS** — Anders, 57-yard pass from Montana (Elliott kick) (4-83, 1:40).
- DOLPHINS** — Stoyanovich, 40-yard FG (7-35, 3:25).
- CHIEFS** — Elliott, 21-yard FG (12-69, 6:03).
- DOLPHINS** — R. Williams, 1-yard pass from Marino (Stoyanovich kick) (13-80, 5:50).
- DOLPHINS** — Fryar, 7-yard pass from Marino (Stoyanovich kick) (6-64, 3:02).
- DOLPHINS** — Stoyanovich, 40-yard FG (10-59, 4:48).

Team Statistics	Dolphins	Chiefs
First Downs	22	24
Total Net Yards	381	414
Rushes/Net Yards	31/132	23/100
Net Passing	249	314
Pass Attempts/Completions	29/22	37/26
Had Intercepted	0	1
Sacked/Yards Lost	1/8	0/0
Punts/Average	3/43.3	2/40.0
Penalties/Yards	6/50	4/15
Fumbles/Lost	0/0	3/1
Possession Time	27:30	32:30

RUSHING

- CHIEFS** — Allen 14-64; Anders 5-17; Hill 2-14; Montana 2-5.
- DOLPHINS** — Parmalee 18-57, TD; Spikes 9-49; McDuffie 1-19; Marino 2-4; Craver 1-3.

RECEIVING

- CHIEFS** — Anders 6-103, TD; Allen 5-49; Birden 4-56; Cash 3-38; D. Walker 3-27, TD; Dawson 3-21; Hill 1-11; Davis 1-9.
- DOLPHINS** — Fryar 6-71, TD; Craver 4-35; Parmalee 2-34; Jackson 2-29; M. Williams 2-28; McDuffie 2-25; Saxon 2-24; Miller 1-10; R. Williams 1-1, TD.

PASSING

- CHIEFS** — Montana 26-37-314, 2 TDs, 1 INT.
- DOLPHINS** — Marino 22-29-257, 2 TDs, 0 INTs.

INTERCEPTIONS

- CHIEFS** — None.
- DOLPHINS** — Brown 1-24.

SACKS

- CHIEFS** — Thomas 1.0.
- DOLPHINS** — None.

FIELD GOALS

- CHIEFS** — Elliott (21).
- DOLPHINS** — Stoyanovich (40) (40).



1995 AFC DIVISIONAL PLAYOFF GAME

Colts 10, Chiefs 7

January 7, 1996 • Arrowhead Stadium • 77,594



INDIANAPOLIS	0	7	3	0	—	10
KANSAS CITY	7	0	0	0	—	7

Frigid conditions, four turnovers and three missed field goals contributed to one of the most shocking upsets in Chiefs history as Kansas City (13-3) suffered a 10-7 loss to Indianapolis (9-7) at Arrowhead.

A kickoff temperature of 11 degrees and a wind chill of -9 seemingly did little to faze the dome-dwelling Colts. Indianapolis didn't lose any of its four fumbles and despite missing two field goals, it still made one when it counted as Kansas City squandered a solid effort from its league-leading scoring defense and 94 rushing yards from Marcus Allen, the fourth-best total in KC playoff history.

The Chiefs got off to a promising start, putting together a five-play, 62-yard TD drive on their third possession of the game. That march culminated with a 20-yard scoring pass from QB Steve Bono to WR Lake Dawson to give Kansas City its only score of the day and a 7-0 lead.

Colts QB Jim Harbaugh then made arguably the biggest play of the game on Indianapolis' next possession. Facing third-and-11 at his own 22-yard line, Harbaugh scrambled for an 18-yard gain. The Colts would convert six times on either third or fourth down on the drive, including a five-yard TD catch by WR Floyd Turner on third down which capped an 18-play, 77-yard drive that ate 8:40 off the clock and tied the count at 7-7.

Indianapolis K Cary Blanchard was short on a 47-yard FG after a KC fumble. Chiefs K Lin Elliott had a shot to put his team ahead with 0:12 left in the first half, but he was wide right from 35 yards out as the contest remained tied at halftime.

Kansas City boasted an NFL-best +12 turnover differential during the regular season and forced its only takeaway of the day when CB Mark Collins picked off Harbaugh. But just two plays later, Bono was intercepted by CB Ashley Ambrose, setting up a 30-yard Blanchard FG to put Indianapolis ahead 10-7 with 2:48 left in the third quarter.

KC's defense kept it close in the final 15 minutes, but it was not enough. Elliott was wide right on a 39-yard FG to open the fourth quarter and Bono was picked off by LB Quentin Coryatt on the Chiefs next possession. KC still appeared to have a shot when Blanchard's 49-yard FG fell short with 5:44 left in the game, but three plays later Bono was picked off by CB Eugene Daniel. However, the Chiefs defense held once again, setting the stage for one final drive with 4:12 remaining in the contest.

QB Rich Gannon came on in relief of Bono and took over at the Chiefs 18-yard line. He methodically moved the club downfield, converting three third downs, including a 14-yard scramble that put Kansas City at the Colts 25-yard line with 0:56 left. Gannon narrowly missed WR Lake Dawson in the end zone on third down, setting the stage for a final field goal attempt by Elliott from 42 yards out. But the kick sailed wide left as Indianapolis claimed a 10-7 victory and advanced to the AFC Championship Game.

- CHIEFS** — Dawson, 20-yard pass from Bono (Elliott kick) (5-62, 2:28).
COLTS — Turner, 5-yard pass from Harbaugh (Blanchard kick) (18-77, 8:40).
COLTS — Blanchard, 30-yard FG (9-35, 4:35).

Team Statistics	Colts	Chiefs
First Downs	16	15
Total Net Yards	249	281
Rushes/Net Yards	39/147	28/129
Net Passing	102	152
Pass Attempts/Completions	27/12	33/16
Had Intercepted	1	3
Sacked/Yards Lost	2/10	0/0
Punts/Average	6/36.5	4/36.8
Penalties/Yards	6/38	3/29
Fumbles/Lost	4/0	1/1
Possession Time	33:14	26:46

RUSHING

- CHIEFS** — Allen 21-94; Gannon 2-19; Anders 5-16.
COLTS — Warren 20-76; Harbaugh 9-48; Crockett 6-12; Humphrey 4-11.

RECEIVING

- CHIEFS** — Anders 7-44; Dawson 4-70, TD; Allen 2-21; Slaughter 2-10; Walker 1-7.
COLTS — Dawkins 4-37; Bailey 2-37; Warren 2-18; Turner 2-15, TD; Crockett 2-5.

PASSING

- CHIEFS** — Bono 11-25-122, 1 TD, 3 INTs; Gannon 5-8-30, 0 TDs, 0 INTs.
COLTS — Harbaugh 12-27-112, 1 TD, 1 INT.

INTERCEPTIONS

- CHIEFS** — Collins 1-0.
COLTS — Daniel 1-13; Coryatt 1-10; Ambrose 1-2.

SACKS

- CHIEFS** — Booker 1.0; N. Smith 1.0.
COLTS — None.

FIELD GOALS

- CHIEFS** — Elliott 35WR 39WL 42WL.
COLTS — Blanchard 47S (30) 49S.



LB Derrick Thomas, DE Neil Smith and the Chiefs can't overcome the combination of bone-chilling cold and Colts QB Jim Harbaugh.



1997 AFC DIVISIONAL PLAYOFF GAME

Broncos 14, Chiefs 10

January 4, 1998 • Arrowhead Stadium • 76,965



DENVER	0	7	0	7	—	14
KANSAS CITY	0	0	10	0	—	10

The two teams with the AFC's best regular season records squared off as Kansas City (13-3) and Denver (12-4) met for the first time in postseason play. The Chiefs boasted the NFL's top scoring defense (14.5 ppg), while the Broncos owned the league's number one scoring offense (29.5 ppg). But it was Denver that claimed a 14-10 victory in what would be the final contest of RB Marcus Allen's storied Hall of Fame career.

Kansas City outgained Denver by 303 to 272 total yards and held a +2 edge in the turnover column, but an inability to put points on the board in several key situations cost the Chiefs a chance to host the AFC Championship Game. After the two teams battled through a scoreless first quarter, KC appeared to get on the board first, but was flagged for holding on a 34-yard FG by K Pete Stoyanovich, who had missed just one FG during the regular season. However, Stoyanovich's ensuing 44-yard attempt went wide left to leave the count at 0-0.

Denver QB John Elway then marched the Broncos on an eight-play, 65-yard scoring drive that culminated with a one-yard TD run by RB Terrell Davis, who would finish the game with 25 carries for 101 yards. KC could not get back into scoring range, as the Broncos took a 7-0 lead into the intermission.

Chiefs QB Elvis Grbac opened the second half with a 34-yard pass to WR Andre Rison, who finished the day with 110 receiving yards, the third-highest total in Chiefs postseason history. The game's most pivotal sequence would follow. Facing third-and-goal at the Denver three, Grbac connected with rookie TE Tony Gonzalez, who appeared to be forced out of the end zone by Broncos CB Darrien Gordon. However, the play was ruled an incompleteness, forcing the Chiefs to settle for a 20-yard FG to cut the gap to 7-3.

With Denver poised at the Kansas City 11-yard line on its next drive, Chiefs DE John Browning forced a fumble by RB Derek Loville to thwart a Broncos scoring opportunity. After both squads exchanged punts, Grbac found WR Joe Horn on a 50-yard strike to set up a 12-yard TD pass to Gonzalez, giving the Chiefs a short-lived 10-7 advantage. However, Davis found paydirt from one-yard out on the Broncos ensuing drive to retake the lead at 14-10.

KC got as deep as the Denver 31-yard line on its next possession and lined up in field goal formation on fourth-and-six, but holder P Louie Aguiar ran with the ball and was tackled three yards short of a first down. Kansas City began its last possession with 4:04 left. Grbac found Rison for a 23-yard gain to move KC to the Broncos 28 with 1:51 left as the Chiefs used their final time out. Facing fourth-and-two at the Denver 20-yard line with 0:19 remaining, Grbac's final pass into the end zone was batted down by Gordon as Denver held on to claim the 14-10 victory.

- BRONCOS** — T. Davis, 1-yard run (Elam kick) (8-65, 4:51).
- CHIEFS** — Stoyanovich, 20-yard FG (11-67, 5:18).
- CHIEFS** — Gonzalez, 12-yard pass from Grbac (Stoyanovich kick) (4-65, 1:35).
- BRONCOS** — T. Davis, 1-yard run (Elam kick) (6-49, 2:38).

Team Statistics	Broncos	Chiefs
First Downs	16	18
Total Net Yards	272	303
Rushes/Net Yards	32/109	24/77
Net Passing	163	226
Pass Attempts/Completions	19/10	37/24
Had Intercepted	0	0
Sacked/Yards Lost	1/7	4/34
Punts/Average	6/36.2	5/46.4
Penalties/Yards	8/64	7/65
Fumbles/Lost	4/2	2/0
Possession Time	28:54	31:06

RUSHING

- CHIEFS** — Allen 12-37; Grbac 4-22; Anders 3-9; Bennett 3-4; Aguiar 1-3; Hill 1-2.
- BRONCOS** — T. Davis 25-101, 2 TDs; Griffith 4-9; Loville 2-0; Elway 1-(-1).

RECEIVING

- CHIEFS** — Rison 8-110; Popson 5-26; Gonzalez 3-26, TD; Dawson 2-20; Anders 2-4; Horn 1-50; Hughes 1-13; Allen 1-8; Vanover 1-3.
- BRONCOS** — McCaffrey 3-56; Sharpe 2-33; R. Smith 2-19; Carswell 1-26; Green 1-19; T. Davis 1-17.

PASSING

- CHIEFS** — Grbac 24-37-260, 1 TD, 0 INTs.
- BRONCOS** — Elway 10-19-170, 0 TDs, 0 INTs.

INTERCEPTIONS

- CHIEFS** — None.
- BRONCOS** — None.

SACKS

- CHIEFS** — Woods 1.0.
- BRONCOS** — N. Smith 2.0; A. Williams 2.0.

FIELD GOALS

- CHIEFS** — Stoyanovich 44W/L (20).
- BRONCOS** — None.



QB John Elway and the Broncos do just enough to slip past the Chiefs at Arrowhead.



2003 AFC DIVISIONAL PLAYOFF GAME

Colts 38, Chiefs 31

January 11, 2004 • Arrowhead Stadium • 79,159



INDIANAPOLIS	14	7	10	7	—	38
KANSAS CITY	3	7	14	7	—	31

The NFL's top two scoring offenses and two of the game's brightest stars battled in an offensive shootout at Arrowhead in which Indianapolis prevailed by a 38-31 margin. RB Priest Holmes finished the game with a Chiefs single-game postseason record 176 rushing yards and tied a club playoff record with two rushing TDs. Colts QB Peyton Manning was just as good, throwing for 304 yards with three scores and posting an impeccable 138.8 rating.

In a game that featured no punts, just one turnover and only five total penalties, Manning's nearly-perfect performance kept the Colts one step ahead of Kansas City all afternoon. It marked just the third time in NFL postseason history that neither team was forced to punt and was the first time it had occurred since the '82 NFL Playoffs. Kansas City would draw within seven points three times in the second half, but Manning always had an answer.

Manning, the NFL's Co-MVP, opened the game with a 29-yard TD pass to WR Brandon Stokley. Kansas City would answer with a 22-yard field goal from Morten Andersen when Holmes was stopped on third-and-goal from the three. However, Manning and company kept the pressure on with an 11-yard TD run from RB Edgerrin James for a 14-3 lead.

The Chiefs rallied back as Green found WR Dante Hall on a nine-yard TD, cutting the deficit to 14-10. However, the Colts put together another impressive march, as Manning again capped it with a two-yard TD strike to FB Tom Lopienski for a 21-10 lead.

The scoring torrent finally abated as the Chiefs failed to score on their final first-half possession, thanks to a 31-yard touchdown that was called back on an offensive pass interference call on TE Tony Gonzalez and a missed 31-yard field goal.

Holmes ripped off a 48-yard dash on the second play of the third quarter, but had the ball ripped loose by CB David Macklin who recovered the fumble at the Colts 22-yard line. Indianapolis would cash the turnover in with a 45-yard FG from K Mike Vanderjagt for a 24-10 lead.

Holmes would exact revenge on the Chiefs next drive as he accounted for 44 yards rushing and a one-yard TD dive. After a Manning-to-Reggie Wayne TD pass boosted the Colts margin to 31-17 late in the third quarter, WR Dante Hall responded by returning the ensuing kickoff 92 yards for his second TD of the game. Hall's 208 kickoff return yards on the day set a Chiefs single-game postseason record and were the third-highest total in NFL postseason history.

Indianapolis would answer with a one-yard TD from James, building an insurmountable 38-24 lead. The Chiefs made it interesting though as Holmes scored on a one-yard TD run with 4:22 remaining to make the score 38-31. But Kansas City's defense couldn't get the ball back until just 0:08 remained on the clock, leaving the Chiefs out of time for a comeback.

- COLTS** — Stokley, 29-yard pass from Manning (Vanderjagt kick) (10-70, 5:40).
- CHIEFS** — Andersen, 22-yard field goal (11-73, 5:42).
- COLTS** — James, 11-yard run (Vanderjagt kick) (6-76, 3:01).
- CHIEFS** — Hall, 9-yard pass from Green (Andersen kick) (12-77, 7:02).
- COLTS** — Lopienski, 2-yard pass from Manning (Vanderjagt kick) (9-71, 4:06).
- COLTS** — Vanderjagt, 45-yard field goal (11-51, 5:08).
- CHIEFS** — Holmes, 1-yard run (Andersen kick) (8-55, 3:58).
- COLTS** — Wayne, 19-yard pass from Manning (Vanderjagt kick) (7-64, 3:38).
- CHIEFS** — Hall, 92-yard kickoff return (Andersen kick) (0-0, 0:13).
- COLTS** — James, 1-yard run (Vanderjagt kick) (10-81, 5:21).
- CHIEFS** — Holmes, 1-yard run (Andersen kick) (17-76, 6:52).

Team Statistics	Colts	Chiefs
First Downs	27	24
Total Net Yards	434	408
Rushes/Net Yards	32/142	30/196
Net Passing	292	212
Pass Attempts/Completions	30/22	30/18
Had Intercepted	0	0
Times Sacked/Yards	1.0/12.0	0.0/0.0
Punts/Average	0/0.0	0/0.0
Penalties/Yards	1/5	4/30
Fumbles/Lost	0/0	1/1
Possession Time	32:13	27:47

RUSHING

- CHIEFS** — Holmes 24-176, 2 TDs; Green 3-18; Morton 1-5; Blaylock 2-(-3).
- COLTS** — James 26-125, 2 TDs; Rhodes 5-18; Manning 1-(-1).

RECEIVING

- CHIEFS** — Holmes 5-32; Gonzalez 4-55; Kennison 3-50; Hall 2-19, TD; Boerigter 1-21; Morton 1-14; Blaylock 1-11; Richardson 1-10.
- COLTS** — Harrison 6-98; Wayne 6-83, TD; Stokley 4-57, TD; Pollard 3-41; James 1-16; Davenport 1-7; Lopienski 1-2, TD.

PASSING

- CHIEFS** — Green 18-30-212, 1 TD, 0 INTs.
- COLTS** — Manning 22-30-304, 3 TDs, 0 INTs.

INTERCEPTIONS

- CHIEFS** — None.
- COLTS** — None.

SACKS

- CHIEFS** — Truluck 1.0.
- COLTS** — None.

FIELD GOALS

- CHIEFS** — Andersen (22) 31W/L.
- COLTS** — Vanderjagt (45).



2006 AFC WILD CARD PLAYOFF GAME

Colts 23, Chiefs 8

January 6, 2007 • RCA Dome • 57,215



KANSAS CITY0	0	8	0	—	8
INDIANAPOLIS6	3	7	7	—	23

The Chiefs fell behind 16-0 in an AFC Wild Card contest at Indianapolis and never could find the offensive rhythm to get back into the game, falling by a score of 23-8 at the RCA Dome. The Colts outgained the Chiefs by a 435-to-126 margin in total yards and limited Kansas City to just one-of-11 on third downs.

Despite a valiant defensive effort by Kansas City that held the Colts third-ranked offense out of the end zone for over 40 minutes, Indy shut down the Chiefs offensive attack. The Colts dominated nearly every category of the first half, but KC's defense kept them in the game by forcing three QB Peyton Manning INTs and relinquishing three first-half FGs, instead of TDs.

The Chiefs went three plays and out on each of their six first-half possessions and the Colts capitalized on three of their ensuing drives. On Indianapolis' first drive rookie RB Joseph Addai ripped off runs of 10 and nine yards to set up a 48-yard field goal.

On the Colts second drive Manning and WR Marvin Harrison converted on third-and-eight with a 42-yard pass to the Chiefs 25-yard line. Indianapolis would reach the KC one-yard line, but like they did on the first drive the Chiefs defense forced them to settle for a 19-yard K Adam Vinatieri field goal and a 6-0 lead.

The Chiefs squandered a golden opportunity to take the lead in the second quarter. CB Ty Law — who is no stranger to the playoffs with 13 postseason starts — intercepted Manning for his fifth postseason INT and returned it to the Colts nine-yard line. RB Larry Johnson ran the ball to the two, setting up third-and-goal. However QB Trent Green fell on third down after being stepped on as he pulled from center. Things got worse for Kansas City when K Lawrence Tynes' 23-yard field goal try hit the left upright, leaving the score at 6-0.

Kansas City dodged another bullet when rookie S Jarrad Page picked off Manning at the KC two-yard line with 1:50 left in the first half. However, once again the Chiefs offense couldn't move the ball and the Colts were able to sneak in a third field goal, this time from 50 yards out, to make it 9-0 at intermission.

Manning would throw his third INT of the game on the opening possession of the second half, as Law snared his sixth postseason INT, his fifth career playoff pickoff of Manning. The Chiefs couldn't convert the turnover into points and instead watched Indianapolis rattle off a 12-play, 89-yard TD drive. Manning completed four passes before Addai scored on a six-yard TD run to increase the Colts lead to 16-0.

With 3:38 remaining in the third quarter, the Chiefs finally notched their initial first down of the game on a six-yard pass from Green to TE Tony Gonzalez. That jumpstarted the offense as they would rattle off 60 yards en route to a Green-to-Gonzalez six-yard TD. A successful two-point conversion from Green to TE Kris Wilson cut the Colts lead to 16-8 after three quarters.

The one-possession deficit would not last long however as the Colts engineered a back-breaking, nine-play, 71-yard scoring drive that finished with a Manning-to-WR Reggie Wayne five-yard TD and moved Indianapolis ahead by a 23-8 margin.

The Chiefs still had hope with 4:00 left when they moved the ball to the Indy 26-yard line, but Green was sacked and stripped by DE Robert Mathis. Indianapolis would register its third turnover of the game on Kansas City's final possession, clinching the Colts 23-8 win.

COLTS — Vinatieri, 48-yard field goal (10-39, 4:51).

COLTS — Vinatieri, 19-yard field goal (10-68, 4:57).

COLTS — Vinatieri, 50-yard field goal (6-33, 0:50).

COLTS — Addai, 6-yard run (Vinatieri kick) (12-89, 6:56).

CHIEFS — Gonzalez, 6-yard pass from Green (Green-Wilson pass) (8-60, 4:06).

COLTS — Wayne, 5-yard pass from Manning (Vinatieri kick) (9-71, 4:52).

Team Statistics	Colts	Chiefs
First Downs	28	7
Total Net Yards	435	126
Rushes/Net Yards	40/188	17/44
Net Passing	247	82
Pass Attempts/Completions	39/31	24/14
Had Intercepted	3	2
Times Sacked/Yards	1.0/5.0	4.0/25.0
Punts/Average	2/38.0	6/52.3
Penalties/Yards	3/40	2/13
Fumbles/Lost	1/0	2/1
Possession Time	39:23	20:37

RUSHING

CHIEFS — L. Johnson 13-32; D. Hall 2-14; Bennett 1-1; Green 1-(-3).

COLTS — Addai 25-122, TD; Rhodes 13-68; Manning 2-(-2).

RECEIVING

CHIEFS — L. Johnson 5-29; Gonzalez 4-25, TD; Wilson 2-29; D. Hall 2-12; Bennett 1-12.

COLTS — Clark 9-103; Addai 7-26; Wayne 5-36, TD; Harrison 2-48; Rhodes 2-24; Moorehead 2-18; Utecht 2-17; Fletcher 1-(-4); Boiman 1-(-16).

PASSING

CHIEFS — Green 14-24-107, 1 TD, 2 INTs.

COLTS — Manning 30-38-268, 1 TD, 3 INTs; Smith 1-1-(-16), 0 TDs, 0 INTs.

INTERCEPTIONS

CHIEFS — Law 2-43; Page 1-12.

COLTS — Sanders 1-17; Bethea 1-16.

SACKS

CHIEFS — Surtain 1.0.

COLTS — Freney 2.0; McFarland 1.0; Mathis 0.5; Schobel 0.5.

FIELD GOALS

CHIEFS — Tynes 23LU.

COLTS — Vinatieri (48) (19) (50).



CB Ty Law helps the Colts offense in check with two interceptions of QB Peyton Manning.



2010 AFC WILD CARD PLAYOFF GAME

Baltimore 30, Chiefs 7

January 9, 2011 • Arrowhead Stadium • 72,190



BALTIMORE	3	7	13	7	—	30
KANSAS CITY	7	0	0	0	—	7

The Chiefs were within striking distance at halftime, trailing by only a 10-7 margin, but four second-half turnovers doomed Kansas City as Baltimore pulled away for a 30-7 victory. The Chiefs defense registered 4.0 sacks, including 2.0 from LB Tamba Hali.

The Chiefs won the toss, deferred to the second half and kicked off to open the game. Baltimore promptly moved down field and was poised with first and goal at the Chiefs one-yard line, but Kansas City's defense made a goal-line stand, rebuffing the Ravens on three straight plays. QB Joe Flacco's third-down pass was broken up by S Eric Berry, setting up a 19-year K Billy Cundiff FG that gave Baltimore a 3-0 lead.

Kansas City went three and out on its opening drive. On Baltimore's ensuing possession, Hali recorded a sack and strip of Flacco and jumped on the ball, giving the Chiefs great field position at the Baltimore 46-yard line. Two plays later, RB Jamaal Charles reeled off a 41-yard TD scamper, the longest postseason TD run in team history, to put the Chiefs up 7-3 with 2:09 left in the first quarter.

On Kansas City's next possession, a Charles fumble set up Baltimore at their own 45, but KC's defense held. The teams exchanged punts before Flacco and company again moved into Chiefs territory. A nine-yard TD pass from Flacco to RB Ray Rice put the Ravens up 10-7 with 0:19 left to play before halftime, capping an 11-play, 80-yard scoring drive.

On the third play of the third quarter QB Matt Cassel's pass intended for TE Tony Moeaki was batted into the air and intercepted by S Haruki Nakamura. However, a hustling Charles stripped and recovered the ball at the KC 32-yard line, giving the Chiefs a fresh set of downs.

Kansas City moved the ball to the Baltimore 33-yard line, but Charles was thrown for a four-yard loss on fourth and one. Cundiff knocked through a 29-yard FG on the Ravens ensuing drive, extending their lead to 13-7 with 6:36 left in the third quarter.

Chiefs WR Dexter McCluster fumbled the ball on Kansas City's ensuing possession, setting up Baltimore at the Chiefs 17-yard line. Cundiff connected on another 29-yard FG, putting the Ravens up 16-7 with 4:20 left in the third quarter.

Two plays later, Cassel's pass for Moeaki was intercepted by S Dawan Landry, putting the Ravens at the Kansas City 21-yard line. Flacco then hit WR Anquan Boldin in the back of the end zone for a four-yard TD pass, pushing the Ravens advantage to 23-7.

On the first play of Kansas City's next drive, Cassel fumbled the ball and it was recovered by the Ravens. Head Coach Todd Haley challenged the play and the ruling on the field was overturned to an incomplete pass. The Chiefs were eventually forced to punt. Ravens RB Willis McGahee delivered the game's final score as he broke free for a 25-yard TD, extending Baltimore's lead to 30-7 with 4:26 left in the game.

Kansas City took over at the 40-yard line after the Ravens kickoff went out of bounds. Cassel was sacked twice on the drive and his fourth-down pass was intercepted by CB Josh Wilson at the Baltimore 34-yard line. Baltimore was able to run out the clock to seal the victory.

- BAL** — Cundiff, 19-yard field goal (14-69, 5:59).
- KC** — Charles, 41-yard run (Succop kick) (2-46, 0:49).
- BAL** — Rice, 9-yard pass from Flacco (Cundiff kick) (11-80, 5:30).
- BAL** — Cundiff, 29-yard field goal (7-51, 3:02).
- BAL** — Cundiff, 29-yard field goal (4-6, 1:20).
- BAL** — Boldin, 4-yard pass from Flacco (Cundiff kick) (6-31, 2:59).
- BAL** — McGahee, 25-yard run (Cundiff kick) (15-80, 10:20).

Team Statistics	Ravens	Chiefs
First Downs	26	8
Total Net Yards	390	161
Rushes/Net Yards	40/142	19/108
Net Passing	248	53
Pass Attempts/Completions	34/25	18/9
Had Intercepted	0	3
Times Sacked/Yards	4.0/17.0	3.0/17.0
Punts/Average	2/31.0	3/51.0
Penalties/Yards	2/20	5/40
Fumbles/Lost	3/2	2/2
Possession Time	41:44	18:16

RUSHING

- KC** — Charles 9-82, TD; Jones 5-15; Cassel 3-6; McCluster 2-5.
- BAL** — Rice 17-57; McGahee 10-44, TD; Flacco 7-26; Parmele 4-13; McClain 1-1; Stallworth 1-1.

RECEIVING

- KC** — McCluster 4-17; Moeaki 1-22; Charles 1-15; Jones 1-8; Tucker 1-5; Curtis 1-3.
- BAL** — Heap 10-108; Boldin 5-64, TD; Rice 5-42, TD; McGahee 2-10; Houshmandzadeh 1-28; Mason 1-11; Dickson 1-2.

PASSING

- KC** — Cassel 9-18-70, 0 TDs, 3 INTs.
- BAL** — Flacco 25-34-265, 2 TDs, 0 INTs.

INTERCEPTIONS

- KC** — None.
- BAL** — Landry 1-9; Nakamura 1-3; Wilson 1-0.

SACKS

- KC** — Hali 2.0; Belcher 1.5; Jackson 0.5.
- BAL** — Suggs 2.0; Lewis 1.0.

FIELD GOALS

- KC** — None.
- BAL** — Cundiff (19) (29) (29).



RB Jamaal Charles scores a 41-yard TD, the longest scoring run in Chiefs playoff history.

ALL-TIME ROSTER



Player	Pos.	Jersey(s)		College	GP/GS	Year(s) Played	Year(s) Started
		Worn					
A							
Abell, Bud	LB	52		Missouri	40/0*	1966-68	
Acker, Bill	NT/DE	64, 74		Texas	5/2	1982, 1987	
Adamle, Mike	RB	1		Northwestern	22/4	1971-72	
Adams, Tony	QB	11		Utah State	50/7	1975-78	
Adams, Vashone	S	26		Eastern Michigan	0/0	1998	
Adickes, Mark	G	61		Baylor	53/48	1986-89	1986-89
Adkins, Kevin	C	65		Oklahoma	2/0	1987	
Agajanian, Ben	K	3		New Mexico	3/0	1961	
Agee, Tommie	RB	32		Auburn	9/0	1989	
Aguiar, Louie	P	5		Utah State	16/0	1994-98	1994-98**
Albert, Branden	T	76		Virginia	73/71	2008-12	2008-12
Ale, Arnold	LB	56		UCLA	2/0	1994	
Alexander, Derrick	WR	82		Michigan	60/56	1998-01	1998-01
Alford, Darnell	T	72		Boston College	4/0	2000-02	
Allan, Michael	TE	81		Whitworth (WA)	0/0	2007	
Alleman, Andy	C/G	62		Akron	9/3	2009	
Allen, Jared	DE	69		Idaho State	61/55	2004-07	2004-07
Allen, Jeff	G	71		Illinois	16/13	2012	2012
Allen, Marcus	RB	32		Southern California	77/53	1993-97	1993-96
Allen, Nate	CB	48		Texas Southern	44/24	1971-74	1973-74
Allen, Taje	CB	26		Texas	22/0	2001-02	
Allotey, Victor	G	69		Indiana	0/0	2001-02	
Alt, John	T	76		Iowa	179/149	1984-96	1987-96
Anders, Kimble	FB	38		Houston	125/94	1991-00	1993-98, 2000
Andersen, Jason	G/C	67		Brigham Young	3/0	2002	
Andersen, Morten	K	8		Michigan State	30/0	2002-03	2002-03**
Anderson, Charlie	LB	52		Mississippi	2/0	2010	
Anderson, Curtis	DE	90		Central State (Ohio)	6/0	1979	
Anderson, Darren	CB	44		Toledo	53/5	1994-97	
Anderson, Erick	LB	50		Michigan	8/1	1992-93	
Andrews, Billy	LB	53		Southwest Louisiana	28/28	1976-77	1976-77
Andrusyshyn, Zenon	P	7		UCLA	16/0	1978	1978**
Ane, Charlie	C	56		Michigan State	90/3	1975-80	
Arbanas, Fred	TE	84		Michigan State	104/34*	1961-70	1962-70
Arenas, Javier	CB	21		Alabama	47/12	2010-12	2012
Arnold, Jim	P	6		Vanderbilt	48/0	1983-85	1983-85**
Arnold, Walt	TE	87		New Mexico	47/39	1984-87	1985-86
Asamoah, Jon	G	73		Illinois	46/32	2010-12	2012
Ashley, Walker Lee	LB	54		Penn State	16/15	1989	1989
Atkins, Larry	S/LB	35, 50		UCLA	46/0	1999-02	
Auer, Scott	G/T	68		Michigan State	23/6	1984-85	1985
Austin, Hise	CB	21		Prairie View	12/0	1975	
Avery, Ken	LB	53		Southern Mississippi	14/5	1975	

B							
Baab, Mike	C	60		Texas	3/3	1992	
Baber, Billy	TE	45		Virginia	29/2	2001-03	
Babin, Jason	DE	94		Western Michigan	7/4	2008	
Bailey, Allen	DL	97		Miami	26/1	2011-12	
Bailey, Mark	RB	39		Cal State - Long Beach	27/9	1977-78	1977-78
Bailey, Victor	WR	85, 88		Missouri	2/0	1995-96	
Bair, Brandon	DL	90		Oregon	0/0	2011	
Baker, Jason	P	9		Iowa	18/0	2003-04	2003**
Baker, Jon	K	12		Arizona State	2/0	1999	
Baldinger, Gary	DE	91		Wake Forest	23/4	1986-88	
Baldinger, Rich	T	77		Wake Forest	133/103	1983-92	1987-88, 1990-92
Baldwin, Johnny	LB	57		Alabama A&M	3/0	2007	
Baldwin, Jonathan	WR	89		Pittsburgh	26/10	2011-12	2012
Barbaro, Gary	S	26		Nicholls State	101/101	1976-82	1976-82
Barber, Shawn	LB	59		Richmond	27/24	2003-05	2003-04
Barker, Bryan	P	4		Santa Clara	60/0	1990-93	1990-93**
Barksdale, Rashad	CB	35		Albany (NY)	6/0	2007	
Barndt, Tom	DT/G	71		Pittsburgh	61/30	1996-99	1998-99
Barnes, Charley	E	82		Northeast Louisiana	4/--	1961	
Barnes, Lew	WR	80		Oregon	2/0	1989	
Barnes, Pat	QB	17		California	1/0	1997	
Barnett, Tim	WR	82		Jackson State	44/11	1991-93	1991
Bartee, William	CB	24		Oklahoma	87/31	2000-06	2002, 2004
Barth, Connor	K	5		North Carolina	10/0	2008	2008**
Barton, Jim	C	50		Marshall	14/--	1960	1960
Bartrum, Mike	TE	87		Marshall	3/0	1993	
Bates, Jackie	CB	41		Hampton	2/1	2010	
Battle, Jackie	RB	26		Houston	48/4	2007-11	

Player	Pos.	Jersey(s) Worn	College	GP/GS	Year(s) Played	Year(s) Started
Battle, Julian	CB	26	Tennessee	26/1	2003-05	
Baugh, Tom	C	58	Southern Illinois	29/16	1986-88	1987-88
Bayless, Martin	S	21, 30	Bowling Green	59/28	1992-93, 1995-96	1992-93
Beathard, Pete	QB	10	Southern California	51/2	1964-67, 1973	
Becht, Anthony	TE	88	West Virginia	9/5	2011	
Beckman, Ed	TE	85	Florida State	107/12	1977-84	1983
Beisel, Monty	DE/LB	52, 56, 96	Kansas State	58/9	2001-04, 2009	2004
Beisler, Randy	G	64	Indiana	3/2	1975	
Belcher, Jovan	LB	59	Maine	59/44	2009-12	2010-12
Bell, Billy	CB	40	Lamar	8/1	1991	
Bell, Bobby	LB	78	Minnesota	168/98*	1963-74	1963-74
Bell, Kendrell	LB	99	Georgia	43/28	2005-07	2005-06
Bell, Mike	DE	99	Colorado State	135/97	1979-85, 1987-91	1981-85, 1987-89
Bellamy, Josh	WR	11	Louisville	3/0	2012	
Belser, Ceasar	DB	24	Arkansas AM&N	56/0	1968-71	
Belser, Jason	S	29	Oklahoma	32/8	2001-02	
Belton, Horace	RB	35	Southeast Louisiana	46/6	1978-81	
Bennett, Donnell	RB	30	Miami (Fla.)	86/15	1994-00	1998
Bennett, Michael	RB	26	Wisconsin	17/0	2006-07	
Bentley, Scott	K	9	Florida State	2/0	1999	
Bergey, Bruce	TE	84	UCLA	7/0	1971	
Bernet, Ed	E	85	SMU	9/--	1960	
Bernhardt, Roger	G	68	Kansas	4/3	1975	
Berry, Eric	S	29	Tennessee	33/33	2010-12	2010, 2012
Best, Keith	LB	55	Kansas State	6/0	1972	
Biodrowski, Dennis	G	61	Memphis State	30/--	1963-67	
Birden, J.J.	WR	88	Oregon	77/42	1990-94	1992-94
Bishop, Sonny	G	66	Fresno State	14/--	1962	
Black, James	DE	67	South Carolina State	1/0	1987	
Black, Jordan	G/T	65	Notre Dame	48/29	2003-06	2006
Blackledge, Todd	QB	14	Penn State	40/24	1983-87	1984-86
Blackshear, Jeff	G	60	NE Louisiana	16/15	2000	2000
Blakely, Robert	WR	83	North Dakota State	2/0	1982	
Blanton, Jerry	LB	57	Kentucky	92/49	1979-85	1981-84
Blaylock, Derrick	RB	23	Stephen F. Austin	40/5	2001-04	
Bledsoe, Curtis	RB	30	San Diego State	16/1	1981-82	
Blundin, Matt	QB	14	Virginia	2/0	1992-95	
Bober, Chris	G/T	67	Nebraska - Omaha	44/6	2004-07	
Boerigter, Marc	WR	85	Hastings	41/2	2002-05	
Boiman, Rocky	LB	50	Notre Dame	11/9	2008	
Bolden, Juran	CB	43	Mississippi Delta J.C.	7/0	1999	
Bograkos, Steve	S	49	Central Michigan	0/0	1976	
Bono, Steve	QB	13	UCLA	36/31	1994-96	1995-96
Booker, Vaughn	DE	99	Cincinnati	56/22	1994-97	1995-97
Bookman, John	DB	22	Miami (Fla.)	14/--	1960	
Boone, Alfonso	DT	70	Mt. San Antonio JC	30/19	2007-08	2007
Boss, Kevin	TE	80	Western Oregon	2/2	2012	2012
Bowe, Dwayne	WR	82	Louisiana State	88/82	2007-12	2007-12
Boydston, Max	E	81	Oklahoma	25/--	1960-61	1960-61
Brackenridge, Tyron	CB	34	Washington State	14/1	2007-08	
Bradley, Mark	WR	83	Oklahoma	23/14	2008-09	2008
Bragg, Michael	CB	38	Texas A&M - Kingsville	4/0	2006	
Branch, Mel	DE	87	Louisiana State	84/--	1960-65	1960-65
Branman, Solomon	DB	38	Morris Brown	0/0	1965-66	
Breaston, Steve	WR	15	Michigan	26/17	2011-12	2011
Briggs, Bob	DE	84	Heidelberg	7/1	1974	
Brockington, John	RB	43	Ohio State	10/7	1977	1977
Brooker, Tommy	E/K	81	Alabama	55/--	1962-66	1962-66**
Brooks, Bucky	CB	45	North Carolina	9/0	1997-98	
Brown, Aaron	DE	87	Minnesota	78/57*	1966-72	1968-71
Brown, Colin	G	61	Missouri	0/0	2009	
Brown, Dee	RB	22, 38	Syracuse	23/0	2005-06	
Brown, Eric	WR	86	Tulsa	2/1	1987	
Brown, Jaill	DB	30	Colorado	29/2	2011-12	
Brown, Larry	T	79	Miami (Fla.)	5/0	1978-79	
Brown, Mike	S	30	Nebraska	16/16	2009	2009
Brown, Theotis	RB	27	UCLA	26/16	1983-84	1983-84
Browning, John	DE/DT	93	West Virginia	121/96	1996-06	1997-98, 2000-05
Brunson, Larry	WR	83	Colorado	53/43	1974-77	1976-77
Bryant, Bob	E	89	Texas	10/--	1960	1960
Bryant, Trent	CB	45	Arkansas	28/17	1982-83, 1987	
Buchanan, Buck	DT	86	Grambling	182/93*	1963-75	1963-75
Budde, Brad	G	66, 71	Southern California	92/80	1980-86	1981-86
Budde, Ed	G	71	Michigan State	177/96*	1963-76	1964-74
Burford, Chris	E	88	Stanford	103/--	1960-67	1960-67
Burgmeier, Ted	S	48	Notre Dame	8/2	1978	
Burks, Ray	LB	59	UCLA	13/0	1977	
Burruss, Lloyd	S	34	Maryland	145/103	1981-91	1981-88
Burton, Antwon	DT	61	Temple	1/0	2008	
Bush, Lew	LB	51, 56	Washington State	37/24	2000-02	2000-01

Player	Pos.	Jersey(s) Worn	College	GP/GS	Year(s) Played	Year(s) Started
Butler, Gary	TE	82	Rice	14/3	1973	
Butler, Gerald	WR	86	Nicholls State	0/0	1977	

C

Cadrez, Glenn	LB	51, 59	Houston	28/6	2001-02	
Cadwell, John	G	61	Oregon State	4/--	1961	
Cancik, Phil	LB	56	Northern Arizona	16/1	1981	
Cannon, Billy	TE	80	Louisiana State	6/3	1970	
Cannon, Mark	C	70	Texas - Arlington	11/0	1989	
Carlson, Dean	QB	9	Iowa State	1/0	1972-74	
Carney, John	K	5	Notre Dame	5/0	2007	
Carnahan, Andrew	T	71	Arizona State	0/0	2008	
Carolan, Reg	E	80	Idaho	62/1*	1964-68	
Carr, Brandon	CB	39	Grand Valley State	64/64	2008-11	2008-11
Carruth, Paul Ott	RB	30	Alabama	2/1	1989	
Carson, Carlos	WR	88	Louisiana State	120/91	1980-89	1982-88
Carter, Dale	CB	34	Tennessee	104/88	1992-98	1992-98
Carter, M.L.	CB	42	Cal State - Fullerton	33/9	1979-81	1979
Carter, Perry	CB	22	Southern Mississippi	2/0	1995	
Case, Frank	DE	95	Penn State	7/0	1981	
Cassel, Matt	QB	7	Southern California	48/47	2009-12	2009-12
Castille, Tim	RB	46	Alabama	17/4	2009-10	
Cash, Keith	TE	89	Texas	59/32	1992-96	1992, 1994-95
Caveness, Ronnie	LB	50	Arkansas	7/--	1965	
Caver, Quinton	LB	52	Arkansas	29/4	2002-04	
Celestin, Oliver	CB	35	Texas Southern	8/0	2008	
Chambers, Chris	WR	11, 84	Wisconsin	22/16	2009-10	2009-10
Charles, Jamaal	RB	25	Texas	65/34	2008-12	2009, 2012
Cheek, Steve	P	5	Humboldt State	12/0	2004	2004**
Cherry, Deron	S	20	Rutgers	148/124	1981-91	1983-91
Chilton, Gene	G/C	62	Texas	16/0	1989	
Christopher, Herb	S	41	Morris Brown	50/24	1979-82	1979-80
Clark, Bruce	DE	95	Penn State	11/0	1989	
Clark, Wayne	QB	13	U.S. International	1/0	1975	
Clavelle, Shannon	DT	91	Colorado	1/0	1997	
Clements, Tom	QB	2	Notre Dame	1/0	1980	
Clemons, Duane	DE	99	California	44/43	2000-02	2000-02
Clemons, Michael	RB	46	William & Mary	8/0	1987	
Cloud, Michael	RB	34	Boston College	56/6	1999-02	
Coan, Bert	RB	23	Kansas	68/2*	1963-68	
Cocroft, Sherman	S	22	San Jose State	44/1	1985-87	
Coffman, Paul	TE	84	Kansas State	27/24	1986-87	
Cofield, Tim	LB	54	Elizabeth City State	43/34	1986-88	1986-88
Colbert, Darrell	WR	81	Texas Southern	15/0	1987-88	
Colbert, Keary	WR	84	Southern California	7/0	2011	
Colbert, Lewis	P	5	Auburn	18/0	1986-87	1986**
Colclough, Ricardo	CB	23, 30	Tusculum	7/1	2008-09	
Cole, Justin	LB	57	San Jose State	0/0	2010	
Collier, Tim	CB	37	East Texas State	52/22	1976-79	1977-79
Collins, Mark	CB/S	25	Cal State - Fullerton	46/43	1994-96	1994-96
Collins, Ray	DT	71	Louisiana State	1/--	1960-61	1960-61
Collins, Todd	QB	15	Michigan	13/0	1998-05	
Colquitt, Dustin	P	2	Tennessee	126/0	2005-12	2005-12**
Colter, Jeff	DB	48	Kansas	1/0	1987	
Condon, Tom	G	65	Boston College	147/119	1974-84	1975-84
Connot, Scott	S	41	South Dakota State	2/0	2004	
Cooper, Louis	LB	55	Western Carolina	79/17	1985-90	1986-87
Copeland, Danny	S	25	Eastern Kentucky	30/1	1989-90	
Copper, Terrance	WR	10	East Carolina	62/7	2009-12	
Corey, Walt	LB	56	Miami (Fla.)	69/--	1960-66	1960-64
Cornelison, Jerry	T	74	SMU	70/--	1960-65	1960-61
Cottam, Brad	TE	87	Tennessee	24/8	2008-10	
Cox, Mike	FB	42	Georgia Tech	39/17	2008-10	2008-09
Craig, Reggie	WR	80	Arkansas	15/0	1975-76	
Crawford, Keith	S	41	Howard Payne	8/0	1998	
Criswell, Jeff	T	69	Graceland (Iowa)	60/39	1995-98	1995, 1997-98
Crockett, Ray	CB	39	Baylor	29/17	2001-02	2001
Croyle, Brodie	QB	12	Alabama	18/10	2006-10	2007
Cruz, Ronnie	RB	42	Northern State	19/3	2005-06	
Culp, Curley	DT	61	Arizona State	82/69	1968-74	1969-73
Curtis, Kevin	WR	17	Utah State	0/0	2010	

D

Dacus, Weston	LB	57	Arkansas	8/0	2008-09	
Dalton, Lionel	DT	75	Eastern Michigan	34/27	2004-06	2004-05
Daney, George	G	60	Texas - El Paso	97/22	1968-74	1974
Daniels, Calvin	LB	50	North Carolina	57/33	1982-85	1983-85

Player	Pos.	Jersey(s) Worn	College	GP/GS	Year(s) Played	Year(s) Started
Daniels, Clemon	DB	36	Prairie View	14/--	1960	
Daniels, Travis	CB	34	Louisiana State	56/2	2009-12	
Darche, Jean-Philippe	LS	51	McGill	23/0	2007-08	
Darling, Devard	WR	81	Washington State	16/9	2008-09	2008
Davidson, Cotton	QB/P	19	Baylor	28/26	1960-61	1960-61
Davis, Anthony	LB	50	Utah	68/49	1994-98	1996-98
Davis, Dick	DE	86	Kansas	12/--	1962	
Davis, Ricky	S	40	Alabama	13/5	1977	
Davis, Willie	WR	84	Central Arkansas	63/58	1991-95	1992-95
Dawson, Lake	WR	80	Notre Dame	43/26	1994-97	1995, '97
Dawson, Len	QB	16	Purdue	183/158	1962-75	1962-75
Dawson, Mike	NT	73	Arizona	9/0	1984	
DeBerg, Steve	QB	17	San Jose State	57/52	1988-91	1988-91
DeBernardi, Fred	DE	69	Texas - El Paso	7/0	1974	
deBruijn, Case	P	5	Idaho State	1/0	1982	
De La Puente, Brian	G	60	California	0/0	2008	
Delaney, Joe	RB	37	Northwestern Louisiana	23/17	1981-82	1981-82
Del Rio, Jack	LB	50	Southern California	25/17	1987-88	1987-88
Dennis, Pat	CB	41	Louisiana - Monore	16/13	2000-01	2000
Diamond, Bill	G	66	Miami (Fla.)	5/--	1963	
Diamond, Charlie	T	79	Miami (Fla.)	51/--	1960-63	1960-63
Dickerson, Ron	WR	23	Arkansas	15/0	1993-94	
Dickinson, Bo	FB	32	Southern Mississippi	28/--	1960-61	
DiGiacomo, Curt	G	65	Arizona	12/0	1988	
DiMarco, Patrick	FB	49	South Carolina	5/4	2012	
DiMidio, Tony	T	72	West Chester	26/--	1966-67	
Dimmick, Tom	C	55	Houston	13/--	1960	
Dirden, Johnny	WR	80	Sam Houston State	4/0	1979	
Dishman, Cris	CB	26	Purdue	16/16	1999	1999
Dixon, Al	TE	84	Iowa State	39/20	1979-82	1981-82
Dixon, Ernest	LB	56	South Carolina	1/0	1998	
Dixon, Ronnie	DT	90	Cincinnati	4/0	1998	
Dohring, Tom	T	71	Michigan	3/1	1992	
Dombroski, Paul	S	46	Linfield	42/13	1980-81	
Donaldson, Jeff	S	42	Colorado	16/9	1990	1990
Donnalley, Rick	C	51	North Carolina	22/22	1986-87	1986-87
Dorsey, Glenn	DE/DT	72	Louisiana State	66/65	2008-12	2008-11
Dorsey, Larry	WR	80	Tennessee State	16/0	1978	
Dotson, Alphonse	DT	79	Grambling	1/--	1965	
Doubiago, Dan	T	66	Utah	3/0	1987	
Douglas, Dameane	WR	11	California	0/0	2003	
Downing, Eric	DT	79, 92	Syracuse	42/13	2001-03	2001
Dozier, Cornelius	S	26	SMU	2/0	1987	
Draughn, Shaun	RB	32	North Carolina	17/0	2011-12	
Drayton, Troy	TE	87	Penn State	16/1	2000	
Dressel, Chris	TE	93	Stanford	7/0	1989	
Dressler, Doug	RB	41	Chico State	8/0	1975	
Drougas, Tom	T	76	Oregon	7/1	1974	
Drummond, Eddie	WR	85	Penn State	12/0	2007	
Dumas, Troy	LB	55	Nebraska	14/0	1995-97	
Duncan, Randy	QB	15	Iowa	14/2	1961	
Dunn, Jason	TE	89	Eastern Kentucky	119/25	2000-07	
Dyal, Mike	TE	87	Texas A&I	9/0	1992-93	

E

Eachus, Nate	FB	45	Colgate	11/2	2012	
Easy, Omar	FB	43	Penn State	37/0	2002-04	
Eatman, Irv	T	75	UCLA	69/51	1986-90	1986-89
Edwards, Donnie	LB	59	UCLA	117/100	1996-01, 2007-08	1997-01, 2007-08
Edwards, Ron	DT	95	Texas A&M	80/61	2006-10	2006-07, 2009-10
Elam, Abram	S	27	Kent State	12/7	2012	
Elkins, Mike	QB	10	Wake Forest	1/0	1989-90	
Elliott, Lin	K	2	Texas Tech	32/0	1994-95	1994-95**
Elison, Atiyah	DE	99	Missouri	0/0	2010	
Elison, Willie	RB	24	Texas Southern	15/9	1973-74	1973
Elrod, Jimbo	LB	57	Oklahoma	36/5	1976-78	
Engram, Bobby	WR	84	Penn State	5/0	2009	
Enis, Hunter	QB	14	TCU	14/0	1960	
Epps, Jack	S	25	Kansas State	3/2	1987	
Espinoza, Alex	QB	12	Iowa State	1/0	1987	
Estell, Richard	WR	84	Kansas	2/0	1987	
Estes, Lawrence	DE	74	Alcom A&M	18/7	1975-76	
Evans, James	RB	41	Southern (La.)	2/0	1987	
Evans, Mike	DE	94	Michigan	12/1	1992	
Everett, Eric	CB	39	Texas Tech	11/0	1991	

Player	Pos.	Jersey(s) Worn	College	GP/GS	Year(s) Played	Year(s) Started
F						
Fada, Rob	G	65	Pittsburgh	5/0	1985	
Farrier, Curt	DT	70	Montana State	27/-	1963-65	
Favors, Greg	LB	54	Mississippi State	16/4	1998	
Feehery, Gerry	C	64	Syracuse	6/6	1988	
Fields, Jaime	LB	59	Washington	17/2	1993-95	
Fields, Jitter	RB	46	Texas	5/0	1987	
Finley, Clint	S	38	Nebraska	4/0	2002-03	
Flores, Tom	QB	12	Pacific	5/0	1969	
Flowers, Brandon	CB	24	Virginia Tech	75/74	2008-12	2008-12
Flynn, Don	DB	18	Houston	20/-	1960-61	1960-61
Foschi, John Paul	TE	84	Georgia Tech	7/0	2008	
Fournet, Sid	G	62	Louisiana State	28/-	1960-61	1960-61
Fox, Keyaron	LB	97	Georgia Tech	40/4	2004-07	
Franklin, Will	WR	85	Missouri	13/1	2008	
Fraser, Jim	LB	51	Wisconsin	14/-	1965	
Frazier, Cliff	DT	61	UCLA	14/12	1977	
Frazier, Randy	LB	95	Morehead State	3/0	1987	
Frazier, Wayne	C	66	Auburn	21/-	1966-67	1966
Frazier, Willie	TE	83	Arkansas AM&N	22/8	1971-72	
Freeman, Eddie	DE	71	Alabama - Birmingham	20/0	2002-03	
Frey, Dick	DE	66	Texas A&M	14/-	1960	
Fujita, Scott	LB	51	California	48/41	2002-04	2002-04
Fuller, Steve	QB	4	Clemson	52/28	1979-82	1979-80

Player	Pos.	Jersey(s) Worn	College	GP/GS	Year(s) Played	Year(s) Started
G						
Gafford, Thomas	LS	43, 48	Houston	73/0	2008-12	
Gagliano, Bob	QB	11	Utah State	2/0	1981-83	
Gagner, Larry	G	79	Florida	7/1	1972	
Gaines, Clark	RB	21	Wake Forest	10/0	1981-82	
Gaither, Jared	T	71	Maryland	10/0	2011	
Gales, Dion	DE/DT	70	Troy	3/0	2009	
Gamble, Kenny	RB	48	Colgate	19/0	1988-90	
Gammon, Kendall	TE	83	Pittsburg State	106/0	2000-06	
Gannon, Rich	QB	12	Delaware	27/19	1995-98	1998
Gant, Earl	RB	23	Missouri	20/3	1979-80	
Garcia, Bubba	WR	80	Texas - El Paso	6/0	1980	
Gardner, Ellis	T	75	Georgia Tech	8/0	1983	
Gardner, Rod	WR	85	Clemson	14/0	2006	
Garrett, Mike	RB	21	Southern California	58/29*	1966-70	1966-70
Gatewood, Curtis	LB	52	Vanderbilt	6/0	2008	
Gauntly, Steve	WR	83	Northern Colorado	9/0	1979	
Gay, Matt	S	49	Kansas	2/0	1994	
Gehrke, Jack	WR	17	Utah	2/0	1968	
George, Ron	LB	55	Stanford	48/0	1998-00	
Germaine, Joe	QB	7	Ohio State	0/0	2001	
Getty, Charlie	T	77	Penn State	119/104	1974-82	1974-76, 1978-82
Getz, Lee	G	71	Rutgers	3/0	1987	
Gilberry, Wallace	DE	92	Alabama	53/3	2008-11	
Gilliam, Jon	C	65	East Texas State	76/-	1961-67	1962-67
Goff, Mike	G	79	Iowa	8/7	2009	
Golub, Chris	S	47	Kansas	1/0	1977	
Gonzalez, Tony	TE	88	California	190/174	1997-08	1998-08
Goodburn, Kelly	P	2	Emporia State	48/0	1987-90	1987-88, 1990**
Gossett, Jeff	P	7	Eastern Illinois	15/0	1981-82	1982**
Gordon, Amon	DL	99	Stanford	16/2	2011	
Graham, Derrick	T	74	Appalachian State	51/16	1990-94	1994
Graham, Tom	LB	56	Oregon	0/0	1974	
Granderson, Rufus	T	75	Prairie View	6/-	1960	
Gray, Carlton	CB	23	UCLA	20/1	1999-00	
Gray, Cyrus	RB	32	Texas A&M	10/0	2012	
Gray, Quinn	QB	8	Florida A&M	1/0	2008	
Gray, Tim	S	46	Texas A&M	36/34	1976-78	1976-78
Grayson, Dave	DB	45	Oregon	55/-	1961-64	1962-64
Grbac, Elvis	QB	11, 18	Michigan	49/47	1997-00	1997-00
Green, Boyce	RB	40	Carson Newman	16/7	1986	
Green, Gary	CB	24	Baylor	100/99	1977-83	1977-83
Green, Trent	QB	10	Indiana	88/88	2001-06	2001-06
Green, Woody	RB	27	Arizona State	28/24	1974-76	1974-76
Greene, David	QB	8	Georgia	0/0	2007	
Greene, Ted	LB	54	Tampa	32/-	1960-62	
Greene, Tom	QB	14	Holy Cross	11/0	1961	
Greene, Tracy	TE	87	Grambling	7/2	1994	
Greenwood, Cory	LB	93	Concordia (Canada)	48/0	2010-12	
Gregg, Kelly	DL	77	Oklahoma	16/14	2011	2011
Griffin, Kris	LB	53	Indiana (Pa.)	24/0	2005-06	

Player	Pos.	Jersey(s)		College	GP/GS	Year(s) Played	Year(s) Started
			Worn				
Griffin, Leonard	DE	98		Grambling	103/37	1986-93	1988-89, 1992
Griffin, Stephen	RB	39		Tennessee State	1/0	1987	
Grigsby, Boomer	LB/FB	46, 51		Illinois State	44/1	2005-07	
Grow, Monty	S	22		Florida	15/0	1994	
Grunhard, Tim	C	61		Notre Dame	169/164	1990-00	1990-00
Grupp, Bob	P	1		Duke	41/0	1979-81	1979-81**
Gunter, Michael	RB	38		Tulsa	6/0	1984	
Gutierrez, Matt	QB	15		Idaho State	1/0	2009	

H

Hackett, Dino	LB	56		Appalachian State	85/81	1986-92	1986-91
Hadley, David	CB	23		Alcorn	28/0	1970-72	
Hadnot, James	RB	48		Texas Tech	43/22	1980-83	1980-81
Hagans, Marques	WR	10		Virginia	2/0	2008	
Hagy, John	S	22		Texas	0/0	1991	
Hall, Tamba	DE/LB	91		Penn State	110/110	2006-12	2006-12
Hall, Carlos	DE	92		Arkansas	14/2	2005	
Hall, Dante	RB/WR	20, 82		Texas A&M	97/10	2000-06	
Hamilton, Andy	WR	80		Louisiana State	15/2	1973-74	
Hamilton, Rick	LB	53		Central Florida	2/0	1994-95	
Hamm, Bob	DE	90		Nevada - Reno	14/5	1985	
Hamrick, James	K	4		Rice	3/0	1987	
Hancock, Anthony	WR	82		Tennessee	59/9	1982-86	1983
Hannon, Chris	WR	81		Tennessee	0/0	2006	
Hanoian, Greg	FB	43		Syracuse	0/0	2006	
Hardison, Dee	NT	93		North Carolina	7/1	1988	
Hargain, Tony	WR	81		Oregon	12/0	1992	
Harrell, James	LB	57		Florida	11/4	1987	
Harris, Bob	LB	92		Auburn	3/3	1987	
Harris, Corey	CB	40		North Alabama	21/0	2001-03	
Harris, Darryl	G	66		Mississippi	1/0	2009	
Harris, Eric	CB	44		Memphis State	39/39	1980-82	1980-82
Harris, Gilbert	RB	30		Arizona	4/0	2007	
Harris, Jimmy	DB	44		Oklahoma	14/--	1960-61	1960-61
Harris, Napoleon	LB	50		Northwestern	16/13	2007-08	2007
Harris, Nate	LB	98		Louisville	15/0	2007	
Harris, Michael	C/G	73		Grambling	3/0	1989	
Harrison, Glynn	RB	22		Georgia	8/0	1976	
Harry, Emile	WR	86		Stanford	79/23	1986-92	
Hartman, Tysyn	S	31		Kansas State	11/2	2012	
Harts, Shaunard	S	42		Boise State	51/17	2001-04	2002
Harvey, James	G	64		Jackson State	4/3	1987-88	
Harvey, Marvin	TE	83		Southern Mississippi	7/0	1981	
Harvey, Stacy	LB	59		Arizona State	9/0	1989	
Haslip, Wilbert	RB	34		Hawaii	5/0	1979	
Hasty, James	CB	40		Washington State	95/89	1995-00	1995-00
Hawkins, Andy	LB	59		Texas A&I	7/3	1988	
Hayes, Jonathan	TE	85		Iowa	136/96	1985-93	1987-93
Hayes, Wendell	RB	38		Humboldt State	93/56	1968-74	1970-74
Haynes, Abner	RB	28		North Texas State	84/--	1960-64	1960-63
Haynes, Louis	LB	56		North Texas State	11/0	1982-83	
Headrick, Sherrill	LB	69		TCU	108/--	1960-67	1960-67
Heard, Herman	RB	44		Southern Colorado	87/51	1984-89	1984-87, 1989
Helton, Darius	G	62		North Carolina Central	6/0	1977	
Hemingway, Junior	WR	88		Michigan	1/0	2012	
Herkenhoff, Matt	T	60		Minnesota	125/122	1976-85	1976-78, 1980-85
Herron, David	LB	52		Michigan State	10/0	2009	
Hicks, Eric	DE	98		Maryland	128/104	1998-06	1999-05
Hicks, Kerry	DE/DT	94		Brigham Young	2/0	1996-97	
Hicks, Sylvester	DE	75		Tennessee State	43/37	1978-81	1978-79
Hill, Dave	T	73		Auburn	150/81*	1963-74	1963-73
Hill, Greg	CB	23		Oklahoma State	48/3	1984-88	
Hill, Greg	RB	27, 29		Texas A&M	63/19	1994-97	1997
Hill, Jim	DB	12		Sam Houston	3/--	1966	
Hill, Kenny	S	41		Yale	8/0	1989	
Hill, Mack Lee	RB	36		Southern (La.)	27/--	1964-65	1964-65
Hillis, Peyton	RB	40		Arkansas	13/2	2012	
Hines, Jimmy	E	81		Texas Southern	1/0	1970	
Hobgood-Chittick, Nate	DT	94		North Carolina	13/1	2001-02	
Hochstein, Russ	OL	66		Nebraska	11/1	2012	
Hodge, Alphonso	CB	47		Miami (Oh.)	0/0	2005-06	
Hodges, Eric	WR	89		Florida	1/0	1987	
Holland, Darius	DT	99		Colorado	6/0	1998	
Holle, Eric	DE	93		Texas	56/7	1984-87	
Holliday, Vonnie	DE	99		North Carolina	25/19	2003-04	2003
Hollis, David	DB	25		UNLV	2/0	1988	
Holloway, Tony	LB	97		Nebraska	1/1	1987	

Player	Pos.	Jersey(s) Worn	College	GP/GS	Year(s) Played	Year(s) Started
Holmes, Bruce	LB	57	Minnesota	3/3		1987
Holmes, Pat	DE	74	Texas Tech	10/1		1973
Holmes, Priest	RB	31	Texas	65/63		2001-07
Holmes, Robert	RB	45	Southern (La.)	48/24		1968-71
Holohan, Pete	TE	89	Notre Dame	16/3		1991
Holston, Mike	WR	84	Morgan State	4/0		1985
Holub, E.J.	C/LB	55	Texas Tech	127/34*		1961-70
Homan, Dennis	WR	21	Alabama	15/5		1971-72
Hoppock, Doug	T	79	Kansas State	3/3		1987
Horn, Chris	WR	81	Rocky Mountain	28/3		2003-05
Horn, Joe	WR	84	Itawamba J.C.	49/2		1996-99
Horne, Jeremy	WR	11	Massachusetts	12/0		2010-11
Horton, Ethan	RB	32	North Carolina	16/0		1985
Houston, Bobby	LB	57	North Carolina State	5/0		1997
Houston, Justin	LB	50	Georgia	33/26		2011-12
Howard, Thomas	LB	52	Texas Tech	95/82		1977-83
Howard, Todd	LB	53	Texas A&M	19/0		1987-88
Huard, Damon	QB	11	Washington	26/21		2004-08
Huarte, John	QB	7	Notre Dame	2/0		1969-71
Hudock, Mike	C	54	Miami (Fla.)	4/--		1967
Hudson, Bob	LB	61	Clemson	5/--		1960
Hudson, Doug	QB	11	Nicholls State	1/1		1987
Hudson, Rodney	C/G	61	Florida State	19/4		2011-12
Hughes, Danan	WR	83	Iowa	85/3		1993-98
Hull, Bill	DE	85	Wake Forest	14/--		1962
Humphrey, Tom	C	52	Abilene Christian	5/0		1974
Hunt, Bobby	DB	20	Auburn	84/--		1962-67
Hurston, Chuck	DE	85	Auburn	84/0*		1965-70
Husted, Michael	K	7	Virginia	6/0		2002
Hyde, Glenn	C	52	Pittsburgh	8/1		1987

I

Ingram, Byron	G	60	Eastern Kentucky	13/5		1987-88
Ingram, Johnathan	C	66	San Diego State	4/0		2004-05

J

Jackson, Billy	RB	43	Alabama	57/31		1981-84
Jackson, Charles	LB	51	Washington	86/34		1978-84
Jackson, Charlie	DB	40	SMU	3/--		1960
Jackson, Curtis	WR	14, 81	Texas	0/0		2002-03
Jackson, Frank	WR/HB	26	SMU	70/--		1961-65
Jackson, Gerald	S	49	Mississippi State	16/3		1979
Jackson, T.J.	DT	99	Auburn	4/0		2008
Jackson, Tyson	DE	94	Louisiana State	59/46		2009-12
Jacoby, Mitch	TE	85	Northern Illinois	5/0		1999
Jakes, Van	DB	22	Kent State	22/1		1983-84
Jamison, George	LB	57	Cincinnati	32/25		1994-96
Jankowski, Bruce	WR	41	Ohio State	9/2		1971-72
Jaworski, Ron	QB	7	Youngstown State	6/3		1989
Jaynes, Dave	QB	12	Kansas	2/0		1974
Jenkins, Keyvan	RB	41	UNLV	2/0		1988
Jenkins, Trezelle	T	74	Michigan	9/1		1995-97
Jeralds, Luther	DE	89	North Carolina College	9/--		1961
Johnson, Clyde	CB	23	Kansas State	15/0		1997
Johnson, Curley	HB	33	Houston	14/--		1960
Johnson, Darrisi	CB	41	Oklahoma	2/0		2003
Johnson, Derrick	LB	56	Texas	122/109		2005-08, 2010-12
Johnson, Dick	E	85	Minnesota	5/--		1963
Johnson, Jack	DB	32	Miami (Fla.)	1/--		1961
Johnson, Jimmie	TE	45	Howard	7/1		1994
Johnson, Ken	DE	97	Knoxville	2/1		1987
Johnson, Larry	RB	27, 34	Penn State	75/55		2003-09
Johnson, Lonnie	TE	83	Florida State	14/2		1999
Johnson, Melvin	S	35	Kentucky	7/1		1998
Johnson, Reggie	TE	85	Florida State	11/3		1996
Johnson, Sidney	CB	45	California	13/0		1988
Johnson, Stan	NT	72	Tennessee State	10/0		1978
Johnson, Stone	RB	33	Grambling	0/0		1963
Johnson, Tervaris	RB	38	Miami (Fla.)	0/0		2010
Johnston, Brian	DE	97	Gardner-Webb	9/0		2008
Jolly, Ken	LB	52	Mid-America Nazarene	32/12		1984-85
Jones, Adrian	G	73	Kansas	11/10		2007-08
Jones, Bill	RB	43	Southwest Texas State	38/25		1990-92
Jones, Doug	DB	32	San Fernando Valley	18/0		1973-74
Jones, Edgar	LB	99	Southeast Missouri	16/0		2012
Jones, E.J.	RB	48	Kansas	5/0		1985

Player	Pos.	Jersey(s) Worn	College	GP/GS	Year(s) Played	Year(s) Started
Jones, Fred	LB	96	Florida State	27/2	1987	
Jones, Fred	WR	80	Grambling	41/5	1990-93	
Jones, Fred	LB	53	Colorado	2/0	2003-04	
Jones, Hassan	WR	81	Florida State	8/0	1993	
Jones, Reggie	WR	9, 11	Louisiana State	0/0	1997, 2001	
Jones, Rod	TE	81	Washington	5/1	1987-88	
Jones, Thomas	RB	20	Virginia	32/18	2010-11	2010-11
Jones, Victor	RB	46	Louisiana State	1/0	1994	
Jones, Willie	T	73	Grambling	18/0	2000-02	
Jozwiak, Brian	G	73	West Virginia	28/2	1986-88	
Julien, Jarmar	RB	27	San Jose State	2/0	2002	
Junkin, Mike	LB	93	Duke	5/0	1989	

K

Kaiser, Jason	CB	24	Culver-Stockton	1/0	1998	
Kauahi, Kani	C	65	Hawaii	16/0	1992	
Kearney, Jim	DB	46	Prairie View	115/112*	1967-75	1968-75
Kearney, Tim	LB	50	Northern Michigan	14/0	1975	
Keating, Tom	DT	74	Michigan	23/16	1974-75	1974
Keel, Mark	TE	80	Arizona	7/1	1987	
Kehl, Bryan	LB	55	Brigham Young	3/0	2012	
Kellar, Bill	WR	82	Stanford	5/0	1978	
Kelley, Ed	DB	44	Texas	14/-	1961	
Kelly, Bobby	T	70	New Mexico State	3/-	1967	
Kenney, Bill	QB	9	Northern Colorado	106/77	1979-88	1981-87
Kennison, Eddie	WR	87	Louisiana State	91/85	2001-07	2002-07
Kershaw, William	LB	52	Maryland	2/0	2006-07	
Keyes, Leroy	RB	23	Purdue	3/0	1973	
King, Bruce	RB	46	Purdue	20/7	1985-86	1985
Kinney, Jeff	RB	31	Nebraska	50/11	1972-76	1975
Kirchbaum, Kelly	LB	62	Kentucky	1/0	1980	
Kirchner, Mark	T/G	64	Baylor	5/1	1983	
Klug, Dave	LB	55	Concordia (Minn.)	26/2	1981-83	
Knapp, Lindsay	G/T	65	Notre Dame	2/0	1993-94	
Knight, Sammy	S	29	Southern California	32/32	2005-06	2005-06
Koch, Pete	DE	74	Maryland	38/0	1985-87	1986-87
Koss, Stein	TE	80	Arizona State	2/2	1987	
Kragen, Greg	DT	71	Utah State	16/2	1994	
Kratzer, Dan	WR	27	Missouri Valley College	1/0	1973	
Kremer, Ken	NT	91	Ball State	87/23	1979-84	1981-82
Krieg, Dave	QB	17	Milton	28/21	1992-93	1992
Krisner, Bill	G	64	Oklahoma	27/-	1960-61	1960-61
Kubik, Brad	G	67	S.W. Missouri State	0/0	1998-99	

L

LaChapelle, Sean	WR	18	UCLA	12/8	1996	1996
Lacy, Ken	RB	40	Tulsa	20/5	1984-85, 1987	
Ladd, Ernie	DT	99	Grambling	24/2*	1967-68	
LaGrand, Morris	RB	45	Tampa	11/0	1975	
Lane, Garcia	CB	48	Ohio State	17/1	1985, 1987	
Lane, MacArthur	RB	42	Utah State	42/27	1975-78	1975-76
Lane, Skip	CB/S	26	Mississippi	1/0	1984	
Langford, Reshard	S	48	Vanderbilt	17/2	2009-11	
Lanier, Willie	LB	63	Morgan State	149/122*	1967-77	1968-77
Larpenster, Carl	G	67	Texas	2/-	1962	
Lathrop, Kit	DE	70	Arizona State	16/0	1986	
Law, Ty	CB	24	Michigan	32/32	2006-07	2006-07
Lawrence, Quinten	WR	14	McNeese State	6/1	2009-10	
Lee, Jacky	QB	15	Cincinnati	14/2	1967-69	
Lee, Willie	DT	78	Bethune-Cookman	28/13	1976-77	1977
Leffew, Travis	T	60	Louisville	0/0	2007	
Leggett, Maurice	CB/S	31	Valdosta State	22/4	2008-10	
Lewis, Albert	CB	29	Grambling	150/128	1983-93	1984-93
Lewis, Garry	CB	21	Alcorn State	1/0	1993	
Lewis, Kendrick	S	23	Mississippi	37/35	2010-12	2010-12
Lewis, Tahaun	CB	21	Nebraska	9/0	1992	
Liggett, Bob	DT	62	Nebraska	7/1	1970	
Lilja, Ryan	G	65	Kansas State	45/45	2010-12	2010-12
Lindstrom, Chris	DE	60	Boston University	3/3	1987	
Lindstrom, Dave	DE	71	Boston University	118/28	1978-85	1980, '82
Lingner, Adam	C	51, 62	Illinois	76/1	1983-86, 1988	
Little, Dave	TE	84	Middle Tennessee	10/1	1984	
Livingston, Mike	QB	10	SMU	91/74	1968-79	1969, 1973-78
Lloyd, Jeff	NT	74	West Texas State	16/4	1978	
Lockett, Kevin	WR	81	Kansas State	54/6	1997-00	
Lohmeyer, John	DE	87	Emporia State	41/15	1973, 1975-77	
Lokey, Derek	DT	69	Texas	3/0	2008-09	

Player	Pos.	Jersey(s)		College	GP/GS	Year(s) Played	Year(s) Started
		Worn					
Long, Khari	DE	95		Baylor	1/0	2005	
Long, Lance	WR	17		Mississippi State	7/1	2009	
Longmire, Sam	DB	15		Purdue	5/0*	1967-68	
Lothamer, Ed	DT	82		Michigan State	88/12*	1964-69, 1971-72	1965-68
Loveall, Calvin	CB	38		Idaho	4/0	1988	
Lowe, Paul	RB	26		Oregon State	8/0	1968-69	
Lowery, Nick	K	8		Dartmouth	212/0	1980-93	1980-93
Lutz, David	G/T	72		Georgia Tech	139/123	1983-92	1983-87, 1989-92
Lynch, Jim	LB	51		Notre Dame	151/137*	1967-77	1968-77

M

Maas, Bill	NT/DE	63		Pittsburgh	116/111	1984-92	1984-91
Mack, Cedric	CB	40		Baylor	1/0	1992	
Macklin, David	CB	34		Penn State	4/0	2008	
Maczuzak, John	DT	72		Pittsburgh	1/--	1964	
Maddox, Bob	DE	75		Frostburg State	14/12	1975-76	
Magee, Alex	DE	71		Purdue	17/1	2009-10	
Malone, Darrell	CB	42		Jacksonville State (Ala.)	4/0	1992	
Mandley, Pete	WR	89		Northern Arizona	18/14	1989-90	1989
Maneri, Steve	T/TE	67, 87		Temple	19/9	2011-12	2012
Mangiero, Dino	NT	74		Rutgers	47/12	1980-83	1983
Manuel, Sean	TE	95		New Mexico State	0/0	1998	
Manumaleuga, Frank	LB	54		San Jose State	35/29	1979-81	1979-80
Manusky, Greg	LB	51		Colgate	96/6	1994-99	
Marsalis, Jim	CB	40		Tennessee State	78/62	1969-75	1969-72
Marshall, Henry	WR	89		Missouri	165/135	1976-87	1976-86
Marshall, Larry	DB	22		Maryland	23/0	1972-73, 1978	
Martin, Chris	LB	57		Auburn	68/59	1988-92	1989-92
Martin, Dave	LB	58		Notre Dame	2/0	1968	
Martin, Don	CB	47		Yale	14/3	1975	
Martin, Eric	WR	85		Louisiana State	10/1	1994	
Martin, Ingle	QB	15		Furman	0/0	2008	
Martin, Steve	DT	90		Missouri	16/0	2000	
Marts, Lonnie	LB	51		Tulane	47/20	1991-93	1993
Maslowski, Mike	LB	57		Wisconsin - La Crosse	65/31	1999-04	2000, 2002-03
Masters, Billy	TE	84		Louisiana State	24/23	1975-76	1975-76
Matthews, Steve	QB	15		Memphis State	0/0	1994-96	
Mattison, Bryan	C	64		Iowa	4/0	2012	
Matuszak, John	DT	79		Tampa	22/20	1974-75	1975
Maxey, Marcus	CB	45		Miami (Fla.)	1/0	2006	
Mays, Corey	LB	51		Notre Dame	30/13	2009-10	2009
Mays, Jerry	DT/DE	75		SMU	140/42*	1961-70	1962-70
McAlistar, Ken	LB	94		San Francisco	19/11	1984-87	1984
McBride, Turk	DE/LB	90		Tennessee	25/10	2007-09	2008
McCabe, Jerry	LB	92		Holy Cross	3/1	1988	
McCann, Jim	P	5		Arizona State	3/0	1975	
McCarthy, Kyle	DB	41		Notre Dame	0/0	2012	
McCarty, Mickey	TE	81		TCU	3/0	1969	
McClain, LeRon	FB	44		Alabama	16/10	2011	2011
McCleary, Norris	DT	71, 75		East Carolina	13/0	2000-01	
McClellion, Central	CB	22		Ohio State	0/0	2002	
McCleon, Dexter	CB	22		Clemson	40/27	2003-05	2003-04
McClinton, Curtis	RB	32		Kansas	107/1*	1962-69	1962-67
McCluster, Dexter	WR	22		Mississippi	33/17	2010-12	
McDaniels, Pellom	DE	77		Oregon State	74/14	1993-98	
McElroy, Reggie	T	70		West Texas State	8/1	1993	
McGlockton, Chester	DT	75		Clemson	41/40	1998-00	1998-00
McGovern, Rob	LB	50		Holy Cross	27/0	1989-90	
McGraw, Jon	S	47		Kansas State	65/23	2007-11	2009, 2011
McIntosh, Damion	T	77		Kansas State	31/31	2007-08	2007-08
McKinney, Odis	S	21		Colorado	5/1	1985	
McKnight, Ted	RB	22		Minnesota - Duluth	65/49	1977-81	1978-80
McLean, Ron	NT	62		Cal State - Fullerton	6/0	1988	
McManus, Danny	QB	14		Florida State	1/0	1988	
McMillan, Erik	S	24		Missouri	1/0	1993	
McMillian, Mark	CB	29		Alabama	32/12	1997-98	1998
McNair, Todd	RB	48		Temple	90/8	1989-93, 1996	
McNeil, Pat	RB	45		Baylor	13/0	1976-77	
McRae, Jerrold	WR	83		Tennessee State	4/0	1978	
McVea, Warren	RB	6		Houston	44/5	1969-73	
Medlock, Justin	K	7		UCLA	1/0	2007	
Meisner, Greg	DE	69		Pittsburgh	28/0	1989-90	
Menzie, DeQuan	DB	49		Alabama	0/0	2012	
Mercer, Mike	K	15		Northern Arizona	10/0	1966	1966**
Merritt, Michael	TE	45		Central Florida	0/0	2008	
Merz, Curt	G/DE	64		Iowa	92/1*	1962-68	1962-67

Player	Pos.	Jersey(s) Worn	College	GP/GS	Year(s) Played	Year(s) Started
Meyers, Jerry	DE	79	Northern Illinois	2/0	1980	
Mickell, Darren	DE	92	Florida	45/19	1992-95	1994-95
Miller, Bill	E	82	Miami (Fla.)	14/--	1962	
Miller, Cleophus	RB	30	Arkansas AM&N	20/13	1974-75	
Miller, Gabe	LB	51	Oregon State	0/0	2011	
Miller, Paul	DE	86	Louisiana State	28/--	1960-61	1960-61
Milo, Ray	S	27	New Mexico State	1/0	1978	
Mims, David	OL	70	Virginia Union	0/0	2011	
Mincy, Charles	S	42	Washington	48/27	1991-94	1992
Minnis, Marvin	WR	81	Florida State	15/11	2001-02	2001
Mitchell, Kawika	LB	50	South Florida	59/50	2003-06	2003-06
Mitchell, Willie	DB	22	Tennessee State	87/9*	1964-71	1965-68
Moeaki, Tony	TE	81	Iowa	30/29	2010-12	2010, 2012
Montagne, Dave	WR	87	Oregon State	3/2	1987	
Montana, Joe	QB	19	Notre Dame	25/25	1993-94	1993-94
Moon, Warren	QB	1	Washington	3/1	1999-00	
Moorman, Mo	G	76	Texas A&M	72/69	1968-73	1968-72
Moreau, Frank	RB	46	Louisville	11/0	2000	2000
Morgado, Arnold	RB	21	Hawaii	52/14	1977-80	1978
Morgan, DaJuan	S	38	North Carolina State	28/2	2008-09	
Moriarty, Larry	RB	32	Notre Dame	31/8	1986-88	
Morris, Bam	RB	39	Texas Tech	22/14	1998-99	1999
Morris, Donnie Joe	RB	22	North Texas State	3/0	1974	
Morris, Michael	C	68	N.E. Missouri State	5/0	1989	
Morris, Sylvester	WR	84	Jackson State	15/14	2000-03	2000
Morton, Johnnie	WR	80	Southern California	43/42	2002-04	2002-04
Moser, Rick	RB	39	Rhode Island	1/0	1981	
Moten, Gary	LB	53	SMU	1/0	1987	
Mumphrey, Lloyd	DE	91	Mississippi Valley State	3/2	1987	
Murphy, James	WR	80	Utah State	10/0	1981	
Murphy, Montez	DE	72	Baylor	1/0	2006	
Murphy, Nick	P	4	Arizona State	2/0	2004	
Murphy, Yo	WR	17	Idaho	0/0	2002	
Murray, Eddie	K	2	Tulane	1/0	1992	

N

Napier, Walter (Buffalo)	DT	76	Paul Quinn	20/--	1960-61	1960
Nash, Kenny	WR	85	San Jose State	1/0	1987	
Ndukwe, Ikechuku	G/T	60	Northwestern	12/3	2009	
Nelson, Mark	T	70	Bowling Green	1/0	1987	
Nelson, Teddy	CB	49	UNLV	3/3	1987	
Newsome, Jamar	WR	84	Central Florida	6/2	2012	
Newsom, Tony	LB	66, 97	Utah State	4/0	2002	
Newton, Tim	DT	96	Florida	16/0	1993-94	
Nicholson, Jim	T	70	Michigan State	72/62	1974-79	1974-77, 1979
Niswanger, Rudy	C	64	Louisiana State	56/31	2006-10	2008-09
Nix, Doyle	DB	25	SMU	11/--	1961	
Nott, Mike	QB	7	Santa Clara	1/0	1976	
Nottage, Dexter	DT	94	Florida A&M	1/0	1997	
Novak, Nick	K	9	Maryland	6/0	2008	
Nunnery, R.B.	DT	68	Louisiana State	6/--	1960	

O

Oates, Brad	T	72	Brigham Young	1/0	1980-81	
O'Callaghan, Ryan	T	75	California	25/13	2009-11	2009
O'Connell, Jake	TE	85	Miami (OH)	35/8	2009-12	
Odom, Ricky	S	38	Southern California	8/0	1978	
Okoye, Christian	RB	35	Azusa Pacific	79/65	1987-92	1987-91
Olderman, Bob	G	64	Virginia	16/14	1985	1985
Olenchak, John	C/LB	63	Stanford	10/0	1981-82	
Oliver, Muhammed	CB	26	Oregon	2/0	1993	
Olsen, Orrin	C/G	52	Brigham Young	14/0	1976	
O'Neal, Andre	LB	52	Marshall	13/0	2000-01	
O'Neal, Leslie	DE	91	Oklahoma State	32/23	1998-99	1998-99
Oriard, Mike	C	50	Notre Dame	42/1	1970-73	
Orton, Kyle	QB	8	Purdue	4/3	2011	
Osiecki, Sandy	QB	11	Arizona State	4/0	1984	
Osley, Willie	DB	47	Illinois	3/0	1974	
Otis, Jim	RB	35	Ohio State	23/0	1971-72	
Owens, Ritchie	DE	97	Lehigh	24/1	2001-02	

P

Page, Jarrad	S	44	UCLA	53/39	2006-09	2007-08
Paige, Stephone	WR	83	Fresno State	125/81	1983-91	1985-90

Player	Pos.	Jersey(s)		College	GP/GS	Year(s) Played	Year(s) Started
			Worn				
Paine, Jeff	LB	95		Texas A&M	26/8	1984-85	
Palewicz, Al	LB	57		Miami (Fla.)	36/0	1973-75	
Palko, Tyler	QB	4		Pittsburgh	8/4	2010-11	
Palmer, Gery	G	73		Kansas	2/2	1975	
Palmer, Paul	RB	26		Temple	27/12	1987-88	1988
Parker, Anthony	CB	41		Arizona State	2/0	1991	
Parker, Glenn	G/T	62		Arizona	42/41	1997-99	1997-99
Parker, Kerry	CB	44		Grambling	15/0	1984	
Parker, Larry	WR	80		Southern California	38/4	1999-01	
Parker, Robert	RB	43		Brigham Young	3/2	1987	
Parker, Samie	WR	18		Oregon	47/31	2004-07	2005-07
Parks, Nate	T	72		Stanford	1/0	1997	
Parrish, Don	NT	61		Pittsburgh	71/51	1978-82	1978-81
Parquet, Jeremy	T	72		Southern Mississippi	0/0	2005	
Parten, Ty	DT	91, 97		Arizona	36/6	1997-00	
Patterson, Dimitri	CB	22		Tuskegee	20/0	2007-08	
Patton, Marvcus	LB	53		UCLA	64/61	1999-02	1999-02
Paul, Whitney	DE/LB	53		Colorado	87/71	1976-81, 1986	1976-80
Payton, Eddie	KR	34		Jackson State	14/0	1978	
Pearson, Aaron	LB	96		Mississippi State	43/19	1986-88	1987-88
Pearson, Barry	WR	85		Northwestern	36/19	1974-76	1975
Pearson, Jayce	CB	24		Washington	90/27	1986-92	1991
Peay, Francis	T	75		Missouri	19/10	1973-74	1973
Pelluer, Steve	QB	11		Washington	18/3	1989-91	
Penn, Chris	WR	81		Tulsa	26/16	1994-96	1996
Pennington, Durwood	K	1		Georgia	3/0	1962	
Perez, Joe	WR	12		Murray State	0/0	2000	
Perkins, Horace	CB	20		Colorado	16/0	1979	
Perriman, Brett	WR	85		Miami (Fla.)	5/4	1997	
Perry, Ed	TE	48		James Madison	6/0	2005	
Perry, Michael Dean	DT	95		Clemson	1/0	1997	
Peterson, Bill	LB	55		San Jose State	14/9	1975	1975
Peterson, Cal	LB	50		UCLA	43/14	1979-81	
Peterson, Todd	K	2		Georgia	27/0	2000-01	2000-01**
Petry, Stan	CB	45		TCU	34/1	1989-91	
Phillips, Joe	DT	75		SMU	91/89	1992-97	1992-97
Pickens, Bruce	CB	39		Nebraska	3/0	1993	
Pietrzak, Jim	C	62		Eastern Michigan	2/0	1987	
Pile, Willie	S	35		Virginia Tech	16/5	2004	
Pimentel, Mickey	LB	52		California	0/0	2007	
Pippens, Woodie	RB	41		Thiel College	2/0	1987	
Piscitelli, Sabby	S	42		Oregon State	16/2	2011	
Pitlotua, Ropati	DE	75		Washington State	15/10	2012	2012
Pitts, Frank	WR	25		Southern (La.)	74/33*	1965-71	1968-70
Ply, Bobby	DB	14		Baylor	73/--	1962-67	
Podolak, Ed	RB	14		Iowa	104/66	1969-77	1970-74, 1976-77
Poe, Dontari	NT	92		Memphis	16/16	2012	2012
Pollard, Bernard	S	49		Purdue	48/31	2006-08	2007-08
Pope, Daniel	P	13		Alabama	16/0	1999	1999**
Pope, Leonard	TE	45		Georgia	45/24	2009-11	2009, 2011
Popson, Ted	TE	48		Portland State	25/13	1997-98	1997
Porter, Kevin	S	27		Auburn	76/53	1988-92	1988-91
Porter, Lewis	E	26		Southern (La.)	5/1	1970	
Potter, Steve	LB	58		Virginia	16/1	1983	
Powe, Jerrell	DL	95		Mississippi	10/0	2011-12	
Powers, Clyde	S	29		Oklahoma	1/0	1978	
Prater, Dean	DE	79		Oklahoma State	18/1	1982-83	
Price, Maurice	WR	17		Charleston Southern	0/0	2007-08	
Price, Ricky	S	35		Oklahoma State	9/0	2009-10	
Pricer, Bill	FB	33		Oklahoma	6/--	1961	
Printers, Casey	QB	7		Florida A&M	0/0	2006	
Proby, Bryan	DT	67		Arizona State	3/0	1995	
Prudhomme, Remi	G	65		Louisiana State	28/0	1968-69	
Pruitt, Mike	RB	43		Purdue	25/23	1985-86	1985-86
Pupunu, Alfred	TE	85		Weber State	1/0	1997	

Q

Quinn, Brady	QB	9		Notre Dame	10/8	2012	2012
Quinn, Jonathan	QB	12		Middle Tennessee State	1/0	2002-03	

R

Radecic, Scott	LB	97		Penn State	48/31	1984-86	1985-86
Randle, Ervin	LB	55		Baylor	20/6	1991-92	1992
Ranglin, Rich	OL	67		Central Connecticut St.	0/0	2012	
Ransom, Derrick	DT	95		Cincinnati	56/26	1998-02	2001-02
Rasley, Rocky	G	66		Oregon State	11/8	1975	1975

Player	Pos.	Jersey(s) Worn	College	GP/GS	Year(s) Played	Year(s) Started
Rayner, Dave	K	6	Michigan State	10/0	2007	2007**
Reamon, Tommy	RB	21	Missouri	11/4	1976	1976
Reardon, Kerry	CB	15	Iowa	58/26	1971-76	1975-76
Rebstock, Pete	WR	6	Colorado State	0/0	2002	
Reed, James	DT	92	Iowa State	19/15	2006-07	2006
Reed, Tony	RB	32	Colorado	56/42	1977-80	1977-80
Reese, Allen	DT	97	Kansas State	2/0	2003	
Reese, Jerry	S	31	Oklahoma	21/7	1979-80	1979
Reeves, Jacques	DB	35	Purdue	2/1	2012	
Reynolds, Al	G	60	Tarkio	98/--	1960-67	1962-64
Rice, Andrew	DT	58	Texas Southern	18/--	1966-67	1966
Richardson, Barry	T	67	Clemson	48/33	2008-11	2010-11
Richardson, Gloster	WR	30	Jackson State	51/28*	1967-70	1967-69
Richardson, Mike	CB	23, 30	Notre Dame	11/1	2009-10	
Richardson, Tony	FB	49	Auburn	163/96	1995-05	1999-05
Ricketts, Tom	G	64	Pittsburgh	3/0	1993	
Ricks, Lawrence	RB	42	Michigan	17/0	1983-84	
Ricks, Mikhael	WR/TE	85	Stephen F. Austin	17/0	2000-01	
Riley, Victor	T	66	Auburn	55/52	1998-01	1998-00
Rison, Andre	WR	89	Michigan State	45/43	1997-99	1997-99
Roaf, Willie	T	77	Louisiana Tech	58/58	2002-05	2002-05
Roberts, Alfredo	TE	87	Miami (Fla.)	48/22	1988-90	1988, 1990
Robinson, Johnny	S/HB	42	Louisiana State	164/56*	1960-71	1960-71
Robinson, Kevin	WR	14	Utah State	8/0	2008	
Robinson, Mark	S	30	Penn State	48/7	1984-87	
Roche, Brian	TE	85	San Jose State	4/1	1998	
Rochester, Paul	DT	72	Michigan State	48/--	1960-63	1961-63
Rogers, Justin	LB	55	SMU	1/0	2009	
Rogers, Steve	T	77	Brigham Young	3/0	1987	
Rogers, Tracy	LB	52	Fresno State	75/19	1990-96	1993
Rome, Stan	WR	87	Clemson	42/4	1979-82	
Romeo, Tony	E	80	Florida State	14/--	1961	
Roquemore, Durwood	CB	38	Texas A&I	24/3	1982-83	
Rosdahl, Hatch	DE	76	Penn State	28/--	1964-66	
Rose, Donovan	CB	27	Hampton Institute	7/0	1980	
Ross, Derrick	RB	39	Tarleton State	7/0	2006	
Ross, Kevin	CB	31	Temple	156/144	1984-93, 1997	1984-93
Ross, Louis	DE	75	South Carolina State	1/0	1975	
Rourke, Jim	G	70	Boston College	64/20	1980-84, 1986	1980, 1984
Routt, Stanford	CB	26	Houston	7/7	2012	
Rozumek, Dave	LB	55	New Hampshire	45/16	1976-79	1978
Rucker, Keith	DT	96	Ohio Wesleyan	0/0	1997	
Rucker, Martin	TE	83	Missouri	0/0	2012	
Rudnay, Jack	C	58	Northwestern	178/171	1970-82	1970-82
Rush, Bob	C	53	Memphis State	47/47	1983-85	1983-85
Ryan, Sean	TE	89	Boston College	10/8	2009	

S

Sadowski, Troy	TE	87	Georgia	14/1	1991	
Saleaumua, Dan	DT	97	Arizona State	125/117	1989-96	1989-96
Sally, Jerome	NT	70	Missouri	3/2	1988	
Sampson, Kevin	T	79	Syracuse	16/7	2004-06	
Samuels, Tony	TE	86	Bethune-Cookman	50/19	1977-80	1979
Sams, B.J.	KR	30	McNeese State	3/0	2008	
Sanders, Clarence	LB	50	Cincinnati	16/1	1978	
Sands, Terrell	DE	91	UT - Chattanooga	0/0	2001	
Sapp, Benny	CB	20	Northern Iowa	56/6	2004-07	
Savage, Dantrell	RB	29	Oklahoma State	13/0	2008-09	
Saxon, James	P	21, 45	San Jose State	54/6	1988-91	
Sauerbrun, Todd	RB	5	West Virginia	16/0	2000	2000**
Saxton, James	HB	10	Texas	13/--	1962	
Scanlon, Rich	LB	91	Syracuse	31/0	2004-06	
Scott, Todd	S	47	Southwestern Louisiana	10/0	1997	
Scott, Willie	TE	81	South Carolina	72/36	1981-85	1983-84
Seals, George	DT	67	Missouri	24/2	1972-73	
Sellers, Goldie	DB	20	Grambling	28/6	1968-69	
Sensibaugh, Mike	S	20	Ohio State	63/55	1971-75	1972-75
Seurer, Frank	QB	10	Kansas	9/2	1986-87	
Sharpe, Montique	DT	61	Wake Forest	5/0	2003	
Shaw, Dennis	QB	12	San Diego State	1/0	1978	
Sheffield, Cameron	LB	55	Troy	18/1	2010-12	
Shehee, Rashaan	RB	22	Washington	25/5	1998-99	
Shields, Billy	T	70	Georgia Tech	2/0	1985	
Shields, Will	G	68	Nebraska	224/223	1993-06	1993-06
Shorthose, George	WR	80	Missouri	3/0	1985	
Siavii, Junior	DT	94	Oregon	26/0	2004-05	
Siglar, Ricky	T	66, 72	San Jose State	68/50	1993-96, 1998	1993-96
Siler, Brandon	LB	52	Florida	16/4	2011-12	

Player	Pos.	Jersey(s)		College	GP/GS	Year(s) Played	Year(s) Started
		Worn					
Simien, Tracy	LB	54		TCU	99/84	1991-97	1991-96
Simmons, Bob	G	73		Texas	88/70	1977-83	1977-80, 1983
Simmons, Wayne	LB	56		Clemson	20/18	1997-98	1997-98
Simoneau, Mark	LB	99		Kansas State	1/0	2010	
Simons, Keith	DT	72		Minnesota	20/12	1976-77	1976-77
Sims, Ryan	DT	90		North Carolina	59/36	2002-06	2003-04
Sims, Tom	NT	95		Pittsburgh	26/0	1991-92, 1996	
Sippio, Bobby	WR	83		Western Kentucky	9/0	2007	
Slaughter, Webster	WR	85, 88		San Diego State	16/7	1995	1995
Smith, Blane	S	27		SMU	3/1	1987	
Smith, Chris	RB	47		Notre Dame	4/3	1986-87	
Smith, Dave	WR	70		Indiana (Pa.)	2/1	1973	
Smith, Fletcher	DB	17		Tennessee A&I	24/-	1966-67	
Smith, Franky	T	72		Alabama A&M	4/2	1980	
Smith, Jeff	RB	42		Nebraska	28/1	1985-86	
Smith, Jeff	C/G	65		Tennessee	30/5	1996-99	
Smith, J.J.	RB	22		Kansas State	0/0	1995-96	
Smith, J.T.	WR	86		North Texas State	83/48	1978-84	1979-81
Smith, Kenny	DT	90		Alabama	6/0	2009	
Smith, Khreem	DE	72		Oklahoma State	2/0	2007	
Smith, Kolby	RB	21		Louisville	27/9	2007-09	2007
Smith, Lucious	CB	23		Cal State - Fullerton	16/13	1983	1983
Smith, Michael	WR	83		Kansas State	2/0	1992	
Smith, Neil	DE	90		Nebraska	138/127	1988-96	1988-96
Smith, Noland	WR	1, 46		Tennessee State	32/0*	1967-69	
Smith, Richard	WR	17		Arkansas	4/0	2004	
Smith, Shaun	DT	90		South Carolina	16/10	2010	2010
Smith, Sid	T	70		Southern California	42/1	1970-72	
Smith, Wade	G/T	74		Memphis	31/16	2008-09	2009
Snipes, Angelo	LB	52		West Georgia	17/8	1987-89	
Snow, Percy	LB	59		Michigan State	30/16	1990-92	1990
Spani, Gary	LB	59		Kansas State	124/89	1978-86	1978-85
Spann, Gary	LB	94		TCU	2/1	1987	
Spears, Marcus	T	70		Northwestern (La.) State	79/18	1997-03	2001
Spikes, Jack	FB/K	30		TCU	51/-	1960-64	1960-61, 1964
Stallings, Tre	G	61		Mississippi	1/0	2006-07	
Stams, Frank	LB	55		Notre Dame	1/0	1995	
Stanzi, Ricky	QB	13		Iowa	0/0	2011	
Stargell, Tony	CB	45		Tennessee State	8/4	1996	
Staysniak, Joe	G	72		Ohio State	6/0	1992	
Stedman, Troy	LB	94		Washburn	5/0	1988	
Stein, Bob	LB	66		Minnesota	50/2	1969-72	
Steinfeld, Al	C	69		C.W. Post	7/0	1982	
Stenerud, Jan	K	3		Montana State	186/0	1967-79	1967-79**
Stensrud, Mike	NT/DE	67		Iowa State	13/5	1988	
Stephens, Hal	DE	92		Eastern Carolina	1/0	1985	
Stephens, John	RB	21		Northwestern (La.) State	7/0	1993	
Stephens, Santo	LB	53		Temple	16/0	1993	
Stephenson, Donald	T	79		Oklahoma	16/7	2012	
Stevens, Matt	QB	1		UCLA	3/2	1987	
Still, Art	DE	67		Kentucky	136/133	1978-87	1978-87
Stills, Gary	LB/DE	55, 56		West Virginia	87/1	1999-05	
Stockemer, Ralph	RB	21		Baylor	2/0	1987	
Stone, Jack	T	70		Oregon	14/-	1960	
Story, Bill	G	62		Southern Illinois	14/2	1975	
Stover, Smokey	LB	35		Northeast Louisiana	98/-	1960-66	1960-61
Stowers, Tommie	RB	48		Missouri	1/0	1994	
Stoyanovich, Pete	K	10		Indiana	69/0	1996-00	1996-99**
Strada, John	TE	87		William Jewell	11/0	1974	
Stradford, Troy	RB	25		Boston College	10/0	1991	
Stroud, Morris	TE	88		Clark	69/49	1969-74	1970-74
Stryzinski, Dan	P	4		Indiana	32/0	2001-02	2001-02**
Studebaker, Andy	DE/LB	96		Wheaton	70/8	2008-12	
Studdard, Les	C	64		Texas	9/2	1982	
Succop, Ryan	K	6		South Carolina	64/0	2009-12	2009-12**
Sullivan, Kent	P	10		California Lutheran	1/0	1992	
Surtain, Patrick	CB	23		Southern Mississippi	55/49	2005-08	2005-07
Svitek, Will	T	71		Stanford	16/4	2005-07	
Swanson, Pete	G/T	73		Stanford	0/0	1998	
Swink, Jim	HB	23		TCU	5/-	1960	
Swoopes, Patrick	NT	67		Mississippi State	4/0	1991	
Szott, Dave	G	79		Penn State	143/135	1990-00	1990-97, 1999

T

Tait, John	T	76		Brigham Young	75/66	1999-03	2000-03
Talton, Ken	RB	45		Cornell	2/0	1980	
Tamm, Ralph	G	64		West Chester	48/0	1997-99	
Tanney, Alex	QB	4		Monmouth (Ill.)	0/0	2012	

Player	Pos.	Jersey(s)		College	GP/GS	Year(s) Played	Year(s) Started
		Worn					
Tate, Willy	TE	80		Oregon	1/0	1998	
Taylor, Herb	T	65		TCU	18/1	2007-08	
Taylor, Jay	CB	27		San Jose State	31/5	1993-95	
Taylor, Kitrick	WR	82		Washington State	16/0	1988	
Taylor, Otis	WR	89		Prairie View	130/69*	1965-75	1966-74
Taylor, Roger	T	76		Oklahoma State	13/0	1981	
Taylor, Steve	S	48		Kansas	14/13	1976	
Terrell, Marvin	G	63		Mississippi	38/--	1960-63	1962-63
Terry, Chris	T	60		Georgia	18/8	2006-07	2007
Terry, Doug	S	24, 25, 32		Kansas	57/10	1992-95	1993
Thigpen, Tyler	QB	4		Coastal Carolina	16/11	2007-09	2008
Thomas, Bill	RB	43		Boston College	14/0	1974	
Thomas, Carlton	CB	38		Elizabeth City State	4/2	1987	
Thomas, Charlie	RB	49		Tennessee State	7/0	1975	
Thomas, Chris	WR	87		Cal Poly - San Luis Obispo	10/5	2001	
Thomas, Derrick	LB	58		Alabama	169/158	1989-99	1989-99
Thomas, Emmitt	CB	18		Bishop College	181/148*	1966-78	1967-78
Thomas, Gene	FB	45		Florida A&M	28/--	1966-67	
Thomas, Jewel	RB	31		San Jose State	10/1	1983	
Thomas, Ken	RB	35		San Jose State	14/0	1983	
Thomas, Pat	LB	55		North Carolina State	16/9	2007-08	2008
Thomas, Robb	WR	81		Oregon State	39/25	1989-91	1990-91
Thomas, Todd	C	62		North Dakota	15/0	1981	
Thompson, Arland	G	58		Baylor	3/3	1987	
Thompson, Bennie	S	46		Grambling	32/0	1992-93	
Thompson, Del	RB	39		Texas - El Paso	6/0	1982	
Thompson, Ernie	RB	45		Indiana	16/2	1993	
Thompson, Leroy	RB	44		Penn State	16/0	1995	
Thornbladh, Bob	LB	50		Michigan	14/0	1974	
Thorp, Don	DE	71		Illinois	3/0	1988	
Thorpe, Craphonso	WR	12		Florida State	0/0	2005	
Thorpe, Neiko	DB	38		Auburn	9/0	2012	
Threats, Jabbar	DE	65		Michigan State	0/0	2002	
Tolliver, Billy Joe	QB	8		Texas Tech	3/0	1997	
Tongue, Reggie	S	25, 41		Oregon State	63/47	1996-99	1997-99
Toribio, Anthony	DT	98		Carson-Newman	16/0	2010	
Trahan, John	WR	83		Southern California	3/3	1987	
Traylor, Keith	DT	94		Central Oklahoma	31/1	1995-96	
Trosch, Gene	DE	74		Miami (Fla.)	27/0*	1967-69	
Truluck, R-Kal	DE	91		SUNY Cortland	20/0	2002-03	
Tucker, Verran	WR	15		California	11/2	2010	
Turley, Kyle	T	74		San Diego State	14/12	2006-07	2006
Tyler, Tank	DT	93		North Carolina State	37/19	2007-09	2008
Tynes, Lawrence	K	1		Troy State	48/0	2004-06	2004-06**
Tyrer, Jim	T	77		Ohio State	180/82*	1961-73	1962-73

U

Upshaw, Marvin	DE	81		Trinity	67/60	1970-75	1971-75
Urban, Jerheme	WR	83		Trinity	6/1	2010-11	

V

Valerio, Joe	T	73		Pennsylvania	61/4	1991-95	
Vanover, Tamarick	WR	87		Florida State	70/6	1995-99	1996
Van Pelt, Alex	QB	10		Pittsburgh	0/0	1993	
Vaughn, Jon	RB	21		Michigan	3/0	1994	
Villa, Danny	G	72		Arizona State	59/3	1993-96	
Vitali, Mark	QB	6		Purdue	0/0	1977	
Vlasic, Mark	QB	13		Iowa	6/1	1991-92	
Vrabel, Mike	LB	50		Ohio State	30/30	2009-10	2009-10

W

Wade, Bobby	WR	80		Arizona	12/6	2009	
Wade, Charlie	WR	84		Tennessee State	5/0	1977	
Waldrop, Rob	DT	98		Arizona	3/0	1994	
Walden, Erik	LB	52		Middle Tennessee State	9/0	2008	
Walker, Bracy	S	40, 27		North Carolina	56/1	1994, 1998-01	
Walker, Derrick	TE	82		Michigan	58/28	1994-97	1994, 1996
Walker, James	LB	54		Kansas State	4/2	1983	
Walker, John	DT	98		Nebraska - Omaha	3/2	1987	
Walker, Wayne	K	68		Northwestern Louisiana	4/0	1967	1967**
Wallace, Steve	T	70, 74		Auburn	10/0	1997	
Walls, Lenny	CB	35		Boston College	16/2	2006	
Walters, Pierre	LB	97		Eastern Illinois	3/0	2009	
Walters, Rod	G	76		Iowa	52/7	1976, 1978-80	

Player	Pos.	Jersey(s)		College	GP/GS	Year(s) Played	Year(s) Started
			Worn				
Walton, Riley	TE		88	Tennessee State	2/0	1987	
Walton, Wayne	G/T		72	Abilene Christian	23/1	1973-74	
Ward, LaShaun	WR		84	California	1/0	2003	
Warfield, Eric	CB		44	Nebraska	115/77	1998-05	2001-05
Warner, Charley	DB		25	Prairie View	19/--	1963-64	
Washington, Brian	S	29, 48		Nebraska	31/31	1995-96	1995-96
Washington, Charles	DB		46	Cameron	22/1	1990-91	
Washington, Dewayne	CB		30	North Carolina State	16/1	2005	
Washington, Donald	S/CB	20, 27		Ohio State	32/5	2009-11	
Washington, Thomas	DT		64	Winston-Salem St.	0/0	2000	
Washington, Tim	CB		42	Fresno State	1/0	1982	
Washington, Tavares	G		65	Florida	2/0	2008	
Waters, Brian	G		54	North Texas	163/149	2000-10	2001-10
Watson, Tim	S		26	Howard	9/0	1993-95	
Weatherford, Steve	P		6	Illinois	2/0	2008	
Weathers, Clarence	WR		80	Delaware State	11/0	1989	
Webb, Jeff	WR		80	San Diego State	31/3	2006-08	
Webster, David	DB		21	Prairie View	28/--	1960-61	1960-61
Webster, Mike	C		53	Wisconsin	25/23	1989-90	1989-90
Welbourn, John	T		76	California	47/39	2004-07	2004-05, 2007
Werner, Clyde	LB		54	Washington	63/4	1970-74, 1976	
Wesley, Greg	S		25	Arkansas - Pine Bluff	118/103	2000-07	2000-06
Wesson, Ricky	CB		25	SMU	14/0	1977	
West, Lyle	S		30	San Jose State	29/2	2002-03	
West, Robert	WR		26	San Diego State	19/5	1972-73	1972
Wetzel, Ron	TE		87	Arizona State	16/0	1983	
Whitaker, Danta	TE		82	Mississippi Valley State	16/3	1990	
White, Ted	QB		7	Howard	0/0	1999	
White, Walter	TE	81, 88		Maryland	63/37	1975-79	1977-78
White, William	S		35	Ohio State	43/21	1994-96	1994
Whitehurst, David	QB		15	Furman	0/0	1984	
Whitmore, David	S		41	Stephen F. Austin	18/16	1993-94	1993-94
Wickert, Tom	G		66	Washington State	5/0	1977	
Wiegmann, Casey	C		62	Iowa	143/143	2001-07, 2010-11	2001-07, 2010-11
Wilkerson, Jimmy	DE	66, 96		Oklahoma	72/5	2003-07	
Willard, Jerrott	LB		57	California	1/0	1998	
Williams, Brett	T		74	Florida State	5/0	2003-04	
Williams, Chandler	WR		8	Florida International	0/0	2010	
Williams, Dan	DE		92	Toledo	42/25	1997, 1999-01	1999-00
Williams, Demorrio	LB		53	Nebraska	60/22	2008-11	2009
Williams, Harvey	RB	22, 44		Louisiana State	35/7	1991-93	
Williams, Jerrol	LB		44	Purdue	6/0	1994	
Williams, Javarris	RB		40	Tennessee State	4/0	2009	
Williams, Jermaine	FB		43	Houston	11/2	2001	
Williams, Lawrence	WR		40	Texas Tech	18/5	1976-77	1977
Williams, Leon	LB		57	Miami (Fla.)	4/0	2012	
Williams, Mike	RB/TE		80	New Mexico	33/14	1979-81	1980
Williams, Robert	CB		40	Baylor	0/0	1993	
Williams, Robert	CB	46, 29		North Carolina	17/1	1998-99	
Williams, Sammy	T		72	Oklahoma	1/0	1999	
Williams, Stephen	DT		70	NW Missouri State	11/0	2006	
Williams, Tyrone	DE/DT	90, 96		Wyoming	17/0	2000-01	
Williamson, Fred	DB		24	Northwestern	37/--	1965-67	1965-66
Willis, Donald	G		60	North Carolina A&T	59/6	2000-04	
Wilson, Eddie	QB/P		12	Arizona	42/1	1962-64	1962**
Wilson, Jerrel	P		44	Southern Mississippi	203/0	1963-77	1963-77**
Wilson, Kris	TE/FB		84	Pittsburgh	49/23	2004-07	2006-07
Wilson, Mike	G		67	Dayton	4/0	1975	
Winston, Eric	T		74	Miami (Fla.)	16/16	2012	2012
Winters, Frank	G/C		65	Western Illinois	32/6	1990-91	1990
Wolf, James	DT		73	Prairie View	14/7	1976	1976
Wood, Duane	DB		48	Oklahoma State	65/--	1960-64	1960-64
Woodard, Ray	DE		70	Texas	6/0	1987	
Wooden, Terry	LB		90	Syracuse	15/8	1997	1997
Woods, Jerome	S	21, 31		Memphis	128/105	1996-05	1997-01, 2003-04
Word, Barry	RB		23	Virginia	44/17	1990-92	1992
Word, Mark	DE		67	Jacksonville State	6/0	1999	
Worthen, Naz	WR		84	North Carolina State	19/1	1989-90	
Wright, Elmo	WR		17	Houston	45/38	1971-74	1971, 1973-74
Wright, Felix	S		24	Drake	0/0	1993	
Wyatt, Kevin	CB		23	Arkansas	3/0	1987	
Wylie, Devon	WR		19	Fresno State	6/1	2012	

Y

Yakovonis, Ray	NT	92	East Stroadsburg State	2/0	1983	
Young, Michael	WR	85	UCLA	2/0	1994	
Young, Wilbur	DE	99	William Penn	94/70	1971-77	1972-77

Z

Player	Pos.	Jersey(s) Worn	College	GP/GS	Year(s) Played	Year(s) Started
Zamberlin, John	LB	61	Pacific Lutheran	22/10	1983-84	1984
Zaruba, Carroll	DB	46	Nebraska	7/--	1960	

*Only includes starts dating back to '68.

**Regular kicker or punter during that period.

Notes: The Chiefs All-Time Roster includes all players who were on the active roster for at least one regular season game or playoff contest. It also includes players who accrued at least one season as a member of a reserve or injury list. The one exception to this criteria is RB Stone Johnson, who had his number 33 retired after suffering a fatal injury in a '63 preseason contest. Jersey numbers refer to those numbers worn only in regular season or postseason play.

COLLEGE/UNIVERSITIES PRODUCING MOST CHIEFS PLAYERS

21	Louisiana State	
21	Notre Dame	9
20	Texas	9
18	Miami (Fla.)	8
18	UCLA	8
17	Kansas State	7
17	Penn State	7
16	Missouri, Nebraska, Oklahoma	6
15	Alabama, Arizona State, Iowa, Kansas, Michigan	6
14	Auburn, Baylor, San Jose State, Tennessee State	5
13	California, Florida State, Grambling,	5
	Michigan State, Pittsburgh, Southern California, SMU	4
12	North Carolina, Ohio State, Oregon	3
11	Houston, Purdue	2
10	Arkansas, Colorado, Stanford, Washington	1
	Arizona, Georgia, Oregon State, TCU, Tennessee, Texas Tech, Ulah State, Virginia, Texas A&M	9
	Boston College, Brigham Young, Clemson, Florida, Maryland, Mississippi, Oklahoma State, Prairie View	8
	Memphis, Minnesota, San Diego State, Southern Mississippi, Syracuse, Washington State	7
	Cincinnati, Georgia Tech, Illinois, Indiana, NC State, Northwestern, Temple, Texas Southern, Wake Forest	6
	Iowa State, Jackson State, Mississippi State, North Texas, Southern (La.), West Virginia	5
		8 schools
		22 schools
		45 schools
		124 schools

ALL-TIME ROSTER BY COLLEGES

Players listed on the Chiefs all-time roster have been produced by 276 different colleges and universities.

Abilene Christian2	Frostburg State1	Mt. San Antonio JC1	Southern Illinois2
Akron1	Furman2	Murray State1	SMU13
Alabama15	Gardner-Webb1	NE Missouri State1	Southern Mississippi7
Alabama A&M2	Georgia9	NE Louisiana1	Southwest Louisiana2
Alabama - Birmingham 1	Georgia Tech6	Nebraska16	Southwest Texas State 1
Albany (NY)1	Graceland (Iowa)1	Nebraska - Omaha2	Stanford10
Alcorn State3	Grambling13	Nevada - Reno1	Stephen F. Austin3
Appalachian State2	Grand Valley State1	New Hampshire1	SUNY - Cortland1
Arizona9	Hampton Institute2	New Mexico3	Syracuse7
Arizona State15	Hastings1	New Mexico State3	Tampa3
Arkansas10	Hawaii3	Nicholls State3	Tarkio1
Arkansas - Pine Bluff4	Heidelberg1	North Alabama1	Tarleton State1
Auburn14	Holy Cross3	North Carolina12	Temple6
Azusa Pacific1	Houston11	North Carolina A&T1	Tennessee9
Ball State1	Howard3	North Carolina Central 1	Tennessee - Chattanooga1
Baylor14	Howard Payne1	North Carolina College 1	Tennessee State14
Bethune-Cookman2	Humboldt State2	North Carolina State6	Texas20
Bishop College1	Idaho3	North Dakota3	Texas A&M9
Boise State1	Idaho State3	North Dakota State1	Texas A&M - Kingsville 4
Boston College8	Illinois6	North Texas5	TCU9
Boston University2	Illinois State1	Northeast Louisiana2	Texas Southern6
Bowling Green2	Indiana6	Northern Arizona3	Texas Tech9
Brigham Young8	Indiana (Pa.)2	Northern Colorado2	Texas - Arlington1
C.W. Post1	Iowa15	Northern Illinois2	Texas - El Paso4
Cal Poly - San Luis1	Iowa State5	Northern Iowa1	Thiel College1
Call State - Fullerton4	Itawamba J.C.1	Northern Michigan1	Toledo4
Cal State Long Beach 1	Jackson State5	Northern State1	Trinity2
California13	Jacksonville State1	Northwestern6	Troy State3
California Lutheran1	Jacksonville State (Ala.)1	Northwestern (La.) State 2	Tulane2
Cameron1	James Madison1	Northwestern Louisiana2	Tulsa4
Carson Newman2	Kansas15	Notre Dame21	Tusculum1
Central Arkansas1	Kansas State17	NW Missouri St.1	Tuskegee1
Central Florida2	Kent State2	Ohio State12	U.S. International1
Central Michigan1	Kentucky4	Ohio Wesleyan1	UCLA18
Central Oklahoma1	Knoxville1	Oklahoma16	UNLV3
Central State (Ohio)1	Lamar1	Oklahoma State8	Utah3
Charleston Southern1	Lehigh1	Oregon12	Utah State9
Chico State1	Linfield1	Oregon State9	Valdosta State1
Cincinnati6	Louisiana State21	Pacific1	Vanderbilt3
Clark1	Louisiana - Monroe1	Pacific Lutheran1	Virginia Union1
Clemson8	Louisiana Tech1	Paul Quinn1	Virginia9
Coastal Carolina1	Louisville5	Penn State17	Virginia Tech2
Colgate3	Maine1	Pennsylvania1	Wake Forest6
Colorado10	Marshall3	Pittsburgh13	Washburn1
Colorado State2	Maryland8	Pittsburg State1	Washington10
Concordia (Minn.)1	Massachusetts1	Portland State1	Washington State7
Concordia (Canada)1	McGill1	Prairie View8	Weber State1
Cornell1	McNeese State2	Purdue11	West Chester2
Culver-Stockton1	Memphis7	Rhode Island1	West Georgia1
Dartmouth1	Miami (Fla.)18	Rice2	West Texas State2
Dayton1	Miami (Oh.)2	Richmond1	West Virginia5
Delaware1	Michigan15	Rocky Mountain1	Western Carolina1
Delaware State1	Michigan State13	Rutgers3	Western Illinois1
Drake1	Mid-America Nazarene 1	SW Missouri State1	Western Kentucky1
Duke2	Middle Tennessee3	Sam Houston2	Western Michigan1
East Carolina2	Milton1	San Diego State7	Western Oregon1
East Stroudsburg State 1	Minnesota7	San Fernando Valley1	Wheaton1
East Texas State2	Minnesota - Duluth1	San Francisco1	Whitworth (WA)1
Eastern Carolina1	Mississippi8	San Jose State14	William & Mary1
Eastern Illinois2	Mississippi Delta J.C.1	Santa Clara2	William Jewell1
Eastern Kentucky3	Mississippi State5	South Carolina5	William Penn1
Eastern Michigan3	Mississippi Valley State2	South Carolina State2	Winston-Salem State1
Elizabeth City State2	Missouri16	South Dakota State1	Wisconsin4
Emporia State2	Missouri Valley College1	South Florida1	Wisconsin - La Crosse1
Florida8	Monmouth (Ill.)1	Southeast Louisiana1	Wyoming1
Florida A&M4	Montana State2	Southeast Missouri1	Yale2
Florida International1	Morehead State1	Southern (La.)5	Youngstown State1
Florida State13	Morgan State2	Southern California13	
Fresno State5	Morris Brown2	Southern Colorado1	

ALL-TIME NUMERICAL ROSTER



Player	Pos.	Year(s)
#1		
Adamle, Mike	RB	1971-72
Grupp, Bob	P	1979-81
Moon, Warren	QB	1999-00
Pennington, Durwood	K	1962
Smith, Noland	WR	1967-69
Stevens, Matt	QB	1987
Tynes, Lawrence	K	2004-06
#2		
Clements, Tom	QB	1980
Colquitt, Dustin	P	2005-12
Elliott, Lin	K	1994-95
Goodburn, Kelly	P	1987-90
Murray, Eddie	K	1992
Peterson, Todd	K	2000-01
#3 - Retired		
Agajanian, Ben	K	1961
Stenerud, Jan	K	1967-79
#4		
Barker, Bryan	P	1990-93
Fuller, Steve	QB	1979-82
Hamrick, James	K	1987
Murphy, Nick	P	2004
Palko, Tyler	QB	2010-11
Stryzinski, Dan	P	2001-02
Tanney, Alex	QB	2012
Thigpen, Tyler	QB	2007-09
#5		
Aguiar, Louie	P	1994-98
Barth, Connor	K	2008
Carney, John	K	2007
Cheek, Steve	P	2004
Colbert, Lewis	P	1986-87
deBruijn, Case	P	1982
McCann, Jim	P	1975
Sauerbrun, Todd	P	2000
#6		
Arnold, Jim	P	1983-85
McVea, Warren	RB	1969-73
Rayner, Dave	K	2007
Rebstock, Pete	WR	2002
Succop, Ryan	K	2009-12
Vitali, Mark	QB	1977
Weatherford, Steve	P	2008
#7		
Andrusyshyn, Zenon	P	1978
Cassel, Matt	QB	2009-12
Germaine, Joe	QB	2001
Gossett, Jeff	P	1981-82
Husted, Michael	K	2002
Huarte, John	QB	1969-71
Jaworski, Ron	QB	1989
Medlock, Justin	K	2007
Nott, Mike	QB	1976
Printers, Casey	QB	2006
White, Ted	QB	1999
#8		
Andersen, Morten	K	2002-03
Gray, Quinn	QB	2008
Greene, David	QB	2007
Lowery, Nick	K	1980-93
Orton, Kyle	QB	2011
Tolliver, Billy Joe	QB	1997
Williams, Chandler	WR	2010
#9		
Baker, Jason	P	2003-04

Player	Pos.	Year(s)
Bentley, Scott	K	1999
Carlson, Dean	QB	1972-74
Jones, Reggie	WR	1997
Kenney, Bill	QB	1979-88
Novak, Nick	K	2008
Quinn, Brady	QB	2012
#10		
Beathard, Pete	QB	1964-67, 1973
Copper, Terrance	WR	2009-12
Elkins, Mike	QB	1989-90
Green, Trent	QB	2001-06
Hagans, Maurice	WR	2008
Livingston, Mike	QB	1968-79
Saxton, James	HB	1962
Seurer, Frank	QB	1986-87
Stoyanovich, Pete	K	1996-00
Sullivan, Kent	P	1992
Van Pelt, Alex	QB	1993
#11		
Adams, Tony	QB	1975-78
Bellamy, Josh	WR	2012
Chambers, Chris	WR	2009-10
Douglas, Dameane	WR	2003
Gagliano, Bob	QB	1981-83
Grbac, Elvis	QB	1997-00
Home, Jeremy	WR	2010-11
Huard, Damon	QB	2004-08
Hudson, Doug	QB	1987
Jones, Reggie	WR	1997, 2001
Osiecki, Sandy	QB	1984
Pelluer, Steve	QB	1989-91
#12		
Baker, Jon	K	1999
Croyle, Brodie	QB	2006-10
Espinoza, Alex	QB	1987
Flores, Tom	QB	1969
Gannon, Rich	QB	1995-98
Hill, Jim	DB	1966
Jaynes, Dave	QB	1974
Perez, Joe	WR	2000
Quinn, Jonathan	QB	2002-03
Shaw, Dennis	QB	1978
Stanzi, Ricky	QB	2012
Thorpe, Craphonso	WR	2005
Wilson, Eddie	QB/P	1962-64
#13		
Bono, Steve	QB	1995-96
Clark, Wayne	QB	1975
Pope, Daniel	P	1999
Stanzi, Ricky	QB	2011
Vlasic, Mark	QB	1991-92
#14		
Blackledge, Todd	QB	1983-87
Blundin, Matt	QB	1992-95
Enis, Hunter	QB	1960
Greene, Tom	QB	1961
Jackson, Curtis	WR	2002-03
Lawrence, Quinten	WR	2009-10
McManus, Danny	QB	1988
Ply, Bobby	DB	1962-67
Podolak, Ed	RB	1969-77
Robinson, Kevin	WR	2008
#15		
Breaston, Steve	WR	2011-12
Collins, Todd	QB	1998-05
Duncan, Randy	QB	1961
Gutierrez, Matt	QB	2009
Lee, Jacky	QB	1967-69
Longmire, Sam	DB	1967-68

Player	Pos.	Year(s)
Martin, Ingle	QB	2008
Mathews, Steve	QB	1994-96
Mercer, Mike	K	1966
Rearдон, Kerry	CB	1971-76
Tucker, Verran	WR	2010
Whitehurst, David	QB	1984

#16 - Retired

Dawson, Len	QB	1962-75
--------------------	-----------	----------------

#17

Barnes, Pat	QB	1997
Curtis, Kevin	WR	2010
DeBerg, Steve	QB	1988-91
Gehrke, Jack	WR	1968
Krieg, Dave	QB	1992-93
Long, Lance	WR	2009
Murphy, Yo	WR	2002
Price, Maurice	WR	2007-08
Smith, Fletcher	DB	1966-67
Smith, Richard	WR	2004
Wright, Elmo	WR	1971-74

#18 - Retired

Flynn, Don	DB	1960-61
Grbac, Elvis	QB	1997-00
LaChapelle, Sean	WR	1996
Parker, Samie	WR	2004-07
Thomas, Emmitt	CB	1966-78

#19

Davidson, Cotton	QB/P	1960-61
Montana, Joe	QB	1993-94
Wylie, Devon	WR	2012

#20

Cherry, Deron	S	1981-91
Draughn, Shaun	RB	2012
Hall, Dante	RB/WR	2000-06
Hunt, Bobby	DB	1962-67
Jones, Thomas	RB	2010-11
Perkins, Horace	CB	1979
Sapp, Benny	CB	2004-07
Sellers, Goldie	DB	1968-69
Sensibaugh, Mike	S	1971-75
Washington, Donald	S/CB	2009-10

#21

Arenas, Javier	CB	2010-12
Austin, Hise	CB	1975
Bartee, William	S	2000-06
Bayless, Martin	S	1992-93, '95-96
Gaines, Clark	RB	1981-82
Garrett, Mike	RB	1966-70
Homan, Dennis	WR	1971-72
Lewis, Garry	CB	1993
Lewis, Tahaun	CB	1992
McKinney, Odis	S	1985
Morgado, Arnold	RB	1977-80
Reamon, Tommy	RB	1976
Saxon, James	RB	1988-91
Smith, Kolby	RB	2007-09
Stephens, John	RB	1993
Stockemer, Ralph	RB	1987
Vaughn, Jon	RB	1994
Webster, David	DB	1960-61
Woods, Jerome	S	1996-05

#22

Bookman, John	DB	1960
Brown, Dee	RB	2005-06
Carter, Perry	CB	1995
Cocroft, Sherman	S	1985-87
Grow, Monty	S	1994
Hagy, John	S	1991
Harrison, Glynn	RB	1976
Jakes, Van	DB	1983-84
Marshall, Larry	DB	1972-73, '78

Player	Pos.	Year(s)
McClellion, Central	CB	2002
McCleon, Dexter	CB	2003-05
McCluster, Dexter	WR	2010-12
McKnight, Ted	RB	1977-81
Mitchell, Willie	DB	1964-71
Morris, Donnie Joe	RB	1974
Patterson, Dimitri	CB	2007-08
Shehee, Rashaan	RB	1998-99
Smith, J.J.	RB	1995-96
Williams, Harvey	RB	1991-93

#23

Blaylock, Derrick	RB	2001-04
Coan, Bert	RB	1963-68
Colclough, Ricardo	CB	2008-09
Dickerson, Ron	WR	1993-94
Gant, Earl	RB	1979-80
Gray, Carlton	CB	1999-00
Hadley, David	CB	1970-72
Hill, Greg	CB	1984-88
Johnson, Clyde	CB	1997
Keyes, Leroy	RB	1973
Lewis, Kendrick	S	2010-12
Richardson, Mike	CB	2009-10
Smith, Lucious	CB	1983
Surtain, Patrick	CB	2005-08
Swink, Jim	HB	1960
Word, Barry	RB	1990-92
Wyatt, Kevin	CB	1987

#24

Bartee, William	CB	2000-06
Belser, Ceaser	DB	1968-71
Ellison, Willie	RB	1973-74
Flowers, Brandon	CB	2008-12
Green, Gary	CB	1977-83
Kaiser, Jason	CB	1998
Law, Ty	CB	2006-07
McMillan, Erik	S	1993
Pearson, Jayce	CB	1986-92
Terry, Doug	S	1992-95
Williamson, Fred	DB	1965-67
Wright, Felix	S	1993

#25

Charles, Jamaal	RB	2008-12
Collins, Mark	CB/S	1994-96
Copeland, Danny	S	1989-90
Epps, Jack	S	1987
Hollis, David	DB	1988
Nix, Doyle	DB	1961
Pitts, Frank	WR	1965-71
Stradford, Troy	RB	1991
Terry, Doug	S	1992-95
Tongue, Reggie	S	1996-99
Warner, Charley	DB	1963-64
Wesley, Greg	S	2000-07
Wesson, Ricky	CB	1977

#26

Adams, Vashone	S	1998
Allen, Taje	CB	2001-02
Barbaro, Gary	S	1976-82
Battle, Jackie	RB	2007-11
Battle, Julian	CB	2003-05
Bennett, Michael	RB	2006-07
Dishman, Cris	CB	1999
Dozier, Cornelius	S	1987
Jackson, Frank	WR	1961-65
Lane, Skip	CB/S	1984
Lowe, Paul	RB	1968-69
Oliver, Muhammed	CB	1993
Palmer, Paul	RB	1987-88
Porter, Lewis	E	1970
Rouff, Stanford	CB	2012
Watson, Tim	S	1993-95
West, Robert	WR	1972-73

Player	Pos.	Year(s)
#27		
Brown, Theotis	RB	1983-84
Elam, Abram	S	2012
Green, Woody	RB	1974-76
Hill, Greg	RB	1994-97
Johnson, Larry	RB	2003-09
Julien, Jarmar	RB	2002
Kratzer, Dan	WR	1973
Milo, Ray	S	1978
Porter, Kevin	S	1988-92
Rose, Donovan	CB	1980
Smith, Blane	S	1987
Taylor, Jay	CB	1993-95
Walker, Bracy	S	1994, 1998-01
Washington, Donald	DB	2009-11

#28 - Retired

Haynes, Abner	RB	1960-65
----------------------	-----------	----------------

#29

Belser, Jason	S	2001-02
Berry, Eric	S	2010-12
Hill, Greg	RB	1993-97
Knight, Sammy	S	2005-06
Lewis, Albert	CB	1983-93
McMillian, Mark	CB	1997-98
Powers, Clyde	S	1978
Savage, Dantrell	RB	2008-09
Washington, Brian	S	1995-96
Williams, Robert	CB	1998-99

#30

Bayless, Martin	S	1992-93, 1995-96
Bennett, Donnell	RB	1994-00
Bledsoe, Curtis	RB	1981-82
Brown, Jalil	DB	2011-12
Brown, Mike	S	2009
Carruth, Paul Ott	RB	1989
Colclough, Ricardo	CB	2008-09
Harris, Gilbert	RB	2007
Miller, Cleophus	RB	1974-75
Richardson, Gloster	WR	1967-70
Richardson, Mike	CB	2009-10
Robinson, Mark	S	1984-87
Sams, B.J.	KR	2008
Spikes, Jack	RB/K	1960-64
Washington, Dewayne	CB	2005
West, Lyle	S	2002-03

#31

Hartman, Tysyn	DB	2012
Holmes, Priest	RB	2001-07
Kinney, Jeff	RB	1972-76
Leggett, Maurice	CB/S	2008-10
Reese, Jerry	S	1979-80
Ross, Kevin	CB	1984-93, '97
Thomas, Jewerl	RB	1983
Woods, Jerome	CB	1996-05

#32

Agee, Tommie	RB	1989
Allen, Marcus	RB	1993-97
Dickinson, Bo	RB	1960-61
Draughn, Shaun	RB	2011
Gray, Cyrus	RB	2012
Horton, Ethan	RB	1985
Johnson, Jack	DB	1961
Jones, Doug	DB	1973-74
McClinton, Curtis	RB	1962-69
Moriarty, Larry	RB	1986-88
Reed, Tony	RB	1977-80
Terry, Doug	S	1992-95

#33 - Retired

Johnson, Curley	HB	1960
Johnson, Stone	RB	1963
Pricer, Bill	RB	1961

Player	Pos.	Year(s)
#34		
Brackenridge, Tyrone	CB	2007-08
Burruss, Lloyd	S	1981-91
Carter, Dale	CB	1992-98
Cloud, Michael	RB	1999-02
Daniels, Travis	CB	2009-12
Haslip, Wilbert	RB	1979
Johnson, Larry	RB	2003-09
Macklin, David	CB	2008
Payton, Eddie	KR	1978

#35

Atkins, Larry	S/LB	1999-02
Barksdale, Rashad	CB	2007
Belton, Horace	RB	1978-81
Celestin, Oliver	S	2008
Johnson, Melvin	S	1998
Okoye, Christian	RB	1987-92
Otis, Jim	RB	1971-72
Pile, Willie	S	2004
Price, Ricky	S	2009-10
Reeves, Jacques	CB	2012
Stover, Smokey	LB	1960-66
Thomas, Ken	RB	1983
Walls, Lenny	CB	2006
White, William	S	1994-96

#36 - Retired

Daniels, Clemon	DB	1960
Hill, Mack Lee	RB	1964-65

#37

Collier, Tim	CB	1976-79
Delaney, Joe	RB	1981-82

#38

Anders, Kimble	FB	1991-00
Bragg, Michael	CB	2006
Brannon, Solomon	DB	1965-66
Brown, Dee	RB	2005-06
Finley, Clint	S	2002-03
Gunter, Michael	RB	1984
Hayes, Wendell	RB	1968-74
Johnson, Tervaris	RB	2010
Loveall, Calvin	CB	1988
Morgan, DaJuan	S	2008-09
Odom, Ricky	S	1978
Roquemore, Durwood	CB	1982-83
Thomas, Carlton	DB	1987
Thorpe, Neiko	DB	2012

#39

Bailey, Mark	RB	1977-78
Carr, Brandon	CB	2008-11
Crockett, Ray	CB	2001-02
Everett, Eric	CB	1991
Griffin, Stephen	RB	1987
Morris, Bam	RB	1999
Moser, Rick	RB	1981
Pickens, Bruce	CB	1993
Ross, Derrick	RB	2006
Thompson, Del	RB	1982

#40

Bell, Billy	CB	1991
Davis, Ricky	S	1977
Green, Boyce	RB	1986
Harris, Corey	CB	2001-03
Hasty, James	CB	1995-00
Hillis, Peyton	RB	2012
Jackson, Charlie	DT	1960
Lacy, Ken	RB	1984-85, '87
Mack, Cedric	CB	1992
Marsalis, Jim	CB	1969-75
Walker, Bracy	S	1994, 1998-00
Williams, Javarris	RB	2009
Williams, Lawrence	WR	1976-77

Player	Pos.	Year(s)
Williams, Robert	CB	1993
#41		
Bates, Jackie	CB	2010
Christopher, Herb	S	1979-82
Connot, Scott	S	2004
Crawford, Keith	S	1998
Dennis, Pat	CB	2000-01
Dressler, Doug	RB	1975
Evans, James	RB	1987
Hill, Kenny	S	1989
Jankowski, Bruce	WR	1971-72
Jenkins, Keyvan	RB	1988
Johnson, Darrius	CB	2003
McCarthy, Kyle	DB	2012
Parker, Anthony	CB	1991
Pippens, Woodie	RB	1987
Tongue, Reggie	S	1996-99
Whitmore, David	S	1993-94
#42		
Carter, M.L.	CB	1979-81
Cox, Mike	FB	2008-10
Cruz, Ronnie	RB	2005-06
Donaldson, Jeff	S	1990
Harts, Shaunard	S	2001-04
Lane, MacArthur	RB	1975-78
Malone, Darrell	CB	1992
Mincy, Charles	S	1991-94
Piscitelli, Sabby	S	2011
Ricks, Lawrence	RB	1983-84
Robinson, Johnny	S/HB	1960-71
Smith, Jeff	RB	1985-86
Washington, Tim	CB	1982
#43		
Bolden, Juran	CB	1999
Brockington, John	RB	1977
Easy, Omar	FB	2002-04
Gafford, Thomas	LS	2008-12
Hanoian, Greg	FB	2006
Jackson, Billy	RB	1981-84
Jones, Bill	RB	1990-92
Parker, Robert	RB	1987
Pruitt, Mike	RB	1985-86
Thomas, Bill	RB	1974
Williams, Jermaine	FB	2001
#44		
Anderson, Darren	CB	1994-97
Harris, Eric	CB	1980-82
Harris, Jimmy	DB	1960-61
Heard, Herman	RB	1984-89
Kelley, Ed	DB	1961
McClain, Le'Ron	FB	2011
Page, Jarrad	S	2006-09
Parker, Kerry	CB	1984
Thompson, Leroy	RB	1995
Warfield, Eric	CB	1998-05
Williams, Harvey	RB	1991-93
Williams, Jerrol	LB	1994
Wilson, Jerrel	P	1963-77
#45		
Baber, Billy	TE	2001-03
Brooks, Bucky	CB	1997-98
Bryant, Trent	CB	1982-83, '87
Eachus, Nate	RB	2012
Grayson, Dave	DB	1961-64
Holmes, Robert	RB	1968-71
Johnson, Jimmie	TE	1994
Johnson, Sidney	CB	1988
LaGrand, Morris	RB	1975
Maxey, Marcus	CB	2006
McNeil, Pat	RB	1976-77
Merritt, Michael	TE	2008
Petry, Stan	CB	1989-91
Pope, Leonard	TE	2009-11

Player	Pos.	Year(s)
Saxon, James	RB	1988-91
Stargell, Tony	CB	1996
Talton, Ken	RB	1980
Thomas, Gene	FB	1966-67
Thompson, Ernie	RB	1993
#46		
Castille, Tim	RB	2009-10
Clemons, Michael	RB	1987
Dombroski, Paul	S	1980-81
Fields, Jitter	RB	1987
Gray, Tim	S	1976-78
Grigsby, Boomer	FB/LB	2005-07
Jones, Victor	RB	1994
Kearney, Jim	DB	1967-75
King, Bruce	RB	1985-86
Moreau, Frank	RB	2000
Smith, Noland	WR	1967-69
Thompson, Bennie	S	1992-93
Washington, Charles	DB	1990-91
Williams, Robert	CB	1998-99
Zaruba, Carroll	DB	1960
#47		
Golub, Chris	S	1977
Hodge, Alphonso	CB	2005-06
Martin, Don	CB	1975
McGraw, Jon	S	2007-11
Osley, Willie	DB	1974
Scott, Todd	S	1997
Smith, Chris	WR	1973
#48		
Allen, Nate	CB	1971-74
Burgmeier, Ted	S	1978
Colter, Jeff	DB	1987
Gafford, Thomas	LS	2008-09
Gamble, Kenny	RB	1988-90
Hadnot, James	RB	1980-83
Jones, E.J.	RB	1985
Lane, Garcia	CB	1985, 1987
Langford, Reshard	S	2009-11
McNair, Todd	RB	1989-93, 1996
Menzie, De'Quan	DB	2012
Perry, Ed	TE	2005
Popson, Ted	TE	1997-98
Stowers, Tommie	RB	1994
Taylor, Steve	S	1976
Washington, Brian	S	1995-96
Wood, Duane	DB	1960-64
#49		
Bograkus, Steve	S	1976
DilMarco, Patrick	FB	2012
Gay, Matt	S	1994
Jackson, Gerald	S	1979
Nelson, Teddy	CB	1987
Pollard, Bernard	S	2006-08
Richardson, Tony	FB	1995-05
Thomas, Charlie	RB	1975
#50		
Anderson, Erick	LB	1992-93
Atkins, Larry	S/LB	1999-02
Barton, Jim	C	1960
Boiman, Rocky	LB	2008
Caveness, Ronnie	LB	1965
Daniels, Calvin	LB	1982-85
Davis, Anthony	LB	1994-98
Del Rio, Jack	LB	1987-88
Harris, Napoleon	LB	2007-08
Houston, Justin	LB	2011-12
Kearney, Tim	LB	1975
McGovern, Rob	LB	1989-90
Mitchell, Kawika	LB	2003-06
Oriad, Mike	C	1970-73
Peterson, Cal	LB	1979-81
Sanders, Clarence	LB	1978

Player	Pos.	Year(s)
Thornbladh, Bob	LB	1974
Vrabel, Mike	LB	2009-10

#51

Bush, Lew	LB	2000-02
Cadrez, Glenn	LB	2001-02
Darche, Jean-Philippe	LS	2007-08
Donnalley, Rick	C	1986-87
Fraser, Jim	LB	1965
Fujita, Scott	LB	2002-04
Grigsby, Boomer	FB/LB	2005-07
Jackson, Charles	LB	1978-84
Lingner, Adam	C	1983-86, 1988
Lynch, Jim	LB	1967-77
Manusky, Greg	LB	1994-99
Marts, Lonnie	LB	1991-93
Mays, Corey	LB	2009-10
Miller, Gabe	LB	2011

#52

Abell, Bud	LB	1966-68
Anderson, Charlie	LB	2010
Beisel, Monty	LB	2001-04, 2009
Caver, Quinton	LB	2002-04
Gatewood, Curtis	LB	2008
Herron, David	LB	2009
Howard, Thomas	LB	1977-83
Humphrey, Tom	C	1974
Hyde, Glenn	C	1987
Jolly, Ken	LB	1984-85
Kershaw, William	LB	2006-07
Olsen, Orrin	C/G	1976
O'Neal, Andre	LB	2000-01
Pimentel, Mickey	LB	2007
Rogers, Tracy	LB	1990-96
Siler, Brandon	LB	2011-12
Snipes, Angelo	LB	1987-89
Walden, Erik	LB	2008

#53

Andrews, Billy	LB	1976-77
Avery, Ken	LB	1975
Griffin, Kris	LB	2005-06
Hamilton, Rick	DE	1994-95
Howard, Todd	LB	1987-88
Jones, Fred	LB	2003-04
Moten, Gary	LB	1987
Patton, Marvcus	LB	1999-02
Paul, Whitney	DE/LB	1976-81, 1986
Rush, Bob	C	1983-85
Stephens, Santo	LB	1993
Webster, Mike	C	1989-90
Williams, Demorrio	LB	2008-11

#54

Ashley, Walker Lee	LB	1989
Cofield, Tim	LB	1986-88
Favors, Greg	LB	1998
Greene, Ted	LB	1960-62
Hudock, Mike	C	1967
Manumaleuga, Frank	LB	1979-81
Simien, Tracy	LB	1991-97
Walker, James	LB	1983
Waters, Brian	G	2000-10
Werner, Clyde	LB	1970-74, 1976

#55

Best, Keith	LB	1972
Cooper, Louis	LB	1985-90
Dimmick, Tom	C	1960
Dumas, Troy	LB	1995-97
George, Ron	LB	1998-00
Holub, E.J.	C/LB	1961-70
Kehl, Bryan	LB	2012
Klug, Dave	LB	1981-83
Peterson, Bill	LB	1975
Randle, Ervin	LB	1991-92
Rogers, Justin	LB	2009

Player	Pos.	Year(s)
Rozumek, Dave	LB	1976-79
Scanlon, Rich	LB	2004-06
Sheffield, Cameron	LB	2010-12
Stams, Frank	LB	1995
Stills, Gary	LB/DE	1999-05
Thomas, Pat	LB	2007-08

#56

Ale, Arnold	LB	1994
Ane, Charlie	C	1975-80
Beisel, Monty	LB/DE	2001-04, 2009
Bush, Lew	LB	2000-02
Cancik, Phil	LB	1981
Corey, Walt	LB	1960-66
Dixon, Ernest	LB	1998
Graham, Tom	LB	1974
Hackett, Dino	LB	1986-92
Haynes, Louis	LB	1982-83
Johnson, Derrick	LB	2005-12
Simmons, Wayne	LB	1997-98
Stills, Gary	LB/DE	1999-05

#57

Baldwin, Johnny	LB	2007
Blanton, Jerry	LB	1979-85
Cole, Justin	LB	2010
Dacus, Weston	LB	2008-09
Eiold, Jimbo	LB	1976-78
Harrell, James	LB	1987
Holmes, Bruce	LB	1987
Houston, Bobby	LB	1997
Jamison, George	LB	1994-96
Martin, Chris	LB	1988-92
Maslowski, Mike	LB	1999-04
Palewicz, Al	LB	1973-75
Willard, Jerrott	LB	1998
Williams, Leon	LB	2012

#58 - Retired

Baugh, Tom	C	1986-88
Martin, Dave	LB	1968
Potter, Steve	LB	1983
Rice, Andrew	DT	1966-67
Rudnay, Jack	C	1970-82
Thomas, Derrick	LB	1989-99
Thompson, Arland	G	1987

#59

Barber, Shawn	LB	2003-05
Belcher, Jovan	LB	2009-12
Burks, Ray	LB	1977
Cadrez, Glenn	LB	2001-02
Edwards, Donnie	LB	1996-01, 2007-08
Fields, Jaime	LB	1993-95
Harvey, Stacy	LB	1989
Hawkins, Andy	LB	1988
Snow, Percy	LB	1990-92
Spani, Gary	LB	1978-86

#60

Baab, Mike	C	1992
Daney, George	G	1968-74
De La Puente, Brian	G	2008
Herkenhoff, Matt	T	1976-85
Ingram, Byron	G	1987-88
Leffew, Travis	T	2007
Lindstrom, Chris	DE	1987
Ndukwe, Ikechuku	G/T	2009
Reynolds, Al	G	1960-67
Terry, Chris	T	2006-07
Willis, Donald	G	2000-04

#61

Adicks, Mark	G	1986-89
Biodrowski, Dennis	G	1963-67
Brown, Colin	G	2009
Burton, Antwon	DT	2008
Cadwell, John	G	1961

Player	Pos.	Year(s)
Culp, Curley	DT	1968-74
Fazier, Cliff	DT	1977
Grunhard, Tim	C	1990-00
Hudson, Bob	LB	1960
Hudson, Rodney	G/C	2011-12
Parrish, Don	NT	1978-82
Sharpe, Montique	DT	2003
Stallings, Tre	G	2006-07
Zamberlin, John	LB	1983-84

#62

Alleman, Andy	C/G	2009
Chilton, Gene	G/C	1989
Fournet, Sid	G	1960-61
Helton, Darius	G	1977
Kirchbaum, Kelly	LB	1980
Liggett, Bob	DT	1970
Lingner, Adam	C	1983-86, 1988
McLean, Ron	NT	1988
Parker, Glenn	G/T	1997-99
Pietrzak, Jim	C	1987
Story, Bill	G	1975
Thomas, Todd	C	1981
Wiegmann, Casey	C	2001-07, 2010-11

#63 - Retired

Lanier, Willie	LB	1967-77
Maas, Bill	NT/DE	1984-92
Olenchak, John	C/LB	1981-82
Terrell, Marvin	G	1960-63

#64

Acker, Bill	NT/DE	1982, 1987
Beisler, Randy	G	1975
Feehery, Gerry	C	1988
Harvey, James	G	1987-88
Kirchner, Mark	T/G	1983
Krisher, Bill	G	1960-61
Mattison, Bryan	C	2012
Merz, Curt	G/DE	1962-68
Oldermann, Bob	G	1985
Niswanger, Rudy	C	2006-10
Ricketts, Tom	G	1993
Studdard, Les	C	1982
Tamm, Ralph	G	1997-99
Washington, Thomas	DT	2000

#65

Adkins, Kevin	C	1987
Black, Jordan	G/T	2003-06
Condon, Tom	G	1974-84
DiGiacomo, Curt	G	1988
Fada, Rob	G	1985
Gilliam, Jon	C	1961-67
Kauahi, Kani	C	1992
Knapp, Lindsay	G/T	1993-94
Lilja, Ryan	G	2010-12
Prudhomme, Remi	G	1968-69
Smith, Jeff	C/G	1996-99
Taylor, Herb	T	2007-08
Threats, Jabbar	DE	2002
Washington, Tavares	G	2008
Winters, Frank	G/C	1990-91

#66

Bishop, Sonny	G	1962
Budde, Brad	G	1980-86
Diamond, Bill	G	1963
Doubiago, Dan	WR	1978
Frazier, Wayne	C	1966-67
Frey, Dick	DE	1960
Harris, Darryl	G	2009
Hochstein, Russ	G	2012
Ingram, Johnathan	C	2004-05
Newson, Tony	LB	2002
Rasley, Rocky	G	1975
Riley, Victor	T	1998-01

Player	Pos.	Year(s)
Siglar, Ricky	T	1993-96, 1998
Stein, Bob	LB	1969-72
Wickert, Tom	G	1977
Wilkerson, Jimmy	DE	2003-07

#67

Andersen, Jason	G/C	2002
Black, James	DE	1987
Bober, Chris	G/T	2004-07
Kubik, Brad	G	1998-99
Larpenter, Carl	G	1962
Proby, Bryan	DT	1995
Ranglin, Rich	OL	2012
Richardson, Barry	T	2008-11
Seals, George	DT	1972-73
Stensrud, Mike	NT/DE	1988
Still, Art	DE	1978-87
Swoops, Patrick	NT	1991
Wilson, Mike	G	1975
Word, Mark	DE	1999

#68

Auer, Scott	G/T	1984-85
Bernhardt, Roger	G	1975
Maneri, Steve	T	2011
Morris, Michael	C	1989
Nunnery, R.B.	DT	1960
Shields, Will	G	1993-06
Walker, Wayne	K	1967

#69

Allen, Jared	DE	2004-07
Allotey, Victor	G	2001-02
Blackshear, Jeff	G	2000
Criswell, Jeff	T	1995-98
DeBernardi, Fred	DE	1974
Headrick, Sherrill	LB	1960-67
Lokey, Derek	DT	2008-09
Meisner, Greg	DE	1989-90
Steinfeld, Al	C	1982

#70

Boone, Alfonso	DT	2007-08
Cannon, Mark	C	1989
Farrier, Curt	DT	1963-65
Gales, Dion	DE/DT	2009
Kelly, Bobby	T	1967
Lathrop, Kit	DE	1986
McElroy, Reggie	T	1993
Mims, David	T	2011
Nelson, Mark	T	1987
Nicholson, Jim	T	1974-79
Rourke, Jim	G	1980-84, 1986
Sally, Jerome	NT	1988
Shields, Billy	T	1985
Smith, Dave	WR	1973
Smith, Sid	T	1970-72
Spears, Marcus	T	1997-03
Stone, Jack	T	1960
Wallace, Steve	T	1997
Williams, Stephen	DT	2006
Woodard, Ray	DE	1987

#71

Allen, Jeff	G	2012
Barndt, Tom	DT/G	1996-99
Budde, Brad	G	1980-86
Budde, Ed	G	1963-76
Carnahan, Andrew	T	2008
Collins, Ray	DT	1960-61
Dohring, Tom	T	1992
Freeman, Eddie	DE	2002-03
Gaither, Jared	T	2011
Getz, Lee	G	1987
Kragen, Greg	DT	1994
Lindstrom, Dave	DE	1978-85
Magee, Alex	DE	2009-10

Player	Pos.	Year(s)
McCleary, Norris	DT	2000-01
Svitek, Will	T	2005-07
Thorp, Don	DE	1988

#72

Alford, Darnell	T	2000-02
DiMidio, Tony	T	1966-67
Dorsey, Glenn	DE/DT	2008-12
Johnson, Stan	NT	1978
Lutz, David	G/T	1983-92
Maczuzak, John	DT	1964
Murphy, Montez	DE	2006
Oates, Brad	T	1980-81
Parks, Nate	T	1997
Parquet, Jeremy	T	2005
Rochester, Paul	DT	1960-63
Siglar, Ricky	T	1993-96, 1998
Simons, Keith	DT	1976-77
Smith, Franky	T	1980
Smith, Khreem	DE	2007
Staysniak, Joe	G	1992
Villa, Danny	G	1993-96
Walton, Wayne	G/T	1973-74
Williams, Sammy	T	1999

#73

Asamoah, Jon	G	2010-12
Dawson, Mike	NT	1984
Harris, Michael	C/G	1989
Hill, Dave	T	1963-74
Jones, Adrian	G/T	2007-08
Jones, Willie	T	2000-02
Jozwiak, Brian	G	1986-88
Palmer, Gery	G	1975
Sandidge, Tim	DT	2006
Simmons, Bob	G	1977-83
Swanson, Pete	G/T	1998
Valerio, Joe	T	1991-95
Wolf, James	DT	1976

#74

Acker, Bill	NT/DE	1982,1987
Cornelison, Jerry	T	1960-65
Estes, Lawrence	DE	1975-76
Graham, Derrick	T	1974-82
Holmes, Pat	DE	1973
Jenkins, Trezelle	T	1995-97
Keating, Tom	DT	1974-75
Koch, Pete	DE	1985-87
Lloyd, Jeff	NT	1978
Mangiero, Dino	NT	1980-83
Smith, Wade	G/T	2008-09
Trosch, Gene	DE	1967-69
Turley, Kyle	T	2006-07
Wallace, Steve	T	1997
Williams, Brett	T	2003-04
Winston, Eric	T	2012

#75

Dalton, Lionel	DT	2004-06
Eatman, Irv	T	1986-90
Gardner, Ellis	T	1983
Granderson, Rufus	T	1960
Hicks, Sylvester	DE	1971-81
Jones, Willie	T	2000-02
Maddox, Bob	DE	1975-76
Mays, Jerry	DT/DE	1961-70
McCleary, Norris	DT	2000-01
McGlockton, Chester	DT	1998-00
O'Callaghan, Ryan	T	2009-11
Peay, Francis	T	1973-74
Pitoitua, Ropati	DE	2012
Phillips, Joe	DT	1992-97
Ross, Louis	DE	1975
Taylor, Herb	T	2007-08

#76

Albert, Branden	T	2008-12
-----------------	---	---------

Player	Pos.	Year(s)
Alt, John	T	1984-96
Drougas, Tom	T	1974
Moorman, Mo	G	1968-72
Napier, Walter (Buffalo)	DT	1960-61
Rosdahl, Hatch	DE	1964-65
Tait, John	T	1999-03
Taylor, Roger	T	1981
Walters, Rod	G	1976, 1978-80
Welbourn, John	T	2004-07

#77

Baldinger, Rich	T	1983-92
Getty, Charlie	T	1974-82
Gregg, Kelly	DL	2011
McDaniels, Pellom	DE	1993-98
McIntosh, Damion	T	2007-08
Roaf, Willie	T	2002-05
Rogers, Steve	T	1987
Tyrer, Jim	T	1961-73

#78 - Retired

Bell, Bobby	LB	1963-74
Lee, Willie	DT	1976-77

#79

Brown, Larry	T	1978-79
Diamond, Charlie	T	1960-63
Dotson, Alphonse	DT	1965
Downing, Eric	DT	2001-03
Gagner, Larry	G	1972
Goff, Mike	G	2009
Hoppock, Doug	T	1987
Matusak, John	DT	1974-75
Meyers, Jerry	DE	1980
Prater, Dean	DE	1982-83
Sampson, Kevin	T	2004-06
Stephenson, Donald	T	2012
Szott, Dave	G	1990-00

#80

Barnes, Lew	WR	1989
Boss, Kevin	TE	2012
Cannon, Billy	TE	1970
Carolan, Reg	E	1964-68
Craig, Reggie	WR	1975-76
Dawson, Lake	WR	1994-97
Dirden, Johnny	WR	1979
Dorsey, Larry	WR	1978
Garcia, Bubba	WR	1980
Hamilton, Andy	WR	1973-74
Jones, Fred	WR	1990-93
Keel, Mark	TE	2008-07
Koss, Stein	TE	1987
Morton, Johnnie	WR	2002-04
Murphy, James	WR	1981
Parker, Larry	WR	1999-01
Romeo, Tony	E	1961
Shorthose, George	WR	1985
Tate, Willy	TE	1998
Wade, Bobby	WR	2009
Weathers, Clarence	WR	1989
Webb, Jeff	WR	2006-08
Williams, Mike	RB/TE	1979-81

#81

Allan, Michael	TE	2007
Boydston, Max	E	1960-61
Brooker, Tommy	E/K	1962-66
Colbert, Darrell	WR	1987-88
Darling, Devard	WR	2008-09
Hannon, Chris	WR	2006
Hargain, Tony	WR	1992
Hines, Jimmy	E	1970
Horn, Chris	WR	2003-05
Jackson, Curtis	WR	2002-03
Jones, Hasson	WR	1993
Jones, Rod	TE	1987-88
Lockett, Kevin	WR	1997-00

Player	Pos.	Year(s)
McCarty, Mickey	TE	1969
Minnis, Marvin	WR	2001-02
Moeaki, Tony	TE	2010-12
Penn, Chris	WR	1994-96
Scott, Willie	TE	1972-73
Thomas, Robb	WR	1989-91
Upshaw, Marvin	DE	1970-75
White, Walter	TE	1975-79

#82

Alexander, Derrick	WR	1998-01
Barnes, Charley	E	1961
Barnett, Tim	WR	1991-93
Bowe, Dwayne	WR	2007-12
Butler, Gary	TE	1973
Hall, Dante	RB/WR	2000-06
Hancock, Anthony	WR	1982-86
Keelar, Bill	WR	1978
Lothamer, Ed	DT	1964-69, 1971-72
Miller, Bill	E	1962
Rucker, Martin	TE	2012
Taylor, Kitrick	WR	1988
Walker, Derrick	TE	1994-97
Whitaker, Danta	TE	1990

#83

Blakely, Robert	WR	1982
Bradley, Mark	WR	2008-09
Brunson, Larry	WR	1974-77
Frazier, Willie	TE	1971-72
Gammon, Kendall	TE	2000-06
Gauntly, Steve	WR	1979
Harvey, Marvin	TE	1981
Hughes, Danan	WR	1993-98
Johnson, Lonnie	TE	1999
McRae, Jerrold	WR	1978
Paige, Stephone	WR	1983-91
Rucker, Martin	TE	2012
Sippio, Bobby	WR	2007
Smith, Michael	WR	1992
Trahan, John	WR	1987
Urban, Jerheme	WR	2010-11

#84

Arbanas, Fred	TE	1961-70
Bergey, Bruce	TE	1971
Briggs, Bob	DE	1974
Chambers, Chris	WR	2009-10
Coffman, Paul	TE	1986-87
Colbert, Keary	WR	2011
Davis, Willie	WR	1991-95
Dixon, Al	TE	1979-82
Engram, Bobby	WR	2009
Estell, Richard	WR	1987
Foschi, John Paul	TE	2008
Holston, Mike	WR	1985
Horn, Joe	WR	1996-99
Little, Dave	TE	1984
Masters, Billy	TE	1975-76
Morris, Sylvester	WR	2000-03
Newsome, Jamar	WR	2012
Wade, Charlie	WR	1977
Ward, LaShaun	WR	2003
Wilson, Kris	TE/FB	2004-07
Worthen, Naz	WR	1989-90

#85

Bailey, Victor	WR	1995-96
Beckman, Ed	TE	1977-84
Bernet, Ed	E	1960
Boerigter, Marc	WR	2002-05
Drummond, Eddie	WR	2007
Franklin, Will	WR	2008
Gardner, Rod	WR	2006
Hayes, Jonathon	TE	1985-93
Hull, Bill	DE	1962
Hurston, Chuck	DE	1965-70
Jacoby, Mitch	TE	1999

Player	Pos.	Year(s)
Johnson, Dick	E	1963
Johnson, Reggie	TE	1996
Martin, Eric	WR	1994
Nash, Kenny	WR	1987
O'Connell, Jake	TE	2009-12
Pearson, Barry	WR	1974-76
Perriman, Brett	WR	1997
Pupunu, Alfred	TE	1997
Ricks, Mikhael	WR/TE	2000-01
Roche, Brian	TE	1998
Slaughter, Webster	WR	1995
Young, Michael	WR	1994

#86 - Retired

Brown, Eric	WR	1987
Buchanan, Buck	DT	1963-75
Butler, Gerald	WR	1977
Davis, Dick	DE	1962
Harry, Emile	WR	1986-92
Miller, Paul	DE	1960-61
Samuels, Tony	TE	1977-80
Smith, J.T.	WR	1978-84

#87

Arnold, Walt	TE	1984-87
Bartrum, Mike	TE	1993
Branch, Mel	E	1960-65
Brown, Aaron	DE	1966-72
Cottam, Brad	TE	2008-10
Drayton, Troy	TE	2000
Dyal, Mike	TE	1992-93
Greene, Tracy	TE	1994
Kennison, Eddie	WR	2001-07
Lohmeyer, John	DE	1973, 1975-77
Maneri, Steve	TE	2012
Montagne, Dave	WR	1987
Roberts, Alfredo	TE	1988-90
Rome, Stan	WR	1979-82
Sadowski, Troy	TE	1991
Strada, John	TE	1974
Thomas, Chris	WR	2001
Vanover, Tamarick	WR	1995-99
Wetzel, Ron	TE	1983

#88

Bailey, Victor	WR	1995-96
Becht, Anthony	TE	2011
Birden, J.J.	WR	1990-94
Burford, Chris	E	1960-67
Carson, Carlos	WR	1980-89
Gonzalez, Tony	TE	1997-08
Hemingway, Junior	WR	2012
Slaughter, Webster	WR	1995
Stroud, Morris	TE	1969-74
Walton, Riley	TE	1987
White, Walter	TE	1975-79

#89

Baldwin, Jonathan	WR	2011-12
Bryant, Bob	E	1960
Cash, Keith	TE	1992-96
Dunn, Jason	TE	2000-07
Hodges, Eric	WR	1987
Holohan, Pete	TE	1991
Jeralds, Luther	DE	1961
Mandley, Pete	WR	1989-90
Marshall, Henry	WR	1976-87
Rison, Andre	WR	1997-99
Ryan, Sean	TE	2009
Taylor, Otis	WR	1965-75

#90

Anderson, Curtis	DE	1979
Bair, Brandon	DL	2011
Dixon, Ronnie	DT	1998
Hamm, Bob	DE	1985
Martin, Steve	DT	2000
McBride, Turk	LB/DE	2007-09

Player	Pos.	Year(s)
Sims, Ryan	DT	2002-06
Smith, Kenny	DT	2009
Smith, Neil	DE	1988-96
Smith, Shaun	DT	2010, 2012
Williams, Tyrone	DE/DT	2001
Wooden, Terry	LB	1997

#91

Baldinger, Gary	DE	1986-88
Clavelle, Shannon	DT	1997
Hali, Tamba	DE/LB	2006-12
Kremer, Ken	NT	1979-84
Mumphrey, Lloyd	DE	1987
O'Neal, Leslie	DE	1998-99
Parten, Ty	DT	1997-98
Sands, Terrell	DT	2001
Scanlon, Rich	LB	2004-06
Truluck, R-Kal	DE	2002-03

#92

Downing, Eric	DT	2001-03
Gilberry, Wallace	DE	2008-11
Hall, Carlos	DE	2005
Harris, Bob	LB	1987
McCabe, Jerry	LB	1988
Mickell, Darren	DE	1992-95
Poe, Dontari	NT	2012
Reed, James	DT	2006-07
Stephens, Hal	DE	1985
Williams, Dan	DE	1997, 1999-01
Yakovonis, Ray	NT	1983

#93

Browning, John	DE/DT	1996-06
Dressel, Chris	TE	1989
Greenwood, Cory	LB	2010-12
Hardison, Dee	NT	1988
Holle, Eric	DE	1984-87
Junkin, Mike	LB	1989
Tyler, Tank	DT	2007-09

#94

Babin, Jason	DE	2008
Evans, Mike	DE	1992
Hicks, Kerry	DE/DT	1996-97
Hobgood-Chittick, Nate	DT	2001-02
Jackson, Tyson	DE	2009-12
McAlister, Ken	LB	1984-87
Nottage, Dexter	DE	1997
Siavii, Junior	DT	2004-05
Spann, Gary	LB	1988
Stedman, Troy	LB	1988
Traylor, Keith	DT	1995-96

#95

Case, Frank	DE	1981
Clark, Bruce	DE	1989
Edwards, Ron	DT	2006-10
Fazier, Randy	LB	1987
Long, Khari	DE	2005
Manuel, Sean	TE	1998
Paine, Jeff	LB	1984-85
Perry, Michael Dean	DT	1997
Powe, Jerrell	DL	2011-12
Ransom, Derrick	DT	1998-02
Sims, Tom	NT	1991-91, 1996

#96

Beisel, Monty	LB/DE	2001-04, 2009
Jones, Fred	LB	1987
Newton, Tim	DT	1993-94
Pearson, Aaron	LB	1986-88
Rucker, Keith	DT	1997
Studebaker, Andy	LB/DE	2008-12
Wilkerson, Jimmy	DE	2003-07
Williams, Tyrone	DE/DT	2000

#97

Bailey, Allen	DL	2011-12
Fox, Keyaron	LB	2004-07
Holloway, Tony	LB	1987
Johnson, Ken	DE	1987
Johnston, Brian	DE	2008
Newson, Tony	LB	2002
Owens, Ritchie	DE	2001-02
Parten, Ty	DT	1997-00
Radecic, Scott	LB	1984-86
Reese, Allen	DT	2003
Saleaumua, Dan	DT	1989-96
Walters, Pierre	LB	2009

#98

Griffin, Leonard	DE	1986-93
Harris, Nate	LB	2007
Hicks, Eric	DE	1998-06
Toribio, Anthony	DT	2010, 2012
Waldrop, Rob	DT	1994
Walker, John	DT	1987

#99

Bell, Kendrell	LB	2005-07
Bell, Mike	DE	1979-85, 1987-91
Booker, Vaughn	DE	1994-97
Clemons, Duane	DE	2000-02
Ellison, Atiyah	DE	2010
Gordon, Amon	DL	2011
Holland, Darius	DT	1998
Holliday, Vonnie	DE	2003-04
Jackson, T.J.	DT	2008
Jones, Edgar	LB	2012
Ladd, Ernie	DT	1967-68
Simoneau, Mark	LB	2010
Young, Wilbur	DE	1971-77

PLAYERS WHO WORE MORE THAN ONE JERSEY

64, 74	Acker, Bill	NT/DE	1982, 1987
35, 50	Atkins, Larry	LB/S	1999-01
85, 88	Bailey, Victor	WR	1995-96
24, 21	Bartee, William	S	2000-06
21, 30	Bayless, Martin	S	1992-93, 1995-96
52, 56, 96	Beisel, Monty	DE/LB	2001-04, 2009
38, 22	Brown, Dee	RB	2005-06
66, 71	Budde, Brad	G	1980-86
51, 56	Bush, Lew	LB	2000-01
51, 59	Cadrez, Glenn	LB	2001-02
11, 84	Chambers, Chris	WR	2009-10
23, 30	Colclough, Ricardo	CB	2008-09
79, 92	Downing, Eric	DT	2001-03
20, 32	Draughn, Shaun	RB	2011-12
43, 48	Gafford, Thomas	LS	2008-12
11, 18	Grbac, Elvis	QB	1997-00
46, 51	Grigsby, Boomer	FB/LB	2005-07
20, 82	Hall, Dante	RB/WR	2000-06
27, 29	Hill, Greg	RB	1994-97
14, 81	Jackson, Curtis	WR	2002-03
27, 34	Johnson, Larry	RB	2003-09
9, 11	Jones, Reggie	WR	1997, 2001
73, 75	Jones, Willie	T	2000-02
51, 62	Linger, Adam	C	1983-86, 1988
71, 75	McCleary, Norris	DT	2000-01
66, 97	Newson, Tony	LB	2002
91, 97	Parten, Ty	DT	1997-00
23, 30	Richardson, Mike	CB	2009-10
21, 45	Saxon, James	RB	1988-91
91, 55	Scanlon, Rich	LB	2004-06
66, 72	Siglar, Ricky	T	1993-96, 1998
85, 88	Slaughter, Webster	WR	1995
1, 46	Smith, Noland	WR	1967-69
12, 13	Stanzi, Ricky	QB	2011-12
55, 56	Stills, Gary	LB/DE	2000-05
65, 75	Taylor, Herb	T	2007-08
24, 25, 32	Terry, Doug	S	1992-95

25, 41	Tongue, Reggie	S	1996-99
40, 27	Walker, Bracy	S	1994, 1998-00
70, 74	Wallace, Steve	T	1997
29, 48	Washington, Brian	S	1995-96
20, 27	Washington, Donald S/CB		2009-11
81, 88	White, Walter	TE	1975-79
66, 96	Wilkerson, Jimmy	DE	2003-07
22, 44	Williams, Harvey	RB	1991-93
46, 29	Williams, Robert	CB	1998-99
90, 96	Williams, Tyrone	DE/DT	2000-01
21, 31	Woods, Jerome	S	1996-05

JERSEYS WORN BY JUST ONE PLAYER

16	Len Dawson	QB	1962-75
28	Abner Haynes	RB	1960-64

MOST FREQUENTLY ISSUED JERSEY

85	Worn by 23 different players	1960-12
----	------------------------------	---------

ALL-TIME ASSISTANT COACHES



<i>Coach</i>	<i>Position</i>	<i>Years</i>
Abernethy, Rick	Strength and Conditioning	1979-82
Adolph, Dave	Def. Coordinator/LBs	1992-94
	Asst. Head Coach/LBs	1999
Anderson, Richie	Wide Receivers	2010-11
Arians, Bruce	Running Backs	1989-92
Ball, Russ	Asst. Sirength and Cond.	1989-96
	Adm. Asst. to the H.C.	1997-98
Beake, John	Offensive Backfield	1968-74
Beckman, Ed	Special Teams	1987-88
Bettis, Tom	Defensive Backs	1966-76, '88
	Def. Coordinator/DBs	1977
Bicknell, Bob	Asst. Offensive Line	2007
	Offensive Line	2008
	Tight Ends	2009
	Offensive Line	2012
Bicknell, Jack	Running Backs	2013
Bieniemy, Eric	Linebackers	2006-07
Blackmon, Don	Defensive Assistant	2009
Bradford, Ronnie	Defensive Line	2013
Brasher, Tommy	Defensive Assistant	1984-86
Brazil, Dave	Defensive Backs	1987
	Linebackers	1988
Bresnahan, Tom	Offensive Line	1981-82
Brewster, Darrel "Pete"	Offensive Ends	1964-73
Bunting, John	Defensive Assistant	1993-94
	Linebackers	1995-96
	Def. Coordinator/DBs	1983
Carson, Bud	Asst. Head Coach	2009-12
Carthon, Maurice	Defensive Backs	1960-65
Catlin, Tom	Spread Game/Special Projects	2013
Childress, Brad	Assistant Offensive Line	2013
Chung, Eugene	Offensive Asst.	1977
Christiansen, Jack	Off. Asst./Quality Control	1999
Cignetti, Jr., Frank	Strength and Cond.	2010-12
Clark, Mike	Quarterbacks	2000
Clements, Tom	Offensive Quality Control	2012
Cooter, Jim Bob	Linebackers	1971-74
Corey, Walt	Defensive Line	1978-80, 83-85
	Defensive Backs	1981-82
	Def. Coordinator/LBs	1986
Costello, Vince	Def. Coordinator	1975-76
Cottrell, Ted	Linebackers	1981-82
Cowher, Bill	Def. Coordinator/LBs	1989-91
Crennel, Romeo	Defensive Coordinator	2010-11
Crittenden, Travis	Asst. Strength & Cond.	2013
Culley, David	Asst. H.C./Wide Receivers	2013
Cunningham, Gunther	Def. Coordinator	1995-96, '98
	Def. Coordinator/LBs	1997, '08
	Def. Coordinator	2004-07
Curl, Dick	Asst. to the H.C./Offense	2006
	Asst. to the H.C./QBs	2007-08
	Offensive Coordinator	2012
Daboll, Brian	Asst. Offensive Line	2008-09
D'Alessandris, Joe	Receivers	1978-79

<i>Coach</i>	<i>Position</i>	<i>Years</i>
Daniel, Dan	Quarterbacks/Receivers	1980-82
	Inside Linebackers	1983
	Def. Coord./Inside LBs	1984-85
Dean, Vernon	Assistant Defensive Backs	2003-05
DeLeone, Mark	Quality Control	2013
Dungy, Tony	Defensive Backs	1989-91
Eatman, Irv	Asst. Offensive Line	2001-05
Edwards, Herm	Defensive Backs	1993-94
Embree, Jon	Tight Ends	2006-08
Erkenbeck, Jim	Offense/Tight Ends	1989-91
	Tight Ends/Offensive Asst.	1995-98
	Asst. Strength and Cond.	1999-00
Fish, Jeff	Offensive Coordinator	1975-76
Franklin, Chet	Statistical Analysis Coord.	2013
Frazier, Mike	Offensive Coordinator	2008
Galley, Chan	Offensive Line	1985
Galbraith, Marty	Special Teams and TEs	1981-82
Gansz, Frank	Asst. Head Coach/Spec. Teams	1986
	Special Teams	2001-05
Ganz Jr., Frank	Offensive Ends	1962-63
Ghilotti, Bob	Offensive Line	1993-94
Gibbs, Alex	Defensive Backs	2006-08
Gibbs, David	Linebackers	2009-13
Gibbs, Gary	Defensive Backs	2001-05
Giunta, Peter	DBs/Def. Quality Control	1983-84
Graber, Doug	Defensive Backs	1985-86
	Off. Coordinator/QBs	1993-94
	Off. Coordinator	1995-97
Hackett, Paul	Defensive Line	1995-96, 2001-05
Hairston, Carl	Defensive Asst./Secondary	2013
Harris, Al	Def. Quality Control/LBs	1987
Hatley, Mark	Offensive Line	2013
Heck, Andy	Offensive Backs	1982
Helm, J. D.	Off. Asst./Quality Control	1983-84
	Offensive Asst.	1985-86
	Off. Quality Control/TEs	1987
	Tight Ends	1988
Hewgley, C.T.	Linemen/Strength and Cond.	1983-88
Hoffman, Steve	Special Teams	2009-11
Hostler, Jim	Off. Asst./Quality Control	2000
Hughes, Ed	Defensive Backs	1960-62
Humenuik, Rod	OL/Running Game	1983-84
Hurd, Jeff	Strength and Conditioning	1998-06
James, Lionel	Running Backs	1998
Joiner, Charlie	Wide Receivers	2001-07
Karmelowicz, Bob	Defensive Line	1997-05
Kazadi, Kaz	Strength and Cond. Asst.	2006
Ketchum, Mike	Off. Asst./Quality Control	2006
	Defensive Asst.	2007
	Defensive Asst./Asst. LBs	2008
Krumrie, Tim	Defensive Line	2006-09
Lavan, Al	Running Backs	1999-00
Lawrence, Don	Special Teams	1980
	Running Backs	1981-82

ALL-TIME ASSISTANT COACHES



<i>Coach</i>	<i>Position</i>	<i>Years</i>	<i>Coach</i>	<i>Position</i>	<i>Years</i>
	Defensive Line	1987-88	Rubin, Barry	Strength and Conditioning	2013
Long, Billy	Asst. Strength and Cond.	2001-06	Rust, Rod	Def. Coordinator/LBs	1978-81
Lowe, Woodrow	Def. Asst./			Def. Coordinator	1982, '88
	Asst. Special Teams	1995-97	Salazar, Brent	Asst. Strength & Cond.	2007-13
	Linebackers	1998	Saunders, Al	Wide Receivers	1989-91
Mann, Richard	Wide Receivers	1999-00		Asst. H.C./Receivers	1992-98
Matsko, John	Offensive Line	2006-07		Asst. H.C./Off. Coordinator	2001-05
Matthaei, Corey	Quality Control	2013	Saunders, Bob	Offensive Assistant	2004-05
Mathews, Billie	Running Backs	1987-88	Saxon, James	Running Backs	2001-07
Mauck, Carl	Offensive Line	1986-88	Schnelker, Bob	Offensive Asst./Receivers	1975
McCarthy, Mike	Off. Asst./Quality Control	1993-94		Receivers	1976
	Quarterbacks	1995-98		Off. Coordinator	1977
McCulley, Pete	Quarterbacks	1983-86	Schottenheimer, Brian	Off. Asst./Quality Control	1998
McMahon, Tom	Special Teams	2012	Schottenheimer, Kurt	Special Teams	1989-92
Melvin, Tom	Tight Ends	2013		Special Teams/Tight Ends	1993-94
Mills, Chuck	Assistant Coach	1966		Defensive Backs	1995-98
Modkins, Curtis	Running Backs	2008		Def. Coordinator	1999-00
Mudd, Howard	Offensive Line	1989-92	Sefcik, George	Off. Coordinator	1988
Muir, Bill	Offensive Line	2009-10	Shaw, Willie	Asst. Head Coach/DBs	2000
	Offensive Coordinator/OL	2011	Shea, Terry	Quarterbacks	2001-03, 2005-06
Nagy, Matt	Quarterbacks	2013	Shell, Art	Offensive Line	1995-96
O'Boyle, Tommy	Assistant Coach	1966-74	Sirianni, Nick	Offensive Quality Control	2009-11
O'Dea, Kevin	Asst. Special Teams	2013		Wide Receivers	2012
O'Shea, Chad	Asst. Special Teams	2004-05	Smith, Cedric	Strength and Conditioning	2007-09
Ortmayer, Steve	Special Teams	1975-77	Smith, Otis	Def. Quality Control	2010-12
Pagac, Fred	Linebackers	2004-05	Smith, Homer	Off. Coordinator/QBs	1987
Pagna, Tom	Offensive Backfield	1978-79	Solari, Mike	Offensive Line	1997-05
Parker, Roberto	Asst. Strength and Cond.	1997-98		Offensive Coordinator	2006-07
Parmalee, Bernie	Tight Ends	2010-12	Spencer, Joe	Offensive Line	1975-80
Patullo, Kevin	Offensive Quality Control	2007-08	Stock, Mike	Special Teams	1995-00
Pederson, Doug	Offensive Coordinator	2013	Sutton, Bob	Defensive Coordinator	2013
Peele, Willie	Offensive Backs	1983-86	Swinton, Derius	Special Teams QC	2012
Pendergast, Clancy	Defensive Coordinator	2009	Thomas, Emmitt	Defensive Backs	2010-13
Pendry, Joe	Off. Coordinator	1989-92	Toub, Dave	Special Teams Coordinator	2013
Perles, Pat	Defensive Quality Control	2009	Vechiarella, Jim	Outside LBs/Sp. Teams	1983-85
	Assistant Offensive Line	2010-11	Verduzco, Jason	Off. Asst./Quality Control	2001-03
Pleasant, Anthony	Defensive Line	2010-12		Quarterbacks	2004
Pratt, Tom	Defensive Line	1963-77, '89-94	Vitt, Joe	Tight Ends	2005
	Asst. Defensive Line	2000	Wainwright, Nate	Linebackers	2000-03
Price, Eric	Wide Receivers	2008		Mgr. of Football Admin.	2006-07
Priever, Mike	Special Teams	2006-08		Mgr. of FB Admin/Player Dev.	2008
Raye, Jimmy	Offense/Tight Ends	1992	Waller, Ron	Research and Development	1982
	Running Backs	1993-97	Wallis, Darvin	Def. Asst./Quality Control	1989-07
	Off. Coordinator	1998-00	Walsh, Bill	Offensive Line	1960-74
Redding, Dave	Strength and Conditioning	1989-97	Ward, Detric	Wide Receivers	2009
Reid, Andy	Head Coach	2013	Weis, Charlie	Offensive Coordinator	2010
Reid, Britt	Quality Control	2013	White, Mike	Director of Football Adm.	2001-05
Roach, Dick	Defensive Backs	1978-80	Williamson, Richard	Receivers	1983-86
Robinson, Greg	Def. Coordinator	2001-03	Wilson, Eddie	Receivers	1974
Ross, Bobby	Special Teams	1978-79	Wood, Richard	Receivers	1987-88
	Offensive Backs	1980-81	Young, John Paul	Defensive Line	1986
Rossley, Tom	Quarterbacks	1999		Def. Coordinator/LBs	1987
Rowen, Keith	Tight Ends	1999-04	Zimmer, Adam	Def. Assistant/Asst. LBs	2010-12
Roy, Alvin	Strength and Conditioning	1968-72	Zook, Ron	Defensive Backs	1999

ALL-TIME COORDINATORS

OFFENSIVE COORDINATORS

Chet Franklin	1975-76
Bob Schnellker	1977
Homer Smith	1987
George Sefick	1988
Joe Pendry	1989-92
Paul Hackett	1993-97
Jimmy Raye	1998-00
Al Saunders	2001-05
Mike Solari	2006-07
Chan Gailey	2008
Charlie Weis	2010
Bill Muir	2011
Brian Daboll	2012
Doug Pederson	2013

DEFENSIVE COORDINATORS

Vince Costello	1975-76
Tom Bettis	1977
Rod Rust	1978-82
Bud Carson	1983
Dan Daniel	1984-85
Walt Corey	1986
John Paul Young	1987
Rod Rust	1988

Bill Cowher	1989-91
Dave Adolph	1992-94
Gunther Cunningham	1995-98, 2004-08
Kurt Schottenheimer	1999-00
Greg Robinson	2001-03
Clancy Pendergast	2009
Romeo Crennel	2010-11
Bob Sutton	2013

SPECIAL TEAMS

Steve Ortmyer	1975-77
Bobby Ross	1978-79
Don Lawrence	1980
Frank Gansz	1981-82
Jim Vecchiarella	1983-85
Frank Gansz	1986
Ed Beckman	1987
George Sefick	1988
Kurt Schottenheimer	1989-94
Mike Stock	1995-00
Frank Gansz, Jr.	2001-05
Mike Priefer	2006-08
Steve Hoffman	2009-11
Tom McMahon	2012
Dave Toub	2013

Notes: No assistant coaches were designated as coordinators during Hank Stram's tenure as head coach from 1960-74. The first assistants in Chiefs history to hold the title of coordinator or special teams coach came under head coach Paul Wiggan in 1975. Although subsequent staffs did not always specifically denote coordinators, every attempt has been made to indicate the offensive and defensive play-callers if it was an individual other than the head coach. Beginning with Frank Gansz's staff in 1987, three separate individuals have carried the titles of offensive and defensive coordinator, as well as special teams coach each subsequent season except for 2009 under Todd Haley.

ALL-TIME PRACTICE SQUAD



1989

Avery, Steve	RB	Northern Michigan
Chandler, Darren	WR	Georgia Southern
Chapman, Ted	DT	Maryland
Harris, Michael	C/G	Grambling
Harvey, Stacy	LB	Arizona State
Knaption, Jeff	DE	Wyoming
Jones, Bill	RB	S.W. Texas State
Mayes, Michael	CB	Louisiana State
McNair, Todd	RB	Temple
Molander, Scooter	QB	Colorado State
Oliver, Robert	WR	Western Michigan
Samuel, Peda	CB	Kansas
VanDruten, Richard	T	Abilene Christian
Ware, Reggie	RB	Auburn
Whitaker, Danta	TE	Mississippi Valley St.

1990

Birden, J.J.	WR	Oregon
Davis, Willie	WR	Central Arkansas
Sims, Tom	DT	Pittsburgh
Simien, Tracy	LB	TCU

1991

Davis, Willie	WR	Central Arkansas
Hudson, Craig	TE	Wisconsin
Malone, Darrell	CB	Jacksonville State
Miller, Scott	DE	Rutgers
Morris, Robert	DE	Valdosta State
Olive, Bobby	WR	Ohio State
Parker, Anthony	CB	Arizona State
Perez, Mike	QB	San Jose State
Snyder, Brent	QB	Utah State
Weatherspoon, Stephon	LB	Texas Tech

1992

Dohring, Tom	T	Michigan
Earle, John	C/G	Western Illinois
Goetz, Ron	LB	Minnesota
Jackson, Byron	WR	San Jose State
Lewis, Tahaun	CB	Nebraska
Malone, Darrell	CB	Jacksonville State
Marrow, Vince	TE	Toledo
McDaniels, Pellom	DE	Oregon State
Smith, Michael	WR	Kansas State
Stephens, Santo	LB	Temple

1993

Bartrum, Mike	TE	Marshall
DeGraffenreid, Allen	WR	Ohio State
Gay, Matt	WR/S	Kansas
Hughes, Danan	WR	Iowa
Jones, Jeff	WR	California
Knapp, Lindsay	T	Notre Dame
Lewis, Lance	RB	Nebraska
McWright, Robert	CB	Texas Christian
Montgomery, Fred	WR	New Mexico State
Ridgley, Troy	DT	Notre Dame
Shufelt, Pete	LB	Texas-EI Paso
Turner, Darius	RB	Washington
Watson, Tim	S	Howard

1994

Anderson, Dunstan	DE	Tulsa
Carter, Perry	CB	Southern Mississippi
Daigle, Anthony	RB	Fresno State
DeGraffenreid, Allen	WR	Ohio State
Gay, Matt	WR/S	Kansas
Martin, Emerson	G	Hampton
Reece, John	CB	Nebraska
Woolfork, Ronnie	LB	Colorado
Wright-Fair, Shaumbe'	RB	Washington State

1995

Abrams, Anthony	DT	Clark (Ga.)
Bardt, Tom	C/G	Pittsburgh
Carter, Perry	CB	Southern Mississippi
Davis, Don	LB	Kansas
Florine, Ron	T	Central Missouri State
Lewis, Scotty	DE	Baylor
Parks, Odell	LB	Navarro J.C.
Tagoai, Mu	G	Arizona
Tate, Willy	TE	Oregon
Williams, Robert	TE	Valdosta State

1996

Barnard, David	DT	Florida
Brew, Dorian	CB	Kansas
Coleman, Herb	DE/DT	Trinity International
Davis, Terence	WR	McNeese State
Drittlein, Michael	WR	Washburn
Hicks, Kerry	DE/DT	Colorado
Khayat, Bill	TE	Duke
Morris, Luther	TE	Northwestern
Robinson, Adrian	CB	Baylor
Senters, Michael	CB/WR	Northwestern
Smith, Eric	WR	LSU
Stamps, Harry	T/G	Oklahoma
Watkins, Michael	WR	N.E. Louisiana

1997

Byrd, Isaac	WR	Kansas
Capers, Byron	CB	Florida State
Cotton, Kotto	WR	Arkansas
Haynes, Jesse	RB	N.W. Missouri State
Rodgers, Anthony	WR	Cal-State Northridge
Smith, Mark	LB	Arkansas
Swanson, Pete	T	Stanford
Washington, Vann	S	West Virginia

1998

Ashman, Duane	DE	Virginia
Fontenot, Chris	TE	McNeese State
Haynes, Jesse	RB	N.W. Missouri State
Jones, Reggie	WR	LSU
Kaiser, Jason	CB	Culver-Stockton
Kubik, Brad	G	S.W. Missouri State
Pollack, Fred	G	Nebraska
Rosenstiel, Bob	TE	Eastern Illinois
Willard, Jerrott	LB	California
Williams, K.D.	LB	Henderson State

1999

Bailey, Troy	DE	Oregon
Garrett, Grant	C	Arkansas
Jackson, Ray	CB	Washington State
Kaiser, Jason	S	Culver-Stockton
King, Eric	G	Richmond
Kirby, Charles	FB	Virginia
McWashingon, Shawn	WR	Washington State
Shay, Brian	RB	Emporia State
White, Ted	QB	Howard
Williams, Lemazer	DE	Minnesota

2000

Blick, John	T	Penn State
Bruce, Arland	WR	Minnesota
Gall, Chris	FB	Indiana
Gholston, Kendrick	DE	Louisville
Hall, Ricky	WR	Virginia Tech
Jones, Willie	T	Grambling
Kitchings, Desmond	WR	Furman
McCleary, Norris	DT	East Carolina
McCullough, Andy	WR	Tennessee
McMullen, Kirk	TE	Pittsburgh
Rawlings, Josh	T	Minnesota
Scarlett, Noel	DT	Langston
Tisdale, Casey	LB	New Mexico

2001

Allotey, Victor	G	Indiana
Baber, Billy	TE	Virginia
Cason, Aveion	RB	Illinois State
Harts, Shaunard	S	Boise State
Hawkins, Ahmad	CB	Virginia
Klemic, Dave	WR	Northeastern
Layne, George	FB	Texas Christian
Moses, J.J.	WR	Iowa State

2002

Bingham, T.J.	DE	Ouachita Baptist
Blakley, Dwayne	TE	Missouri
Capel, John	WR	Florida
Finley, Clint	S	Nebraska
Julien, Jamar	RB	San Jose State
Landry, Michael	DE	Southern
Newson, Tony	LB	Utah State
Rogers, Kirk	WR	Hardin-Simmons
Truluck, R-Kal	DE	SUNY Cortland
White, Mitch	T	Oregon State

2003

Alford, Darnell	T	Boston College
Finley, Clint	S	Nebraska
Ford, Willie	CB	Syracuse
Hall, Joe	FB	Kansas State
Horn, Chris	WR	Rocky Mountain
Landry, Michael	DE	Southern
Pile, Willie	S	Virginia Tech
Reese, Allen	DT	Kansas State
Ward, LaShaun	WR	California

2004

Booth, John	WR	Mid-America Nazarene
Cheek, Steve	P	Humboldt State

Connot, Scott	S	South Dakota State
Cruz, Ronnie	RB	Northern State
Golliday, Aaron	TE	Nebraska
Horn, Chris	WR	Rocky Mountain
Ingram, Johnathan	C	San Diego State
Johnson, Aaron	C/G	Ball State
McIntyre, Jeris	WR	Auburn
Miller, Matt	G	Louisiana College
Scanlon, Rich	LB	Syracuse
Sharpe, Montique	DT	Wake Forest
Smith, McKenzie	RB	Washington State
Smith, Richard	WR	Arkansas
Stuber, Tim	G	Colorado State

2005

Connot, Scott	S	South Dakota State
Gado, Samkon	RB	Liberty
Golliday, Aaron	TE	Nebraska
Heyer, Peter	G	No College
Hodge, Alphonso	CB	Miami (Ohio)
Ingram, Johnathan	C	San Diego State
Long, Khari	DE	Baylor
McIntyre, Jeris	WR	Auburn
Smith, McKenzie	RB	Washington State
Thorpe, Crapphonso	WR	Florida State
Ville, Zach	DE	Missouri

2006

Bragg, Michael	CB	Texas A&M - Kingsville
Hannon, Chris	WR	Tennessee
Hanoian, Greg	FB	Syracuse
Ingram, Johnathan	C	San Diego State
Johnson, Adam	TE	Buffalo
Kershaw, William	LB	Maryland
Lougheed, Pete	T	Purdue
Mitchell, Clint	DE	Florida
Morgan, Donovan	WR	Louisiana - Lafayette
Murphy, Montez	DE	Baylor
Norton, Zach	CB	Cincinnati
Phinisee, Justin	CB	Oregon
Printers, Casey	QB	Florida A&M
Williams, Stephen	DT	NW Missouri State
Willis, Keith	TE	Virginia Tech

2007

Adkisson, Jason	TE	South Carolina
Akah, Emmanuel	G	Winston-Salem State
Alcorn, Zac	TE	Black Hills (SD)
Allan, Michael	TE	Whitworth (WA)
Battle, Jackie	RB	Houston
Buchanon, William	WR	Southern California
Capizzi, Jason	T	Indiana (PA)
Greene, David	QB	Georgia
Harriott, Claude	DE	Pittsburgh
Harris, Erick	S	Liberty
Harris, Gilbert	RB	Arizona
Jackson, T.J.	DT	Auburn
Little, Brent	WR	Southern Illinois
Lobdell, Joe	T	Northern Iowa
McMahan, Kevin	WR	Maine
Minter, DeMario	CB	Georgia
Otis, Jeff	QB	Columbia
Pimentel, Mickey	LB	California
Pruneda, Ramiro	T	Monterrey Tech

Sippio, Bobby	WR	Western Kentucky
Smith, Khreem	DE	Oklahoma State
Smith, Rob	G	Tennessee
Stallings, Tre	G	Mississippi
Timmons, Tyrone	WR	Mississippi Valley St.
Trannon, Matt	WR	Michigan State

2008

Bain, Travarous	CB	Hampton
Battle, Jackie	RB	Houston
Burton, Antwon	DT	Temple
Cuff, Omar	RB	Delaware
Dacus, Weston	LB	Arkansas
Davis, A.J.	CB	North Carolina State
Davis, Dowayne	S	Syracuse
De La Puente, Brian	G	California
Durde, Aden	LB	None
Grant, Michael	CB	Arkansas
Hagans, Marques	WR	Virginia
Harrison, Edwin	G	Colorado
Hughes, Nate	WR	Alcorn State
Jackson, T.J.	DT	Auburn
Lokey, Derek	DT	Texas
Martin, Ingle	QB	Furman
Mayle, Scott	WR	Ohio
McGhee, Jermaine	DE	Prairie View A&M
McMahan, Kevin	WR	Maine
Oakley, Anthony	G	Western Kentucky
Parker, Jason	DE	Arizona
Price, Maurice	WR	Charleston Southern
Rucker, Micah	WR	Eastern Illinois
Savage, Dantrell	RB	Oklahoma State
Shotwell, Kyle	LB	Cal-Poly
Washington, Tavares	G	Florida

2009

Bates, Jackie	CB	Hampton
Crabtree, Tom	TE	Miami (OH)
Favorite, Marlon	DT	Louisiana State
Gales, Dion	DE/DT	Troy State
Greenwood, Bobby	DE/T	Alabama
Harris, Darryl	G	Mississippi
Lawrence, Quinten	WR	McNeese State
Lokey, Derek	DT	Texas
Long, Lance	WR	Mississippi State
Moore, Kestahn	RB	Florida
Patrick, Chris	T	Nebraska
Payne, Logan	WR	Minnesota
Porter, Jermail	T	Kent State
Price, Ricky	S	Oklahoma State
Richardson, Barry	T	Clemson
Williams, Chandler	WR	Florida International
Williams, Javarris	RB	Tennessee State
Wright, Rodney	WR	Fresno State

2010

Bakhtiari, Eric	LB	Univ. of San Diego
Cole, Justin	LB	San Jose State
Gales, Dion	DE	Troy State
Greenwood, Bobby	DE/T	Alabama
Harris, Darryl	G	Mississippi
Horne, Jeremy	WR	Massachusetts
Johnson, Micah	LB	Kentucky

Lawrence, Quinten	WR	McNeese State
Palko, Tyler	QB	Pittsburgh
Price, Ricky	S	Oklahoma State
Slate, Cody	TE	Marshall
Tucker, Verran	WR	California
Walters, Pierre	LB	Eastern Illinois

2011

Bannon, Shane	FB	Yale
Bruggeman, Rob	OL	Iowa
Campbell, Caleb	LB	Army
Cole, Justin	LB	San Jose State
Draughn, Shaun	RB	North Carolina
Harris, Darryl	G	Mississippi
Horne, Jeremy	WR	Massachusetts
Lawrence, Quinten	DB	McNeese State
Lewis, Butch	OL	Southern California
Markshausen, Zeke	WR	Northwestern
Mims, David	OL	Virginia Union
Nelson, Kyle	TE	New Mexico State
Newsome, Jamar	WR	Central Florida
Patterson, Lucas	OL	Texas A&M
Toribio, Anthony	DT	Carson-Newman

2012

Bellamy, Josh	WR	Louisville
Cosby, DeMarco	TE	Central Missouri
DiMarco, Patrick	FB	South Carolina
Gumbs, Jose	S	Monmouth
Hemingway, Junior	WR	Michigan
Long, Jerome	DL	San Diego State
Mims, David	DL	Virginia Union
Newsome, Jamar	WR	Central Florida
Patterson, Lucas	OL	Texas A&M
Sturdivant, Quan	LB	North Carolina
Ranglin, Rich	OL	Central Connecticut St.
Szymanski, Matt	K	SMU
Thorpe, Neiko	DB	Auburn
Waldron, Dustin	OL	Portland State

Bold Denotes Players Who Eventually Made the Chiefs All-Time Roster.

Note: Starting in '89, the NFL allowed teams to establish a five-man practice squad the day following the league's final roster cutdown. Practice squads were expanded to eight players in 2004.

ALL-TIME DRAFTS



Boldface Indicates an Eventual Regular Starter

2013

1	T	Eric Fisher	1	Central Michigan
3a	TE	Travis Kelce	63	Cincinnati
3b	RB	Knile Davis	96	Arkansas
4	LB	Nico Johnson	99	Alabama
5	DB	Sanders Commings	134	Georgia
6a	OL	Eric Kush	170	California (Pa.)
6b	FB	Braden Wilson	204	Kansas State
7	LB	Mike Catapano	207	Princeton

Sent a second-round selection (34th overall) to San Francisco in the 2009 QB Alex Smith trade. Picks 3b (Davis) and 6b (Wilson) were compensatory selections for 2012 free agent losses.

2012

1	DT	Dontari Poe	11	Memphis
2	OL	Jeff Allen	44	Illinois
3	OL	Donald Stephenson	74	Oklahoma
4	WR	Devon Wylie	107	Fresno State
5	DB	De'Quan Menzie	146	Alabama
6	RB	Cyrus Gray	182	Texas A&M
7a	DT	Jerome Long	218	San Diego State
7b	WR	Junior Hemingway	238	Michigan

Obtained a seventh-round selection (Hemingway) from New England in the 2010 S Jarrad Page trade.

2011

1	WR	Jonathan Baldwin	26	Pittsburgh
2	OL	Rodney Hudson	55	Florida State
3a	LB	Justin Houston	70	Georgia
3b	DL	Allen Bailey	86	Miami
4	CB	Jalil Brown	118	Colorado
5a	QB	Ricky Stanzi	135	Iowa
5b	LB	Gabe Miller	140	Oregon State
6	DL	Jerrell Powe	199	Mississippi
7	FB	Shane Bannon	223	Yale

Sent original first-round pick (21st overall) to Cleveland in exchange for Cleveland's first-round pick (Baldwin) and Cleveland's third-round pick (Houston). The first-round pick became the 26th overall when Baltimore passed on its selection. Obtained a fifth-round selection (Stanzi) from Tampa Bay in the 2010 DE Alex Magee trade. Obtained Detroit's fifth-round pick (Miller) via NFL ruling in favor of the Chiefs. Pick 6 (Powe) was a compensatory selection for 2010 free agent losses.

2010

1	S	Eric Berry	5	Tennessee
2a	WR	Dexter McCCluster	36	Mississippi
2b	CB	Javier Arenas	50	Alabama
3a	G/C	Jon Asamoah	68	Illinois
3b	TE	Tony Moeaki	93	Iowa
4		To Houston in third-round trade.		
5a	DB	Kendrick Lewis	136	Mississippi
5b	LB	Cameron Sheffield	142	Troy
6		To Miami in 2009 C/G Andy Alleman and G/T Ikechuku Nduke trade.		
7		To Miami in 2009 seventh-round trade.		

Obtained a second-round selection (Arenas) from Atlanta in the 2009 TE Tony Gonzalez trade. Obtained Houston's third-round selection (Moeaki) in exchange for the Chiefs fourth (102nd overall) and fifth-round (144th overall) selections. Obtained a fifth-round selection (Sheffield) from Miami in the 2009 QB Tyler Thigpen trade. Obtained Carolina's fifth-round selection (144th overall) in the 2009 DT Tank Tyler trade. Sent a sixth-round selection (173rd overall) to Miami in the 2009 trade for C/G Andy Alleman and G/T Ikechuku Nduke. Sent a seventh-round selection (212th overall) to Miami in exchange for Miami's seventh-round pick (O'Connell) in 2009.

2009

1	DE	Tyson Jackson	3	Louisiana State
2		To New England in 2009		
		QB Matt Cassel/LB Mike Vrabel trade.		
3	DE	Alex Magee	67	Purdue
4	S/CB	Donald Washington	102	Ohio State
5	T	Colin Brown	139	Missouri
6	WR	Quinten Lawrence	175	McNeese State
7a	RB	Javaris Williams	212	Tennessee State
7b	TE	Jake O'Connell	237	Miami (OH)
7c	K	Ryan Succop	256	South Carolina

Sent a second-round selection (34th overall) to New England in the 2009 QB Matt Cassel/LB Mike Vrabel trade. Obtained Miami's seventh-round selection (O'Connell) in exchange for the Chiefs seventh-round pick in 2010. Miami obtained that selection in a trade with Carolina. Pick 7c (Succop) was a compensatory selection for 2008 free agent losses.

2008

1a	DT	Glenn Dorsey	5	Louisiana State
1b	T	Branden Albert	15	Virginia
2	CB	Brandon Flowers	35	Virginia Tech
3a	RB	Jamaal Charles	73	Texas
3b	TE	Brad Cottam	76	Tennessee
3c	S	Dajuan Morgan	82	North Carolina St.
4	WR	Will Franklin	105	Missouri
5	CB	Brandon Carr	140	Grand Valley St.
6a	T	Barry Richardson	170	Clemson
6b	WR	Kevin Robinson	182	Utah St.
7a	DE	Brian Johnston	210	Gradner-Webb
7b	TE	Michael Merritt	239	Central Florida

Obtained Minnesota's first-round selection (17th overall), two third-round selections (Charles & Morgan) and a sixth-round selection (Robinson) in the 2008 DE Jared Allen trade. Sent a sixth-round selection (187th overall) to Minnesota in the 2008 DE Jared Allen trade, a pick that was acquired in the 2007 RB Michael Bennett trade. Obtained Detroit's first-round selection (Albert) and Detroit's third-round pick (Cottam) in exchange for first-round pick (17th overall) obtained in 2008 DT Jared Allen trade, original third-round pick (66th overall) and a fifth-round pick (136th overall) that was obtained from Miami in the 2007 QB Trent Green trade. Acquired the N.Y. Giants seventh-round selection (Merritt) in the 2007 K Lawrence Tynes trade.

2007

1	WR	Dwayne Bowe	23	Louisiana State
2	DE	Turk McBride	54	Tennessee
3a	DT	Tank Tyler	82	North Carolina St.
3b		To St. Louis in 2007 WR Dante Hall trade.		
4		To New Orleans in 2006 RB Michael Bennett trade.		
5a	RB	Kolby Smith	148	Louisville
5b	K	Justin Medlock	160	UCLA
6	T	Herb Taylor	196	TCU
7	TE	Michael Allan	231	Whitworth

Obtained St. Louis' third-round selection (Tyler) and fifth-round selection (Smith) in the 2007 WR Dante Hall trade in exchange for Hall and the Chiefs third-round pick (84th overall). Sent a fourth-round pick (123rd overall) to New Orleans in the 2006 RB Michael Bennett trade.

2006

1	DE	Tamba Hali	20	Penn State
2	S	Bernard Pollard	54	Purdue
3	QB	Brodie Croyle	85	Alabama
4		To N.Y. Jets in compensation for Herm Edwards.		
5	CB	Marcus Maxey	154	Miami (Fla.)
6a	G	Tre Stallings	186	Mississippi
6b	WR	Jeff Webb	190	San Diego State
7	S	Jarrad Page	228	UCLA

Sent fourth-round pick (117th overall) to the N.Y. Jets in compensation for head coach Herm Edwards. Obtained

Dallas' sixth-round pick (Stallings) in the 2005 LB Scott Fujita trade.

2005

1	LB	Derrick Johnson	15	Texas
2		To Miami in 2005 CB Patrick Surtain trade.		
3a		To Philadelphia in 2004 T John Welbourn trade.		
3b	P	Dustin Colquitt	99	Tennessee
4	WR	Crapnonso Thorpe	116	Florida State
5a	LB	Boomer Grigsby	138	Illinois State
5b		To Tennessee in 2005 DE Carlos Hall trade.		
5c	CB	Alphonso Hodge	147	Miami (Ohio)
6a	T	Will Svitek	187	Stanford
6b	DE	Khari Long	199	Baylor
7a	QB	James Kilian	229	Tulsa
7b	T	Jeremy Parquet	238	Southern Miss.

Obtained CB Patrick Surtain and a fifth-round pick (Grigsby) in exchange for the Chiefs second-round pick (46th overall) and a fifth-round selection (162nd overall). Sent original third-round pick (77th overall) to Philadelphia in 2004 T John Welbourn trade. Pick 3b (Colquitt) was a compensatory selection for 2004 free agent losses. Sent original fifth-round pick (150th overall) to Tennessee in 2005 DE Carlos Hall trade. Obtained a fifth-round selection (Hodge) in 2004 trade with Detroit. Obtained a fifth-round pick (162nd overall) and a sixth-round pick (Long) from Green Bay in 2004 DE R-Kal Truluck trade. Subsequently sent that fifth-round pick to Miami in 2005 CB Patrick Surtain trade. Obtained a seventh-round pick (Parquet) from Green Bay in 2003 CB Derek Combs trade.

2004

1		To Detroit in first-round trade.		
2a	DT	Junior Siavii	36	Oregon
2b	TE	Kris Wilson	61	Pittsburgh
3	LB	Keyaron Fox	93	Georgia Tech
4a	WR	Samie Parker	105	Oregon
4b	DE	Jared Allen	126	Idaho State
5		To Philadelphia in 2004 T John Welbourn trade.		
6	WR	Jeris McIntyre	195	Auburn
7	T	Kevin Sampson	231	Syracuse

Obtained Detroit's second-round pick (Siavii), fourth-round pick (Parker) and a fifth-round pick in 2005 in exchange for the Chiefs first-round pick (30th overall). Sent fifth-round pick (162nd overall) and a third-round pick in 2005 to Philadelphia in 2004 T John Welbourn trade.

2003

1	RB	Larry Johnson	27	Penn State
2	LB	Kawika Mitchell	47	South Florida
3a		To New Orleans in 2002 T Willie Roaf trade.		
3b	CB	Julian Battle	92	Tennessee
4	T	Brett Williams	113	Florida State
5	T	Jordan Black	153	Notre Dame
6	DE	Jimmy Wilkerson	189	Oklahoma
7a	DT	Montique Sharpe	230	Wake Forest
7b	S	Willie Pile	252	Virginia Tech

Obtained Pittsburgh's first-round pick (Johnson), third-round pick (Battle) and sixth-round pick (200th overall - subsequently traded to the N.Y. Jets) in exchange for the Chiefs first-round pick (16th overall). Sent original third-round pick (78th overall) to New Orleans in 2002 T Willie Roaf trade. Sent fifth-round pick (150th overall) and sixth-round pick (200th overall) to the N.Y. Jets in exchange for New York's fifth-round pick (Black) and sixth-round pick (Wilkerson). Sent original sixth-round pick (186th overall) to Dallas in 2002 first-round trade. Pick 7b (Pile) was a compensatory selection for 2002 free agent losses.

2002

1	DT	Ryan Sims	6	North Carolina
2	DT	Eddie Freeman	43	Ala. - Birmingham
3a		To Dallas in first-round trade.		
3b		To St. Louis in compensation for Dick Vermeil.		
4	FB	Omar Easy	107	Penn State
5	LB	Scott Fujita	143	California
6		To St. Louis in 2001 QB Joe Germaine trade.		
7	LB	Maurice Rodriguez	221	Fresno State

Obtained Dallas' first-round pick (Sims) in exchange for the Chiefs first-round pick (8th overall), third-round pick (75th overall) and a sixth-round pick in 2003. Obtained a third-round pick (84th overall) from Washington in compensation for Marty Schottenheimer, subsequently sent to St. Louis in compensation for Dick Vermeil. Sent sixth-round pick (183rd overall) to St. Louis in 2001 QB Joe Germaine trade.

2001

1		To St. Louis in 2001 QB Trent Green trade.		
2		To St. Louis in compensation for Dick Vermeil.		
3a	DT	Eric Downing	75	Syracuse
3b	WR	Marvin Minnis	77	Florida State
4a	LB	Monty Beisel	107	Kansas State
4b	FB	George Layne	108	TCU
5a	TE	Billy Baber	141	Virginia
5b	RB	Derrick Blaylock	150	Stephen F. Austin
6	G	Alex Sulsted	176	Miami (Ohio)
7a	S	Shaunard Harts	212	Boise State
7b	DT	Terdell Sands	243	UT - Chattanooga

Obtained QB Trent Green and St. Louis' fifth-round pick (Blaylock) in exchange for the Chiefs first-round pick (12th overall). Sent second-round pick (42nd overall) to St. Louis in compensation for head coach Dick Vermeil. Obtained third-round pick (Minnis) from Washington in compensation for Marty Schottenheimer. Obtained a fourth-round pick (Layne) from Jacksonville in 2000 G Brenden Stai trade. Pick 7b (Sands) was a compensatory pick for 2000 free agent losses.

2000

1	WR	Sylvester Morris	21	Jackson State
2	CB	William Bartee	54	Oklahoma
3	S	Greg Wesley	85	Ark. - Pine Bluff
4	RB	Frank Moreau	115	Louisville
5a	RB/KR	Dante Hall	153	Texas A&M
5b	CB	Pat Dennis	162	Louisiana - Monroe
6a	T	Darnell Alford	188	Boston College
6b		To St. Louis in '99 TE Mitch Jacoby trade.		
7	WR/KR	Desmond Kitchings	208	Furman

Pick 5b (Dennis) was a compensatory pick for '99 free agent losses. Obtained Miami's sixth-round pick (Alford) in a '99 trade. Sent original sixth-round pick (189th overall) to St. Louis in '99 TE Mitch Jacoby trade. Obtained New Orleans' seventh-round draft choice (Kitchings) as compensation for coach Ron Zook, while New Orleans obtained Kansas City's original seventh-round pick (228th overall).

1999

1	T	John Tait	14	BYU
2	RB	Mike Cloud	54	Boston College
3a	LB	Gary Stills	75	West Virginia
3b	S/LB	Larry Atkins	84	UCLA
4	WR	Larry Parker	108	USC
5		To Chicago in '98 RB Bam Morris trade.		
6		To Tampa Bay in '98 S Melvin Johnson trade.		
7	G	Eric King	220	Richmond

Obtained Miami's second-round pick (Cloud), a third-round pick (Atkins) and a 2000 sixth-round pick for the Chiefs second-round pick (43rd overall).

1998

1	T	Victor Riley	27	Auburn
2		To Oakland in compensation for restricted free agent DT Chester McGlockton.		
3	RB	Rashaan Shehee	88	Washington
4	LB	Greg Favors	120	Mississippi State
5a	CB	Robert Williams	128	North Carolina
5b		To Green Bay in '97 LB Wayne Simmons trade.		
6	DT	Derrick Ransom	181	Cincinnati
7a	CB	Eric Warfield	216	Nebraska
7b	FB	Ernest Blackwell	224	Missouri

Obtained Chicago's fifth-round pick (Williams) in '97 WR Chris Penn trade. Sent original fifth-round pick (150th overall) to Green Bay in '97 LB Wayne Simmons trade. Pick 7b (Blackwell) was a compensatory pick for '97 free agent losses.

1997

1	TE	Tony Gonzalez	13	California
2	WR	Kevin Lockett	47	Kansas State
3		To Houston in first-round trade.		
4	QB	Pat Barnes	110	California
5a		To Miami in '96 K Pete Stoyanovich trade.		
5b	RB	June Henley	163	Kansas
6a		To Houston in first-round trade.		
6b	WR	Isaac Byrd	195	Kansas
7a		To Pittsburgh in '97 DT Brentson Buckner trade.		
7b	T	Nate Parks	214	Stanford
Obtained Houston's first-round pick (Gonzalez) and fourth-round pick (Barnes) in exchange for the Chiefs first-round (18th overall), third-round (81st overall), fourth-round (116th overall) and sixth-round picks (181st overall). Pick 5b (June Henley) and pick 6b (Byrd) were compensatory picks for '96 free agent losses.				

1996

1	S	Jerome Woods	28	Memphis
2	S	Reggie Tongue	58	Oregon State
3a	DT	John Browning	68	West Virginia
3b		To Detroit in '94 S William White trade.		
4	LB	Donnie Edwards	98	UCLA
5	WR	Joe Horn	135	Itawamba J.C.
6a	WR	Dietrich Jells	176	Pittsburgh
6b		To Philadelphia in '95 WR Victor Bailey trade.		
7a	C	Ben Lynch	211	California
7b	C	Jeff Smith	241	Tennessee
7c	DB/KR	Darrell Williams	245	Tennessee St.
Obtained New England's third-round pick (Browning) in exchange for the Chiefs '95 fourth-round pick. Obtained Miami's fourth-round pick (Edwards) and a '97 seventh-round pick for the Chiefs two '96 fourth-round picks (113th overall) and (125th overall). Obtained Arizona's fifth-round pick (Horn) for the Chiefs two '96 fifth-round picks (161st overall) and (162nd overall). Originally obtained Green Bay's fifth-round pick (161st overall) in '95 G/T Lindsay Knapp trade. Obtained Carolina's sixth-round pick (Jells) in exchange for the Chiefs '95 sixth-round pick. Obtained Pittsburgh's seventh-round pick (Lynch) in '95 TE Tracy Greene trade. Pick 7c (Williams) was a compensatory pick for '95 free agent losses.				

1995

1	T	Trezelle Jenkins	31	Michigan
2		To Philadelphia in '95 WR Victor Bailey trade.		
3a	WR	Tamarick Vanover	81	Florida State
3b	LB	Troy Dumas	97	Nebraska
4a		To San Francisco in '94 QB Steve Bono trade.		
4b	QB	Steve Stenstrom	134	Stanford
5a	DT	Mike Pelton	155	Auburn
5b	LB	Jerrott Willard	164	California
6a	DT	Bryan Proby	202	Arizona State
6b	DT/G	Tom Barnard	207	Pittsburgh
7		To Tampa Bay in '93 CB Darren Anderson trade.		
Obtained Jacksonville's first-round pick (Jenkins), third-round pick (Dumas), fourth-round pick (Stenstrom) and a '96 fourth-round pick for the Chiefs original first-round pick (19th overall). The fourth-round pick obtained from Philadelphia in second-round Victor Bailey trade was subsequently sent to New England for its highest third-round selection in '96. Pick 5b (Willard), 6a (Proby), and 6b (Barnard) were compensatory picks for '94 free agent losses. The sixth-round pick obtained from Jacksonville in first-round trade was subsequently sent to Carolina for its highest sixth-round pick in '96.				

1994

1	RB	Greg Hill	25	Texas A&M
2	RB	Donnell Bennett	58	Miami (Fla.)
3a	WR	Lake Dawson	92	Notre Dame
3b	WR	Chris Penn	96	Tulsa
4	S	Bracy Walker	127	North Carolina
5a	CB	James Burton	151	Fresno State
5b	DT	Rob Waldrop	156	Arizona
6	RB	Anthony Daigle	185	Fresno State
7a	QB	Steve Matthews	199	Memphis State
7b	TE	Tracy Greene	219	Grambling

Obtained San Francisco's third-round pick (Penn) in '93 QB Joe Montana trade. Obtained Minnesota's fifth-round pick (Burton) in '93 RB Barry Word trade. Obtained L.A. Rams seventh-round pick (Matthews) in '93 LB Chris Martin trade.

1993

1		To San Francisco in '93 QB Joe Montana trade.		
2		Used in '92 supplemental draft to select DE Darren Mickell from Florida.		
3	G	Will Shields	74	Nebraska
4	LB	Jaime Fields	103	Washington
5	G/T	Lindsay Knapp	130	Notre Dame
6	RB	Darius Turner	159	Washington
7	WR	Danan Hughes	186	Iowa
8		To Phoenix in '93 CB Jay Taylor trade.		
Obtained QB Joe Montana, S David Whitmore and San Francisco's '94 third-round pick in exchange for the Chiefs first-round pick (18th overall).				

1992

1	CB	Dale Carter	20	Tennessee
2	QB	Matt Blundin	40	Virginia
3		To Dallas in second-round trade.		
4	DT	Mike Evans	101	Michigan
5		To Tampa Bay in '91 LB Ervin Randle trade.		
6	WR	Tony Smith	159	Notre Dame
7	LB	Erick Anderson	186	Michigan
8	G/C	Jim Jennings	213	San Diego State
9	C	Jay Leeuwenburg	244	Colorado
10	G	Jerry Ostroski	271	Tulsa
11	DE	Doug Rigby	298	Wyoming
12	DB	Corey Williams	325	Oklahoma State
Obtained Dallas's second-round pick (Blundin) in exchange for the Chiefs second-round (47th overall) and third-round picks (74th overall).				

1991

1	RB	Harvey Williams	21	Louisiana State
2	T	Joe Valerio	50	Pennsylvania
3	WR	Tim Barnett	77	Jackson State
4		To Dallas in '89 QB Steve Pelluer trade.		
5	S	Charles Mincy	133	Washington
6	CB	Darrell Malone	162	Jacksonville State
7	CB	Bernard Ellison	189	Nevada
8	T	Tom Dohring	218	Michigan
9	P/K	Robbie Keen	244	California
10	DB	Eric Ramsey	273	Auburn
11	WR	Bobby Olive	300	Ohio State
12	G/T	Ron Shipley	329	New Mexico

1990

1	LB	Percy Snow	13	Michigan State
2	C	Tim Grunhard	40	Notre Dame
3		To Dallas in '89 QB Steve Pelluer trade.		
4	WR	Fred Jones	96	Grambling
5a	T	Derrick Graham	124	Appalachian State
5b	DT	Ken Hackmack	127	Texas
6	DT	Tom Sims	152	Pittsburgh
7	G	Dave Szott	180	Penn State
8		To Buffalo in '88 DE Art Still trade.		
9	RB	Michael Owens	235	Syracuse
10	LB	Craig Hudson	263	Wisconsin
11	RB	Ernest Thompson	291	Georgia Southern
12	WR	Tony Jeffery	318	San Jose State
Obtained Buffalo's fifth-round pick (Hackmack) in '88 DE Art Still trade.				

1989

1	LB	Derrick Thomas	4	Alabama
2	QB	Mike Elkins	32	Wake Forest
3	WR	Naz Worthen	60	North Carolina St.
4	CB	Stan Petry	88	TCU
5		To Cleveland in '89 LB Mike Junkin trade.		
6	WR	Robb Thomas	143	Oregon State
7	LB	Ron Sancho	171	Louisiana State
8a	RB	Bryan Tobey	199	Grambling
8b	RB	Todd McNair	220	Temple
9	S	Jack Phillips	227	Alcorn State

10	LB	Rob McGovern	255	Holy Cross
11	CB	Marcus Turner	283	UCLA
12	RB	Bill Jones	311	SW Texas State

Obtained Buffalo's eighth-round pick (McNair) in '88 DE Art Still trade.

1988

1	DE	Neil Smith	2	Nebraska
2		To Detroit in first-round trade.		
3	DB	Kevin Porter	59	Auburn
4a		To Tampa Bay in '88 QB Steve DeBerg trade.		
4b	WR	J.R. Ambrose	96	Mississippi
5		To New Orleans in '87 LB Jack Del Rio trade.		
6	RB	James Saxon	139	San Jose State
7	LB	Troy Stedman	171	Washburn
8	TE	Alfredo Roberts	197	Miami (Fla.)
9	WR	Azizuddin Abdur-Ra'ooof	224	Maryland
10	RB	Kenny Gamble	251	Colgate
11	QB	Danny McManus	282	Florida State
12		To Buffalo in '87 CB Charles Romes trade.		

Obtained Detroit's first-round pick (Smith) in exchange for the Chiefs first-round pick (3rd overall) and second-round pick (29th overall). Obtained QB Steve DeBerg from Tampa Bay in exchange for S Mark Robinson and the Chiefs fourth-round pick (86th overall). Obtained Pittsburgh's fourth-round selection (Ambrose) in '88 QB Todd Blackledge trade.

1987

1	RB	Paul Palmer	19	Temple
2	RB	Christian Okoye	35	Azusa Pacific
3	LB	Todd Howard	73	Texas A&M
4		To Houston in second-round trade.		
5a	WR/KR	Kitrick Taylor	128	Washington State
6		To Houston in '86 RB Larry Moriarity trade.		
7	QB	Doug Hudson	186	Nicholls State
8a		To Miami in fifth-round trade.		
8b	RB/KR	Michael Clemons	218	William & Mary
9	DE	Randy Watts	244	Catawba
10	RB	James Evans	271	Southern
11	WR/KR	Craig Richardson	298	Eastern Wash.
12	LB	Bruce Holmes	325	Minnesota

Obtained Houston's second-round pick (Okoye) in exchange for the Chiefs second-round (46th overall) and fourth-round (105th overall) picks. Obtained Miami's fifth-round pick (Taylor) in exchange for the Chiefs fifth-round (132nd overall) and eighth-round (212th overall) picks. Obtained New England's eighth-round pick (Clemons) in '86 TE Willie Scott trade.

1986

1	T	Brian Jozwiak	7	West Virginia
2	LB	Dino Hackett	35	Appalachian State
3	DE	Leonard Griffin	63	Grambling
4a	C	Tom Baugh	87	Southern Illinois
4b	WR	Chas Fox	90	Furman
5		To San Diego in '83 C Bob Rush trade.		
6a	RB	Kent Hagood	141	South Carolina
6b		To Washington in '86 C Rick Donnalley trade.		
7		To Cleveland in '86 RB Boyce Green trade.		
8a	P	Lewis Colbert	196	Auburn
8b		To Buffalo in eighth-round transaction.		
9	NT/DE	Gary Baldinger	229	Wake Forest
10	NT	Isaac Readon	257	Hampton Institute
11	LB	Aaron Pearson	285	Mississippi State
12		To Buffalo in eighth-round transaction.		

Obtained Houston's fourth-round pick (Baugh). Obtained Washington's sixth-round pick (Hagood). Obtained Buffalo's eighth-round pick (Colbert) in exchange for eighth-round (202nd overall) and 12th-round picks (313th overall).

1985

1	RB	Ethan Horton	15	North Carolina
2	TE	Jonathan Hayes	41	Iowa
3		To San Diego in '83 C Bob Rush trade.		
4	G	Bob Olderman	99	Virginia
5a	RB	Bruce King	126	Purdue
5b		To Houston in '85 DE Bob Hamm trade.		
6a	CB	John Bostic	149	Bethune-Cookman
6b		To Houston in '85 DE Bob Hamm trade.		

7a		To Dallas.		
7b	DE	Vincent Thomson	180	Missouri Western
7c	G	Dave Heffernan	183	Miami (Fla.)
7d		To Washington for sixth-round choice in '86.		
8	WR	Ira Hillary	210	USC
9	S	Mike Armentrout	237	SW Missouri St.
10	RB	Jeff Smith	267	Nebraska
11	C	Chris Jackson	293	Southern Methodist
12	C	Harper LeBel	321	Colorado State

Obtained L.A. Rams fifth-round pick (subsequently traded to Houston) in '83 QB Steve Fuller trade. Obtained Philadelphia's sixth-round pick (Bostic) in '83 TE Al Dixon trade. Obtained N.Y. Jets seventh-round pick (subsequently traded to Dallas) in '85 LB Charles Jackson trade. Obtained San Diego's seventh-round pick (Thomson) in '84 RB Jewerl Thomas trade. Obtained St. Louis' seventh-round pick (subsequently traded to Washington) in '84 LB Thomas Barber trade.

1984 USFL SUPPLEMENTAL

1	T	Mark Adickes	5	Baylor
		(L.A. Express)		
2	CB	Lupe Sanchez	34	UCLA
		(Arizona Wranglers)		
3	CB	Garcia Lane	61	Ohio State
		(Philadelphia Stars)		

1984

1a	NT	Bill Maas	5	Pittsburgh
1b	T	John Alt	21	Iowa
2	LB	Scott Radevic	34	Penn State
3	RB	Herman Heard	61	So. Colorado
4	S	Mark Robinson	90	Penn State
5a	DE	Eric Holle	117	Texas
5b	LB	Jeff Paine	134	Texas A&M
6	WR	Rufus Stevens	146	Grambling
7	CB	Kevin Ross	173	Temple
8	S	Randy Clark	202	Florida
9a	G/T	Scott Auer	229	Michigan State
9b	TE	Dave Hestera	240	Colorado
10	LB	Al Wenglikowski	258	Pittsburgh
11	RB	Bobby Johnson	285	San Jose State
12	LB	Mark Lang	314	Texas

Obtained the L.A. Rams first-round (Alt) and fifth-round picks (Paine) in '84 CB Gary Green trade. Obtained Green Bay's ninth-round pick (Hestera) in '83 T Charlie Getty trade.

1983

1	QB	Todd Blackledge	7	Penn State
2	T	David Lutz	34	Georgia Tech
3	CB	Albert Lewis	61	Grambling
4	TE	Ron Wetzel	92	Arizona State
5	P	Jim Arnold	119	Vanderbilt
6	T	Ellis Gardner	146	Georgia Tech
7a	RB	Ken Thomas	173	San Jose State
7b	RB	Daryl Posey	179	Mississippi Coll.
8	T	Irv Eatman	204	UCLA
9	C	Adam Lingner	231	Illinois
10	NT	Mark Shumate	257	Wisconsin
11	DE	Dwayne Jackson	284	South Carolina St.
12	OT	Kenny Jones	315	Tennessee

Obtained CB Lucious Smith, RB Jewerl Thomas and L.A. Rams fifth-round pick in '85 in exchange for QB Steve Fuller and CB Eric Harris. Obtained New Orleans' seventh-round pick (Posey) in '82 LB Whitney Paul trade.

1982

1	WR	Anthony Hancock	11	Tennessee
2	LB	Calvin Daniels	46	North Carolina
3		To St. Louis in first-round trade.		
4a	LB	Louis Haynes	100	North Texas State
4b	LB	Stuart Anderson	104	Virginia
5	RB	Del Thompson	130	Texas - El Paso
6	S	Durwood Roquemore	157	Texas A&I
7	NT	Greg Smith	184	Kansas
8	WR	Case deBrujin	214	Idaho State

9	T	Lyndie Byford	241	Oklahoma
10	WR	Larry Brodsky	268	Miami (Fla.)
11	CB	Bob Carter	297	Arizona
12	S	Mike Miller	324	SW Texas State

Obtained St. Louis' first-round pick (Hancock) in exchange for the Chiefs first-round (16th overall) and third-round picks (73rd overall). Obtained Denver's fourth-round pick (Anderson) in '81 RB Tony Reed trade.

1981

1	TE	Willie Scott	14	South Carolina
2	RB	Joe Delaney	41	NW Louisiana
3a	TE	Marvin Harvey	70	So. Mississippi
3b	T	Roger Taylor	75	Oklahoma State
3c	DB	Lloyd Burruss	78	Maryland
4	WR	Ron Washington	97	Arizona State
5	T/C	Todd Thomas	124	North Dakota
6	NT	Dock Luckie	153	Florida
7	RB	Billy Jackson	180	Alabama
8	WR	David Dorn	206	Rutgers
9	DB	Tony Vereen	237	SE Louisiana
10	G	Les Studdard	262	Texas
11	DE	Frank Case	289	Penn State
12	QB	Bob Gagliano	319	Utah State

Obtained Denver's third-round pick (Taylor) in '81 RB Tony Reed trade. Obtained L.A. Rams third-round pick (Burruss) in '80 TE Walter White trade.

1980

1	G	Brad Budde	11	USC
2		To Houston in '79 QB Steve Fuller trade.		
3	RB	James Hadnot	66	Texas Tech
4	LB	Dave Klug	94	Concordia
5a	WR	Carlos Carson	114	Louisiana State
5b	DE	Dan Pensick	115	Nebraska
5c		To Detroit in '80 C Larry Teary trade.		
6a	WR	Bubba Garcia	147	Texas-El Paso
6b	RB	Larry Heater	164	Arizona
7		To L.A. Rams in '80 TE Walter White trade.		
8	LB	Sam Stepney	203	Boston University
9a		To Detroit in '80 C Larry Teary trade.		
9b	WR	Tom Donovan	230	Penn State
10	T	Rob Martinovich	261	Notre Dame
11	NT	Dale Markham	287	North Dakota
12	LB	Mike Brewington	314	East Carolina

Obtained Baltimore's fifth-round pick (Carson) in exchange for RB Mark Bailey. Obtained St. Louis' fifth-round pick (Pensick). Obtained L.A. Rams sixth-round pick (Heater) and a third-round pick in '81 in exchange for TE Walter White and a seventh-round pick (176th overall).

1979

1a	DE	Mike Bell	2	Colorado State
1b	QB	Steve Fuller	23	Clemson
2		To Houston in first-round trade.		
3		To L.A. Rams in '79 NT Stan Johnson trade.		
4	LB	Frank Manumaleuga	85	San Jose State
5	RB	Earl Grant	112	Missouri
6	WR	Robert Gaines	140	Washington
7	DE	Ken Kremer	167	Ball State
8a	RB	Mike Williams	195	New Mexico
8b	G	Robert Brewer	218	Temple
9a	TE	James Folston	222	Cameron State
9b	T	Joe Robinson	229	Ohio State
10a	LB	Michael DuPree	251	Florida
10b	S	Gerald Jackson	260	Mississippi State
10c	WR	Larry Willis	268	Alcorn State
11	WR	Stan Rome	277	Clemson
12	RB	Michael Forrest	305	Arkansas

Obtained Houston's first-round pick (Fuller) in exchange for the Chiefs second-round (31st overall) and an '80 second-round picks. Obtained St. Louis' eighth-round pick (Brewer) in '79 LB Jimbo Elrod trade. Obtained New Orleans' ninth-round pick (Robinson) in '78 DT Keith Simmons trade. Obtained Washington's 10th-round pick (Jackson).

1978

1	DE	Art Still	2	Kentucky
2	DT/DE	Sylvester Hicks	29	Tennessee
3	LB	Gary Spani	58	Kansas State
4a	LB	Danny Johnson	85	Tennessee State
4b	QB	Pete Woods	104	Missouri
5a	WR	Jerrold McRae	112	Tennessee State
5b	DT	Dwight Carey	118	Texas - Arlington
5c	WR/KR	Robert Woods	134	Grambling
6		To Chicago in fourth-round trade.		
7a	DB	Ricky Odom	168	USC
7b	WR	Bill Keller	184	Stanford
8	RB	John Henry White	195	Louisiana Tech
9	T	Larry Brown	224	Miami (Fla.)
10	DE/DT	Earl Bryant	251	Jackson State
11	S	Ray Milo	280	New Mexico State
12	C	Willie Brock	307	Colorado

Obtained Chicago's fourth-round pick (P. Woods) in exchange for the Chiefs fifth-round (131st overall) and sixth-round picks (139th overall). Obtained Philadelphia's fifth-round pick (Carey) in '77 DT Cliff Frazier trade. Obtained Baltimore's fifth-round pick (R. Woods) in '78 LB Willie Lanier trade. Obtained Washington's seventh-round pick (Kellar).

1977

1	CB	Gary Green	10	Baylor
2	RB	Tony Reed	37	Colorado
3	LB	Thomas Howard	67	Texas Tech
4a	RB	Mark Bailey	92	Cal St. Long Beach
4b	TE	Tony Samuels	94	Bethune-Cookman
4c	G	Darius Helton	95	N. Carolina Central
4d	DB	Eric Harris	104	Memphis St.
5		To Pittsburgh in '76 RB Tommy Reamon trade.		
6a	DE	Rick Burfelson	150	Texas
6b	RB	Andre Herrera	167	Southern Illinois
7	S	Chris Golub	177	Kansas
8a	LB	Ron Olsonoski	204	Saint Thomas
8b	WR	Waddell Smith	215	Kansas
9a	DE	Derrick Glanton	226	Bishop
9b	T	Dave Green	234	New Mexico
10	QB	Mark Vitali	261	Purdue
11	WR	Maurice Mitchell	288	Northern Michigan
12	LB	Raymond Burks	318	UCLA

Obtained Philadelphia's fourth-round pick (Bailey) and a '78 fifth-round pick in '77 DT Cliff Frazier trade. Obtained Houston's fourth-round pick (Helton) in '75 WR Elmo Wright trade. Obtained Washington's fourth-round pick (Harris) in '74 T Jim Tyrer trade. Obtained Chicago's sixth-round pick (Herrera) in '77 RB Tommy Reamon trade. Obtained Washington's eighth-round pick (Smith) in '76 DE John Matuszak trade. Obtained Buffalo's ninth-round pick (Glanton) in '75 DB Doug Jones trade.

1976

1	G	Rod Walters	14	Iowa
2	DT	Cliff Frazier	41	UCLA
3a	DT	Keith Simons	63	Minnesota
3b		To Green Bay in '75 RB MacArthur Lane trade.		
3c	S	Gary Barbaro	74	Nicholls State
3d	WR	Henry Marshall	79	Missouri
4		To Cincinnati in '75 LB Ken Avery trade.		
5a	DT	Willie Lee	137	Bethune-Cookman
5b	LB	Jimbo Elrod	144	Oklahoma
6a	CB	Steve Taylor	166	Kansas
6b	LB	Bob Gregolonas	167	Northern Illinois
6c	T	Calvin Harper	172	Illinois State
7	RB	Rod Wellington	196	Iowa
8	C	Orrin Olsen	222	BYU
9	CB	Tim Collier	249	East Texas State
10	DE	Whitney Paul	277	Colorado
11	TE	Bob Squires	304	Hastings
12	WR	Harold Porter	331	SW Louisiana
13	QB	Joe Bruner	361	NE Louisiana
14	T	Rick Thurman	388	Texas
15	LB	Dave Rozumek	415	New Hampshire
16	DB/P	Dennis Anderson	445	Arizona
17	RB	Pat McNeil	472	Baylor

Obtained San Francisco's third-round pick (Simons) and G Randy Beiser in '75 CB Nate Allen trade. Obtained Green Bay's third-round pick (Barbaro) in '74 QB Dean Carlson trade. Obtained Houston's third-round pick (Marshall) in '75 DE John Matuszak trade. Obtained Houston's fifth-round pick (Elrod), sixth-round pick (Taylor) and a '77 fourth-round pick in '75 WR Elmo Wright trade. Obtained Washington's sixth-round pick (Harper) in '74 T Jim Tyrer trade.

1975

1		To Houston in '74 DE John Matuszak trade.
2	TE	Elmore Stephens 34 Kentucky
3	DT	Cornelius Walker 59 Rice
4		To Denver in '74 LB Tom Graham trade.
5		To Los Angeles in '74 T Jim Nicholson trade.
6a	RB	Morris LaGrand 137 Tampa
6b	DE	Dave Wasick 139 San Jose State
7		To Houston in '74 RB Bill Thomas trade.
8a		To Pittsburgh in '74 WR Barry Pearson trade.
8b	T	Wayne Hoffman 189 Oklahoma
9		To Cleveland in '74 DE Bob Briggs trade.
10		To Denver in '74 T Tom Drougas trade.
11	G	Dale Hegland 268 Minnesota
12	RB	James Rackley 293 Florida A&M
13	LB	John Snider 318 Stanford
14	G	Gene Moshler 346 Vanderbilt
15		To Pittsburgh in '74 DT Tom Keating trade.
16	DE	Mark Petersen 396 Illinois
17	S	Mike Bulino 424 Pittsburgh

Obtained DE John Matuszak in exchange for DT Curley Culp and the Chiefs first-round pick (sixth overall). Obtained San Francisco's sixth-round pick (Wasick) in '74 WR Robert West trade. Obtained Washington's eighth-round (Hoffman), '76 sixth-round and '77 fourth-round picks in '74 T Jim Tyrer trade. Obtained T Tom Drougas and LB Tom Graham in exchange for the Chiefs 10th-round pick (240th overall).

1974

1	RB	Woody Green 16 Arizona State
2	T	Charlie Getty 41 Penn State
3	QB	Dave Jaynes 66 Kansas
4	T	Matt Herkenhoff 94 Minnesota
5		To N.Y. Giants in '73 G/T Wayne Walton trade.
6a	RB	Jay Washington 131 Clemson
6b		To Washington.
7	DE	LeRoy Hegge 172 S. Dakota (Springfield)
8		To N.Y. Jets in '73 DE Gerry Philbin trade.
9	RB	J.J. Jennings 222 Rutgers
10	G	Tom Condon 250 Boston College
11	RB	Bob Thornbladh 275 Michigan
12	WR	Carl Brown 300 West Texas State
13	LB	Norm Romagnoli 328 Kentucky State
14	G	Frank Pomarico 353 Notre Dame
15	LB	Lem Burnham 378 U.S. International
16	G	Barry Beers 405 William & Mary
17	KR	Dave Langner 431 Auburn

Obtained New Orleans' sixth-round pick (Washington).

1973

1		To Chicago in '72 DT George Seals trade.
2a	TE	Gary Butler 27 Rice
2b		To Los Angeles in '73 RB Willie Ellison trade.
3a		To Baltimore in '73 WR Eldridge Dickey trade.
3b	T/G	Paul Krause 72 Central Michigan
4a	DE	John Lohmeyer 89 Emporia State
4b		To Los Angeles in '73 QB Pete Beathard trade.
5	DE	Fred Grambau 120 Michigan
6	DB	Doug Jones 145 San Fernando Valley St.
7	C	Donn Smith 173 Purdue
8	LB	Al Palewicz 197 Miami (Fla.)
9	G	Bill Story 223 Southern Illinois
10	CB	Willie Osley 251 Illinois
11		Choice nullified.
12	DT	Tom Ramsey 301 Northern Arizona
13	CB	Paul Mettallo 329 Massachusetts
14	WR	Albert White 354 Fort Valley State
15		To Buffalo for previous considerations.

16	LB	Wilbur Grooms 407 Tampa
17	DE/TE	Clayton Korver 431 SMU

Obtained Houston's second-round pick (Butler). Obtained RB Willie Ellison and CB Bob Stein in exchange for the Chiefs second-round pick. Obtained Cleveland's third-round pick (Krause) in '72 WR Frank Pitts trade. Obtained Minnesota's fourth-round pick (Lohmeyer) in '73 K Mike Eisheid trade.

1972

1	RB	Jeff Kinney 23 Nebraska
2		To New England for previous considerations.
3		To Houston in '71 TE Willie Frazier trade.
4a	WR	Andy Hamilton 97 Louisiana State
4b		To New Orleans in consideration of Charles Williams.
5	DE/LB	Milton Davis 127 Texas - Arlington
6	DE	John Kahler 153 Long Beach State
7	QB	Dean Carlson 179 Iowa State
8	G	Scott Mahoney 205 Colorado
9	DT	Dave Taylor 231 Weber State
10	T	Richard Ruppert 257 Hawaii
11	T	Elbert Walker 283 Wisconsin
12	DT	Mike Williams 309 Oregon
13	DB	Tyler Hellams 335 South Carolina
14	LB	Dave Chaney 360 San Jose State
15	DB	Larry Marshall 387 Md-Eastern Shore
16	DE	Bob Johnson 413 Hanover
17	LB	Ted Washington 439 Miss. Valley St.

Obtained Cleveland's fourth-round pick (Hamilton) and a '73 third-round pick in '72 WR Frank Pitts trade.

1971

1	WR	Elmo Wright 16 Houston
2a	DT	Wilbur Young 39 William Penn
2b	DE	Scott Lewis 42 Grambling
3		To Cleveland in '70 DE Marvin Upshaw trade.
4	TE	David Robinson 94 Jacksonville State
5	RB	Mike Adame 120 Northwestern
6	CB	Kerry Reardon 146 Iowa
7		To New Orleans in '71 RB Jim Otis trade.
8a	S	Mike Sensibaugh 191 Ohio State
8b	S	Rick Telander 198 Northwestern
9	T	Alvin Hawes 224 Minnesota
10	WR	Bruce Jankowski 250 Ohio State
11	CB	Nate Allen 276 Texas Southern
12	RB	Tony Esposito 302 Pittsburgh
13	QB	Chuck Hixson 328 SMU
14	DE	Bruce Bergey 354 UCLA
15	CB/S	Mike Montgomery 380 SW Texas State
16	G	Darrell Jansonius 406 Iowa State
17	DB	+Travis Hill 432 Prairie View A&M

Obtained San Diego's second-round pick (Young) in '70 RB Mike Garrett trade. Obtained Denver's eighth-round pick (Sensibaugh).

1970

1	T	Sid Smith 26 USC
2	LB	Clyde Werner 52 Washington
3a	DE	Billy Bob Barnett 61 Texas A&M
3b	CB	David Hadley 78 Alcorn A&M
4		To Cincinnati in '69 RB Warren McVea trade.
5	C	Mike Onard 130 Notre Dame
6	DT/DE	Robert Hews 156 Princeton
7	WR	Clyde Glosson 182 Texas - El Paso
8a	CB	Fred Barry 193 Boston University
8b		To Denver in '69 T Walt Barnes trade.
9	T	Charley Evans 234 Texas Tech
10	G	Bob Stankovich 259 Arkansas
11	RB	Bill O'Neal 285 Grambling
12	G	Rodney Fedorchak 312 Pittsburgh
13	DE	Troy Patridge 338 Texas - Arlington
14	RB	Glen Dumont 364 Amer. International
15	DB	Bob Liggett 390 Nebraska
16	LB	Randy Ross 416 Kansas State
17	S	Rayford Jenkins 442 Alcorn A&M

Obtained San Francisco's third-round pick (Barnett) in '69

KR Noland Smith trade. Obtained Denver's eighth-round pick (Barry) in '69 T Walt Barnes trade.

1969

1	CB	Jim Marsalis	23	Tennessee State
2	RB	Ed Podolak	48	Iowa
3	TE	Morris Stroud	76	Clark (Ga.)
4a		To Denver in '68 DT Curley Culp trade.		
4b	C	Jack Rudnay	101	Northwestern
5	LB	Bob Stein	126	Minnesota
6	RB	John Pleasant	155	Alabama State
7	WR	Tom Nettles	179	San Diego State
8a	T	Clanton King	204	Purdue
8b	DB	Maurice LeBlanc	206	Louisiana State
9	G	Dan Klepper	231	Nebraska - Omaha
10	DT	John Sponheimer	257	Cornell
11	DE	Skip Wupper	282	C.W. Post
12	LB	John Lavin	309	Notre Dame
13	G	Rick Piliand	335	Virginia Tech
14	CB	Al Bream	360	Iowa
15	T	Leland Winston	388	Rice
16	CB	Uriel Johnson	413	Prairie View
17	CB	Ralph Jenkins	438	Tuskegee

Obtained Boston's fourth-round pick (subsequently traded to Denver). Obtained Oakland's eighth-round pick (LeBlanc).

1968

1a	G	Maurice (Mo) Moorman	19	Texas A&M
1b	G	George Daney	22	Texas-El Paso
2	QB	Mike Livingston	48	SMU
3		To Denver in '68 RB Wendell Hayes trade.		
4a	TE	Mickey McCarty	90	TCU
4b		To Denver in '68 RB Wendell Hayes trade.		
5		To Buffalo in '68 G Remi Prudhomme trade.		
6		To Cincinnati in '68 NFL Expansion Draft.		
7	DB	Sam Grezaffi	184	Louisiana State
8	C	Lindon Endsley	213	North Texas State
9	LB	Wayne (Mac) McClure	239	Mississippi
10	WR	Jack Gehrke	265	Utah
11	DE	Tom Nosewicz	294	Tulane
12	DB	Bobby Johns	320	Alabama
13	WR	Jim Kavanagh	346	Boston College
14	RB	Robert Holmes	375	Southern
15	C	Bill Chambliss	401	Miami (Fla.)
16	T	Pat Talburt	427	SW Missouri State
17	RB	Wesley Williams	456	Texas Southern

Obtained Houston's first-round pick (Daney), QB Jacky Lee and DT Ernie Ladd in exchange for QB Pete Beathard. Obtained RB Wendell Hayes and DB Goldie Sellers in exchange for the Chiefs' third and fourth-round picks. Obtained Buffalo's fourth-round pick (McCarty).

1967

1	DT	Gene Trosch	24	Miami
2a	LB	Jim Lynch	47	Notre Dame
2b	LB	Willie Lanier	50	Morgan State
3	TE	Billy Masters	77	Louisiana State
4	G	Ron Zwernemann	104	East Texas State
5		To Buffalo for previous considerations.		
6	KR	Noland Smith	156	Tennessee State
7	C	Richard Erickson	183	Wisconsin - Stout
8	T	Thomas Altmeier	209	Luther
9	DT	Ed Pope	235	Jackson State
10		To Houston in '66 C Wayne Frazier trade.		
11	G	William Braswell	286	Auburn
12a	G	Richard Kolowski	303	Lake Forest
12b	WR	Kent Lashley	313	Oklahoma
13	RB	Linwood Simmons	339	Edward Waters
14	DT	John Bishop	365	Delta State
15	FB	Denny Capponi	391	Xavier
16	HB	Charlie Noggle	417	North Carolina St.
17	WR	David Lattin	443	Texas Western

Obtained Boston's second-round pick (Lynch). Obtained San Diego's 12th-round pick (Kolowski).

1966

1	DE	Aaron Brown	Minnesota
2	T	Francis Peay	Missouri
3	T	Walt Barnes	Nebraska
4	HB	Elijah Gipson	Bethune - Cookman
5	G	Doug Van Horn	Ohio State
6	C	John Osmond	Tulsa
7	K	Charles Gogolak	Princeton
8	DB	Fletcher Smith	Tennessee State
9	E/DB	Dick Smith	Northwestern
10	DB	Fred Dawson	South Carolina St.
11	DB	Willie Ray Smith	Kansas
12	DB	Bill Bonds	McMurry
13	E/K	Wayne Walker	NW Louisiana
14	FB	Charles Harraway	San Jose State
15	G	Bruce Van Dyke	Missouri
16	FB	Tom Barington	Ohio State
17	FB	Walt Garrison	Oklahoma State
18	DB	Hal Seymour	Florida
19	E	Bob Dunlevy	West Virginia
20	RB	Mike Garrett	USC

1966 REDSHIRTS

1	E/DB	George Youngblood	Cal St. Los Angeles
2	T	Robert Pickens	Nebraska
3	K	Jan Stenerud	Montana State
4	HB	Dan Berry	California
5	LB	Lynn Senkbell	Nebraska
6	DB	Dick Reding	NW Louisiana
7	T	Bill Ogle	Stanford
8	DB	Mel Myricks	Washburn
9	DT	Perry Parks	Cal St. Los Angeles
10	K	Elmer Collett	Cal St. SF
11	T	Denis Moore	USC

1965

1	RB	Gale Sayers	5	Kansas
2a	G	Jack Chapple	13	Stanford
2b	LB	Ron Caveness	16	Arkansas
3	FB	Mike Curtis	21	Duke
4a	WR	Otis Taylor	29	Prairie View A&M
4b	WR	Frank Pitts	32	Southern
5	HB	Smith Reed	37	Alcorn State
6	DB	Mickey Sutton	45	Auburn
7a	WR	Gloster Richardson	49	Jackson St.
7b	DB/K	Lou Bobich	53	Michigan State
8	QB/K	Danny Thomas	61	SMU
9	C	Joe Ceme	69	Northwestern
10	DB	Bob Howard	77	Stanford
11	T	Al Piriano	85	Wisconsin
12	LB	Mike Cox	93	Iowa State
13	DB/E	Robert Bonds	101	San Jose State
14	DB	Fred Dotson	109	Wiley
15	G	Dave Powless	117	Illinois
16	T	Stan Irvine	125	Colorado
17	LB	Don Croftcheck	133	Indiana
18	TE	Jerry Smith	141	Arizona State
19	C	Mike Alford	149	Auburn
20	HB	Bill Symons	157	Colorado

Obtained Buffalo's second-round pick (Caveness). Obtained Buffalo's fourth-round pick (Pitts). Obtained Houston's seventh-round pick (Richardson).

1965 REDSHIRTS

1	DT	Alphonse Dotson	Grambling
2	DT	Frank Cornish	Grambling
3	HB	Henry Carr	Arizona State
4	T	Steve Cox	South Carolina
5	E	John Thomas	Southern California
6	G	John Wilbur	Stanford
7	HB	Bill Moore	Mississippi State
8	DB	Roosevelt Ellerbe	Iowa State
9	HB	Bruce McLenna	Hillsdale
10	E	Chuck Drulis	Duke
11	E	Bill Scott	NE Oklahoma
12	HB	Lonnie Price	SW Louisiana

1964

1	QB	Pete Beathard	2	USC
2	E	Billy Martin	10	Georgia Tech
3	T	Ken Kortas	18	Louisville
4	T	Ed Lothamer	26	Michigan State
5		To Buffalo.		
6a	DB	Duke Carlisle	42	Texas
6b	RB	Joe Don Looney	44	Oklahoma
7	E	John Simon	50	Notre Dame
8	WR	Hal Bedsole	58	USC
9	T	Tony DiMidio	66	West Chester State
10a	E	Clay Stephens	73	Notre Dame
10b		To San Diego.		
11	LB	Tommy Crutcher	82	Texas Christian
12a		To Buffalo.		
12b	E	Jake Adams	93	Virginia Tech
13a	C	Orville Hudson	98	East Texas St.
13b	HB	Jay Wilkinson	102	Duke
14	HB	*Paul Costa	106	Notre Dame
15	FB	*Jim Snowden	114	Notre Dame
16	QB	*Roger Staubach	122	Navy
17	T	Jack Peterson	130	Nebraska - Omaha
18	T	*Jerry Knoll	138	Washington
19	E	*Jerry Lamb	146	Arkansas
20a	E	*Sandy Sands	153	Texas
20b	HB	*Bob Hohn	154	Nebraska
21	T	*Bob Burrows	162	East Texas State
22	T	*Dick Evers	170	Colorado State
23	E	*Bud Abell	178	Missouri
24	T	*Robert Young	186	Austin
25	T	*Jerry McClurg	194	Colorado
26	HB	*Phil Zera	202	St. Joseph's (IN)

Obtained Buffalo's sixth-round pick (Carlisle). Obtained Denver's 10th-round pick (Stephens). Obtained Boston's 12th-round pick (Adams) in '63 T Gerry DeLucca trade. Obtained Houston's 13th-round pick (Hudson). Obtained Denver's 20th-round pick (Hohn).

1963

1a	DT	Buck Buchanan	1	Grambling
1b	G	Ed Budde	8	Michigan State
2	T	Walter Rock	16	Maryland
3	T	Don Brumm	24	Purdue
4	G	Daryl Sanders	32	Ohio State
5	E	John Campbell	40	Minnesota
6		To Buffalo.		
7	LB	Bobby Bell	56	Minnesota
8	HB	John Sklopan	64	Southern Miss.
9	E	Jan Barrett	72	Fresno State
10	T	Curt Farrier	80	Montana State
11a	RB	Lindy Infante	81	Florida
11b	P/FB	Jerrel Wilson	88	Southern Miss.
12		To New York.		
13	G	Dennis Ward	104	Oklahoma
14a	HB	Stone Johnson	105	Grambling
14b	HB	*Jim (Preacher) Pilot	112	New Mexico State
15	HB	*Joe Auer	120	Georgia Tech
16	E	*Mel Profit	128	UCLA
17	QB	Billy Moore	136	Arkansas
18	T	Bill Freeman	144	Southern Miss.
19		To Denver.		
20	T	*Lowell Vaught	160	SW Louisiana
21	T	*Ernie Boghetti	168	Pittsburgh
22	T	*John Maczuzak	176	Pittsburgh
23	HB	Bob Yaksick	184	Rutgers
24	T	Dave Hill	192	Auburn
25	LB	*John Hughes	200	SMU
26	C	*Tumley Todd	208	Virginia
27	E	*Billy Clay	216	Arkansas
28	E	*Gordon Scarborough	224	East Texas State
29	HB	*John Sisk	232	Miami (FL)

Obtained Oakland's first-round pick (Buchanan) in '62 QB Cotton Davidson trade. Obtained Oakland's 11th-round selection (Infante). Infante was subsequently traded to Buffalo in exchange for RB Ronnie Goodwin (11th-round pick - Buffalo). G Dennis Ward was subsequently traded to Houston. Obtained Oakland's 14th-round pick (Johnson).

1962

1	HB	Ronnie Bull	3	Baylor
2	E	Bill Miller	11	Miami (Fla.)
3	QB	Eddie Wilson	19	Arizona
4a	T	Charles Hinton	27	N. Carolina Central
4b	C	Irv Goode	28	Kentucky
5	T	Bobby Plummer	35	TCU
6	T	Al Hinton	43	Iowa
7		To San Diego.		
8	T	Larry Bowie	59	Purdue
9	T	Marshall Shirk	67	UCLA
10	HB	James Saxton	75	Texas
11a	QB	Bobby Hunt	81	Auburn
11b	T	Guy Reese	83	SMU
12	HB	Bobby Lee Thompson	91	Arizona
13		To Buffalo.		
14	G	*Bookie Bolin	107	Mississippi
15	E	*Dave Graham	115	Virginia
16	E	Pettis Norman	123	Johnson C. Smith
17	E/K	Tommy Brooker	131	Alabama
18	T	Joe Carollo	139	Notre Dame
19	HB	Lee Welch	147	Mississippi State
20	G	Mike Samcheski	155	Lehigh
21	T	*Kent Martin	163	Wake Forest
22	T	Jim Bernhardt	171	Linfield (Ore.)
23	T	Russ Foret	179	Georgia Tech
24	QB	Pat Trammell	187	Alabama
25	E	John Burrell	195	Rice
26	QB	*Walt Rappold	203	Duke
27	HB	*Scott Tyler	211	Miami (Ohio)
28	T	*Jim Thrush	219	Xavier
29	HB	*Ed Ryan	227	Michigan State
30	HB	*Don Goodman	235	Florida
31	T	*Eueristo Nino	243	East Texas State
32	HB	*Joel Arrington	251	Duke
33	HB	*Jack Wilson	259	Duke
34	C	*Rodger Shoals	267	Maryland

Obtained Buffalo's fourth-round pick (Hinton). Obtained E Bill Hull (fifth-round pick - Boston) in a post-draft trade. Obtained QB Bobby Ply (fifth-round pick - N.Y. Titans) in a post-draft trade. Obtained Oakland's 11th-round pick (Hunt).

1961

1	LB	E.J. Holub	Texas Tech
2	DT	Bob Lilly	TCU
3	T	Jim Tyrer	Ohio State
4	E	Claude Mooman	Duke
5	DT	Jerry Mays	SMU
6		To Los Angeles.	
7	TE	Fred Arbanas	Michigan State
8	T	John O'Day	Miami
9	T	Dick Mills	Pittsburgh
10	E	Jerry Daniels	Mississippi
11	HB	Marvin Tibbetts	Georgia Tech
12	HB	Paul Hynes	Louisiana Tech
13	HB	Glynn Gregory	SMU
14	RB	* Curtis McClinton	Kansas
15a	T	Ed Nutting	Georgia Tech
15b	G	Roy Lee Rambo	Texas Christian
16	E	Aaron Thomas	Oregon State
17	HB	Jarrell Williams	Arkansas
18	RB	Ron Hartline	Oklahoma
19	HB	Frank Jackson	SMU
20	E	*Bob Lane	Baylor
21	QB	*Dick Thornton	Northwestern
22	HB	Ed Sharockman	Pittsburgh
23	T	*Lou Zirkovich	New Mexico State
24	G	Pat Dye	Georgia
25	QB	Ray Ramsey	Adams State
26	HB	Danny House	Davidson
27	QB	Bob Schloredt	Washington
28	G	Bill Stine	Michigan
29	RB	*Lonnie Caddell	Rice
30	E	Cedric Price	Kansas State

Obtained Boston's 15th-round pick (Nutting).

1960

(First Selections)

E	Jack Atcheson	Western Illinois
T	George Boone	Kentucky
E	Chris Burford	Stanford
T	Earl Ray Butler	North Carolina
E	Gail Cogdill	Washington State
HB	James Crotty	Notre Dame
T	Gary Ferguson	SMU
C	Tom Glynn	Boston College
T	Gene Gossage	Northwestern
T	Jim Heineke	Wisconsin
T/G	William Jerry	South Carolina
T	John Kapele	Brigham Young
RB	Louis Kelley	New Mexico State
T/G	Gilmer Lewis	Oklahoma
T/G	John Malmberg	Knox College
C	Arvie Martin	Texas Christian
QB	Don Meredith	SMU
HB	Tom Moore	Vanderbilt
E	Ola Murchison	Pacific
C	Bob Nelson	Wisconsin
E	Jim Norton	Idaho
QB	Warren Rabb	Louisiana State
HB	Howard Ringwood	Brigham Young
HB	Johnny Robinson	Louisiana State
FB	John Saunders	South Carolina
FB	Glenn Shaw	Kentucky
HB	Gordon Speer	Rice
G	Jack Stone	Oregon
G	Marvin Terrell	Mississippi

G	Emery Turner	Purdue
E	Joe Vader	Kansas State
HB	Carroll Zaruba	Nebraska
(Second Selections)		
T/G	Grady Alderman	Detroit
T/G	Herman Alexander	Findlay (Ohio)
HB	Taz Anderson	Georgia Tech
T/G	Jim Beaver	Florida
T/G	*Bill Beck	Gustavus Adolphus
T/G	*Doug Pat Brown	Fresno State
HB	Gary Campbell	Whittier (Calif.)
QB	Vernon Cole	North Texas State
T/G	Toby Deese	Georgia Tech
T/G	Carl Dumbaid	West Virginia
C	Charles Elizey	Southern Mississippi
HB	Tom Gates	San Bernardino (Calif.)
HB	Austin Gonsoulin	Baylor
HB	Clark Holden	Southern California
T/G	DeWitt Hoopes	Northwestern
T/G	Don Leeberrn	Georgia
C	Bill Thompson	Georgia
E	Billy Tranum	Arkansas
E	Jim Vickers	Georgia
E	Larry Ward	Lamar Tech
HB	Paul Winslow	North Carolina Central

KEY
Italics Indicates Signed by Chiefs
** Indicates Future Choice + Pick Voided by League*
Bold Indicates An Eventual Regular Starter

CHIEFS ALL-TIME FIRST-ROUND DRAFT PICKS

Year	Pos.	Player	Pick #	Year	Pos.	Player	Pick #	Year	Pos.	Player	Pick #	
2013	T	Eric Fisher	1	1994	RB	Greg Hill	25	1976	G	Rod Walters	14	
2012	DT	Dontari Poe	11	1993	Traded to San Francisco.		18	1975	Traded to Houston.			6
2011	WR	Jonathan Baldwin	26	1992	CB	Dale Carter	20	1974	RB	Woody Green	16	
2010	S	Eric Berry	5	1991	RB	Harvey Williams	21	1973	Traded to Chicago.			17
2009	DE	Tyson Jackson	3	1990	LB	Percy Snow	13	1972	RB	Jeff Kinney	23	
2008	DT	Glenn Dorsey	5	1989	LB	Derrick Thomas	4	1971	WR	Elmo Wright	16	
	T	Branden Albert	15	1988	DE	Neil Smith	2	1970	T	Sid Smith	26	
2007	WR	Dwayne Bowe	23	1987	RB	Paul Palmer	19	1969	CB	Jim Marsalis	23	
2006	DE	Tamba Hali	20	1986	T	Brian Jozwiak	8	1968	G	Mo Moorman	19	
2005	LB	Derrick Johnson	15	1985	RB	Ethan Horton	15		G	George Daney	22	
2004	Traded to Detroit.			30	1984	NT	Bill Maas	5	1967	DT	Gene Trosch	24
2003	RB	Larry Johnson	27		T	John Alt	21	1966	DE	Aaron Brown	--	
2002	DT	Ryan Sims	6	1983	QB	Todd Blackledge	7	1965	RB	Gale Sayers*	--	
2001	Traded to St. Louis.			12	1982	WR	Anthony Hancock	11	1964	QB	Pete Beathard	2
2000	WR	Sylvester Morris	21	1981	TE	Willie Scott	14	1963	DT	Buck Buchanan	1	
1999	T	John Tait	14	1980	G	Brad Budde	11		G	Ed Budde	8	
1998	T	Victor Riley	27	1979	DE	Mike Bell	2	1962	HB	Ronnie Bull*	3	
1997	TE	Tony Gonzalez	13		QB	Steve Fuller	23	1961	LB	E.J. Holub	--	
1996	S	Jerome Woods	28	1978	DE	Art Still	2	1960	QB	Don Meredith*	--	
1995	T	Trezelle Jenkins	31	1977	CB	Gary Green	10					

* Signed with NFL

ALL-TIME STARTING QUARTERBACKS



Joe Montana
1993-94
17-8 (.680)



Steve Bono
1994-96
21-10 (.677)




Len Dawson
1962-75
94-56-8 (.620)



Dave Krieg
1992-93
13-8 (.619)

YEAR-BY-YEAR RESULTS			
Year	Quarterback Record	Year	Quarterback Record
1960	Cotton Davidson 8-6	1986	Todd Blackledge 5-3
1961	Cotton Davidson 5-7		Bill Kenney 5-3
	Randy Duncan 1-1	1987	Bill Kenney 3-5
1962	Len Dawson 11-3		Todd Blackledge 1-1
1963	Len Dawson 5-7-1		Frank Seurer 0-2
	Eddie Wilson 0-0-1		Matt Stevens* 0-2
			Doug Hudson* 0-1
1964	Len Dawson 7-7	1988	Steve DeBerg 4-6-1
1965	Len Dawson 6-4-2		Bill Kenney 0-5
	Pete Beathard 1-1	1989	Steve DeBerg 6-4
1966	Len Dawson 11-2-1		Ron Jaworski 1-2
			Steve Pelluer 1-1-1
1967	Len Dawson 9-5	1990	Steve DeBerg 11-5
1968	Len Dawson 11-2	1991	Steve DeBerg 10-5
	Jacky Lee 1-0		Mark Vlastic 0-1
1969	Len Dawson 5-2	1992	Dave Krieg 10-6
	Jacky Lee 0-1	1993	Joe Montana 8-3
	Mike Livingston 6-0		Dave Krieg 3-2
1970	Len Dawson 6-5-2	1994	Joe Montana 9-5
	Mike Livingston 1-0		Steve Bono 0-2
1971	Len Dawson 9-3-1	1995	Steve Bono 13-3
	Mike Livingston 1-0	1996	Steve Bono 8-5
1972	Len Dawson 7-5		Rich Gannon 1-2
	Mike Livingston 1-1	1997	Elvis Grbac 8-2
1973	Len Dawson 3-2-1		Rich Gannon 5-1
	Mike Livingston 4-3-1	1998	Elvis Grbac 2-4
1974	Len Dawson 3-5		Rich Gannon 5-5
	Mike Livingston 2-4	1999	Elvis Grbac 9-7
1975	Mike Livingston 4-3	2000	Elvis Grbac 7-8
	Len Dawson 1-4		Warren Moon 0-1
	Tony Adams 0-2	2001	Trent Green 6-10
1976	Mike Livingston 5-9	2002	Trent Green 8-8
1977	Mike Livingston 1-10	2003	Trent Green 13-3
	Tony Adams 1-2	2004	Trent Green 7-9
1978	Mike Livingston 4-10	2005	Trent Green 10-6
	Tony Adams 0-2	2006	Trent Green 4-4
1979	Mike Livingston 1-3		Damon Huard 5-3
	Steve Fuller 6-6	2007	Damon Huard 4-6
1980	Steve Fuller 6-7		Brodie Croyle 0-6
	Bill Kenney 2-1	2008	Brodie Croyle 0-2
1981	Bill Kenney 8-5		Damon Huard 1-2
	Steve Fuller 1-2		Tyler Thigpen 1-10
1982	Bill Kenney 3-3	2009	Matt Cassel 4-11
	Steve Fuller 0-3		Brodie Croyle 10-5
1983	Bill Kenney 6-10	2010	Matt Cassel 10-5
1984	Bill Kenney 4-4		Brodie Croyle 0-1
	Todd Blackledge 4-4	2011	Matt Cassel 4-5
1985	Bill Kenney 3-7		Tyler Palko 1-3
	Todd Blackledge 3-3		Kyle Orton 2-1
		2012	Matt Cassel 1-7
			Brady Quinn 1-7

*Denotes replacement player



Steve DeBerg
1988-91
31-20-1 (.606)



Rich Gannon
1995-98
11-8 (.579)



Elvis Grbac
1997-00
26-21 (.553)



Trent Green
2001-06
48-40 (.545)

ALL-TIME CHIEFS STARTING QB RECORDS



REGULAR SEASON WINNING PERCENTAGE

	PLAYER	YEAR(S) STARTED	RECORD	WIN PCT.
1.	Joe Montana	1993-94	17-8	.680
2.	Steve Bono	1994-96	21-10	.677
3.	Kyle Orton	2011	2-1	.667
4.	Len Dawson	1962-75	94-56-8	.620
5.	Dave Krieg	1992-93	13-8	.619
6.	Steve DeBerg	1988-91	31-20-1	.606
7.	Rich Gannon	1996-98	11-8	.579
8.	Elvis Grbac	1997-00	26-21	.553
9.	Trent Green	2001-06	48-40	.545
10.	Todd Blackledge	1984-86	13-11	.542
11.	Pete Beathard	1965	1-1	.500
	Cotton Davidson	1960-61	13-13	.500
	Randy Duncan	1961	1-1	.500
	Jacky Lee	1968-69	1-1	.500
	Steve Pelluer	1989	1-1-1	.500
	Eddie Wilson	1963	0-0-1	.500
17.	Damon Huard	2006-08	10-11	.476
18.	Matt Cassel	2009-12	19-28	.404
19.	Bill Kenney	1981-87	34-43	.442
20.	Steve Fuller	1979-80	13-18	.419
21.	Mike Livingston	1969, 1973-78	30-43-1	.412
22.	Ron Jaworski	1989	1-2	.333
23.	Tyler Palko	2011	1-3	.250
24.	Tony Adams	1975, 1977-78	1-6	.143
25.	Brady Quinn	2012	1-7	.125
26.	Tyler Thigpen	2008	1-10	.091
27.	Doug Hudson*	1987	0-1	.000
	Warren Moon	2000	0-1	.000
	Mark Vlasic	1991	0-1	.000
	Frank Seurer	1987	0-2	.000
	Matt Stevens*	1987	0-2	.000
	Brodie Croyle	2007-10	0-10	.000

*Denotes replacement player.

REGULAR SEASON WINNING PERCENTAGE AT ARROWHEAD

	PLAYER	YEARS STARTED	STARTS	RECORD	WIN PCT.
1.	Joe Montana	1993-94	12	10-2	.833
2.	Dave Krieg	1992-93	11	9-2	.818
3.	Steve Bono	1994-96	16	13-3	.813
4.	Rich Gannon	1996-98	9	7-2	.778
5.	Steve DeBerg	1988-91	27	20-7	.741

*Minimum of five starts.

MOST REGULAR SEASON GAMES STARTED

	PLAYER	YEARS STARTED	STARTS	RECORD	WIN PCT.
1.	Len Dawson	1962-75	158	94-56-8	.620
2.	Trent Green	2001-06	88	48-40	.545
3.	Bill Kenney	1981-87	77	34-43	.442
4.	Mike Livingston	1969, 1973-78	75	31-43-1	.413
5.	Steve DeBerg	1988-91	52	31-20-1	.596

PLAYOFF RESULTS

	PLAYER	PLAYOFF SEASONS	STARTS	RECORD	WIN PCT.
1.	Len Dawson	1962, 1966, 1968-69, 1971	8	5-3	.625
2.	Joe Montana	1993-94	4	2-2	.500
3.	Steve DeBerg	1990-91	3	1-2	.333
4.	Trent Green	2003, 2006	2	0-2	.000
5.	Todd Blackledge	1986	1	0-1	.000
	Dave Krieg	1992	1	0-1	.000
	Steve Bono	1995	1	0-1	.000
	Elvis Grbac	1997	1	0-1	.000
	Matt Cassel	2010	1	0-1	.000

GAME-BY-GAME STARTING QUARTERBACKS



1960 (8-6)

Date	Result	Opp.	Chiefs QB	Opp. QB
9/10	L 20-21	@ LAC	Davidson	Kemp
9/16	W 34-16	@ OAK	Davidson	Flores
9/25	W 17-10	LAC	Davidson	Kemp
10/2	L 35-37	NYT	Davidson	Dorrow
10/9	L 19-20	OAK	Davidson	Flores
10/16	L 10-20	@ HOU	Davidson	Blanda
10/30	W 17-14	@ DEN	Davidson	Tripucka
11/6	W 45-28	@ BUF	Davidson	Green
11/13	W 34-7	DEN	Davidson	Tripucka
11/18	L 14-42	@ BOS	Davidson	Songin
11/24	L 35-41	@ NYT	Davidson	Dorrow
12/4	W 24-0	HOU	Davidson	Lee
12/11	W 34-0	BOS	Davidson	Songin
12/18	W 24-7	BUF	Davidson	Lucas
	Home	Road	Neutral	Overall
Davidson	5-2	3-4	0-0	8-6

1961 (11-3)

Date	Result	Opp.	Chiefs QB	Opp. QB
9/10	L 10-26	SD	Davidson	Kemp
9/24	W 42-35	@ OAK	Duncan	Flores
10/1	W 26-21	HOU	Davidson	Blanda
10/8	W 19-12	@ DEN	Davidson	Tripucka
10/15	L 24-27	@ BUF	Davidson	Reynolds
10/22	L 7-38	@ HOU	Davidson	Lee
10/29	L 17-18	BOS	Duncan	Parilli
11/3	L 21-28	@ BOS	Davidson	Songin
11/12	L 20-30	BUF	Davidson	Raab
11/19	L 14-24	@ SD	Davidson	Kemp
11/26	W 43-11	OAK	Davidson	Flores
12/3	L 7-28	@ NYT	Davidson	Dorrow
12/10	W 49-21	DEN	Davidson	Tripucka
12/17	W 35-24	NYT	Davidson	Dorow
	Home	Road	Neutral	Overall
Davidson	4-2	1-5	0-0	5-7
Duncan	0-1	1-0	0-0	1-1

1962 (11-3)

Date	Result	Opp.	Chiefs QB	Opp. QB
9/8	W 42-28	BOS	Davidson	Parilli
9/23	W 26-16	@ OAK	Davidson	Davidson
9/30	W 41-21	BUF	Davidson	Dorow
10/7	L 28-32	@ SD	Davidson	Wood
10/12	W 27-7	@ BOS	Davidson	Parilli
10/21	W 20-17	NYT	Davidson	Green
10/28	W 31-7	@ HOU	Davidson	Blanda
11/4	L 6-14	HOU	Davidson	Blanda
11/11	W 52-31	@ NYT	Davidson	Green
11/18	W 24-3	@ DEN	Davidson	Tripucka
11/25	W 35-7	OAK	Davidson	Davidson
12/2	L 14-23	@ BUF	Davidson	Kemp
12/9	W 17-10	DEN	Davidson	Tripucka
12/16	W 26-17	SD	Davidson	Hadl

AFL Championship Game

12/23	W 20-17**	@ HOU	Davidson	Blanda
	Home	Road	Neutral	Overall
Davidson	6-1	5-2 (1-0)	0-0	11-3 (1-0)

1963 (5-7-2)

Date	Result	Opp.	Chiefs QB	Opp. QB
9/7	W 59-7	@ DEN	Davidson	Tripucka
9/22	T 27-27	@ BUF	Davidson	Kemp
9/29	L 10-24	@ SD	Davidson	Rote
10/6	W 28-7	HOU	Davidson	Blanda
10/13	L 26-35	BUF	Davidson	Kemp
10/20	L 17-38	SD	Davidson	Rote
10/27	L 7-28	@ HOU	Davidson	Blanda
11/3	L 7-10	@ OAK	Davidson	Flores

11/8	L 7-22	OAK	Dawson	Flores
11/17	T 24-24	@ BOS	Wilson	Parilli
12/1	L 0-17	@ NYJ	Davidson	Wood
12/8	W 52-21	DEN	Dawson	Slaughter
12/14	W 35-3	BOS	Dawson	Parilli
12/22	W 48-0	NYJ	Dawson	Hall

	Home	Road	Neutral	Overall
Dawson	4-3	1-4-1	0-0	5-7-1
Wilson	0-0	0-0-1	0-0	0-0-1

1964 (7-7)

Date	Result	Opp.	Chiefs QB	Opp. QB
9/13	L 17-34	@ BUF	Davidson	Kemp
9/27	W 21-9	@ OAK	Dawson	Flores
10/4	W 28-7	HOU	Dawson	Blanda
10/11	L 27-33	@ HOU	Dawson	Lee
10/18	L 22-35	BUF	Dawson	Kemp
10/23	L 7-24	@ BOS	Dawson	Parilli
11/1	W 49-39	DEN	Dawson	Slaughter
11/8	W 42-7	OAK	Dawson	Davidson
11/15	L 14-28	SD	Dawson	Hadl
11/22	W 28-19	@ HOU	Dawson	Trull
11/29	L 14-27	@ NYJ	Dawson	Wood
12/6	L 24-31	BOS	Dawson	Parilli
12/13	W 49-6	@ SD	Dawson	Rote
12/20	W 24-7	NYJ	Dawson	Liske

	Home	Road	Neutral	Overall
Dawson	4-3	3-4	0-0	7-7

1965 (7-5-2)

Date	Result	Opp.	Chiefs QB	Opp. QB
9/12	L 10-37	@ OAK	Dawson	Flores
9/18	W 14-10	@ NYJ	Dawson	Taliaferro
9/26	T 10-10	@ SD	Dawson	Hadl
10/3	W 27-17	BOS	Dawson	Parilli
10/10	W 31-23	@ DEN	Beathard	Slaughter
10/17	L 7-23	BUF	Dawson	Kemp
10/24	L 36-38	@ HOU	Beathard	Trull
10/31	W 14-7	OAK	Dawson	Wood
11/7	L 10-13	NYJ	Dawson	Taliaferro
11/14	W 31-7	SD	Dawson	Hadl
11/21	T 10-10	@ BOS	Dawson	Parilli
11/28	W 52-21	HOU	Dawson	Blanda
12/12	L 25-34	@ BUF	Dawson	Kemp
12/19	W 45-35	DEN	Dawson	McCormick

	Home	Road	Neutral	Overall
Dawson	5-2	1-2-2	0-0	6-4-2
Beathard	0-0	1-1	0-0	1-1

1966 (11-2-1)

Date	Result	Opp.	Chiefs QB	Opp. QB
9/11	W 42-20	@ BUF	Dawson	Kemp
9/18	W 32-10	@ OAK	Dawson	Davidson
9/25	W 43-24	@ BOS	Dawson	Parilli
10/2	L 14-29	BUF	Dawson	Kemp
10/8	W 37-10	DEN	Dawson	McCormick
10/16	L 13-34	OAK	Dawson	Flores
10/23	W 56-10	@ DEN	Dawson	Choboian
10/30	W 48-23	HOU	Dawson	Blanda
11/6	W 24-14	SD	Dawson	Hadl
11/13	W 34-16	MIA	Dawson	Wilson
11/20	T 27-27	BOS	Dawson	Parilli
11/27	W 32-24	@ NYJ	Dawson	Namath
12/11	W 19-18	@ MIA	Dawson	Wood
12/18	W 27-17	@ SD	Dawson	Hadl

AFL Championship Game

1/1	W 31-7	@ BUF	Dawson	Kemp
-----	--------	-------	--------	------

Super Bowl I

1/15	L 10-35	GB	Dawson	Starr
	Home	Road	Neutral	Overall
Dawson	4-2-1	7-0 (1-0)	0-0 (0-1)	11-2-1 (1-1)

1967 (9-5)

Date	Result	Opp.	Chiefs QB	Opp. QB
9/9	W 25-20	@ HOU	Dawson	Lee
9/24	W 24-0	@ MIA	Dawson	Griese
10/1	L 21-23	@ OAK	Dawson	Lamonica
10/8	W 41-0	MIA	Dawson	Norton
10/15	L 31-45	@ SD	Dawson	Hadl
10/22	L 19-24	HOU	Dawson	Beathard
10/29	W 52-9	SD	Dawson	Tensi
11/5	W 42-18	NYJ	Dawson	Namath
11/12	W 33-10	@ BOS	Dawson	Parilli
11/19	L 16-17	SD	Dawson	Hadl
11/23	L 22-44	OAK	Dawson	Lamonica
12/3	W 23-13	BUF	Dawson	Kemp
12/10	W 21-7	@ NYJ	Dawson	Namath
12/17	W 38-24	@ DEN	Dawson	Tensi
	Home	Road	Neutral	Overall
Dawson	4-3	5-2	0-0	9-5

1968 (12-2)

Date	Result	Opp.	Chiefs QB	Opp. QB
9/9	W 26-21	@ HOU	Dawson	Beathard
9/15	L 19-20	NYJ	Dawson	Namath
9/22	W 34-2	DEN	Dawson	LeClair
9/28	W 48-3	@ MIA	Dawson	Griese
10/5	W 18-7	@ BUF	Dawson	Darragh
10/13	W 13-3	CIN	Dawson	Stofa
10/20	W 24-10	OAK	Dawson	Lamonica
10/27	W 27-20	SD	Dawson	Hadl
11/3	L 21-38	@ OAK	Dawson	Lamonica
11/10	W 16-9	@ CIN	Lee	Wyche
11/17	W 31-17	BOS	Dawson	Sherman
11/28	W 24-10	HOU	Dawson	Beathard
12/8	W 40-3	@ SD	Dawson	Hadl
12/14	W 30-7	@ DEN	Dawson	Briscoe

AFL Divisional Playoff Game

12/22	L 6-41	@ OAK	Dawson	Lamonica
	Home	Road	Neutral	Overall
Dawson	6-1	6-1 (0-1)	0-0	12-2 (0-1)
Lee	0-0	1-0	0-0	1-0

1969 (11-3)

Date	Result	Opp.	Chiefs QB	Opp. QB
9/14	W 27-9	@ SD	Dawson	Hadl
9/21	W 31-0	@ BOS	Dawson	Taliaferro
9/28	L 19-24	@ CIN	Lee	Cook
10/5	W 26-13	@ DEN	Livingston	Tensi
10/12	W 24-0	HOU	Livingston	Beathard
10/19	W 17-10	MIA	Livingston	Griese
10/26	W 42-22	CIN	Livingston	Wyche
11/2	W 29-7	@ BUF	Livingston	Briscoe
11/9	W 27-3	SD	Dawson	Domres
11/16	W 34-16	@ NYJ	Dawson	Namath
11/23	L 24-27	OAK	Dawson	Lamonica
11/27	W 31-17	DEN	Dawson	Tensi
12/7	W 22-19	BUF	Livingston	Kemp
12/13	L 6-10	@ OAK	Dawson	Lamonica

AFL Divisional Playoff Game

12/20	W 13-6	@ NYJ	Dawson	Namath
-------	--------	-------	--------	--------

AFL Championship Game

1/4	W 17-7	@ OAK	Dawson	Lamonica
-----	--------	-------	--------	----------

Super Bowl IV

1/11	W 23-7	MIN	Dawson	Kapp
	Home	Road	Neutral	Overall
Dawson	2-1	3-1 (2-0)	0-0 (1-0)	5-2 (3-0)
Lee	0-0	0-1	0-0	0-1
Livingston	4-0	2-0	0-0	6-0

1970 (7-5-2)

Date	Result	Opp.	Chiefs QB	Opp. QB
9/20	L 10-27	@ MIN	Dawson	Cuzzo
9/28	W 44-24	@ BAL	Dawson	Unitas
10/4	L 13-26	@ DEN	Dawson	Liske
10/11	W 23-10	BOS	Livingston	Taliaferro

10/18	W 27-19	@ CIN	Dawson	Carter
10/25	L 16-27	DAL	Dawson	Morton
11/1	T 17-17	OAK	Dawson	Lamonica
11/8	W 24-9	HOU	Dawson	Johnson
11/15	W 31-14	@ PIT	Dawson	Hanratty
11/22	T 6-6	STL	Dawson	Hart
11/29	W 26-14	SD	Dawson	Hadl
12/6	W 16-0	DEN	Dawson	Pastrana
12/12	L 6-20	@ OAK	Dawson	Lamonica
12/20	L 13-31	@ SD	Dawson	Hadl
	Home	Road	Neutral	Overall
Dawson	3-1-2	3-4	0-0	6-5-2
Livingston	1-0	0-0	0-0	1-0

1971 (10-3-1)

Date	Result	Opp.	Chiefs QB	Opp. QB
9/19	L 14-21	@ SD	Dawson	Hadl
9/26	W 20-16	@ HOU	Dawson	Johnson
10/3	W 16-3	@ DEN	Dawson	Horn
10/10	W 31-10	SD	Dawson	Hadl
10/18	W 38-16	PIT	Dawson	Bradshaw
10/24	W 27-20	WAS	Dawson	Kilmer
10/31	T 20-20	@ OAK	Dawson	Lamonica
11/7	L 10-13	@ NYJ	Dawson	Davis
11/14	W 13-7	CLE	Dawson	Phipps
11/21	W 28-10	DEN	Dawson	Ramsey
11/25	L 21-32	@ DET	Dawson	Landry
12/6	W 26-17	@ SF	Dawson	Brodie
12/12	W 16-14	OAK	Dawson	Lamocina
12/19	W 22-9	BUF	Livingston	Shaw

AFC Divisional Playoff Game

12/25	L 24-27**	MIA	Dawson	Griese
	Home	Road	Neutral	Overall
Dawson	6-0 (0-1)	3-3-1	0-0	9-3-1 (0-1)
Livingston	1-0	0-0	0-0	1-0

1972 (8-6)

Date	Result	Opp.	Chiefs QB	Opp. QB
9/17	L 10-20	MIA	Dawson	Griese
9/25	W 20-17	@ NO	Dawson	Manning
10/1	W 45-24	@ DEN	Dawson	Ramsey
10/8	W 31-7	@ CLE	Livingston	Phipps
10/15	L 16-23	CIN	Livingston	Anderson
10/22	L 20-21	PHI	Dawson	Liske
10/29	W 26-14	@ SD	Dawson	Hadl
11/5	W 27-14	OAK	Dawson	Lamonica
11/12	L 7-16	@ PIT	Dawson	Bradshaw
11/19	L 17-27	SD	Dawson	Hadl
11/26	L 3-26	@ OAK	Dawson	Lamonica
12/3	W 24-21	DEN	Dawson	Johnson
12/10	W 24-10	BAL	Dawson	Domres
12/17	W 17-14	@ ATL	Dawson	Berry
	Home	Road	Neutral	Overall
Dawson	3-3	4-2	0-0	7-5
Livingston	0-1	1-0	0-0	1-1

1973 (7-5-2)

Date	Result	Opp.	Chiefs QB	Opp. QB
9/16	L 13-23	LAR	Livingston	Hadl
9/23	W 10-7	@ NE	Dawson	Plunkett
9/30	W 16-3	OAK	Dawson	Lamonica
10/7	W 16-14	DEN	Dawson	Johnson
10/14	T 10-10	@ GB	Dawson	Hunter
10/21	L 6-14	@ CIN	Dawson	Anderson
10/29	L 14-23	@ BUF	Dawson	Ferguson
11/4	W 19-0	@ SD	Livingston	Fouts
11/12	W 19-7	CHI	Livingston	Douglass
11/18	W 38-14	HOU	Livingston	Dickey
11/25	L 10-14	@ DEN	Livingston	Johnson
12/2	T 20-20	CLE	Livingston	Pitts
12/8	L 7-37	@ OAK	Livingston	Stabler
12/16	W 33-6	SD	Livingston	Fouts
	Home	Road	Neutral	Overall
Dawson	2-0	1-2-1	0-0	3-2-1
Livingston	3-1-1	1-2	0-0	4-3-1

1974 (5-9)

Date	Result	Opp.	Chiefs QB	Opp. QB
9/15	W 24-16	NYJ	Dawson	Namath
9/22	L 7-27	@ OAK	Dawson	Stabler
9/29	W 17-7	@ HOU	Livingston	Dickey
10/6	L 14-17	DEN	Livingston	Johnson
10/13	L 24-34	PIT	Livingston	Gilliam
10/20	L 3-9	@ MIA	Livingston	Griese
10/27	W 24-14	@ SD	Livingston	Fouts
11/3	L 27-33	NYG	Livingston	Morton
11/10	L 7-14	SD	Dawson	Fouts
11/18	W 42-34	@ DEN	Dawson	Johnson
11/24	L 6-33	@ CIN	Dawson	Anderson
12/1	W 17-13	@ STL	Dawson	Hart
12/8	L 6-7	OAK	Dawson	Lawrence
12/14	L 15-35	MIN	Dawson	Tarkenton
	Home	Road	Neutral	Overall
Dawson	1-3	2-2	0-0	3-5
Livingston	0-3	2-1	0-0	2-4

1975 (5-9)

Date	Result	Opp.	Chiefs QB	Opp. QB
9/21	L 33-37	@ DEN	Livingston	Johnson
9/28	L 24-30	NYJ	Dawson	Namath
10/5	L 3-20	SF	Dawson	Snead
10/12	W 42-10	OAK	Livingston	Stabler
10/19	W 12-10	@ SD	Livingston	Fouts
10/26	W 26-13	DEN	Livingston	Johnson
11/2	L 13-17	HOU	Livingston	Pastorini
11/10	W 34-31	@ DAL	Livingston	Staubach
11/16	L 3-28	@ PIT	Livingston	Bradshaw
11/23	W 24-21*	DET	Dawson	Reed
11/30	L 14-28	@ BAL	Dawson	Jones
12/7	L 20-28	SD	Dawson	Fouts
12/14	L 14-20	@ CLE	Adams	Phipps
12/21	L 20-28	@ OAK	Adams	Stabler
	Home	Road	Neutral	Overall
Livingston	2-1	2-2	0-0	4-3
Dawson	1-3	0-1	0-0	1-4
Adams	0-0	0-2	0-0	0-2

1976 (5-9)

Date	Result	Opp.	Chiefs QB	Opp. QB
9/12	L 16-30	SD	Livingston	Fouts
9/20	L 21-24	OAK	Livingston	Stabler
9/26	L 17-27	NO	Livingston	Scott
10/3	L 17-50	@ BUF	Livingston	Ferguson
10/10	W 33-30	@ WAS	Livingston	Theismann
10/17	W 20-17*	@ MIA	Livingston	Griese
10/24	L 26-35	DEN	Livingston	Ramsey
10/31	W 28-19	@ TB	Livingston	Spurrier
11/7	L 0-45	PIT	Livingston	Bradshaw
11/14	L 10-21	@ OAK	Livingston	Stabler
11/21	L 24-27	CIN	Livingston	Anderson
11/28	W 23-20	@ SD	Livingston	Fouts
12/5	L 16-17	@ DEN	Livingston	Penrose
12/12	W 39-14	CLE	Livingston	Sipe
	Home	Road	Neutral	Overall
Livingston	1-6	4-3	0-0	5-9

1977 (2-12)

Date	Result	Opp.	Chiefs QB	Opp. QB
9/18	L 17-21	@ NE	Livingston	Grogan
9/25	L 7-23	SD	Livingston	Harris
10/3	L 28-37	OAK	Livingston	Stabler
10/9	L 7-23	@ DEN	Livingston	Morton
10/16	L 6-17	BAL	Livingston	Jones
10/23	W 21-16	@ SD	Adams	Harris
10/30	L 7-44	@ CLE	Adams	Sipe
11/6	W 20-10	GB	Livingston	Dickey
11/13	L 27-28	@ CHI	Livingston	Avellini
11/20	L 7-14	DEN	Livingston	Morton
11/27	L 20-34	@ HOU	Livingston	Pastorini

12/4	L 7-27	CIN	Livingston	Anderson
12/11	L 31-34	SEA	Livingston	Zorn
12/18	L 20-21	@ OAK	Adams	Rae
	Home	Road	Neutral	Overall
Livingston	1-6	0-4	0-0	1-10
Adams	0-0	1-2	0-0	1-2

1978 (4-12)

Date	Result	Opp.	Chiefs QB	Opp. QB
9/3	W 24-23	@ CIN	Livingston	Reaves
9/10	L 17-20	HOU	Livingston	Pastorini
9/17	L 10-26	@ NYG	Livingston	Pisarcik
9/24	L 17-23*	DEN	Livingston	Morton
10/1	L 13-28	@ BUF	Livingston	Ferguson
10/8	L 13-30	TB	Adams	Williams
10/15	L 6-28	@ OAK	Adams	Stabler
10/22	W 17-3	CLE	Livingston	Sipe
10/29	L 24-27	@ PIT	Livingston	Bradshaw
11/5	L 10-20	OAK	Livingston	Stabler
11/12	L 23-29*	@ SD	Livingston	Fouts
11/19	L 10-13	SEA	Livingston	Zorn
11/26	W 23-0	SD	Livingston	Harris
12/3	W 14-10	BUF	Livingston	Ferguson
12/10	L 3-24	@ DEN	Livingston	Morton
12/17	L 19-23	@ SEA	Livingston	Zorn
	Home	Road	Neutral	Overall
Livingston	3-4	1-6	0-0	4-10
Adams	0-1	0-1	0-0	0-2

1979 (7-9)

Date	Result	Opp.	Chiefs QB	Opp. QB
9/2	W 14-0	BAL	Livingston	Jones
9/9	L 24-27	CLE	Livingston	Sipe
9/16	L 6-20	@ HOU	Fuller	Nielsen
9/23	W 35-7	OAK	Fuller	Stabler
9/30	W 24-6	@ SEA	Fuller	Zorn
10/7	W 10-7	@ CIN	Fuller	Anderson
10/14	L 10-24	DEN	Fuller	Morton
10/21	L 17-21	NYG	Livingston	Simms
10/28	L 3-20	@ DEN	Livingston	Morton
11/4	L 14-20	SD	Fuller	Fouts
11/11	L 3-30	PIT	Fuller	Bradshaw
11/18	W 24-21	@ OAK	Fuller	Stabler
11/25	L 7-28	@ SD	Fuller	Fouts
12/2	W 37-21	SEA	Fuller	Zorn
12/9	W 10-7	@ BAL	Fuller	Landry
12/16	L 0-3	@ TB	Fuller	Williams
	Home	Road	Neutral	Overall
Livingston	1-2	0-1	0-0	1-3
Fuller	2-3	4-3	0-0	6-6

1980 (8-8)

Date	Result	Opp.	Chiefs QB	Opp. QB
9/7	L 14-27	OAK	Fuller	Pastorini
9/14	L 16-17	SEA	Fuller	Zorn
9/21	L 13-20	@ CLE	Fuller	Sipe
9/28	L 7-24	SD	Fuller	Fouts
10/5	W 31-17	@ OAK	Fuller	Pastorini
10/12	W 21-20	HOU	Fuller	Stabler
10/19	W 23-17	@ DEN	Fuller	Morton
10/26	W 20-17	DET	Fuller	Danielson
11/2	L 24-31	BAL	Fuller	Jones
11/9	W 31-30	@ SEA	Fuller	Zorn
11/16	L 7-20	@ SD	Fuller	Fouts
11/23	W 21-13	@ STL	Fuller	Hart
11/30	L 6-20	CIN	Fuller	Anderson
12/7	W 31-14	DEN	Kenney	Morton
12/14	L 16-21	@ PIT	Kenney	Bradshaw
12/21	W 38-28	@ BAL	Kenney	Jones
	Home	Road	Neutral	Overall
Fuller	2-5	4-2	0-0	6-7
Kenney	1-0	1-1	0-0	2-1

1981 (9-7)

Date	Result	Opp.	Chiefs QB	Opp. QB
9/6	W 37-33	@ PIT	Kenney	Bradshaw
9/13	W 19-10	TB	Kenney	Williams
9/20	L 31-42	SD	Kenney	Fouts
9/27	W 20-14	@ SEA	Kenney	Zorn
10/4	L 17-33	@ NE	Kenney	Cavanaugh
10/11	W 27-0	OAK	Kenney	Plunkett
10/18	W 28-14	DEN	Kenney	Morton
10/25	W 28-17	@ OAK	Kenney	Wilson
11/1	L 20-22	@ SD	Kenney	Fouts
11/8	L 13-16*	CHI	Kenney	Evans
11/15	W 23-10	HOU	Kenney	Reaves
11/22	W 40-13	SEA	Kenney	Zorn
11/26	L 10-27	@ DET	Kenney	Hipple
12/6	L 13-6	@ DEN	Fuller	Morton
12/13	L 7-17	MIA	Fuller	Woodley
12/20	W 10-6	@ MIN	Fuller	Kramer
	Home	Road	Neutral	Overall
Kenney	5-2	3-3	0-0	8-5
Fuller	0-1	1-1	0-0	1-2

1982 (3-6)

Date	Result	Opp.	Chiefs QB	Opp. QB
9/12	L 9-14	@ BUF	Kenney	Ferguson
9/19	W 19-12	SD	Kenney	Fouts
11/21	L 17-27	@ NO	Kenney	Stabler
11/28	L 14-20	@ LAR	Fuller	Jones
12/5	L 14-35	@ PIT	Fuller	Bradshaw
12/12	L 16-21	OAK	Fuller	Plunkett
12/19	W 37-16	@ DEN	Kenney	DeBerg
12/26	L 13-26	SF	Kenney	Montana
1/2	W 37-13	NYJ	Kenney	Todd
	Home	Road	Neutral	Overall
Kenney	2-1	1-2	0-0	3-3
Fuller	0-1	0-2	0-0	0-3

1983 (6-10)

Date	Result	Opp.	Chiefs QB	Opp. QB
9/4	W 17-13	SEA	Kenney	Zorn
9/12	L 14-17	SD	Kenney	Fouts
9/18	L 12-27	@ WAS	Kenney	Theismann
9/25	L 6-14	@ MIA	Kenney	Woodley
10/2	W 38-14	STL	Kenney	Hart
10/9	L 20-21	@ RAI	Kenney	Plunkett
10/16	W 38-17	NYG	Kenney	Brunner
10/23	W 13-10*	@ HOU	Kenney	Nielsen
10/30	L 24-27	@ DEN	Kenney	DeBerg
11/6	L 20-28	RAI	Kenney	Wilson
11/13	W 20-15	CIN	Kenney	Anderson
11/20	L 21-41	@ DAL	Kenney	White
11/27	L 48-51*	@ SEA	Kenney	Krieg
12/4	L 9-14	BUF	Kenney	Ferguson
12/11	L 38-41	@ SD	Kenney	Fouts
12/18	W 48-17	DEN	Kenney	Elway
	Home	Road	Neutral	Overall
Kenney	5-3	1-7	0-0	6-10

1984 (8-8)

Date	Result	Opp.	Chiefs QB	Opp. QB
9/2	W 37-27	@ PIT	Blackledge	Woodley
9/9	W 27-22	@ CIN	Blackledge	Anderson
9/16	L 20-22	RAI	Blackledge	Plunkett
9/23	L 0-21	@ DEN	Blackledge	Elway
9/30	W 10-6	CLE	Blackledge	McDonald
10/7	L 16-17	NYJ	Blackledge	Ryan
10/14	W 31-13	SD	Blackledge	Fouts
10/21	L 7-28	@ NYJ	Kenney	Ryan
10/28	W 24-20	TB	Kenney	DeBerg
11/4	L 0-45	@ SEA	Kenney	Krieg
11/11	L 16-17	HOU	Blackledge	Moon
11/18	L 7-17	@ RAI	Kenney	Wilson
11/25	L 27-28	@ NYG	Kenney	Simms
12/2	W 16-13	DEN	Kenney	Elway

12/9	W 34-7	SEA	Kenney	Krieg
12/16	W 42-21	@ SD	Kenney	Luther
	Home	Road	Neutral	Overall
Kenney	3-0	1-4	0-0	4-4
Blackledge	2-3	2-1	0-0	4-4

1985 (6-10)

Date	Result	Opp.	Chiefs QB	Opp. QB
9/8	W 47-27	@ NO	Kenney	Wilson
9/12	W 36-20	RAI	Kenney	Plunkett
9/22	L 0-31	@ MIA	Kenney	Marino
9/29	W 28-7	SEA	Kenney	Krieg
10/6	L 10-19	@ RAI	Kenney	Wilson
10/13	L 20-31	@ SD	Kenney	Herrmann
10/20	L 0-16	RAMS	Blackledge	Brock
10/27	L 10-30	DEN	Kenney	Elway
11/3	L 20-23	@ HOU	Kenney	Moon
11/10	L 28-36	PIT	Kenney	Woodley
11/17	L 3-31	@ SF	Kenney	Montana
11/24	W 20-7	IND	Blackledge	Kofler
12/1	L 6-24	@ SEA	Blackledge	Krieg
12/8	W 38-10	ATL	Blackledge	Archer
12/14	L 13-14	@ DEN	Blackledge	Elway
12/22	W 38-34	SD	Blackledge	Herrmann
	Home	Road	Neutral	Overall
Kenney	2-2	1-5	0-0	3-7
Blackledge	3-1	0-2	0-0	3-3

1986 (10-6)

Date	Result	Opp.	Chiefs QB	Opp. QB
9/7	W 24-14	CIN	Blackledge	Esiason
9/14	L 17-23	@ SEA	Blackledge	Krieg
9/21	W 27-13	HOU	Blackledge	Moon
9/28	W 20-17	@ BUF	Blackledge	Kelly
10/5	L 17-24	RAI	Blackledge	Wilson
10/12	L 7-20	@ CLE	Blackledge	Kosar
10/19	W 42-41	SD	Blackledge	Fouts
10/26	W 27-20	TB	Kenney	Young
11/2	W 24-23	@ SD	Kenney	Flick
11/9	W 27-7	SEA	Kenney	Gilbert
11/16	L 17-38	@ DEN	Kenney	Elway
11/23	L 14-23	@ STL	Kenney	Lomax
11/30	L 14-17	BUF	Kenney	Kelly
12/7	W 37-10	DEN	Blackledge	Elway
12/14	W 20-17	@ RAI	Kenney	Plunkett
12/21	W 24-19	@ PIT	Kenney	Malone

AFC Wild Card Playoff Game

12/28	L 15-35	@ NYJ	Blackledge	Ryan
	Home	Road	Neutral	Overall
Blackledge	4-1	1-2 (0-1)	0-0	5-3 (0-1)
Kenney	2-1	3-2	0-0	5-3

1987 (4-11)

Date	Result	Opp.	Chiefs QB	Opp. QB
9/13	W 20-13	SD	Blackledge	Fouts
9/20	L 14-43	@ SEA	Blackledge	Krieg
10/4	L 17-35#	@ RAI	Stevens	Evans
10/11	L 0-42#	@ MIA	Stevens	Mackey
10/18	L 17-26#	DEN	Hudson	Karcher
10/25	L 21-42	@ SD	Kenney	Fouts
11/1	L 28-31	@ CHI	Kenney	McMahon
11/8	L 16-17	PIT	Kenney	Malone
11/15	L 9-16	NYJ	Seurer	O'Brien
11/22	L 3-23	GB	Seurer	Majkowski
11/26	W 27-20	@ DET	Kenney	Long
12/6	L 27-30*	@ CIN	Kenney	Esiason
12/13	W 16-10	RAI	Kenney	Wilson
12/19	L 17-20	@ DEN	Kenney	Elway
12/27	W 41-20	SEA	Kenney	Krieg
	Home	Road	Neutral	Overall
Kenney	2-1	1-4	0-0	3-5
Blackledge	1-0	0-1	0-0	1-1
Seurer	0-2	0-0	0-0	0-2
Stevens	0-0	0-2	0-0	0-2#
Hudson	0-1	0-0	0-0	0-1#

1988 (4-11-1)

Date	Result	Opp.	Chiefs QB	Opp. QB
9/4	L 3-6	CLE	Kenney	Kosar
9/11	L 10-31	@ SEA	Kenney	Krieg
9/18	W 20-13	DEN	DeBerg	Elway
9/25	L 23-24	SD	DeBerg	Laufenberg
10/2	T 17-17*	@ NYJ	DeBerg	O'Brien
10/9	L 6-7	@ HOU	DeBerg	Carlson
10/16	L 17-27	RAI	DeBerg	Schroeder
10/23	L 6-7	DET	Kenney	Hilger
10/30	L 10-17	@ RAI	Kenney	Beuerlein
11/6	L 11-17	@ DEN	Kenney	Elway
11/13	W 31-28	CIN	DeBerg	Esiason
11/20	W 27-24	SEA	DeBerg	Krieg
11/27	L 10-16	@ PIT	DeBerg	Brister
12/4	W 38-34	NYJ	DeBerg	Ryan
12/11	L 12-28	@ NYG	DeBerg	Simms
12/18	L 13-24	@ SD	DeBerg	Malone
	Home	Road	Neutral	Overall
DeBerg	4-2	0-4-1	0-0	4-6-1
Kenney	0-2	0-3	0-0	0-5

1989 (8-7-1)

Date	Result	Opp.	Chiefs QB	Opp. QB
9/10	L 20-34	@ DEN	DeBerg	Elway
9/17	W 24-19	RAI	DeBerg	Schroeder
9/24	L 6-21	@ SD	DeBerg	McMahon
10/1	L 17-21	CIN	Jaworski	Schonert
10/8	W 20-16	@ SEA	Jaworski	Krieg
10/15	L 14-20	@ RAI	Jaworski	Schroeder
10/22	W 36-28	DAL	DeBerg	Walsh
10/29	L 17-23	@ PIT	DeBerg	Brister
11/5	W 20-10	SEA	Pelluer	Krieg
11/12	L 13-16	DEN	Pelluer	Elway
11/19	T 10-10*	@ CLE	Pelluer	Kosar
11/26	W 34-0	HOU	DeBerg	Moon
12/3	W 26-21	MIA	DeBerg	Marino
12/10	W 21-3	@ GB	DeBerg	Majkowski
12/17	L 13-20	SD	DeBerg	Tolliver
12/24	W 27-24	@ MIA	DeBerg	Marino
	Home	Road	Neutral	Overall
DeBerg	4-1	2-3	0-0	6-4
Jaworski	0-1	1-1	0-0	1-2
Pelluer	1-1	0-0-1	0-0	1-1-1

1990 (11-5)

Date	Result	Opp.	Chiefs QB	Opp. QB
9/9	W 24-21	MIN	DeBerg	Wilson
9/17	L 23-24	@ DEN	DeBerg	Elway
9/23	W 17-3	@ GB	DeBerg	Majkowski
9/30	W 34-0	CLE	DeBerg	Kosar
10/7	L 19-23	@ IND	DeBerg	Trudeau
10/14	W 43-24	DET	DeBerg	Gagliano
10/21	L 7-19	@ SEA	DeBerg	Krieg
11/4	W 9-7	RAI	DeBerg	Schroeder
11/11	L 16-17	SEA	DeBerg	Krieg
11/18	W 27-10	SD	DeBerg	Tolliver
11/25	W 27-24	@ RAI	DeBerg	Schroeder
12/2	W 37-7	@ NE	DeBerg	Hodson
12/9	W 31-20	DEN	DeBerg	Elway
12/16	L 10-27	HOU	DeBerg	Moon
12/23	W 24-21	@ SD	DeBerg	Tolliver
12/29	W 21-10	@ CHI	DeBerg	Tomczak
AFC First Round Playoff Game				
1/5	L 16-17	@ MIA	DeBerg	Marino
	Home	Road	Neutral	Overall
DeBerg	6-2	5-3 (0-1)	0-0	11-5 (0-1)

1991 (10-6)

Date	Result	Opp.	Chiefs QB	Opp. QB
9/1	W 14-3	ATL	DeBerg	Miller
9/8	L 10-17	NO	DeBerg	Hebert
9/16	L 7-17	@ HOU	DeBerg	Moon

9/22	W 20-12	SEA	DeBerg	Kemp
9/29	W 14-13	@ SD	DeBerg	Friesz
10/7	W 33-6	BUF	DeBerg	Kelly
10/13	W 42-7	MIA	DeBerg	Marino
10/20	L 16-19	@ DEN	DeBerg	Elway
10/28	W 24-21	RAI	DeBerg	Schroeder
11/10	W 27-20	@ RAMS	DeBerg	Everett
11/17	L 20-24	DEN	DeBerg	Elway
11/24	L 15-20	@ CLE	DeBerg	Kosar
12/1	W 19-6	@ SEA	DeBerg	Krieg
12/8	W 20-17*	SD	DeBerg	Friesz
12/14	L 14-28	@ SF	Vlasic	Bono
12/22	W 27-21	@ RAI	DeBerg	Marinovich

AFC Wild Card Playoff Game

12/28	W 10-6	RAI	DeBerg	Marinovich
-------	--------	-----	--------	------------

AFC Divisional Playoff Game

1/5	L 14-37	@ BUF	DeBerg	Kelly
	Home	Road	Neutral	Overall
DeBerg	6-2 (1-0)	4-3 (0-1)	0-0	10-5 (1-1)
Vlasic	0-0	0-1	0-0	0-1

1992 (10-6)

Date	Result	Opp.	Chiefs QB	Opp. QB
9/6	W 24-10	@ SD	Krieg	Gagliano
9/13	W 26-7	SEA	Krieg	Stouffer
9/20	L 20-23*	@ HOU	Krieg	Moon
9/28	W 27-7	RAI	Krieg	Marinovich
10/4	L 19-20	@ DEN	Krieg	Elway
10/11	W 24-17	PHI	Krieg	Cunningham
10/18	L 10-17	@ DAL	Krieg	Aikman
10/25	L 3-27	PIT	Krieg	O'Donnell
11/8	W 16-14	SD	Krieg	Humphries
11/15	W 35-16	WAS	Krieg	Rypien
11/22	W 24-14	@ SEA	Krieg	Stouffer
11/29	W 23-7	@ NYJ	Krieg	O'Brien
12/6	L 7-28	@ RAI	Krieg	Schroeder
12/13	W 27-20	NE	Krieg	Zolak
12/19	L 21-35	@ NYG	Krieg	Hostetler
12/27	W 42-20	DEN	Krieg	Elway

AFC Wild Card Playoff Game

1/2	L 0-17	@ SD	Krieg	Humphries
	Home	Road	Neutral	Overall
Krieg	7-1	3-5 (0-1)	0-0	10-6 (0-1)

1993 (11-5)

Date	Result	Opp.	Chiefs QB	Opp. QB
9/5	W 27-3	@ TB	Montana	DeBerg
9/12	L 0-30	@ HOU	Krieg	Moon
9/20	W 15-7	DEN	Montana	Elway
10/3	W 24-9	RAI	Montana	Evans
10/10	W 17-15	CIN	Krieg	Klinger
10/17	W 17-14	@ SD	Montana	Friesz
10/31	L 10-30	@ MIA	Montana	Mitchell
11/8	W 23-16	GB	Krieg	Farve
11/14	W 31-20	@ RAI	Krieg	Hostetler
11/21	L 17-19	CHI	Krieg	Harbaugh
11/28	W 23-7	BUF	Montana	Kelly
12/5	W 31-16	@ SEA	Montana	Mirer
12/12	L 21-27	@ DEN	Montana	Elway
12/19	W 28-24	SD	Montana	Humphries
12/26	L 10-30	@ MIN	Montana	McMahon
1/2	W 34-24	SEA	Montana	Mirer

AFC Wild Card Playoff Game

1/8	W 27-24*	PIT	Montana	O'Donnell
-----	----------	-----	---------	-----------

AFC Divisional Playoff Game

1/16	W 28-20	@ HOU	Montana	Moon
------	---------	-------	---------	------

AFC Championship Game

1/23	L 13-30	@ BUF	Montana	Kelly
	Home	Road	Neutral	Overall
Montana	5-0 (1-0)	3-3 (1-1)	0-0	8-3 (2-1)
Krieg	2-1	1-1	0-0	3-2

1994 (9-7)

Date	Result	Opp.	Chiefs QB	Opp. QB
9/4	W 30-17	@ NO	Montana	Everett
9/11	W 24-17	SF	Montana	Young
9/18	W 30-10	@ ATL	Montana	George
9/25	L 0-16	RAMS	Montana	Chandler
10/9	L 6-20	@ SD	Montana	Humphries
10/17	W 31-28	@ DEN	Montana	Elway
10/23	W 38-23	SEA	Montana	Mirer
10/30	L 10-44	@ BUF	Montana	Kelly
11/6	W 13-3	RAI	Montana	Hostetler
11/13	L 13-14	SD	Montana	Humphries
11/20	W 20-13	CLE	Montana	Rypien
11/27	L 9-10	@ SEA	Montana	Mirer
12/4	L 17-20*	DEN	Bono	Elway
12/12	L 28-45	@ MIA	Bono	Marino
12/18	W 31-9	HOU	Montana	Tolliver
12/4	W 19-9	@ RAI	Montana	Hostetler

AFC Wild Card Playoff Game

Date	Result	Opp.	Chiefs QB	Opp. QB
12/31	L 17-27	@ MIA	Montana	Marino
			Home	Road
Montana	5-2	4-3 (0-1)	0-0	9-5 (0-1)
Bono	0-1	0-1	0-0	0-2

1995 (13-3)

Date	Result	Opp.	Chiefs QB	Opp. QB
9/3	W 34-10	@ SEA	Bono	Mirer
9/10	W 20-17*	NYG	Bono	Brown
9/17	W 23-17*	OAK	Bono	Hostetler
9/24	L 17-35	@ CLE	Bono	Testaverde
10/1	W 24-3	@ ARZ	Bono	Krieg
10/9	W 29-23*	SD	Bono	Humphries
10/15	W 31-26	NE	Bono	Bledsoe
10/22	W 21-7	@ DEN	Bono	Elway
11/5	W 24-3	WAS	Bono	Ferrotte
11/12	W 22-7	@ SD	Bono	Humphries
11/19	W 20-13	HOU	Bono	Chandler
11/23	L 12-24	@ DAL	Bono	Aikman
12/3	W 29-23	@ OAK	Bono	Evans
12/11	L 6-13	@ MIA	Bono	Marino
12/17	W 20-17	DEN	Bono	Elway
12/24	W 26-3	SEA	Bono	Friesz

AFC Divisional Playoff Game

Date	Result	Opp.	Chiefs QB	Opp. QB
1/7	L 7-10	IND	Bono	Harbaugh
			Home	Road
Bono	8-0 (0-1)	5-3	0-0	13-3 (0-1)

1996 (9-7)

Date	Result	Opp.	Chiefs QB	Opp. QB
9/1	W 20-19	@ HOU	Bono	Chandler
9/8	W 19-3	OAK	Bono	Hobert
9/15	W 35-17	@ SEA	Bono	Mirer
9/22	W 17-14	DEN	Bono	Elway
9/29	L 19-22	@ SD	Bono	Humphries
10/7	L 7-17	PIT	Bono	Tomczak
10/17	W 34-16	SEA	Bono	Friesz
10/27	L 7-34	@ DEN	Bono	Elway
11/3	W 21-6	@ MIN	Bono	Johnson
11/10	W 27-20	GB	Bono	Favre
11/17	W 14-10	CHI	Bono	Krieg
11/24	L 14-28	SD	Bono	Humphries
11/28	W 28-24	@ DET	Gannon	Mitchell
12/9	L 7-26	@ OAK	Gannon	Hostetler
12/15	L 19-24	IND	Gannon	Harbaugh
12/22	L 9-20	@ BUF	Bono	Kelly
			Home	Road
Bono	5-2	3-3	0-0	8-5
Gannon	0-1	1-1	0-0	1-2

1997 (13-3)

Date	Result	Opp.	Chiefs QB	Opp. QB
8/31	L 3-19	@ DEN	Grbac	Elway
9/8	W 28-27	@ OAK	Grbac	George

9/14	W 22-16	BUF	Grbac	Collins
9/21	W 35-14	@ CAR	Grbac	Collins
9/28	W 20-17*	SEA	Grbac	Moon
10/5	L 14-17	@ MIA	Grbac	Marino
10/16	W 31-3	SD	Grbac	Humphries
10/26	W 28-20	@ STL	Grbac	Banks
11/3	W 13-10	PIT	Grbac	Stewart
11/9	L 10-24	@ JAX	Gannon	Brunell
11/16	W 24-22	DEN	Gannon	Elway
11/23	W 19-14	@ SEA	Gannon	Moon
11/30	W 44-9	SF	Gannon	Young
12/7	W 30-0	OAK	Gannon	George
12/14	W 29-7	@ SD	Gannon	Whelihan
12/21	W 25-13	NO	Grbac	Hobert

AFC Divisional Playoff Game

Date	Result	Opp.	Chiefs QB	Opp. QB
1/4	L 10-14	DEN	Grbac	Elway
			Home	Road
Grbac	5-0 (0-1)	3-2	0-0	8-2 (0-1)
Gannon	3-0	2-1	0-0	5-1

1998 (7-9)

Date	Result	Opp.	Chiefs QB	Opp. QB
9/6	W 28-8	OAK	Grbac	George
9/13	L 16-21	@ JAX	Gannon	Brunell
9/20	W 23-7	SD	Gannon	Leaf
9/27	W 24-21	@ PHI	Gannon	Peete
10/4	W 17-6	SEA	Gannon	Moon
10/11	L 10-40	@ NE	Grbac	Bledsoe
10/26	L 13-20	PIT	Grbac	Stewart
11/1	L 17-20	NYJ	Grbac	Testaverde
11/8	L 12-24	@ SEA	Grbac	Moon
11/16	L 7-30	DEN	Gannon	Brister
11/22	L 37-38	@ SD	Gannon	Whelihan
11/29	W 34-24	ARZ	Gannon	Plummer
12/6	L 31-35	@ DEN	Gannon	Elway
12/13	W 20-17	DAL	Gannon	Aikman
12/20	L 7-28	@ NYG	Gannon	Graham
12/26	W 31-24	@ OAK	Grbac	Wilson
			Home	Road
Grbac	1-2	1-2	0-0	2-4
Gannon	4-1	1-4	0-0	5-5

1999 (9-7)

Date	Result	Opp.	Chiefs QB	Opp. QB
9/12	L 17-20	@ CHI	Grbac	Matthews
9/19	W 26-10	DEN	Grbac	Griese
9/26	W 31-21	DET	Grbac	Batch
10/3	L 14-21	@ SD	Grbac	Harbaugh
10/10	W 16-14	NE	Grbac	Bledsoe
10/21	W 35-8	@ BAL	Grbac	Case
10/31	W 34-0	SD	Grbac	Kramer
11/7	L 17-25	@ IND	Grbac	Manning
11/14	L 10-17	@ TB	Grbac	Differ
11/21	L 19-30	SEA	Grbac	Kitna
11/28	W 37-34	@ OAK	Grbac	Gannon
12/5	W 16-10	@ DEN	Grbac	Griese
12/12	W 31-28	MIN	Grbac	George
12/18	W 35-19	PIT	Grbac	Tomczak
12/26	L 14-23	@ SEA	Grbac	Kitna
1/2	L 38-41*	OAK	Grbac	Gannon
			Home	Road
Grbac	6-2	3-5	0-0	9-7

2000 (7-9)

Date	Result	Opp.	Chiefs QB	Opp. QB
9/3	L 14-27	IND	Grbac	Manning
9/10	L 14-17*	@ TEN	Grbac	McNair
9/17	W 42-10	SD	Grbac	Moreno
9/24	W 23-22	@ DEN	Grbac	Ferrotte
10/2	W 24-17	SEA	Grbac	Kitna
10/15	L 17-20	OAK	Grbac	Gannon
10/22	W 54-34	STL	Grbac	Warner
10/29	W 24-19	@ SEA	Grbac	Kitna
11/5	L 31-49	@ OAK	Grbac	Gannon

11/12	L	7-21	@ SF	Grbac	Garcia
11/19	L	17-21	BUF	Grbac	Johnson
11/26	L	16-17	@ SD	Moon	Leaf
12/4	L	24-30	@ NE	Grbac	Bledsoe
12/10	W	15-14	CAR	Grbac	Beuerlein
12/17	W	20-7	DEN	Grbac	Frerotte
12/24	L	13-29	@ ATL	Grbac	Chandler
		Home	Road	Neutral	Overall
Grbac		5-3	2-5	0-0	7-8
Moon		0-0	0-1	0-0	0-1

2001 (6-10)

Date	Result	Opp.	Chiefs QB	Opp. QB
9/9	L	24-27	OAK	Green
9/23	L	3-13	NYG	Green
9/30	W	45-13	@ WAS	Green
10/7	L	6-20	@ DEN	Green
10/14	L	17-20	PIT	Green
10/21	L	16-24	@ ARZ	Green
10/25	L	28-35	IND	Green
11/4	W	25-20	@ SD	Green
11/11	L	7-27	@ NYJ	Green
11/25	W	19-7	SEA	Green
11/29	L	10-23	PHI	Green
12/9	L	26-28	@ OAK	Green
12/16	W	26-23*	DEN	Green
12/23	W	20-17	SD	Green
12/30	W	30-26	@ JAX	Green
1/6	L	18-21	@ SEA	Green
		Home	Road	Neutral
Green		3-5	3-5	0-0

2002 (8-8)

Date	Result	Opp.	Chiefs QB	Opp. QB
9/8	W	40-39	@ CLE	Green
9/15	L	16-23	JAX	Green
9/22	L	38-41*	@ NE	Green
9/29	W	48-30	MIA	Green
10/6	W	29-25	@ NYJ	Green
10/13	L	34-35	@ SD	Green
10/20	L	34-37*	DEN	Green
10/27	W	20-10	OAK	Green
11/10	L	13-17	@ SF	Green
11/17	W	17-16	BUF	Green
11/24	L	32-39	@ SEA	Green
12/1	W	49-0	ARZ	Green
12/8	W	49-10	STL	Green
12/15	L	24-31	@ DEN	Green
12/22	W	24-22	SD	Green
12/28	L	0-24	@ OAK	Green
		Home	Road	Neutral
Green		6-2	2-6	0-0

2003 (13-3)

Date	Result	Opp.	Chiefs QB	Opp. QB
9/7	W	27-14	SD	Green
9/14	W	41-20	PIT	Green
9/21	W	42-14	@ HOU	Green
9/28	W	17-10	@ BAL	Green
10/5	W	24-23	DEN	Green
10/12	W	40-34*	@ GB	Green
10/20	W	17-10	@ OAK	Green
10/26	W	38-5	BUF	Green
11/9	W	41-20	CLE	Green
11/16	L	19-24	@ CIN	Green
11/23	W	27-24	OAK	Green
11/30	W	28-24	@ SD	Green
12/7	L	27-45	@ DEN	Green
12/14	W	45-17	DET	Green
12/20	L	20-45	@ MIN	Green
12/28	W	31-3	CHI	Green

AFC Divisional Playoff Game

1/11	L	31-38	IND	Green
		Home	Road	Neutral
Green		8-0 (0-1)	5-3	0-0

2004 (7-9)

Date	Result	Opp.	Chiefs QB	Opp. QB
9/12	L	24-34	@ DEN	Green
9/19	L	17-28	CAR	Green
9/26	L	21-24	HOU	Green
10/4	W	27-24	@ BAL	Green
10/17	L	16-22	@ JAX	Green
10/24	W	56-10	ATL	Green
10/31	W	45-35	IND	Green
11/7	L	31-34	@ TB	Green
11/14	L	20-27	@ NO	Green
11/22	L	19-27	NE	Green
11/28	L	31-34	SD	Green
12/5	W	34-27	@ OAK	Green
12/13	W	49-38	@ TEN	Green
12/19	W	45-17	DEN	Green
12/25	W	31-30	OAK	Green
1/2	L	17-24	@ SD	Green
		Home	Road	Neutral
Green		4-4	3-5	0-0

2005 (10-6)

Date	Result	Opp.	Chiefs QB	Opp. QB
9/11	W	27-7	NYJ	Green
9/18	W	23-17	@ OAK	Green
9/26	L	10-30	@ DEN	Green
10/2	L	31-37	PHI	Green
10/16	W	28-21	WAS	Green
10/21	W	30-20	@ MIA	Green
10/30	L	20-28	@ SD	Green
11/6	W	27-23	OAK	Green
11/13	L	3-14	@ BUF	Green
11/20	W	45-17	@ HOU	Green
11/27	W	26-16	NE	Green
12/4	W	31-27	DEN	Green
12/11	L	28-31	@ DAL	Green
12/17	L	17-27	@ NYG	Green
12/24	W	20-7	SD	Green
1/1	W	37-3	CIN	Green
		Home	Road	Neutral
Green		7-1	3-5	0-0

2006 (9-7)

Date	Result	Opp.	Chiefs QB	Opp. QB
9/3	L	10-23	CIN	Green
9/17	L	6-9*	@ DEN	Huard
10/1	W	41-0	SF	Huard
10/8	W	23-20	@ ARZ	Huard
10/15	L	7-45	@ PIT	Huard
10/22	W	30-27	SD	Huard
10/29	W	35-28	SEA	Huard
11/5	W	31-17	@ STL	Huard
11/12	L	10-13	@ MIA	Huard
11/19	W	17-13	OAK	Green
11/23	W	19-10	DEN	Green
12/3	L	28-31*	@ CLE	Green
12/10	L	10-20	BAL	Green
12/17	L	9-20	@ SD	Green
12/23	W	20-9	@ OAK	Green
12/31	W	35-30	JAX	Green

AFC Wild Card Playoff Game

1/6	L	8-23	@ IND	Green
		Home	Road	Neutral
Green		3-2	1-2 (0-1)	0-0
Huard		3-0	2-3	0-0

2007 (4-12)

Date	Result	Opp.	Chiefs QB	Opp. QB
9/9	L	3-20	@ HOU	Huard
9/16	L	10-20	@ CHI	Huard
9/23	W	13-10	MIN	Huard
9/30	W	30-16	@ SD	Huard
10/7	L	7-17	JAX	Huard
10/14	W	27-20	CIN	Huard

10/21	W	12-10	@ OAK	Huard	Culpepper
11/4	L	22-33	GB	Huard	Favre
11/11	L	11-27	DEN	Huard	Cutler
11/18	L	10-13	@ IND	Croyle	Manning
11/25	L	17-20	OAK	Croyle	Culpepper
12/2	L	10-24	SD	Huard	Rivers
12/9	L	7-41	@ DEN	Croyle	Cutler
12/16	L	17-26	TEN	Croyle	Young
12/23	L	20-25	@ DET	Croyle	Kitna
12/30	L	10-13*	@ NYJ	Croyle	Clemens
		Home	Road	Neutral	Overall
Huard		2-4	2-2	0-0	4-6
Croyle		0-2	0-4	0-0	0-6

2008 (2-14)

Date	Result	Opp.	Chiefs QB	Opp. QB	
9/7	L	10-17	@ NE	Croyle	Brady
9/14	L	8-23	OAK	Huard	Russell
9/21	L	14-38	@ ATL	Thigpen	Ryan
9/28	W	33-19	DEN	Huard	Cutler
10/5	L	0-34	@ CAR	Huard	Delhomme
10/19	L	10-34	TEN	Croyle	Collins
10/26	L	24-28	@ NYJ	Thigpen	Favre
11/2	L	27-30*	TB	Thigpen	Garcia
11/9	L	19-20	@ SD	Thigpen	Rivers
11/16	L	20-30	NO	Thigpen	Brees
11/23	L	31-54	BUF	Thigpen	Edwards
11/30	W	20-13	@ OAK	Thigpen	Russell
12/7	L	17-24	@ DEN	Thigpen	Cutler
12/14	L	21-22	SD	Thigpen	Rivers
12/21	L	31-38	MIA	Thigpen	Pennington
12/28	L	6-16	@ CIN	Thigpen	Fitzpatrick
		Home	Road	Neutral	Overall
Croyle		0-1	0-1	0-0	0-2
Huard		1-1	0-1	0-0	1-2
Thigpen		0-5	1-5	0-0	1-10

2009 (4-12)

Date	Result	Opp.	Chiefs QB	Opp. QB	
9/13	L	24-38	@ BAL	Croyle	Flacco
9/20	L	10-13	OAK	Cassel	Russell
9/27	L	14-34	@ PHI	Cassel	Kolb
10/4	L	16-27	NYG	Cassel	Manning
10/11	L	20-26*	DAL	Cassel	Romo
10/18	W	14-6	@ WAS	Cassel	Campbell
10/25	L	7-37	SD	Cassel	Rivers
11/8	L	21-24	@ JAX	Cassel	Garrard
11/15	W	16-10	@ OAK	Cassel	Russell
11/22	W	27-24*	PIT	Cassel	Roethlisberger
11/29	L	14-43	@ SD	Cassel	Rivers
12/6	L	13-44	DEN	Cassel	Orton
12/13	L	10-16	BUF	Cassel	Fitzpatrick
12/20	L	34-41	CLE	Cassel	Quinn
12/27	L	10-17	@ CIN	Cassel	Palmer
1/3	W	44-24	@ DEN	Cassel	Orton
		Home	Road	Neutral	Overall
Cassel		1-7	3-4	0-0	4-11
Croyle		0-0	0-1	0-0	0-1

2010 (10-6)

Date	Result	Opp.	Chiefs QB	Opp. QB	
9/13	W	21-14	SD	Cassel	Rivers
9/19	W	16-14	@ CLE	Cassel	Wallace
9/26	W	31-10	SF	Cassel	Smith
10/10	L	9-19	@ IND	Cassel	Manning
10/17	L	31-35	@ HOU	Cassel	Schaub

10/24	W	42-20	JAX	Cassel	Garrard
10/31	W	13-10*	BUF	Cassel	Fitzpatrick
11/7	L	20-23*	@ OAK	Cassel	Campbell
11/14	L	29-49	@ DEN	Cassel	Orton
11/21	W	31-13	ARI	Cassel	Anderson
11/28	W	42-24	@ SEA	Cassel	Hasselbeck
12/5	W	10-6	DEN	Cassel	Orton
12/12	L	0-31	@ SD	Croyle	Rivers
12/19	W	27-13	@ STL	Cassel	Bradford
12/26	W	34-14	TEN	Cassel	Collins
1/2	L	10-31	OAK	Cassel	Campbell

AFC Divisional Playoff Game

1/9	L	7-30	BAL	Cassel	Flacco
		Home	Road	Neutral	Overall
Cassel		7-1 (0-1)	3-4	0-0	10-5 (0-1)
Croyle		0-0	0-1	0-0	0-1

2011 (7-9)

Date	Result	Opp.	Chiefs QB	Opp. QB	
9/11	L	7-41	BUF	Cassel	Fitzpatrick
9/18	L	3-48	@ DET	Cassel	Stafford
9/25	L	17-20	@ SD	Cassel	Rivers
10/2	W	22-17	MIN	Cassel	McNabb
10/9	W	28-24	@ IND	Cassel	Painter
10/23	W	28-0	@ OAK	Cassel	Boller
10/31	W	23-20*	SD	Cassel	Rivers
11/6	L	3-31	MIA	Cassel	Moore
11/13	L	10-17	DEN	Cassel	Tebow
11/21	L	3-34	@ NE	Palko	Brady
11/27	L	9-13	PIT	Palko	Roethlisberger
12/4	W	10-3	@ CHI	Palko	Hanie
12/11	L	10-37	@ NYJ	Palko	Sanchez
12/18	W	19-14	GB	Orton	Rodgers
12/24	L	13-16*	OAK	Orton	Palmer
1/1	W	7-3	@ DEN	Orton	Tebow
		Home	Road	Neutral	Overall
Cassel		2-3	2-2	0-0	4-5
Palko		0-1	1-2	0-0	1-3
Orton		1-1	1-0	0-0	2-1

2012 (2-14)

Date	Result	Opp.	Chiefs QB	Opp. QB	
9/9	L	24-40	ATL	Cassel	Ryan
9/16	L	17-35	@ BUF	Cassel	Fitzpatrick
9/23	W	27-24*	@ NO	Cassel	Brees
9/30	L	20-37	SD	Cassel	Rivers
10/7	L	6-9	BAL	Cassel	Flacco
10/14	L	10-38	@ TB	Quinn	Freeman
10/28	L	16-26	OAK	Quinn	Palmer
11/1	L	13-31	@ SD	Cassel	Rivers
11/12	L	13-16*	@ PIT	Cassel	Roethlisberger
11/18	L	6-28	CIN	Cassel	Dalton
11/25	L	9-17	DEN	Quinn	Manning
12/2	W	27-21	CAR	Quinn	Newton
12/9	L	7-30	@ CLE	Quinn	Weeden
12/16	L	0-15	@ OAK	Quinn	Palmer
12/23	L	13-20	IND	Quinn	Luck
12/30	L	3-38	@ DEN	Quinn	Manning
		Home	Road	Neutral	Overall
Cassel		0-4	1-3	0-0	1-7
Quinn		1-3	0-4	0-0	1-7

KEY

Replacement Games (Postseason Record) * Overtime ** Double Overtime



AFC CHAMPIONSHIP GAME RESULTS



SEASON	DATE	RESULT	SITE
1960	1-1-61	Houston 24, L.A. Chargers 16	Houston
1961	12-24-61	Houston 10, San Diego 3	San Diego
1962	12-23-62	Dallas 20, Houston 17**	Houston
1963	1-5-64	San Diego 51, Boston 10	San Diego
1964	12-26-64	Buffalo 20, San Diego 7	Buffalo
1965	12-26-65	Buffalo 23, San Diego 0	San Diego
1966	1-1-67	Kansas City 31, Buffalo 7	Buffalo
1967	12-31-67	Oakland 40, Houston 7	Oakland
1968	12-29-68	N.Y. Jets 27, Oakland 23	New York
1969	1-4-70	Kansas City 17, Oakland 7	Oakland
1970	1-3-71	Baltimore 27, Oakland 17	Baltimore
1971	1-2-72	Miami 21, Baltimore 0	Miami
1972	12-31-72	Miami 21, Pittsburgh 17	Pittsburgh
1973	12-30-73	Miami 27, Oakland 10	Miami
1974	12-29-74	Pittsburgh 24, Oakland 13	Oakland
1975	1-4-76	Pittsburgh 16, Oakland 10	Pittsburgh
1976	12-26-76	Oakland 24, Pittsburgh 7	Oakland
1977	1-1-78	Denver 20, Oakland 17	Denver
1978	1-7-79	Pittsburgh 34, Houston 5	Pittsburgh
1979	1-6-80	Pittsburgh 27, Houston 13	Pittsburgh
1980	1-11-81	Oakland 34, San Diego 27	San Diego
1981	1-10-82	Cincinnati 27, San Diego 7	Cincinnati
1982	1-23-83	Miami 14, N.Y. Jets 0	Miami
1983	1-8-84	L.A. Raiders 30, Seattle 14	Los Angeles
1984	1-6-85	Miami 45, Pittsburgh 28	Miami
1985	1-12-86	New England 31, Miami 14	Miami
1986	1-11-87	Denver 23, Cleveland 20*	Cleveland
1987	1-17-88	Denver 38, Cleveland 33	Denver
1988	1-8-89	Cincinnati 21, Buffalo 10	Cincinnati
1989	1-14-90	Denver 37, Cleveland 21	Denver
1990	1-20-91	Buffalo 51, L.A. Raiders 3	Buffalo
1991	1-12-92	Buffalo 10, Denver 7	Buffalo
1992	1-17-93	Buffalo 29, Miami 10	Miami
1993	1-23-94	Buffalo 30, Kansas City 13	Buffalo
1994	1-15-95	San Diego 17, Pittsburgh 13	Pittsburgh
1995	1-14-96	Pittsburgh 20, Indianapolis 16	Pittsburgh
1996	1-12-97	New England 20, Jacksonville 6	New England
1997	1-11-98	Denver 24, Pittsburgh 21	Pittsburgh
1998	1-17-99	Denver 23, N.Y. Jets 10	Denver
1999	1-23-00	Tennessee 33, Jacksonville 14	Jacksonville
2000	1-14-01	Baltimore 16, Oakland 3	Oakland
2001	1-27-02	New England 24, Pittsburgh 17	Pittsburgh
2002	1-19-03	Oakland 41, Tennessee 24	Oakland
2003	1-18-04	New England 24, Indianapolis 14	New England
2004	1-23-05	New England 41, Pittsburgh 27	Pittsburgh
2005	1-22-06	Pittsburgh 34, Denver 17	Denver
2006	1-21-07	Indianapolis 38, New England 34	Indianapolis
2007	1-20-08	New England 21, San Diego 12	New England
2008	1-18-09	Pittsburgh 23, Baltimore 14	Pittsburgh
2009	1-24-10	Indianapolis 30, N.Y. Jets 17	Indianapolis
2010	1-23-11	Pittsburgh 24, N.Y. Jets 19	Pittsburgh
2011	1-22-12	New England 23, Baltimore 20	New England
2012	1-20-13	Baltimore 28, New England 13	New England

* Overtime

** Double Overtime

Note: Includes AFL Championship Games, 1960-69



NFC CHAMPIONSHIP GAME RESULTS



SEASON	DATE	RESULT	SITE
1960	12-26-60	Philadelphia 17, Green Bay 13	Philadelphia
1961	12-31-61	Green Bay 37, New York 0	Green Bay
1962	12-30-62	Green Bay 16, New York 7	New York
1963	12-29-63	Chicago 14, New York 10	Chicago
1964	12-27-64	Cleveland 27, Baltimore 0	Cleveland
1965	1-2-66	Green Bay 23, Cleveland 12	Green Bay
1966	1-1-67	Green Bay 34, Dallas 27	Dallas
1967	12-31-67	Green Bay 21, Dallas 17	Green Bay
1968	12-29-68	Baltimore 34, Cleveland 0	Cleveland
1969	1-4-70	Minnesota 27, Cleveland 7	Minnesota
1970	1-3-71	Dallas 17, San Francisco 10	San Francisco
1971	1-2-72	Dallas 14, San Francisco 3	Dallas
1972	12-31-72	Washington 26, Dallas 3	Washington
1973	12-30-73	Minnesota 27, Dallas 10	Dallas
1974	12-29-74	Minnesota 14, Los Angeles 10	Minnesota
1975	1-4-76	Dallas 37, Los Angeles 7	Los Angeles
1976	12-26-76	Minnesota 24, Los Angeles 13	Minnesota
1977	1-1-78	Dallas 23, Minnesota 6	Dallas
1978	1-7-79	Dallas 28, Los Angeles 0	Los Angeles
1979	1-6-80	Los Angeles 9, Tampa Bay 0	Tampa Bay
1980	1-11-81	Philadelphia 20, Dallas 7	Philadelphia
1981	1-10-82	San Francisco 28, Dallas 27	San Francisco
1982	1-22-83	Washington 31, Dallas 17	Washington
1983	1-8-84	Washington 24, San Francisco 21	Washington
1984	1-6-85	San Francisco 23, Chicago 0	San Francisco
1985	1-12-86	Chicago 24, L.A. Rams 0	Chicago
1986	1-11-87	N.Y. Giants 17, Washington 0	East Rutherford
1987	1-17-88	Washington 17, Minnesota 10	Washington
1988	1-8-89	San Francisco 28, Chicago 3	Chicago
1989	1-14-90	San Francisco 30, L.A. Rams 3	San Francisco
1990	1-20-91	N.Y. Giants 15, San Francisco 13	San Francisco
1991	1-12-92	Washington 41, Detroit 10	Washington
1992	1-17-93	Dallas 30, San Francisco 20	San Francisco
1993	1-23-94	Dallas 38, San Francisco 21	Dallas
1994	1-5-95	San Francisco 38, Dallas 28	San Francisco
1995	1-14-96	Dallas 38, Green Bay 27	Dallas
1996	1-12-97	Green Bay 30, Carolina 13	Green Bay
1997	1-11-98	Green Bay 23, San Francisco 10	San Francisco
1998	1-17-99	Atlanta 30, Minnesota 27*	Minnesota
1999	1-23-00	St. Louis 11, Tampa Bay 6	St. Louis
2000	1-14-01	N.Y. Giants 41, Minnesota 0	East Rutherford
2001	1-27-02	St. Louis 29, Philadelphia 24	St. Louis
2002	1-19-03	Tampa Bay 27, Philadelphia 10	Philadelphia
2003	1-18-04	Carolina 14, Philadelphia 3	Philadelphia
2004	1-23-05	Philadelphia 27, Atlanta 10	Philadelphia
2005	1-22-06	Seattle 34, Carolina 14	Seattle
2006	1-21-07	Chicago 39, New Orleans 14	Chicago
2007	1-20-08	N.Y. Giants 23, Green Bay 20*	Green Bay
2008	1-18-09	Arizona 32, Philadelphia 25	Arizona
2009	1-24-10	New Orleans 31, Minnesota 28*	New Orleans
2010	1-23-11	Green Bay 21, Chicago 14	Chicago
2011	1-22-12	N.Y. Giants 20, San Francisco 17	San Francisco
2012	1-20-13	San Francisco 28, Atlanta 24	Atlanta

* Overtime

Note: Includes NFL Championship Games, 1960-69



SUPER BOWL RESULTS



SUPER BOWL	DATE	RESULT	SITE
I	1-15-67	Green Bay 35, Kansas City 10	Los Angeles
II	1-14-68	Green Bay 33, Oakland 14	Miami
III	1-12-69	N.Y. Jets 16, Baltimore 7	Miami
IV	1-11-70	Kansas City 23, Minnesota 7	New Orleans
V	1-17-71	Baltimore 16, Dallas 13	Miami
VI	1-16-72	Dallas 24, Miami 3	New Orleans
VII	1-14-73	Miami 14, Washington 7	Los Angeles
VIII	1-13-74	Miami 24, Minnesota 7	Houston
IX	1-12-75	Pittsburgh 16, Minnesota 6	New Orleans
X	1-18-76	Pittsburgh 21, Dallas 17	Miami
XI	1-9-77	Oakland 32, Minnesota 14	Pasadena
XII	1-15-78	Dallas 27, Denver 10	New Orleans
XIII	1-21-79	Pittsburgh 35, Dallas 31	Miami
XIV	1-20-80	Pittsburgh 31, Los Angeles 19	Pasadena
XV	1-25-81	Oakland 27, Philadelphia 10	New Orleans
XVI	1-24-82	San Francisco 26, Cincinnati 21	Pontiac
XVII	1-30-83	Washington 27, Miami 17	Pasadena
XVIII	1-22-84	L.A. Raiders 38, Washington 9	Tampa
XIX	1-20-85	San Francisco 38, Miami 16	Stanford
XX	1-26-86	Chicago 46, New England 10	New Orleans
XXI	1-25-87	N.Y. Giants 39, Denver 20	Pasadena
XXII	1-31-88	Washington 42, Denver 10	San Diego
XXIII	1-22-89	San Francisco 20, Cincinnati 16	Miami
XXIV	1-28-90	San Francisco 55, Denver 10	New Orleans
XXV	1-27-91	N.Y. Giants 20, Buffalo 19	Tampa
XXVI	1-26-92	Washington 37, Buffalo 24	Minneapolis
XXVII	1-31-93	Dallas 52, Buffalo 17	Pasadena
XXVIII	1-30-94	Dallas 30, Buffalo 13	Atlanta
XXIX	1-29-95	San Francisco 49, San Diego 26	Miami
XXX	1-28-96	Dallas 27, Pittsburgh 17	Tempe
XXXI	1-26-97	Green Bay 35, New England 21	New Orleans
XXXII	1-25-98	Denver 31, Green Bay 24	San Diego
XXXIII	1-31-99	Denver 34, Atlanta 19	Miami
XXXIV	1-30-00	St. Louis 23, Tennessee 16	Atlanta
XXXV	1-28-01	Baltimore 34, N.Y. Giants 7	Tampa
XXXVI	2-3-02	New England 20, St. Louis 17	New Orleans
XXXVII	1-26-03	Tampa Bay 48, Oakland 21	San Diego
XXXVIII	2-1-04	New England 32, Carolina 29	Houston
XXXIX	2-6-05	New England 24, Philadelphia 21	Jacksonville
XL	2-5-06	Pittsburgh 21, Seattle 10	Detroit
XLI	2-4-07	Indianapolis 29, Chicago 17	Miami
XLII	2-3-08	N.Y. Giants 17, New England 14	Glendale
XLIII	2-1-09	Pittsburgh 27, Arizona 23	Tampa
XLIV	2-7-10	New Orleans 31, Indianapolis 17	South Florida
XLV	2-6-11	Green Bay 31, Pittsburgh 25	North Texas
XLVI	2-5-12	N.Y. Giants 21, New England 17	Indianapolis
XLVII	2-3-13	Baltimore 34, San Francisco 31	New Orleans



FUTURE SUPER BOWL SITES



SUPER BOWL	SITE	STADIUM	DATE
XLVIII	East Rutherford, N.J.	MetLife Stadium	February 2, 2014
XLIX	Glendale, Ariz.	University of Phoenix Stadium	February 1, 2015
L	Santa Clara, Calif.	Levi's Stadium	February 7, 2016



HONORS

CHIEFS IN THE PRO FOOTBALL HALL OF FAME



LAMAR HUNT

Founder • 1960 - 2006



**Southern Methodist
Foolish Club (1959)**

**Chiefs Hall of Fame (1970)
Pro Football Hall of Fame (1972)**

Founded the American Football League in '59 and served as the league's first President ... Was the first AFL figure to be inducted into the Pro Football Hall of Fame on July 29, 1972 ... Described as the "architect, designer and builder of an impossible dream" by his Hall of Fame presenter, William Sullivan ... His Dallas Texans took the field as one of the AFL's charter franchises in '60 and became the Kansas City Chiefs in '63 ... Served as a principal figure in the negotiations that resulted in the AFL-NFL merger which was announced in '66 and fully completed in '70 ... Played a pivotal role in designing the league's current playoff format, as well as the adoption of the old AFL two-point conversion rule into NFL play in '94 ... Held the post of President of the American Football Conference ... Since '84, the AFC Championship Game trophy has carried his name ... Saw the Chiefs win three AFL titles ('62, '66 and '69), as well as a Lombardi Trophy from Super Bowl IV ... Was credited with accidentally putting the name "Super Bowl" on the NFL's championship game ... Graduated from Southern Methodist University in '56 with a B.S. in Geology ... Was a reserve end on SMU's football team ... He is survived by his wife, Norma and their four children, Lamar Jr., Sharron Munson, Clark and Daniel, as well as 14 grandchildren ... Born August 2, 1932 in El Dorado, Ark. ... Died December 13, 2006 in Dallas, Texas.

Lamar Hunt 11-Time Hall of Famer

Year	Hall of Fame	Location	Year	Hall of Fame	Location
1970	Chiefs	Kansas City, MO	1997	Texas Business	Houston, TX
1972	Pro Football	Canton, OH	2004	KC Business	Kansas City, MO
1982	U.S. Soccer	Oneonta, NY	2005	FC Dallas Walk of Fame	Frisco, TX
1984	Texas Sports	Waco, TX	2008	Famous Missourians	Jefferson City, MO
1993	International Tennis	Newport, RI	2008	SMU Athletics	Dallas, TX
1995	Missouri Sports	Springfield, MO			

THE LAMAR HUNT TROPHY

The winning team in the American Football Conference receives the Lamar Hunt Trophy, named in honor of Pro Football Hall of Fame inductee Lamar Hunt, the founder of the American Football League and the Kansas City Chiefs. First presented following the 1984 season, the 2010 season marked the debut of its redesign by Tiffany & Co. The new trophy reflects the sterling silver material of the Vince Lombardi Trophy, awarded each year to the Super Bowl champions. The Lamar Hunt Trophy is designed to depict the journey of the playoffs leading into the Super Bowl. The trophy's shape is based on the football shape used on the Vince Lombardi Trophy. It features an etched conference logo and the NFL Shield.



HUNT'S PRO FOOTBALL RECORD



REGULAR SEASON				POSTSEASON							
Year	W	L	T	Year	W	L	T	Year	W	L	
1960	8	6	0	1976	5	9	0	1992	10	6	0
1961	6	8	0	1977	2	12	0	1993	11	5	0
1962	11	3	0	1978	4	12	0	1994	9	7	0
1963	5	7	2	1979	7	9	0	1995	13	3	0
1964	7	7	0	1980	8	8	0	1996	9	7	0
1965	7	5	2	1981	9	7	0	1997	13	3	0
1966	11	2	1	1982	3	6	0	1998	7	9	0
1967	9	5	0	1983	6	10	0	1999	9	7	0
1968	12	2	0	1984	8	8	0	2000	7	9	0
1969	11	3	0	1985	6	10	0	2001	6	10	0
1970	7	5	2	1986	10	6	0	2002	8	8	0
1971	10	3	1	1987	4	11	0	2003	13	3	0
1972	8	6	0	1988	4	11	1	2004	7	9	0
1973	7	5	2	1989	8	7	1	2005	10	6	0
1974	5	9	0	1990	11	5	0	2006	9	7	0
1975	5	9	0	1991	10	6	0	Totals	375	321	12
								Totals	8	13	

78

BOBBY BELL Linebacker • 1963-74



Minnesota
Draft (No. 7 - 1963)

Chiefs Hall of Fame (1980)
Pro Football Hall of Fame (1983)

Considered by many as the greatest outside linebacker to ever play the game ... Became the first Chiefs player to be enshrined in the Pro Football Hall of Fame when he was presented by Hank Stram on July 30, 1983 ... Was just the fifth American Football League performer to be immortalized in Canton ... Superb athlete began his pro career as a defensive end because the Chiefs needed help at that position when he joined the club as a seventh-round draft choice in '63 ... Was moved to



linebacker in '65, where he earned a spot in the AFL All-Star game or the Pro Bowl each of the next nine years ... Was named to the AFL's All-Time Team by the Pro Football Hall of Fame ... Starred on two AFL Championship teams, playing in Super Bowls I and IV ... Did not miss a contest during his 12-year career, playing in 168 consecutive games ... Intercepted 26 passes and recovered 15 fumbles ... Scored nine career TDs, including a 53-yard kickoff return ... His eight defensive touchdowns are the most of any player in franchise annals ... Versatile performer handled deep snapping on punts and kicks for the Chiefs ... Began his collegiate career as a quarterback at Minnesota ... Switched to defensive tackle as a sophomore and earned All-American honors at that position as both a junior and senior ... Received the Outland Trophy as college football's outstanding lineman in '62 ... Played on the College All-Star team that defeated the Green Bay Packers in '63 ... Is enshrined in the College Football (1991) and Missouri Sports Halls of Fame (1995) ... Was an all-state QB at Cleveland High School in Shelby, N.C. ... Resides in Kansas City where he does marketing for Factory Motor Parts ... Born June 17, 1940 in Shelby, N.C.



BELL'S PRO STATISTICS



	Games	INTERCEPTIONS					FUMBLE Recoveries
		No.	Yds.	Avg.	LG	TD	
Chiefs Totals	168	26	479	18.4	61	6	15
Postseason	7	0	0	0.0	--	0	0

Additional Stats: Had one kickoff return for a 53-yard TD vs. Denver (11/27/69).

BELL'S PRO SCORES (9)

Date	Opponent	How Scored	Result
10/18/64	Buffalo	20-yard fumble return	L Kansas City 22, Buffalo 35
10/3/65	Boston	38-yard INT return	W Kansas City 27, Boston 17
10/16/66	Oakland	7-yard fumble return	L Kansas City 13, Oakland 34
9/9/67	@ Houston	32-yard INT return	W Kansas City 25, Houston 20
11/27/69	Denver	53-yard kickoff return	W Kansas City 31, Denver 17
11/8/70	Houston	45-yard INT return	W Kansas City 24, Houston 9
12/19/71	Buffalo	26-yard INT return	W Kansas City 22, Buffalo 9
12/3/72	Denver	61-yard INT return	W Kansas City 24, Denver 21
10/6/74	Denver	28-yard INT return	L Kansas City 14, Denver 17

REGULAR SEASON SINGLE GAME CAREER HIGHS

Interceptions: 2 at San Diego (12/8/68)
INT Return Yards: 61 vs. Denver (12/3/72)

Long INT Return: 61 vs. Denver (12/3/72)
Fumble Recoveries: 2 at N.Y. Titans (11/16/69)

63 WILLIE LANIER

Linebacker • 1967-77



Morgan State **Chiefs Hall of Fame (1985)**
Draft (No. 2b - 1967) **Pro Football Hall of Fame (1986)**

A ferocious tackler who served as the intelligent and disciplined quarterback of the Chiefs vaunted defense, manning the club's middle linebacker post for 11 glorious seasons ... Presented by Lamar Hunt at the Pro Football Hall of Fame enshrinement ceremonies on August 2, 1986 ... Named to the NFL's 75th Anniversary Team in '94 ... Had the speed and agility to grab 27 career interceptions, good for the ninth-best total in franchise annals ... His 18 fumble recoveries rank second in club history ... A second-round draft choice



in '67, he missed just five games during his pro career, which spanned 149 contests ... Played in two AFL All-Star games and six AFC-NFC Pro Bowls ... Named the Outstanding Defensive Player in the '72 Pro Bowl ... Helped the Chiefs to their only World Championship, a Super Bowl IV victory over Minnesota ... Became a starter four games into his rookie season ... Became the first Chiefs player to be named the NFL Man of the Year in '72 ... Is a member of both the Missouri Sports Hall of Fame (1999) and the College Football Hall of Fame (2000) ... Was a two-time Small College All-America pick at Morgan State, graduating with a B.S. in Administration ... Named MVP of the '66 Tangerine Bowl ... Attended Maggie L. Walker High School in Richmond, Va. ... Lives in Richmond, and serves as President of Lanier Group, an acquisition company ... Was formerly Chairman and CEO of Syncreon US, a supply chain management corporation ... Was nicknamed "Honey Bear" because he looked and acted friendly, but was ravenous on the field ... Born August 21, 1945 in Clover, Va.



NFL 75TH ANNIVERSARY TEAM



Linebackers

Dick Butkus	1965-73	Willie Lanier	1967-77
Jack Ham	1971-82	Ray Nitschke	1958-72
Ted Hendricks	1969-83	Lawrence Taylor	1981-93
Jack Lambert	1974-84		



LANIER'S PRO STATISTICS



	Games	INTERCEPTIONS					TD	FUMBLE Recoveries
		No.	Yds.	Avg.	LG			
Chiefs Totals	149	27	440	16.3	75	2	18	
Postseason	5	2	26	13.0	17	0	0	

Additional Stats: Had one kickoff return for one yard at San Diego (10/15/67).

LANIER'S PRO SCORES (3)

Date	Opponent	How Scored	Result
12/8/68	@ San Diego	75-yard INT Return	W Kansas City 40, San Diego 3
9/30/73	Oakland	17-yard INT Return	W Kansas City 16, Oakland 3
11/18/74	@ Denver	Safety, tackled Otis Armstrong	W Kansas City 42, Denver 34

REGULAR SEASON SINGLE GAME CAREER HIGHS

Interceptions: 2 vs. Denver (12/6/70)

Fumble Recoveries: 2 vs. Cincinnati (10/15/72)

INT Return Yards: 75 at San Diego (12/8/68)

vs. San Diego (12/16/73)

Long INT Return: 75 at San Diego (12/8/68)

16

LEN DAWSON Quarterback • 1962-75



Purdue
Free Agent (1962)

Chiefs Hall of Fame (1979)
Pro Football Hall of Fame (1987)

Heart and soul of the Texans/Chiefs franchise during his illustrious career ... Presented by Hank Stram during Canton enshrinement ceremonies on August 8, 1987 ... During his tenure as the team's field general, he helped make the Chiefs one of pro football's premier teams and wound up among the elite passers in the game's history ... Under his guidance, the Chiefs were perennial contenders and won the AFL Championships in '62, '66 and '69 ... Was MVP of Super Bowl IV when he directed Kansas City to a 23-7 win over the heavily-favored Minnesota Vikings ... Won the AFL passing title four times and still holds Chiefs career marks for pass attempts (3,696), completions (2,115), passing yards (28,507) and touchdowns (237) ... Started his pro career as a first-round draft pick of Pittsburgh in '57, then landed with Cleveland before being cut by the Browns on June 12, 1962 ... Was signed by the Texans as a free agent on July 2, 1962 ... Named to six AFL All-Star teams and one Pro Bowl squad (71) ... Named AFL Player of the Year in '62 ... Started 158 regular season games for Kansas City, by far the most of any signal-caller in franchise history ... Led the AFL in passing four different seasons ('62, '64, '66 and '68) ... Paced the AFL in completion percentage eight times, including a string of six straight seasons from '64-69, the longest streak in NFL history ... Named the '73 NFL Man of the Year as pro football's outstanding player-citizen ... Retired on May 1, 1976 ... Was enshrined in the Missouri Sports Hall of Fame in '94 ... Led the Big Ten in passing and total offense for three seasons at Purdue ... Does color commentary on the Chiefs Fox Football Radio Network and is a sports analyst at KMBC-TV in Kansas City ... Nicknamed "Lenny the Cool" ... Born June 20, 1935 in Alliance, Ohio.



DAWSON'S PRO STATISTICS

Year	Team	G-S	PASSING										LG	Rating
			Att.	Comp.	Yds.	Pct.	Att.	TD	Pct.	INT	Pct.			
1957	Pittsburgh	3-1	4	2	25	50.0	6.3	0	0.0	0	0.0	15	69.8	
1958	Pittsburgh	4-0	6	1	11	16.7	1.8	0	0.0	2	33.3	11	0.0	
1959	Pittsburgh	12-0	7	3	60	42.9	8.6	1	14.3	0	0.0	32	113.1	
1960	Cleveland	2-1	13	8	23	61.5	1.8	0	0.0	0	0.0	23	65.9	
1961	Cleveland	7-1	15	7	85	46.7	5.7	1	6.7	3	20.0	17	47.2	
1962	Dallas (AFL)	14-14	310	189	2,759	61.0	8.9	29	9.4	17	5.5	92	98.3	
1963	Kansas City	14-13	352	190	2,389	54.0	6.8	26	7.4	19	5.4	82	77.5	
1964	Kansas City	14-14	354	199	2,879	56.2	8.1	30	8.5	18	5.1	72	89.9	
1965	Kansas City	14-12	305	163	2,262	53.4	7.4	21	6.9	14	4.6	67	81.3	
1966	Kansas City	14-14	284	159	2,527	56.0	8.9	26	9.2	10	3.5	89	101.7	
1967	Kansas City	14-14	357	206	2,651	57.7	7.4	24	6.7	17	4.8	71	83.7	
1968	Kansas City	13-13	224	131	2,109	58.5	9.4	17	7.6	9	4.0	92	98.6	
1969	Kansas City	9-7	166	98	1,323	59.0	8.0	9	5.4	13	7.8	55	69.9	
1970	Kansas City	14-13	262	141	1,876	53.8	7.2	13	5.0	14	5.3	61	71.0	
1971	Kansas City	14-13	301	167	2,504	55.5	8.3	15	5.0	13	4.3	82	81.6	
1972	Kansas City	14-12	305	175	1,835	57.4	6.0	13	4.3	12	3.9	44	72.8	
1973	Kansas City	8-6	101	66	725	65.3	7.2	2	2.0	5	5.0	48	72.4	
1974	Kansas City	14-8	235	138	1,573	58.7	6.7	7	3.0	13	5.5	84	65.8	
1975	Kansas City	12-5	140	93	1,095	66.4	7.8	5	3.6	4	2.9	51	90.0	
Chiefs Totals		182-158	3,696	2,115	28,507	57.2	7.7	237	6.4	178	4.8	92	92.8	
Pro Totals		210-161	3,741	2,136	28,711	57.1	7.7	239	6.4	183	4.9	92	82.6	
Postseason		8-8	188	107	1,497	56.9	8.0	7	3.7	8	4.3	63	77.1	

Regular Season Additional Stats: Had 294 carries for 1,293 yards (4.4 avg.) with nine TDs.

Postseason Additional Stats: Had 22 carries for 103 yards (4.7 avg.) with a long of 20 yards.

86 BUCK BUCHANAN

Defensive Tackle • 1963-75



Grambling **Chiefs Hall of Fame (1981)**
Draft (No. 1 - 1963) **Pro Football Hall of Fame (1990)**

Became the third member of the Chiefs feared defense of the '60s and '70s to enter the Pro Football Hall of Fame when he was presented by Hank Stram on August 4, 1990 ... The first overall selection in the '63 AFL Draft, the pick utilized to select Buchanan was acquired in the only trade ever personally orchestrated by Lamar Hunt as the Texans sent QB Cotton Davidson to Oakland ...

The Raiders later drafted Hall of Fame G Gene Upshaw in '67 with the expressed purpose of blocking Buchanan, who became the prototype for future pro defensive linemen ... Combined perfect size (6-7, 270) with outstanding strength and deceptive speed (10.2 in the 100) ... Worked briefly as a defensive end during his rookie campaign before becoming a fixture at right defensive tackle ... Helped Kansas City win two AFL crowns and their only Super Bowl following the '69 season ... Had an eight-year stretch where he either went to the AFL All-Star game or the AFC-NFC Pro Bowl ... Was a unanimous All-AFL pick from '66-69 ... His teammates named him Chiefs MVP in '65 and '67 ... In '67 alone he batted down 16 passes at or behind the line of scrimmage ... Played in 182 career regular season games, including a stretch of 166 in a row ... Eddie Robinson, the legendary coach at Grambling where Buchanan was an NAIA All-America choice in '62, called him "the finest lineman I've ever seen." ... Played both offensive and defensive tackle at Grambling ... Enshrined in the College Football Hall of Fame in '96 ... Owned All-Pro Construction Company and All-Pro Advertising in Kansas City ... Was captain of both the football and basketball squads at Parker High School in Birmingham, Ala. ... Given name was "Junious," but was known as "Buck" ... Born September 10, 1940 in Gainesville, Ala. and died July 16, 1992 in Kansas City.



BUCK BUCHANAN • 1940-1992

"The first time I met him, I was impressed with his awesome size, speed and agility, but underneath it all, you came away impressed with a tremendous person, a great competitor and a terrific leader. He loved what he represented, his family and the Chiefs."

- Hank Stram • July 1992

BUCHANAN'S PRO STATISTICS



	Games	INTERCEPTIONS				FUMBLE Recoveries
		No.	Yds.	Avg.	LG	TD
Chiefs Totals	182	3	37	12.3	17	0
Postseason	7	0	0	0.0	--	0

Additional Stats: Had one kickoff return for no yards vs. N.Y. Jets (11/5/67).

BUCHANAN'S PRO SCORE (1)

Date	Opponent	How Scored	Result
12/8/68	@ San Diego	Safety, tackled Jon Brittenum	W Kansas City 40, San Diego 3

REGULAR SEASON SINGLE GAME CAREER HIGHS

Interceptions: 1, three times, last vs. Oakland (9/30/73)
INT Return Yards: 17 vs. Oakland (9/30/73)

Long INT Return: 17 vs. Oakland (9/30/73)
Fumble Recoveries: 1, three times, last at San Diego (10/27/74)

3

JAN STENERUD

Kicker • 1967-79



Montana State **Chiefs Hall of Fame (1992)**
Draft (Redshirt No. 3 - 1966) **Pro Football Hall of Fame (1991)**

The first pure placekicker to be inducted into the Hall of Fame ... Hank Stram presented Stenerud at enshrinement ceremonies in Canton on July 27, 1991 ... Regarded by many as the best placekicker in pro football history ... Named to the NFL's 75th Anniversary Team in '94 and the Super Bowl Silver Anniversary Team in '90 ... Played 19 NFL seasons with Kansas City ('67-79), Green Bay ('80-83) and Minnesota ('84-85) ... Ranks 11th on the league's all-time scoring list with 1,699 points and is ninth in

career field goals made with 373 ... Played in 186 regular season games with Kansas City, the fourth-highest tally in team history ... Still owns or shares seven Chiefs records, including field goals attempted in a career (436) and season (44), as well as consecutive games scoring field goals (16) ... Hit three field goals with a long of 48 yards in Super Bowl IV victory over the Vikings ... Played in 263 pro games and never missed one because of injury or illness ... Played in two AFL All-Star games and four AFC-NFC Pro Bowls ... Named the Outstanding Offensive Player in the '72 Pro Bowl ... Was selected by the Chiefs in the third round of the '66 AFL "Redshirt" Draft ... Attended Montana State University on a skiing scholarship ... Was an outstanding ski jumper in his native Norway ... Was also inducted into the Green Bay Packers Hall of Fame (1991) and the Missouri Sports Hall of Fame (1996) ... Is now director of business development for Howard Needles Tammen & Bergendorff, a Kansas City architectural firm ... Born November 26, 1942 in Fetsund, Norway.



STENERUD'S PRO STATISTICS

SCORING

Year	Team	G-S	FGM	FGA	Pct.	LG	PATs	Points	
1967	Kansas City	14-0	14	21	.36	.583	54	45-45	
1968	Kansas City	14-0	30	40	.750	52	39-40	129	
1969	Kansas City	14-0	27	35	.771	54	38-38	119	
1970	Kansas City	14-0	30	42	.714	55	26-26	116	
1971	Kansas City	14-0	26	44	.591	54	32-32	110	
1972	Kansas City	14-0	21	36	.583	50	32-32	95	
1973	Kansas City	14-0	24	38	.632	47	21-23	93	
1974	Kansas City	14-0	17	24	.708	50	24-26	75	
1975	Kansas City	14-0	22	32	.688	51	30-31	96	
1976	Kansas City	14-0	21	38	.553	52	27-33	90	
1977	Kansas City	14-0	8	18	.444	37	27-28	51	
1978	Kansas City	16-0	20	30	.667	46	25-26	85	
1979	Kansas City	16-0	12	23	.522	46	28-29	64	
1980	Green Bay	4-0	3	5	.600	40	3-3	12	
1981	Green Bay	16-0	22	23	.917	53	35-36	101	
1982	Green Bay	9-0	13	18	.722	48	25-27	64	
1983	Green Bay	16-0	21	26	.808	48	52-52	115	
1984	Minnesota	16-0	20	23	.870	54	30-31	90	
1985	Minnesota	16-0	15	26	.577	49	41-43	86	
Chiefs Totals			186-0	279	.436	.640	55	394-409	1,231
Packers Totals			45-0	59	.73	.808	53	115-118	292
Vikings Totals			32-0	35	.49	.714	54	71-74	176
Pro Totals			263-0	373	.558	.668	55	580-601	1,699



HANK STRAM

Head Coach • 1960-74



Purdue
Free Agent (1960)

Chiefs Hall of Fame (1987)
Pro Football Hall of Fame (2003)

Guided the Texans/Chiefs on-field fortunes during the most glorious period in franchise history ... Entered the Hall of Fame on August 3, 2003 with QB Len Dawson serving as his presenter ... Commanded the club from '60-74, posting a regular season record of 124-76-10 (.614) ... Also compiled a 5-3 postseason mark ... Garnered a reputation as one of the game's most imaginative offensive minds ... Was credited with devising the moving pocket, the two-tight end offense and the stack defense ... Directed the franchise to three AFL titles and two Super Bowl appearances, including a 23-7



win vs. Minnesota in Super Bowl IV following the '69 season ... Put together a string of nine consecutive winning seasons from '65-73, compiling an 82-36 record over that span ... Was honored as either the AFL or AFC Coach of the Year four times: '62, '66, '68 and '70 ... Is enshrined in the Pro Football Hall of Fame along with six of his Chiefs players – LB Bobby Bell ('83), LB Willie Lanier ('86), QB Len Dawson ('87), DT Buck Buchanan ('90), K Jan Stenerud ('91) and CB Emmitt Thomas (2008) ... Served two seasons as the Saints head coach from '76-77, giving him a career NFL regular season record of 131-97-10 ... Enshrined in the Missouri Sports Hall of Fame in '96 ... Was an assistant coach at the University of Miami before being named the Texans head coach ... Also served as a college assistant at Purdue, SMU and Notre Dame ... Won seven letters as an athlete at Purdue, three in football and four in baseball ... Known as "The Mentor" ... Born January 3, 1923 in Chicago, Ill. and died on July 4, 2005 in Covington, La.



STRAM'S PRO COACHING RECORD



Year	Team	W	L	T	Pct.	Division Finish
1960	Dallas (AFL)	8	6	0	.571	2nd
1961	Dallas (AFL)	6	8	0	.429	2nd
1962	Dallas (AFL)	11	3	0	.786	1st
1963	Kansas City	5	7	2	.429	3rd
1964	Kansas City	7	7	0	.500	2nd
1965	Kansas City	7	5	2	.571	3rd
1966	Kansas City	11	2	1	.821	1st
1967	Kansas City	9	5	0	.643	2nd
1968	Kansas City	12	2	0	.857	2nd
1969	Kansas City	11	3	0	.786	2nd
1970	Kansas City	7	5	2	.571	2nd
1971	Kansas City	10	3	1	.750	1st
1972	Kansas City	8	6	0	.571	2nd
1973	Kansas City	7	5	2	.571	3rd
1974	Kansas City	5	9	0	.357	3rd
1976	New Orleans	4	10	0	.286	3rd
1977	New Orleans	3	11	0	.273	4th
Chiefs Totals		124	76	10	.614	
Saints Totals		7	21	0	.250	
Pro Totals		131	97	10	.571	

POSTSEASON

Year	Team	W	L	T	Pct.	Result
1962	Dallas (AFL)	1	0	0	1.000	AFL Champions
1966	Kansas City	1	1	0	.500	Lost in Super Bowl I
1968	Kansas City	0	1	0	.000	Lost in AFL Divisional Playoffs
1969	Kansas City	3	0	0	1.000	Super Bowl IV Champions
1971	Kansas City	0	1	0	.000	Lost in AFC Divisional Playoffs
Pro Totals		5	3	0	.625	

18

EMMITT THOMAS

Cornerback • 1966-78



Bishop College
Free Agent (1966)

Chiefs Hall of Fame (1986)
Pro Football Hall of Fame (2008)

The fourth member of the Chiefs vaunted defense of the '60-70s to be enshrined into the Pro Football Hall of Fame ... Patrolled the Kansas City secondary for 13 seasons and was one of the finest cornerbacks of his era ... Owns the Chiefs all-time interception record with 58, which places him 10th on the NFL's all-time list ... His 58 picks are also the fourth-highest NFL total by a pure cornerback ... Also holds the Kansas City club record with 938 interception return yards ... Returned five interceptions for touchdowns ... Led the NFL in interceptions in '74 with a team-record 12, just two shy of the league's single-season mark ... Led the AFL with nine picks in '69 ... Paced the Chiefs in interceptions in five seasons ... Registered 23.8



percent of his 63 career INTs (regular and postseason) against members of the Pro Football Hall of Fame ... Selected to four Pro Bowls ('71, '72, '74 and '75 seasons) and one AFL All-Star Game ('68 season) ... Named first-team AP All-Pro in '74 and was a second-team selection in '75 ... Played in 181 career regular season games, the seventh-highest total in club annals, as well as seven postseason contests ... Has the most postseason interceptions in Kansas City history with five, including two in the '69 AFL Championship Game and one in the Chiefs Super Bowl IV triumph over the Minnesota Vikings ... Won American Football League championships with Kansas City in '66 and '69 and was a member of the Chiefs Super Bowl I and Super Bowl IV squads ... Made the Chiefs as an undrafted free agent from Bishop College in Dallas ... Born June 3, 1943 in Angleton, Texas ... Has spent 30 seasons in the NFL coaching ranks with seven different teams ... Rejoined the Chiefs as defensive backs coach in 2010.



THOMAS' PRO STATISTICS



	Games	INTERCEPTIONS					FUMBLE
		No.	Yds.	Avg.	LG	TD	Recoveries
Chiefs Totals	181	58	938	16.2	73	5	7
Postseason	7	5	101	20.2	62	0	0

Additional Stats: Had 11 punt returns for 64 yards (5.8 avg.) and 29 kickoff returns for 673 yards (23.2 avg.).

THOMAS' PRO SCORES (5)

Date	Opponent	How Scored	Result
11/12/67	@ Boston	57-yard INT Return	W Kansas City 23, Boston 10
11/27/69	Denver	45-yard INT Return	W Kansas City 31, Denver 17
10/18/71	Pittsburgh	32-yard INT Return	W Kansas City 38, Pittsburgh 17
9/15/74	N.Y. Jets	38-yard INT Return	W Kansas City 24, N.Y. Jets 16
12/4/74	Minnesota	73-yard INT Return	L Kansas City 15, Minnesota 35

REGULAR SEASON SINGLE GAME CAREER HIGHS

Interceptions: 2, eight times, last at Denver (11/18/74) **Long INT Return:** 73 vs. Minnesota (12/4/74)
INT Return Yards: 73 vs. Minnesota (12/4/74) **Fumble Recoveries:** 2 at Dallas (11/10/75)

58

DERRICK THOMAS Linebacker • 1989-99



Alabama
Draft (No. 1 - 1989)

Chiefs Hall of Fame (2001)
Pro Football Hall of Fame (2009)

Pass rusher extraordinaire became the third Chiefs linebacker to be inducted into the Pro Football Hall of Fame ... Served as the heart and soul of the Chiefs franchise for 11 glorious seasons ('89-99) ... Was not only a bona fide star in terms of his contributions on the field, but also illuminated countless lives through his charitable efforts ... Received the '93 NFL Man of the Year Award, the '95 Byron "Whizzer" White Award and was named former President George H. W. Bush's "832nd Point of Light" ... On the field, was one of the most dominant defensive players of his day thanks to his patented sack-and-strip maneuver ... Established Chiefs career records for sacks (126.5), safeties (3), fumble recoveries (19) and forced fumbles (45) ... Only two players in NFL history own more safeties or fumble return TDs (4) ... His 126.5 sacks were the fourth-highest total ever by a linebacker at the time of his death and still rank 12th overall in NFL history ... Produced a club-record 20.0 sacks in '90, including an NFL-record 7.0 sacks vs. Seattle (11/11/90) ... A member of the Hall of Fame's All-Decade Team of the '90s, no player could top his 116.5 sacks during that decade ... The lone player in Chiefs history to see action in three different decades with his final contest coming vs. Oakland (1/2/00) ... Saw duty in 169 games (157 starts) and owns a share of another franchise mark with 10 career playoff appearances ... Won the Mack Lee Hill Award as a rookie in '89 ... Produced nine consecutive Pro Bowl berths following the '89-97 seasons, the second-highest total recorded by a player in Chiefs history ... Was the initial two-time winner ('91, '94) of the club's MVP trophy which now bears his name ... Known simply as "D.T." ... Was born January 1, 1967 in Miami, Florida, the same day the Chiefs won the '66 AFL Championship to advance to Super Bowl I. Died on February 8, 2000 in Miami, Fla. following a serious auto accident on January 23, 2000 in Kansas City, Mo.



THOMAS' PRO STATISTICS

Year	Team	G-S	TACKLES			SACKS		INTERCEPTIONS				QB			
			Solos	Asst.	Total	No.	Yds.	No.	Yds.	LG	PDs	FF	FR	Press.	
1989	Kansas City	16-16	56	19	75	10.0	95.5	0	0	--	4	3	1	55	
1990	Kansas City	15-15	47	16	63	20.0	150.0	0	0	--	5	6	2	35	
1991	Kansas City	16-15	60	19	79	13.5	112.0	0	0	--	2	4	4	42	
1992	Kansas City	16-16	54	13	67	14.5	113.0	0	0	--	2	8	3	27	
1993	Kansas City	16-15	32	11	43	8.0	50.0	0	0	--	0	4	1	47	
1994	Kansas City	16-15	67	19	86	11.0	71.0	0	0	--	5	6	3	45	
1995	Kansas City	15-15	59	12	71	8.0	57.5	0	0	--	4	2	1	54	
1996	Kansas City	16-15	49	9	58	13.0	99.0	0	0	--	4	3	1	47	
1997	Kansas City	12-10	34	21	55	9.5	56.5	0	0	--	2	3	0	34	
1998	Kansas City	15-10	40	12	54	12.0	79.0	0	0	--	1	3	2	26	
1999	Kansas City	16-16	56	21	77	7.0	65.0	1	20	20	5	3	1	32	
NFL Totals			169-158	558	170	728	126.5	948.5	1	20	20	34	45	19	444
Postseason			10-10	36	1	37	7.5	55.0	0	0	--	2	3	0	4

Additional Stats: Had four career touchdowns - a 23-yard fumble return at L.A. Rams (11/10/91), a fumble recovery in the end zone vs. Denver (12/27/92), an 86-yard fumble return at Seattle (12/5/93) and a 44-yard fumble return at Oakland (12/26/98). Had three safeties - vs. San Francisco (9/11/94), at San Diego (12/14/97) and vs. Oakland (9/6/98). Blocked a field goal vs. Pittsburgh (10/7/96).

61

CURLY CULP

Defensive Tackle • 1968-74



Arizona State
Trade (1968)

Chiefs Hall of Fame (2008)
Pro Football Hall of Fame (2013)

The fifth member of the Chiefs defense of the 1960-70s to be enshrined into the Pro Football Hall of Fame ... Becomes the seventh player and ninth member of the team's Super Bowl IV victory in 1970 to enter Canton ... An anchor of the Chiefs defensive line for seven seasons ... Heralded as



one of the quickest defensive linemen in the league ... Became a prototype for today's 3-4 nose tackle ... Starting defensive tackle on Kansas City's Super Bowl IV squad ... A member of the Chiefs 25-Year All-Time Team ... Played in AFL All-Star Game following the 1969 campaign and the Pro Bowl after the 1971 campaign ... Named AP Defensive Player of the Week for outstanding games in both 1969 and 1973 ... Claimed the unofficial sack crown for the Chiefs with 9.0 QB takedowns in 1973 ... Owned five fumble recoveries while in a Kansas City uniform ... Appeared in 82 games for the Chiefs after joining the club in a trade with Denver ... Originally entered pro football as a second-round pick of the Broncos in 1968 ... Was traded to Houston in 1974 and played eight more seasons with Houston (1974-80) and Detroit (1980-81), earning four Pro Bowl berths during his tenure with the Oilers ... Earned All-America honors from *The Sporting News* and *Time* as a collegiate player at Arizona State ... Was the NCAA heavyweight wrestling champion in 1967 and was named to the 1968 U.S. Olympic wrestling team ... Born March 10, 1946 in Yuma, Ariz.



CULP'S PRO STATISTICS



	Games	FUMBLE Recoveries	Interceptions
Chiefs Totals	82	5	0
Pro Totals	179	13	1

ENSHRINEMENT REMARKS

"You know, this is an occasion that's long been in my dreams and now lives in reality. I cannot express how glorious a feeling this is for me and my family who have long hoped with me that this day would come. So to be enshrined into the Pro Football Hall of Fame gives me joy and inspiration that would last the rest of my life ... It is an honor for me to be placed among all of these great Hall of Famers, and an honor to wear the great red and white of the Kansas City Chiefs and the blue and white of the Houston Oilers, I am now honored and humbled to wear Hall of Fame gold."

- Curley Culp • August 3, 2013



OTHER PRO FOOTBALL HALL OF FAMERS



Mike Webster, Center, 1989-90

Enshrined Pro Football Hall of Fame 1997



53



Concluded his storied 17-year NFL career with two seasons in Kansas City ('89-90), but will be remembered by most for his 15 seasons ('74-88) with the Pittsburgh Steelers ... Regarded by many as the greatest center to ever play the game ... Noted for not only his strength, toughness and durability, but also his character ... A fifth-round draft pick of the Pittsburgh Steelers out of the University of Wisconsin in '74, went on to become one of the most dominating and durable offensive linemen of his era ... Played in 245 career games (207 starts), tying the NFL record for most contests ever played by a center ... Only seven other offensive linemen in league history have seen action in more games ... A member of Pittsburgh's teams which claimed wins in Super Bowls IX, X, XIII and XIV ... A nine-time Pro Bowler and six-time All-Pro selection ... Named to both the NFL's 75th Anniversary Team and the NFL's Silver Anniversary Super Bowl squad ... Born in Tomahawk, Wis. on March 18, 1952 and died in Pittsburgh, Pennsylvania on September 24, 2002.


19



Joe Montana, Quarterback, 1993-94

Enshrined Pro Football Hall of Fame 2000

Perhaps the finest quarterback ever to step under center in pro football history ... Concluded his masterful 16-year NFL tenure with two playoff seasons in Kansas City ('93-94) ... Spent 14 seasons ('79-92) in San Francisco and guided the 49ers to wins in Super Bowls XVI, XIX, XXIII and XXIV, earning game MVP honors three times (XVI, XIX and XXIV) ... The NFL's Most Valuable Player in '89 ... Earned eight Pro Bowl bids and led the league in passing in both '87 and '89 ... The king of the late-game heroics, exhibited his "Montana Magic" with 31 career fourth-quarter comebacks ... In '93, guided the Chiefs to their first AFC West title since '71 with an 11-5 mark ... Led Kansas City on a remarkable playoff run in '93 which concluded in Kansas City's first-ever trip to the AFC Championship Game ... Also took the Chiefs to the playoffs in '94, throwing for 314 yards in his final NFL game, a 27-17 postseason loss at Miami ... Played in 192 regular season NFL games with 164 starts and started 23 career playoff games ... Retired April 18, 1995, and at that time ranked fourth in NFL history in passing yards (40,551), attempts (5,391) and TD passes (273) ... Named to NFL's 75th Anniversary All-Time Team ... Born in New Eagle, Pa. on June 11, 1956.



Note: 2000 Pro Football Hall of Fame enshrinee Ronnie Lott never played in a regular season game for Kansas City, but retired as a member of the Chiefs in the '95 preseason.

Marv Levy, Head Coach, 1978-82

Enshrined Pro Football Hall of Fame 2001



Just the 11th modern-era head coach to be elected to the Pro Football Hall of Fame ... The only coach in NFL history to guide his squad to four consecutive Super Bowls ... Spent 16½ seasons as NFL head coach, compiling a 143-112 regular season record with the Chiefs and Bills ... Produced a 31-42 record with Kansas City from '78-82 ... Joined the Chiefs after serving a five-year stint as the head coach of the CFL's Montreal Alouettes ... After inheriting a team that was coming off a 2-12 season in '77, he installed a Wing-T offense with the Chiefs in '78 ... The club made steady improvement under his guidance, posting records of 4-12 in '78, 7-9 in '79 and 8-8 in '80 ... In '81, the Chiefs finished 9-7, marking the team's first winning campaign since '73 ... His final year in Kansas City was a strike-shortened 3-6 campaign in '82 ... A veteran of three professional leagues, served one year as head coach of the USFL's Chicago Blitz in '84 ... Took over the Buffalo Bills midway through the '86 season and produced a franchise-best 112-70 regular season record and an 11-8 postseason mark over the '86-97 campaigns ... Under his guidance, the Bills won six AFC East titles, claimed AFC Championships and represented the AFC in Super Bowls XXV, XXVI, XXVII and XXVIII ... Born in Chicago, Ill. on August 3, 1925.

Marcus Allen, Running Back, 1993-97

Enshrined Pro Football Hall of Fame 2003



32



Regarded as one of the finest all-purpose performers in NFL history, playing the game with unparalleled class and professionalism ... Was presented in Canton on August 3, 2003 by his father, Harold "Red" Allen ... Signed with the Chiefs as an unrestricted free agent on June 9, 1993 ... Helped lead Kansas City to a 55-25 record and three AFC West titles in five seasons with the Chiefs ... Played in 222 regular season contests, the most of any running back in NFL history before retiring on April 9, 1998 ... Owns 145 career TDs, putting him at sixth all-time in NFL history. ... Ranks third in league annals with 123 rushing TDs, including 44 in a Chiefs uniform ... Is eighth in NFL history with 3,022 rushing attempts and 12th with 12,243 rushing yards ... His 17,654 scrimmage yards are the seventh-highest career tally in the league books ... Led the league with 1,759 rushing yards and 2,314 yards from scrimmage in '85 ... Enjoyed six Pro Bowl seasons, including one with the Chiefs in '93 ... Was named the MVP of Super Bowl XVIII after compiling 191 rushing yards ... Won Kansas City's MVP Award in both '93 and '95 ... Also threw six TD passes during his career ... Was the first player in NFL history to record 10,000 yards rushing and 5,000 yards receiving ... Claimed the Heisman Trophy as a senior at Southern California in '81 ... Entered the NFL with the Raiders as the 10th overall selection in the '82 NFL Draft ... Enshrined in both the College Football and Missouri Sports Halls of Fame in 2001 ... Has served as an analyst and feature reporter for both CBS and The NFL Network ... Was an All-America quarterback and defensive back at San Diego's Lincoln High School ... Nicknamed "Cutty" for his innate ability to make opponents miss ... Born March 26, 1960 in San Diego, Calif.



Warren Moon, Quarterback, 1999-00

Enshrined Pro Football Hall of Fame 2006

Finished his 23-year career in the CFL and NFL as the most prolific passer in pro football history ... Competed in four decades of pro competition after beginning his career with the Edmonton Eskimos in '78, leading that club to an unprecedented five consecutive Grey Cup titles from '78-82 ... Made his NFL debut with Houston in '84 and went on to spend 17 seasons in the NFL ranks, seeing duty with Houston ('84-93), Minnesota ('94-96), Seattle ('97-98) and Kansas City ('99-00) ... Registered nine Pro Bowl berths during his illustrious career ... Earned All-Pro honors with the Oilers in '90, leading the league in completions (362), attempts (584), passing yards (4,689) and TDs (33) ... Including his regular and postseason totals in both the CFL and NFL, saw duty in an incredible 324 meaningful professional games, starting 263 of those contests, producing 5,754 completions, 9,880 attempts, 73,561 yards, 464 TDs and 331 INTs ... Those 73,561 career passing yards in both leagues translate into an astounding 42.0 miles ... In 208 games (203 starts) of regular season NFL competition, completed 3,988 of 6,823 passes for 49,325 yards with 291 TDs ... Also made 10 career NFL postseason starts ... Threw for 527 yards in a 27-10 Houston win at Kansas City (12/16/90), the second-highest single-game passing performance in NFL history ... Concluded his storied career with a two-year stint in Kansas City ... Became the oldest QB to ever start for the Chiefs when he opened a contest at San Diego (11/26/00) ... Was named the NFL's Man of the Year in '89 ... Born in Los Angeles, Calif. on November 18, 1956.



Willie Roaf, Tackle, 2002-05

Enshrined Pro Football Hall of Fame 2012



77



Heralded as one of the most consistent offensive linemen in NFL history, Roaf was elected to 11 Pro Bowls during his illustrious 13-year NFL career ... His 11 Pro Bowls tied him with Cincinnati T Anthony Munoz (1998) and Baltimore T Jonathan Ogden for the most Pro Bowl berths ever by an offensive tackle ... Spent four seasons with Kansas City (2002-05) and earned Pro Bowl invitations following each of those campaigns, the highest total by any offensive tackle in Chiefs history ... Received first-team AP All-Pro honors four times during his career, including the 2003-04 campaigns with the Chiefs ... One of the most dominant players at his position during his era, Roaf was named to the All-Decade Team of the 1990s and the 2000s by the Pro Football Hall of Fame ... Blocked for a 1,000-yard rusher during three of his four seasons with the Chiefs ... RB Larry Johnson compiled 1,750 rushing yards in 2005, the second-highest single-season total in team history. RB Priest Holmes, the franchise's all-time leading rusher, produced 1,615 rushing yards in 2002, the third-best seasonal mark in club annals ... QB Trent Green did not miss a single start with Roaf protecting his blind side, as the quarterback earned Pro Bowl honors in both 2003 and 2005 ... Helped anchor an offensive line that served as the foundation for one of the most potent offensive stretches in Chiefs history ... In 2004, Kansas City set an NFL single-season record with 398 first downs and led the league in total offense for the first time in franchise history, averaging a club-record 418.4 yards per game ... Started 189 regular season games and three postseason games during his NFL career ... Entered the NFL as a first-round draft pick (eighth overall) in 1993 out of Louisiana Tech ... Joined the Chiefs in a trade with New Orleans in 2002 ... Born in Pine Bluff, Ark.

CHIEFS HALL OF FAME



In tribute to those who have made outstanding contributions to the success of the Kansas City Chiefs Football Club, the team established a Hall of Fame. New inductees are selected based on exemplary play, as well as other criteria consistent with the high standards associated with the Chiefs. The award is announced annually at the "101 Banquet," with the honoree being recognized each year at Alumni Weekend. Eleven members of the Chiefs Hall of Fame are also enshrined in the Professional Football Hall of Fame in Canton, Ohio.

Lamar Hunt, Founder, 1960-2006

Inducted 1970

For bio, see first page of Honors section.



36

Mack Lee Hill, Running Back, 1964-65

Inducted 1971

Played running back for the Chiefs for two memorable seasons ('64-65) ... Died tragically while undergoing surgery after suffering a knee injury in the next-to-last game of the '65 season at Buffalo (12/12/65) ... Made the Chiefs roster in '64 as a rookie free agent out of Southern University and wound up as the team's second-leading rusher that season with 567 yards and four touchdowns on 105 carries ... Played in the AFL All-Star game after his rookie campaign ... Gained 627 yards, second-most on the team, in his second pro season ... Saw duty in just 27 career games ... Nicknamed "The Truck" ... His number 36 is retired ... Each year since '66, the Chiefs have annually presented the Mack Lee Hill Award to the team's top rookie or first-year performer ... Born on August 17, 1940 in Quincy, Fla. and died on December 14, 1965 in Kansas City, Mo.



HILL'S CHIEFS STATISTICS

Games	Rushing						Receiving				
	No.	Yds.	Avg.	LG	TD	No.	Yds.	Avg.	LG	TD	
27	230	1,203	5.2	71	6	40	408	10.2	46	3	

Jerry Mays, Defensive Tackle/Defensive End, 1961-70

75



Inducted 1972

Was a force on the Chiefs vaunted defensive line for 10 years ... Named to the All-Time AFL Team by the Pro Football Hall of Fame ... Was selected to play in the AFL All-Star game six times, following the '62 and '64-68 seasons ... Also made an appearance in the AFC-NFC Pro Bowl after the '70 campaign ... Played in 140 games with the Chiefs after joining the club as a fifth-round pick of the Dallas Texans in the '61 AFL Draft ... Was a starter at left defensive end on the Chiefs Super Bowl IV championship team ... Broke into pro football as a defensive tackle during his rookie campaign before switching to defensive end later that year ... Was a college standout at SMU ... Born November 24, 1939 in Dallas, Texas and died on July 17, 1994 in Lake Lewisville, Texas.

84

Fred Arbanas, Tight End, 1961-70

Inducted 1973

Was considered one of pro football's finest tight ends during his 10 seasons with the Texans/Chiefs ... Named to the All-Time AFL Team by the Pro Football Hall of Fame ... Was a five-time AFL All-Star, earning a spot on that squad following the '62-65 and '67 seasons ... Earned All-AFL honors on six occasions ... Was known for his tenacious blocking and courage ... Lost the sight in one eye in an accident in December of '64, but came back strong to earn All-AFL accolades the following season ... Member of Kansas City's Super Bowl IV title team ... Played in 118 games, catching 198 passes for 3,101 yards and 34 TDs ... Was a seventh-round pick of the Texans after a stellar college career at Michigan State ... Inducted into the Missouri Sports Hall of Fame in '97... Born on January 14, 1939 in Detroit, Mich.



ARBANAS' CHIEFS STATISTICS

Games	Receiving						Rushing				
	No.	Yds.	Avg.	LG	TD	No.	Yds.	Avg.	LG	TD	
118	198	3,101	15.7	67	34	4	15	3.8	8	0	

Johnny Robinson, Halfback/Safety, 1960-71

42



Inducted 1974

Excelled as both a halfback ('60-61) and safety ('62-71) ... Named to the AFL's All-Time Team by the Pro Football Hall of Fame as a safety ... Was the third-leading interceptor in AFL history with 43 ... His 57 career interceptions rank second in team history ... Led the AFL in picks with 10 in '66 and topped the NFL in '70 with 10 ... The Texans/Chiefs recorded a remarkable 35-1-1 record in games when he had an interception ... Was a six-time All-AFL selection ('63-68) and played in the AFC-NFC Pro Bowl following the '70 season ... Played in 164 career games ... As a halfback during the franchise's first two seasons, he rushed for 658 yards and six TDs on 150 carries and caught 77 passes for 1,228 yards and nine scores ... Was a first-round pick of the Texans in '60 ... Was also a first-round pick of the NFL's Detroit Lions ... Was a member of the Chiefs Super

Bowl IV championship team and LSU's '59 National Championship squad ... Also enshrined in the Missouri Sports Hall of Fame ... Born September 9, 1938 in Delhi, La.

ROBINSON'S CHIEFS STATISTICS

G	Rushing					Receiving				Punt Returns				Interceptions					
	No.	Yds.	Avg.	TD		No.	Yds.	Avg.	TD	No.	Yds.	Avg.	TD	No.	Yds.	Avg.	LG	TD	FR
164	150	658	4.4	6		77	1,228	15.9	9	3	29	9.7	0	57	741	13.0	57	1	6

88

Chris Burford, End, 1960-67

Inducted 1975

Led the Texans/Chiefs in pass receptions in four of his eight seasons: '61-63 and '65 ... Was an AFL All-Star in '61 and a first-team All-AFL pick in '62 ... Played in 103 regular season contests ... Ranks fourth in franchise history in pass receptions (391) and sixth in receiving yards (5,505) ... His 55 career TD grabs are the third-most in club annals ... Caught a team-record 12 TD passes during the '62 season ... Member of AFL championship squads in '62 and '66 ... Tied with WR Otis Taylor with a team-high 58 catches during the club's Super Bowl I season in '66 ... Joined Texans as a first-round pick in '60 ... As a senior at Stanford in '59, he set an NCAA record with 61 catches ... Was enshrined in the College Football Hall of Fame in '95 ... Born January 31, 1938 in Oakland, Calif.



BURFORD'S CHIEFS STATISTICS

Games	Receiving					Rushing				
	No.	Yds.	Avg.	LG	TD	No.	Yds.	Avg.	LG	TD
103	391	5,505	14.1	69	55	3	10	3.3	13	0

E.J. Holub, Center/Linebacker, 1961-70

55



Inducted 1976

One of the most fiery competitors in franchise history ... Distinguished himself as both a linebacker ('61-67) and center ('68-70) ... Named to five AFL All-Star affairs as a linebacker, following the '61-62 and '64-66 seasons ... Given name was Emil Joe, but was known simply as E.J. or as the Chiefs "Holler Guy" ... Was the starting center on Kansas City's Super Bowl IV title team ... Played in 127 games after joining the Chiefs as a first-round draft pick of the Texans in '61 ... Made nine career interceptions ... Is one of the best players to ever come out of Texas Tech, where his career earned him a place in the College Football Hall of Fame in '86 ... Born January 5, 1938 in Schulenburg, Texas.

77

Jim Tyrer, Tackle, 1961-73

Inducted 1977

Considered by many to be the finest offensive tackle of his era ... Was selected to the AFL All-Star team or AFC-NFC Pro Bowl nine times ... Named to the All-Time AFL Team by the Pro Football Hall of Fame ... Was a starter in each of his 13 pro seasons, playing in 180 games ... His string of 180 straight games played is the third-longest streak in club history ... Named AFL Offensive Lineman of the Year in '69 ... Served on all three of the franchise's AFL Championship squads and was the starter at left tackle for the Chiefs in Super Bowl IV ... Also played one season with the Washington Redskins in '74 ... Was a college All-America choice at Ohio State and was chosen by the Texans in the third round of the '61 AFL Draft ... Born February 25, 1939 in Newark, Ohio and died on September 15, 1980 in Kansas City, Mo.



Mike Garrett, Running Back, 1966-70

21



Inducted 1978

Spent five very productive seasons with the Chiefs before finishing his NFL career with the San Diego Chargers (’70-73) ... Is the seventh-leading rusher in Chiefs history, churning out 3,246 yards and 24 touchdowns on 736 carries ... Also caught 141 passes for 1,231 yards and seven scores ... Led team in rushing three times, including the ’67 season when he gained 1,087 yards ... Was an All-AFL choice in ’66-67 ... Scored a five-yard TD against the Minnesota Vikings in Super Bowl IV victory running “65 toss power trap” ... Winner of the ’65 Heisman Trophy ... Inducted into the College Football Hall of Fame in ’85 ... Started Southern Cal’s long legacy of talented tailbacks ... Was selected by Kansas City in the 20th round of the ’66 AFL Draft ... Born April 12, 1944 in Los Angeles, Calif.

GARRETT’S CHIEFS STATISTICS

Games	Rushing						Receiving					Punt Returns				
	No.	Yds.	Avg.	LG	TD	No.	Yds.	Avg.	LG	TD	No.	Yds.	Avg.	LG	TD	
58	736	3,246	4.4	77	24	141	1,231	8.7	43	7	34	223	6.6	79	1	

16

Len Dawson, Quarterback, 1962-75

Inducted 1979

For bio, see fourth page of Honors section.

Bobby Bell, Linebacker, 1963-74

78

Inducted 1980

For bio, see second page of Honors section.

86

Buck Buchanan, Defensive Tackle, 1963-75

Inducted 1981

For bio, see fifth page of Honors section.

Otis Taylor, Wide Receiver, 1965-75

89



Inducted 1982

Was one of the best and most exciting wide receivers of his era ... Played in one AFL All-Star game after the ’66 season and two AFC-NFC Pro Bowls, following the ’71-72 campaigns ... Played in 130 regular season games ... His 7,306 receiving yards, 57 TD receptions and 19 100-yard games all rank second in team history, while his 410 career receptions rank third ... Twice topped the 1,000-yard receiving mark in a season, getting 1,297 in ’66 and 1,110 in ’71 ... Led Chiefs in pass receptions on five occasions (’66-67 and ’70-72) ... Hauled in a dazzling 46-yard TD pass in Super Bowl IV labeled as “the signature play in team history” by Lamar Hunt ... Had his college number 17 retired by Prairie View A&M ... Was a fourth-round pick of the Chiefs in the ’65 AFL Draft ... Spent several years as a scout for the Chiefs following his playing career ... Became a member

TAYLOR’S CHIEFS STATISTICS

Games	Receiving						Rushing				
	No.	Yds.	Avg.	LG	TD	No.	Yds.	Avg.	LG	TD	
130	410	7,306	17.8	89	57	30	161	5.4	30	3	

71

Ed Budde, Guard, 1963-76

Inducted 1984

Was the finest offensive guard to play in the AFL ... Was named to the AFL’s All-Time Team by the Pro Football Hall of Fame ... Was named to play in the AFL All-Star game or AFC-NFC Pro Bowl eight times, following the ’63 and ’65-71 seasons ... Was a starter during each of the Chiefs two Super Bowl appearances ... His 14 seasons with the Chiefs are tied for the second-most in team history ... Saw action in 177 career regular season games ... Was a first-team All-AFL pick in ’66 and ’69 ... His son, Brad, played for the Chiefs from ’80-86 ... Selected by Kansas City in the first round of the ’63 AFL Draft ... Was a college standout at Michigan State ... Was inducted into the Missouri Sports Hall of Fame in ’98 ... Born November 2, 1940 in Highland Park, Mich.



Willie Lanier, Linebacker, 1967-77

63

Inducted 1985

For bio, see third page of Honors section.

18

Emmitt Thomas, Cornerback, 1966-78

Inducted 1986

For bio, see eighth page of Honors section.

Hank Stram, Head Coach, 1960-74



Inducted 1987

For bio, see seventh page of Honors section.

44

Jerrel Wilson, Punter, 1963-77

Inducted 1988

Considered one of the top punters to ever play the game ... Was named to the All-Time AFL team by the Pro Football Hall of Fame ... Played more seasons (15) than any player in team history, while his 203 games played rank third in club annals ... Owns franchise records for most punts in a career (1,018), as well as records for gross average in a season (45.5) and game (56.4) ... His 43.4-yard career average ranks second in club annals ... Owns the NFL record for most seasons leading the league in punting average, doing so four times ('65, '68, '72-73) ... Owns the Super Bowl record for career punting average (46.5) ... Known as both "Thunderfoot" and "Duck" ... Had four career punts over 70 yards ... Named to three AFC-NFC Pro Bowl squads ... Was a center at Southern Mississippi ... Played some running back early in his pro career ... Spent one season with the New England Patriots in '78 ... Drafted by Kansas City in the 11th round of the '63 AFL Draft ... Born October 4, 1941 in New Orleans, La. and died on April 9, 2005 in Bronson, Texas.



WILSON'S CHIEFS STATISTICS

Games	Punting						Rushing				
	No.	Yds.	Avg.	LG	Blk	Net Avg.	No.	Yds.	Avg.	LG	TD
203	1,018	44,218	43.4	72	12	35.4	21	53	2.5	12	0

Ed Podolak, Running Back, 1969-77

14



Inducted 1989

Is one of the toughest, most hard-nosed players to ever don a Chiefs uniform ... Played in 104 regular season games (66 starts) ... Is the Chiefs fourth all-time leading rusher with 4,451 yards on 1,157 carries and ranks sixth with 34 TDs ... Was also an excellent pass receiver and return man ... Caught 288 passes for 2,456 yards and six scores while averaging 8.6 yards per punt return and 20.5 yards per kickoff return ... His 8,343 career combined net yards are the fifth-most in club history ... Had one of the finest all-around performances in pro football history on Christmas Day '71, when he had an NFL single-game postseason record 350 total yards in a double OT playoff loss to Miami; had 85 rushing yards, 110 receiving yards and 155 yards on returns ... Led Kansas City in rushing five times, while pacing the squad in receiving and punt returns three times apiece ... Selected by the Chiefs in the second round of the '69 draft ... Played QB and RB at the University of Iowa and does color commentary for the Hawkeye Radio Network ... Born September 1, 1947 in Atlantic, Iowa.

PODOLAK'S CHIEFS STATISTICS

G-S	Rushing				Receiving				Kickoff Returns				Punt Returns			
	No.	Yds.	Avg.	LG TD	No.	Yds.	Avg.	LG TD	No.	Yds.	Avg.	LG TD	No.	Yds.	Avg.	LG TD
104-66	1,157	4,451	3.8	65 34	288	2,456	8.5	59 6	34	697	20.5	38 0	86	739	8.6	60 0

51

Jim Lynch, Linebacker, 1967-77

Inducted 1990

Teamed with Pro Football Hall of Famers Willie Lanier and Bobby Bell to form one of the finest linebacker trios the game has ever seen ... The trio played together for eight memorable seasons ('67-74) ... Played in 151 games, including a string of 148 in a row ... Manned the right linebacker spot, where he recorded 17 interceptions ... Also produced 14 fumble recoveries, tying for the fifth-highest total in franchise history ... Had four seasons where he recorded three interceptions and two campaigns with three fumble recoveries ... Helped Chiefs to a huge victory over the Minnesota Vikings in Super Bowl IV, making four tackles ... Played in AFL All-Star game following the '68 season ... Was the co-captain of Notre Dame's '66 National Championship team and won the Maxwell Award as the nation's outstanding defensive player ... Enshrined in the College Football Hall of Fame in '92 ... Was a second-round pick of Kansas City in '67 ... Born August 28, 1945 in Lima, Ohio.



Abner Haynes, Running Back, 1960-64

28

Inducted 1991



Exciting running back and return specialist who still owns or shares four franchise records, including most points in a game (30), most touchdowns in a game (five) and most rushing touchdowns in a game (four), while tying for third in team history with 8,447 career combined net yards ... Is the fifth-leading rusher in team history (3,814) ... Played in 70 regular season games ... Led club in rushing four times: '60-62 and '64 ... Selected as the AFL's first Player of the Year in '60 when he led the league with 875 rushing yards ... Became the franchise's initial 1,000-yard rusher, getting 1,049 during the '62 AFL title season ... Named All-AFL from '60-62 ... In '65 he was traded to the Denver Broncos, where he spent two seasons ... Also played with the N.Y. Jets and Miami Dolphins ... Originally a first-round pick of the Oakland Raiders in '60 ... Was a college standout at North Texas ... Born September 19, 1937 in Denton, Texas.

HAYNES' CHIEFS STATISTICS

G	Rushing					Receiving					Kickoff Returns				Punt Returns			
	No.	Yds.	Avg.	LG	TD	No.	Yds.	Avg.	LG	TD	No.	Yds.	Avg.	TD	No.	Yds.	Avg.	TD
65	793	3,810	4.8	80	39	199	2,739	13.8	78	17	52	1,326	25.5	1	55	598	10.9	0

3

Jan Stenerud, Kicker, 1967-79

Inducted 1992

For bio, see page 366.

Sherrill Headrick, Linebacker, 1960-67

69

Inducted 1993




Hard-nosed, all-giving linebacker whose teammates called him "Psycho" for his rambunctious nature and style of play ... Named to four All-AFL All-Star squads ('61-62, '65-66) ... Played in 108 regular season contests and named All-Pro five times as one of the league's best middle linebackers ... Played one season at offensive guard, center and linebacker in Canada ('59) before joining the Texans for the initial AFL season in '60 ... Left TCU after three seasons ... Signed with the Texans as a free agent ... Had 14 interceptions during his eight-year Texans/Chiefs career, returning three for touchdowns ... Played in '62 and '66 AFL title game wins and Super Bowl I ... Was selected by the Cincinnati Bengals in the '68 AFL Expansion Draft and played with that club for one season ... Born March 13, 1937 in Waco, Texas.

58

Jack Rudnay, Center, 1969-82

Inducted 1994

Was regarded as one of the NFL's finest centers during the '70s ... Determined, gutsy, tough and humorous are probably the four best words that describe him ... Was the AFC's starting center in the Pro Bowl four straight times, following the '73-76 seasons ... Played in 178 games with the Chiefs, the fourth-most ever by a Kansas City offensive lineman, while his 171 starts are the third-most ever by a Chiefs player ... Put together an incredible string of 144 straight games played, beginning with the '70 season and lasting through the entire decade ... A fourth-round draft choice in '69, he missed the Chiefs Super Bowl IV season as a result of a back injury suffered in the College All-Star Game following his senior year at Northwestern ... Played both center and defensive tackle at Northwestern ... Born November 20, 1947 in Cleveland, Ohio.



Curtis McClinton, Running Back/Tight End, 1962-69

32



Inducted 1995

Is the eighth-leading rusher in franchise history ... Was one of the early stars of the AFL ... Had 762 rushing attempts for 3,124 yards and 18 touchdowns ... Also caught 154 passes for 1,945 yards and 14 scores ... Played in 107 regular season games ... Made three AFL All-Star games following the '62 and '66-67 seasons and was named the Outstanding Player of the '62 game ... Was a member of both Chiefs Super Bowl teams and all three AFL title clubs ... Was named the AFL Rookie of the Year in '62, when he rushed for 604 yards and caught 29 passes for 333 yards ... Was the first AFL player to score a TD in a Super Bowl, catching a seven-yard pass in the second quarter of Super Bowl I ... Was a backup tight end on the Super Bowl IV championship squad ... Selected as a future choice by the Texans in the 14th round of the '61 AFL Draft ... Rushed for 1,377 yards as a college halfback at the University of Kansas ... Has been inducted into both the Missouri and Kansas Sports Halls of Fame ... Nicknamed "The Count" ... Born June 25, 1939 in Muskogee, Okla.

McCLINTON'S CHIEFS STATISTICS

Games	Rushing						Receiving				
	No.	Yds.	Avg.	LG	TD	No.	Yds.	Avg.	LG	TD	
107	762	3,124	4.1	69	18	154	1,945	12.6	69	14	

20

Deron Cherry, Safety, 1981-91

Inducted 1996

Is one of the most celebrated and popular players in franchise history ... Was the finest free safety in the AFC throughout the '80s, grabbing six straight Pro Bowl berths following the '83-88 seasons, including five as a starter in the game ... Was selected to the Chiefs 25-Year Anniversary Team in '87 ... Entered the pro ranks as a rookie free agent punter, making him one of the most successful free agents in NFL history ... Owner of six 100-tackle seasons ... In 148 career games (124 starts), had 927 tackles, 50 interceptions, 15 fumble recoveries and three touchdowns ... Ranks third on the team's all-time interception list ... Led Chiefs in tackles four times and in interceptions on six occasions ... Won AFC interception title in '86 with nine pickoffs ... Was a strong safety and punter at Rutgers and was a high school quarterback ... Inducted into the Missouri Sports Hall of Fame in 2002 ... Is one of nine partners of the NFL's Jacksonville Jaguars ... Born September 12, 1959 in Palmyra, N.J.



CHERRY'S CHIEFS STATISTICS

G-S	Interceptions					Tackles			Sacks		
	No.	Yds.	Avg.	LG	TD	Solos	Asst.	Total	No.	Yds.	FR
148-124	50	688	13.8	67	1	597	360	927	3.5	24.0	14

Dave Hill, Tackle, 1963-74

73



Inducted 1997

Exceptional offensive tackle manned the right side of the Chiefs line for 12 superb seasons ... Was a member of two AFL championship teams ('66 and '69) and both Chiefs squads that went to the Super Bowl ... Was the starting right tackle in Kansas City's Super Bowl IV victory over the Minnesota Vikings ... Played in 150 regular season games and did not miss a contest for nine straight seasons ('64-72) ... Was considered one of the game's best pass protectors during his career ... Selected by Kansas City in the 24th round of the '63 AFL Draft ... Was an outstanding collegiate tackle at Auburn University ... Born February 1, 1941 in Lanett, Ala.

CHIEFS HONOR GROVE



A grove of over 40 stately Giant Redwoods was planted in the Southeast corner of the Truman Sports Complex on April 15, 2002 in conjunction with the Chiefs 40th Anniversary Season in Kansas City. The selection of the tree species by Founder Lamar Hunt originated from a statement made by Vikings QB Joe Kapp following Super Bowl IV: "The Chiefs defensive line was very active and looked like a Redwood Forest." The "Chiefs Honor Grove" features permanent markers honoring the team's Hall of Fame players, whose names adorn the lockers of the Chiefs Hall of Honor presented by Time Warner Cable. During the Chiefs Alumni Weekend each year, an additional tree is planted in honor of the most recent Chiefs Hall of Fame inductee.

Inducted 1998

Was a force against the run as well as an unstoppable pass rusher ... Was a four-time Pro Bowl selection, following the '80-82 and '84 seasons ... Named the Chiefs Most Valuable Player twice ('80 and '84) ... Started all 136 appearances he made in a Kansas City uniform ... Is third on the Chiefs all-time sack list with 73.0 ... Is second in team history with 992 tackles and also had 11 fumble recoveries ... Led team in sacks on six occasions and topped the team's tackle chart three times ... Recorded a Pro Bowl-record 85-yard fumble return TD in the '85 game ... Had two seasons ('80 and '84) with 14.5 sacks ... Was the second overall player taken in the '78 NFL Draft (Houston RB Earl Campbell was the first) ... Was traded to Buffalo in '88 where he played two years ... Inducted into the Missouri Sports Hall of Fame in 2005 ... Was the Southeastern Conference Player of the Year as a senior at the University of Kentucky ... Born December 5, 1955 in Camden, N.J.

**STILL'S CHIEFS STATISTICS**

G-S	Tackles			Sacks		FR
	Solos	Asst.	Total	No.	Yds	
136-136	699	293	992	73.0	517.0	11

Lloyd Burruss, Safety, 1981-91**Inducted 1999**

The first Chiefs player to ever be the Mack Lee Hill Award winner ('81), the team's MVP ('85) and a member of the Chiefs Hall of Fame ... Was one of the premier strong safeties in the NFL throughout the '80s ... Played in 145 regular season games (103 starts) ... During that decade, he averaged 63 tackles per season, while recording 20 interceptions and scoring five touchdowns ... Gained league-wide recognition in '86 with his only Pro Bowl berth ... Was Kansas City's starting strong safety from '81-88 ... Returned four of his 22 interceptions for a touchdown ... Only Bobby Bell (six), Emmitt Thomas (five) and Jim Kearney (five) have returned more interceptions for scores in Kansas City history ... Owns team record for interception return yardage (121) in a game ... Is co-holder of NFL and team records for interceptions returned for a touchdown in a game with two (KC's Jim Kearney, Derrick Johnson and 23 others share the league mark) ... Extremely productive player produced 628 tackles, 22 interceptions, seven fumble recoveries and 3.5 sacks ... Was a four-year starter at the University of Maryland ... Born October 31, 1957 in Charlottesville, Va.

BURRUSS' CHIEFS STATISTICS

G-S	Interceptions					Tackles			Sacks		
	No.	Yds.	Avg.	LG	TD	Solos	Asst.	Total	No.	Yds.	FR
145-103	22	509	23.1	83	4	429	199	628	3.5	21.0	7

Christian Okoye, Running Back, 1987-92**Inducted 2000**

Unquestionably the most powerful runner ever to wear the Red and Gold ... Nicknamed "The Nigerian Nightmare" ... Doled out plenty of punishment during his six seasons with Kansas City ... His 1,246 rushing attempts rank third in franchise annals, while his 4,897 rushing yards rank as the third-highest total in Chiefs history ... Still holds the second-highest marks in club annals for rushing attempts in a season (370 in '89) and attempts in a game (38) ... Is third in team history with 14 career 100-yard games ... Racked up those numbers in just 79 games (65 starts) ... Became just the second Chief ever to lead the league in rushing, gaining an NFL-best 1,480 yards in '89 ... His 40 career rushing TDs rank fourth in Kansas City history ... Just the second Chiefs player ever to earn the club's Mack Lee Hill Award ('87), team MVP honors ('89) and be enshrined in the Chiefs Hall of Fame ... Was a Pro Bowl pick following the '89 and '91 seasons ... Originally came to the United States in '82 to compete in track and field at Azusa Pacific ... Joined the Azusa football squad in '84 and after just three seasons of organized football was a second-round draft choice of Kansas City in '87 ... Enshrined in the Missouri Sports Hall of Fame in 2003 ... The name Okoye in Nigerian means "Blessed on Sundays" ... Born August 16, 1961 in Enugu, Nigeria.

**OKOYE'S CHIEFS STATISTICS**

G-S	Rushing					Receiving				
	No.	Yds.	Avg.	LG	TD	No.	Yds.	Avg.	LG	TD
79-65	1,246	4,897	3.9	59	40	42	294	7.0	22	0

Inducted 2001

For bio, see ninth page of Honors section.

76

John Alt, Tackle, 1984-96

Inducted 2002



Monumental Minnesotan anchored Kansas City's offensive line for 13 seasons from his left tackle post ... The stoic standard-bearer by which all future Kansas City left tackles will be judged ... Played a prodigious part in the resurgence of the Chiefs franchise in the '90s ... Will Shields (224) and Jim Tyrer (180) are the only offensive linemen in team history to play in more games than Alt (179) ... Started 149 of those games and owns a share of a franchise record by making 10 career playoff appearances, including the '93 AFC Championship Game ... Earned back-to-back Pro Bowl trips following the '92 and '93 seasons ... An All-Pro pick in '90-91 ... A prolific pass protector, also helped Kansas City perennially produce some of the best rushing numbers in the '90s ... The Chiefs led the NFL in rushing for the first time in team history in '95 and produced five top 10 finishes during his tenure ... Former collegiate tight end claims to have "eaten his way" out of that position before moving to tackle at the University of Iowa ... Was a first-round draft choice in '84, the third offensive lineman selected overall ... Born May 30, 1962 in Stuttgart, Germany.

Gary Spani, Linebacker, 1978-86



Inducted 2003

The all-time leading tackler in Chiefs history with 999 career stops ... Played his inside linebacker post with tenacity and toughness for nine stellar seasons ... Led the club in tackles for four straight years ('78-81) and posted five 100-tackle campaigns ... His single-season record of 157 tackles in '79 stood until 2002 ... Played in 124 regular season contests (108 starts), averaging an impressive 8.1 tackles per game ... Accumulated 9.5 sacks, nine fumble recoveries and scored two TDs ... Was voted the Miller/NFL "Man of the Year" in '83 and O'Grady's "Crunchman of the Year" in '84 ... Helped guide the club to its first playoff berth in 15 years in '86 ... Joined the Chiefs as a third-round draft choice in '78 ... Was the first-ever consensus All-America performer at Kansas State ... Was enshrined in the College Football Hall of Fame in 2003 ... Inducted into the Kansas Sports Hall of

Fame in 2004 and the Missouri Sports Hall of Fame in 2006 ... Has served as a member of the Chiefs front office since '89 and currently serves as the club's Director of Special Events ... Born January 9, 1956 in Satanta, Kansas and attended high school in Manhattan, Kan., making him the only native-born Kansan in the Chiefs Hall of Fame.

SPANI'S CHIEFS STATISTICS

G-S	Tackles			Sacks		Interceptions					
	Solos	Asst.	Total	No.	Yds	No.	Yds.	Avg.	LG	TDs	FR
124-108	669	330	999	9.5	76.5	2	71	35.5	47	1	9

37

Joe Delaney, Running Back, 1981-82

Inducted 2004



Electrifying runner whose promising career was tragically cut short after just two NFL seasons ... Unassuming and humble off the field, was simply amazing once he stepped between the stripes ... Burst onto the NFL scene as the AFC Rookie of the Year in '81 when he earned a trip to the Pro Bowl and was named Chiefs MVP after establishing a then-franchise record with 1,121 rushing yards ... Helped propel the '81 Chiefs to a 9-7 record, the club's first winning season since '73 ... After coming off the bench to record 101 rushing yards in his initial NFL action at New England (10/4/81), ran for 106 yards and registered 104 receiving yards in his initial pro start vs. Oakland (10/11/81) ... His 193-yard outing vs. Houston (11/15/81) remains the seventh-highest single-game rushing output in franchise history ... In just 23 career games, amassed 329 carries for 1,501 yards with three TDs, as well as 33 receptions for 299 yards ... Joined the Chiefs as a second-round draft choice out of Northwestern Louisiana where was a part of the school's NCAA Division I champion 4x100 meter relay team ... Born October 30, 1958 in Henderson, Texas ... Drowned on June 29, 1983 attempting to save the lives of three youngsters in Monroe, La. and was buried on July 4, 1983 in Haughton, La. ... Posthumously awarded the Presidential Citizen's Medal by Ronald Reagan on July 13, 1983 ... Received the NCAA Award of Valor in '84 and was enshrined in the College Football Hall of Fame in '97.

DELANEY'S CHIEFS STATISTICS

G-S	Rushing						Receiving					Kickoff Returns				
	No.	Yds.	Avg.	LG	TD	No.	Yds.	Avg.	LG	TD	No.	Yds.	Avg.	LG	TD	
23-17	329	1,501	4.6	82t	3	33	299	9.1	61	0	1	11	11.0	11	0	



Inducted 2005

The only individual other than Lamar Hunt who was involved with the Texans/Chiefs franchise every year from '60 until the time of Hunt's passing ... Joins Hunt as the only individual other than a player or coach to be inducted in the Chiefs Hall of Fame ... "Jack's contributions to the American Football League, Arrowhead Stadium and the Chiefs franchise have helped positively define the sport in Mid-America," Hunt remarked ... Served in the club's top management position for 29 years as both General Manager from November of '60 to '76 and President from '77 to '88 ... Was instrumental in the franchise's move from Dallas to Kansas City in '63 ... His lobbying efforts for a dual-stadium concept eventually evolved into the Truman Sports Complex, a lasting reminder of his foresight and a project whose design, development and construction he oversaw ... The Chiefs captured three AFL titles as he and head coach Hank Stram guided the franchise's fortunes with the club's finest hour coming with a victory in Super Bowl IV ... Noted for his many charitable and philanthropic efforts, was honored as the "Kansas Citizen of the Year" in '88 by the Chamber of Commerce of Greater Kansas City ... Recognized as an innovative and successful businessman, held the post of Chairman of the Board for the franchise from '89-04 and served as Vice Chairman of the Board from 2005-07.

90

Neil Smith, Defensive End 1988-96

Inducted 2006

Was one of the bedrocks upon which the Chiefs defensive dominance of the '90s was built ... Paired with LB Derrick Thomas to forge one of the most feared pass rushing duos in NFL history ... Served as a foundation for a franchise-record string of six straight postseason appearances from '90-95, making nine playoff starts over that span ... Possessed an imposing seven-foot wingspan that helped wreck havoc on opponents and allowed him to make a myriad of momentum-changing plays ... Accumulated 86.5 sacks and 29 forced fumbles in Kansas City – totals that both rank second in Chiefs history behind only Thomas – in addition to blocking five FGs ... Will forever be intrinsically linked with his "little buddy" Thomas, but his individual accomplishments clearly stand on their own merit ... Registered double-digit sacks for four straight seasons from '92-95, leading the team or tying for the team lead with Thomas each of those years ... Voted team MVP following the '92 campaign when he had 14.5 sacks and followed up that performance with a career-high 15.0 sacks in '93 ... Played in 138 regular season games for Kansas City, accumulating 546 tackles (403 solo), three INTs with one TD, 13 fumble recoveries with one TD and 22 passes defended ... Departed Kansas City following the '96 campaign and won a pair of Super Bowl rings with Denver, but it was in Kansas City where his legacy as one of the NFL's most dominant defensive performers of the '90s was clearly solidified ... The Chiefs traded up with Detroit to select Smith with the second overall pick in the '88 NFL Draft ... Was an All-America performer at the University of Nebraska ... Born April 10, 1966 in New Orleans, La.



SMITH'S CHIEFS STATISTICS											
G-S	Tackles			Fumbles		Sacks		INTs		Passes	QB
	Solos	Asst.	Total	Rec.	For.	No.	Yds	No.	Yds.	Defensed	Pressures
138-127	403	143	546	13	29	86.5	642.5	3	66	22	346

Albert Lewis, Cornerback, 1983-93

29



Inducted 2007

Vaunted cover man was a lynchpin for the league's most decorated secondary unit for over a decade ... Picked off 20 passes during his first four professional campaigns before opponents finally decided it wasn't a good idea to test him ... Four-time Pro Bowl cornerback concluded his Chiefs tenure with 38 career interceptions, the fifth-highest total in franchise history ... In addition to his exemplary coverage skills, possessed tremendous speed off the edge and owned an uncanny ability to stretch out his body on special teams ... Utilized those rare traits to become the most adept kick blocker in franchise history, swatting down a team-record 10 punts, four of which were returned by the Chiefs for a TD ... Named Kansas City's MVP following the '86 season when he accounted for 69 tackles (61 solo), four INTs, two fumble recoveries, a sack and a blocked punt ... Also earned a spot on the Chiefs 25-Year All-Time Team in '87 ... Helped lead the club to five playoff berths and was a member of the '93 squad that reached the AFC Championship Game ... Saw duty in 150 games (128 starts) for the Red and Gold, accumulating 555 tackles (450 solo), 38 INTs, 11 fumble recoveries and 4.5 sacks ... Spent the final five years of his professional career with Oakland, but it was in a Chiefs uniform where he built his reputation as one of the most respected cornerbacks of his era ... Joined the club as a third-round selection in the '83 NFL Draft out of Grambling ... Born October 6, 1960 in Mansfield, La.

LEWIS' CHIEFS STATISTICS											
G-S	Interceptions					Tackles			Sacks	FR	Blocked Punts
	No.	Yds.	Avg.	LG	TD	Solos	Asst.	Total			
150-128	38	329	8.7	34	0	450	105	555	4.5	11	10

Nick Lowery, Kicker, 1980-93

8



Inducted 2009

The all-time leading scorer in franchise history, accumulated 1,466 career points in 14 seasons with the Red and Gold ... Clutch kicker also holds Chiefs career records for made field goals (329), PATs made (479) and PATs attempted (483) ... Three-time Pro Bowl performer was one of the most accurate long-distance kickers in league history, connecting on a team-record 20 FGs from 50 yards or longer during his illustrious career ... Owns the three longest FGs in Chiefs annals, including a pair of 58-yard efforts ... Registered a team-record 14 game-winning FGs during his tenure in Kansas City, seven of which came from 40 yards or more ... Enjoyed a Pro Bowl campaign in '90 as the Chiefs made the playoffs, setting a franchise single-season record with 34 made FGs and scoring 139 points, the highest tally ever for a Kansas City kicker ...

Only P Jerrel Wilson (15) played more seasons and only G Will Shields (224) played in more games in a Chiefs uniform ... Was a member of five Chiefs playoff squads ... Based on his 17-year NFL career totals with New England ('78), Kansas City ('80-93) and the N.Y. Jets ('94-96), ranks eighth in NFL history in made FGs (383) and is 10th in points (1,711) ... Converted 80.2% of his FGs (329 of 410) and 99.3% of his PATs (479 of 483) with Kansas City ... Before landing with the Chiefs as a free agent in '80, had been cut 11 times by eight clubs over a two-year span ... The lone Chiefs player to ever hail from Dartmouth, was involved in efforts that assisted three different U.S. Presidents (Reagan, H.W. Bush and Clinton) ... Was the winner of the '93 Byron "Whizzer" White Award ... Born May 27, 1956 in Munich, Germany.

LOWERY'S CHIEFS STATISTICS

G-S	Field Goals			LG	PATs	Points	50-yard FGs	Game-Winning FGs
	Made	Att.	Pct.					
212-0	329	410	80.2	58	479-483	1,466	20	14



Marty Schottenheimer, Head Coach, 1989-98

Inducted 2010



Owning the best winning percentage of any head coach in Chiefs history, became the 40th inductee into the Chiefs Hall of Fame ... Joins Pro Football Hall of Fame enshrinee Hank Stram as only the second coach to be enshrined in this prestigious group ... Compiled a 101-58-1 regular season record at the helm of the Chiefs, giving him a .634 winning percentage ... Won 101 regular season games during his tenure, the highest total during any 10-year span in the franchise's storied 50-year history ... Buffalo (111) was the only AFC club to win more games in the '90s than Kansas City (109) ... Guided Kansas City to seven playoff appearances and coached in 10 postseason contests, the highest totals of any Chiefs head coach. ... Led the club to the playoffs seven times in the '90s, making Kansas City one of just three clubs to achieve that feat ... Captured AFC West titles in '93, '95 and '97 in addition to leading Kansas City to its first-ever appearance in the AFC Championship Game following the '93 campaign ... Coached his Chiefs teams to a 62-18 (.775) regular season home record at Arrowhead, marking the third-best home record in the NFL over that 10-year span ... Registered 30 seasons as a coach in the NFL ranks, including 21 seasons as a head coach with Cleveland ('84-88), Kansas City ('89-98), Washington (2001) and San Diego (2002-06) ... Concluded his NFL head coaching tenure with a 200-126-1 (.613) regular season record and 13 playoff appearances ... Only four coaches in NFL history posted more regular season wins and all are enshrined in the Pro Football Hall of Fame - Don Shula (328), George Halas (318), Tom Landry (250) and Curly Lambeau (226) ... One of only five coaches to lead three different clubs to the playoffs in NFL history ... Was a seventh-round selection of Buffalo in the '65 AFL Draft ... Spent six season in the AFL with Buffalo ('65-68) and Boston ('69-70) ... Born September 23, 1943 in Canonsburg, Pa.



Inducted 2011

Part of a Chiefs secondary that was feared by opposing teams, Kevin Ross patrolled Kansas City's defensive backfield for 10-straight seasons and returned to the Chiefs after a three-year hiatus to finish his career with Kansas City ... Two-time Pro Bowler was an unheard-of seventh-round draft pick in '84 but became a top performer in the league ... Finished his Chiefs career with 156 games played (144 starts) ... Tallied 30 INTs for 551 yards (18.4 avg.), returning two picks for touchdowns ... Produced 826 tackles (620 solo), 4.0 sacks, 30 INTs for 551 yards with two touchdowns, 12 fumble recoveries, 12 forced fumbles, a blocked punt and a blocked field goal ... Earned the nickname "Rock" for his hard-hitting style of play and the punishing blows that he delivered to opponents ... Lined up at primarily cornerback in his first 10 campaigns with Kansas

City but moved to safety for his final season in '97 ... Ross started eight postseason contests with the Chiefs, accumulating 44 tackles (37 solo) and a forced fumble ... Earned his first trip to the Pro Bowl following the '89 season after tying for fifth on the team with 75 tackles (57 solo), 13 passes defended, one forced fumble and intercepting a team-high four passes ... Was selected to his second straight Pro Bowl in '90 after pacing the Chiefs with five INTs and 14 passes defended ... Before returning to Kansas City '97, spent time in Atlanta ('94-95) and San Diego ('96) ... Originally entered the NFL as a seventh-round selection (173rd overall) of Kansas City in the '84 draft ... Born January 16, 1962 in Camden, N.J.

ROSS' CHIEFS STATISTICS											
G-S	No.	Interceptions					Tackles				
		Yds.	Avg.	LG	TD	Solos	Asst.	Total	Sacks	FR	FF
156-144	30	551	18.4	99t	2	620	206	826	4.0	12	12

Inducted 2012



An anchor of the Chiefs offensive line for 14 seasons ... Known as one of the most reliable, durable and dependable offensive linemen in league history ... Appeared in a franchise-record 224 games with 223 starts to rank first in club history ... His 14 years of service rank second in team annals ... Elected to 12 consecutive Pro Bowls, earning his first trip to the NFL's annual all-star game following the 1995 season ... His 12 career Pro Bowls stand tied for sixth all-time in NFL history for most career Pro Bowl appearances by an NFL player ... Named the Walter Payton NFL Man of the Year in 2003 for not only his accomplishments on the field but also his extensive work off the field through his "Will to Succeed Foundation" ... Honored as the team's Mack Lee Hill Award winner in 1993 as the club's top rookie or first-year player ... Helped pave the way for five individual 1,000-yard rushers during his tenure with the Chiefs ... Helped the Chiefs lead the league in rushing offense in 1995 with 2,222 yards ... Blocked for RB Larry Johnson as he compiled 1,750 rushing yards in 2005, the second-highest single-season total in team history ... RB Priest Holmes, the franchise's all-time leading rusher, produced 1,615 rushing yards in 2002, the third-best seasonal mark in club annals, with Shields leading the way ... Helped anchor an offensive line that served as the foundation for one of the most potent offensive stretches in Chiefs history ... In 2004, Kansas City set an NFL single-season record with 398 first downs and led the league in total offense for the first time in franchise history, averaging a club-record 418.4 yards per game ... Originally entered the NFL as the Chiefs third-round pick (74th overall) in the 1993 NFL Draft ... Was a three-time All-Big Eight choice at Nebraska and was honored with the Outland Trophy as a senior in 1992 as the nation's best interior lineman ... Born September 15, 1971 in Fort Riley, Kan.

CHIEFS 40TH ANNIVERSARY TEAM				
OFFENSE		DEFENSE		
WR	Otis Taylor.....	1965-75	DE Art Still.....	1978-87
WR	Carlos Carson.....	1980-89	DE Neil Smith.....	1988-96
TE	Fred Arbanas.....	1962-70	DT Buck Buchanan.....	1963-75
T	Jim Tyrer.....	1961-73	DT Jerry Mays.....	1961-70
T	John Alt.....	1984-96	LB Willie Lanier.....	1967-77
G	Ed Budde.....	1963-76	LB Bobby Bell.....	1963-74
G	Will Shields.....	1993-03	LB Derrick Thomas.....	1989-99
C	Jack Rudnay.....	1970-82	CB Emmitt Thomas.....	1966-78
QB	Len Dawson.....	1962-75	CB Albert Lewis.....	1983-93
FB	Christian Okoye.....	1987-92	S Deron Cherry.....	1981-91
RB	Ed Podolak.....	1969-77	S Johnny Robinson.....	1960-71

(As selected by Lamar Hunt and Lamar Hunt, Jr. in 1999.)



Inducted 2013

Ball-hawking safety roamed the Chiefs defensive backfield for seven seasons ... Was one of the most prolific interceptors of the football in the National Football League during his career, recording more interceptions and interception return yards than any other player during that seven-year span ... Set a franchise record by starting all 101 games he played in to begin his career ... Selected to three consecutive Pro Bowls, earning his first trip following the 1980 season ... Honored as the club's Mack Lee Hill Award winner after his rookie season in 1976 and was named the first-ever winner of the team's most valuable player award (now known as the Derrick Thomas Award) for his play in the 1979 season ... Recorded 39 career interceptions for 771 yards (19.8 avg.) ... Returned three of his 39 interceptions for touchdowns, including one for a 102-yard touchdown return vs. Seattle (12/11/77), which still stands as the longest interception return in Chiefs history and ranks him with the fifth-most interception return yards in a single game in franchise history ... His 39 interceptions stand as the fourth-highest total in club history behind Chiefs Pro Football Hall of Fame great Emmitt Thomas (58) and Chiefs Hall of Fame honorees Johnny Robinson (57) and Deron Cherry (50) ... Recorded 10 interceptions in 1980, tying a club record for most interceptions in a single season ... His 771 interception return yards ranks the second-most in team history behind Thomas' 938 yards ... Originally entered the NFL as the Chiefs third-round pick (74th overall) in the 1976 NFL Draft ... Was a two-time all-Gulf South Conference first-team defensive back at Nicholls State, intercepting nine passes in two seasons at Nicholls State ... Born February 11, 1954 in Kenner, La.

MACK LEE HILL & DERRICK THOMAS AWARDS

Each year since 1966, Chiefs players have selected a recipient for the Mack Lee Hill Award. It is a tribute to the late Mack Lee Hill, an outstanding running back who played for the Chiefs in 1964 and 1965. He was described as a man who played as much with his heart as he did with his driving legs in the early days of the American Football League.

In memory and tribute to Hill, the award is presented annually to the Chiefs rookie or first-year player who, as the inscription on the trophy reads - "best exemplifies the spirit of the late Mack Lee Hill ... the man with the giant heart and the quiet way." In selecting the recipient, the Chiefs veterans look for a first-year player who has displayed the spirit and attitude of Mack Lee Hill.



For the past 34 years the Chiefs have upheld a tradition of selecting the club's Most Valuable Player. Named in honor of the late Derrick Thomas, this Chiefs custom is especially meaningful for its recipients not only because of the man that it is named in honor of, but also because it is selected by a vote of their peers. Thomas was the heart and soul of the Kansas City defense from 1989-99.

One of the most popular figures in Chiefs history, Thomas was posthumously enshrined in the Pro Football Hall of Fame in 2009. A member of the Hall of Fame's NFL All-Decade Team of the 1990s, Thomas was the cornerstone around whom the Chiefs franchise was rebuilt.



MACK LEE HILL AWARD

1966 RB Mike Garrett	1990 LB Percy Snow
1967 K Jan Stenerud	1991 LB Tracy Simien
1968 RB Robert Holmes	1992 WR Willie Davis
1969 CB Jim Marsalis	1993 G Will Shields
1970 C Jack Rudnay	1994 WR Lake Dawson
1971 WR Elmo Wright	1995 WR Tamarick Vanover
1972 WR Larry Marshall	1996 S Reggie Tongue
1973 TE Gary Butler	1997 TE Tony Gonzalez
1974 RB Woody Green	1998 T Victor Riley
1975 TE Walter White	1999 LB Mike Maslowski
1976 S Gary Barbaro	2000 S Greg Wesley
1977 CB Gary Green	2001 DT Eric Downing
1978 NT Don Parrish	2002 LB Scott Fujita
1979 P Bob Grupp	2003 LB Kawika Mitchell
1980 CB Eric Harris	DE Jimmy Wilkerson
1981 S Lloyd Burruss	2004 DE Jared Allen
1982 C Les Studdard	2005 LB Derrick Johnson
1983 T David Lutz	2006 DE Tamba Hali
1984 CB Kevin Ross	2007 WR Dwayne Bowe
1985 RB Jeff Smith	2008 CB Maurice Leggett
1986 LB Dino Hackett	2009 K Ryan Succop
1987 RB Christian Okoye	2010 S Eric Berry
1988 RB James Saxon	2011 LB Justin Houston
1989 LB Derrick Thomas	2012 DT Dontari Poe

DERRICK THOMAS AWARD

1979 S Gary Barbaro	1996 S Mark Collins
1980 DE Art Still	1997 WR Andre Rison
1981 RB Joe Delaney	1998 G/T Glenn Parker
1982 CB Gary Green	1999 LB Marcus Patton
1983 QB Bill Kenney	2000 WR Derrick Alexander
1984 DE Art Still	2001 RB Priest Holmes
1985 S Lloyd Burruss	2002 RB Priest Holmes
1986 CB Albert Lewis	2003 QB Trent Green
1987 WR Carlos Carson	2004 QB Trent Green
1988 S Deron Cherry	2005 RB Larry Johnson
1989 RB Christian Okoye	2006 RB Larry Johnson
1990 QB Steve DeBerg	2007 DE Jared Allen
1991 LB Derrick Thomas	2008 TE Tony Gonzalez
1992 DE Neil Smith	2009 RB Jamaal Charles
1993 RB Marcus Allen	2010 RB Jamaal Charles
1994 LB Derrick Thomas	2011 LB Derrick Johnson
1995 RB Marcus Allen	2012 RB Jamaal Charles



NFL MAN OF THE YEAR AWARD



Willie Lanier (1972) – Following his selection as the '72 Man of the Year, five \$4,000 college scholarships were presented in Lanier's name ... Was actively involved in a campaign to prevent drug abuse and attended the President's Drug Abuse Council in Washington, D.C. in '71 ... "Drugs are one of the worst things that could happen to a potential genius or a mind of someone who could offer a lot to society," Lanier said in '72 ... Played a prominent role with the American Cancer Society in Kansas City and was Chairman of a \$100,000 capital campaign for the Boys & Girls Clubs of Greater Kansas City ... Has awarded over \$550,000 in scholarships to Morgan State University and public school students in Richmond, Virginia dating back to '86.



Len Dawson (1973) – Selected by a vote of NFL fans as the '73 Man of the Year ... Said Dawson at the time, "If we have the opportunity, we can't turn our backs on people. We can do two things with children – help them or hinder them. I want to help." ... Was actively involved in numerous charitable endeavors, including the March of Dimes and the Missouri Driving Safety Program ... Served as the '72 Missouri Chairman for the "I Quit" anti-smoking campaign sponsored by the American Cancer Society ... Was also a longtime chairman of the Chiefs Huddle Club which sponsored various youth activities ... Every year since '77 he has awarded the "Len Dawson Scholarship" to a Kansas City area high school senior.

Derrick Thomas (1993) – Through his "Third and Long Foundation" helped promote children's literacy in Kansas City ... Started an inner-city reading program and read to children at local libraries each Saturday prior to home games ... Was designated by President George H.W. Bush as the "832nd point of light" ... Also selected as the winner of the Byron "Whizzer" White Humanitarian Award in '95 by the NFL Players Association ... Thomas' father Air Force Captain Robert Thomas was shot down on a B-52 mission in Vietnam, leading Thomas to become an avid supporter of veterans and military personnel ... He was the recipient of the Veterans of Foreign Wars Hall of Fame Award in '99.



Will Shields (2003) – Formed the "Will to Succeed Foundation" with his wife Senia in '93. To date, the foundation has benefited more than 100,000 individuals ... Primary foundation benefactors include children's agencies, centers for abused and neglected women and children ... The foundation also promotes literacy and creativity initiatives ... Was the inaugural winner of *Pro Football Weekly's* Arthur S. Arkush Humanitarian Award in '99 and was named the 2001 NFL Good Guy of the Year by *The Sporting News* ... The Shields are also members of the Mid-America Education Hall of Fame and were the first NFL couple recognized for their charitable efforts by The Citizenship Through Sports Alliance.

Brian Waters (2009) – Four-time Pro Bowler became Kansas City's fifth NFL Man of the Year honoree after forming the "Brian Waters 54 Foundation" in 2004 ... Since its inception, tens of thousands of children and families in the Greater Kansas City area as well as the state of Texas have been positively impacted ... To date, his foundation has awarded 82 college scholarships to low-income students ... His back-to-school program provides backpacks full of school supplies, as well as haircuts, uniforms, shoes, immunizations and dental care, benefitting thousands of children ... The 54 Foundation partners with more than 20 different agencies annually.



AFL ALL-STAR SELECTIONS



1960

No All-Star game was played following the AFL's first season in '60.

1961

(January 7, 1962)

Mel Branch, DE
Chris Burford, WR
Cotton Davidson, QB†
Jon Gilliam, C
Abner Haynes, RB
Sherrill Headrick, LB
E.J. Holub, LB
Bill Krisher, G
Paul Rochester, DT
David Webster, DB

1962

(January 13, 1963)

Fred Arbanas, TE
Mel Branch, DE
Jerry Cornelison, T
Len Dawson, QB
Dave Grayson, DB
Abner Haynes, RB

Sherrill Headrick, LB
E.J. Holub, LB
Jerry Mays, DE
Curtis McClinton, RB**
Marvin Terrell, G
Jim Tyrer, T

1963

(January 19, 1964)

Fred Arbanas, TE
Mel Branch, DE
Ed Budde, G
Walter Corey, LB
Dave Grayson, DB
Johnny Robinson, S
Jim Tyrer, T
Duane Wood, DB

1964

(January 16, 1965)

Fred Arbanas, TE
Bobby Bell, LB
Tommy Brooker, K
Buck Buchanan, DT
Len Dawson, QB
Dave Grayson, DB

Abner Haynes, RB
Mack Lee Hill, RB
E.J. Holub, LB
Bobby Hunt, DB
Jerry Mays, DE
Johnny Robinson, S
Jim Tyrer, T

1965

(January 15, 1966)

Fred Arbanas, TE
Bobby Bell, LB
Buck Buchanan, DT
Ed Budde, G
Sherrill Headrick, LB
E.J. Holub, LB
Frank Jackson, WR
Jerry Mays, DE
Johnny Robinson, S
Jim Tyrer, T

1966

(January 21, 1967)

Bobby Bell, LB
Buck Buchanan, DT
Ed Budde, G
Len Dawson, QB
Mike Garrett, RB
Sherrill Headrick, LB
E.J. Holub, LB
Jerry Mays, DE
Curtis McClinton, RB
Johnny Robinson, S
Otis Taylor, WR
Jim Tyrer, T

1967

(January 21, 1968)

Fred Arbanas, TE
Bobby Bell, LB
Buck Buchanan, DT

Ed Budde, G
Len Dawson, QB
Mike Garrett, RB
Jerry Mays, DE
Curtis McClinton, RB
Johnny Robinson, S

1968

(January 19, 1969)

Bobby Bell, LB
Buck Buchanan, DT
Ed Budde, G
Len Dawson, QB*
Willie Lanier, LB
Jim Lynch, LB
Jerry Mays, DE
Johnny Robinson, S
Jan Stenerud, K
Emmitt Thomas, CB
Jim Tyrer, T

1969

(January 17, 1970)

Bobby Bell, LB
Buck Buchanan, DT
Ed Budde, G
Curley Culp, DT
Len Dawson, QB
Robert Holmes, RB
Willie Lanier, LB
Mike Livingston, QB
Jim Marsalis, CB
Jan Stenerud, K
Jim Tyrer, T



Four-time AFL All-Star LB Sherrill Headrick alongside Hank Stram and Jack Steadman.

KEY

† Player of the Game

** Outstanding Offensive Player



ALL-TIME AFL TEAM, 1960-69



OFFENSE

Lance Alworth, San Diego ChargersWide Receiver
Don Maynard, New York Jets.Wide Receiver
Fred Arbanas, Kansas City ChiefsTight End
Ron Mix, San Diego ChargersTackle
Jim Tyrer, Kansas City Chiefs.Tackle
Ed Budde, Kansas City ChiefsGuard
Billy Shaw, Buffalo BillsGuard
Jim Otto, Oakland Raiders.Center
Joe Namath, New York Jets.Quarterback
Clem Daniels, Oakland Raiders.Running Back
Paul Lowe, San Diego ChargersRunning Back

(Chosen by AFL Members of the
Hall of Fame Selection Committee)

DEFENSE

Jerry Mays, Kansas City ChiefsEnd
Gerry Philbin, New York Jets.End
Houston Antwine, Boston PatriotsTackle
Tom Sestak, Buffalo BillsTackle
Bobby Bell, Kansas City ChiefsLinebacker
George Webster, Houston Oilers.Linebacker
Nick Buoniconti, Boston PatriotsM-Linebacker
Willie Brown, Oakland RaidersCornerback
Dave Grayson, Oakland RaidersCornerback
Johnny Robinson, Kansas City ChiefsSafety
George Saimes, Buffalo BillsSafety

SPECIALISTS

George Blanda, Oakland RaidersKicker
Jerrel Wilson, Kansas City ChiefsPunter

AFC-NFC PRO BOWL SELECTIONS



1970
(January 24, 1971)
Bobby Bell, LB
Buck Buchanan, DT
Ed Budde, G
Curley Culp, DT
Willie Lanier, MLB
Jim Marsalis, CB
Jerry Mays, DE
Johnny Robinson, S
Jan Stenerud, K
Jim Tyrer, T
Jerrel Wilson, P

1971
(January 23, 1972)
Bobby Bell, LB
Buck Buchanan, DT
Ed Budde, G
Curley Culp, DT
Len Dawson, QB
Willie Lanier, MLB**
Jan Stenerud, K*
Otis Taylor, WR
Emmitt Thomas, CB
Jim Tyrer, T
Jerrel Wilson, P

1972
(January 21, 1973)
Bobby Bell, LB
Willie Lanier, MLB
Otis Taylor, WR
Emmitt Thomas, CB
Jerrel Wilson, P

1973
(January 20, 1974)
Willie Lanier, MLB
Jack Rudnay, C

1974
(January 20, 1975)
Willie Lanier, MLB
Jack Rudnay, C
Emmitt Thomas, CB

1975
(January 26, 1976)
Willie Lanier, MLB
Jack Rudnay, C
Jan Stenerud, K
Emmitt Thomas, CB

1976
(January 17, 1977)
Jack Rudnay, C

1979
(January 27, 1980)
Bob Grupp, P

1980
(February 1, 1981)
Gary Barbaro, S
J.T. Smith, KR
Art Still, DE

1981
(January 31, 1982)
Gary Barbaro, S
Joe Delaney, RB
Gary Green, CB
Nick Lowery, K
Art Still, DE

1982
(February 6, 1983)
Gary Barbaro, S
Art Still, DE
Gary Green, CB

1983
(January 29, 1984)
Carlos Carson, WR
Deron Cherry, S
Gary Green, CB
Bill Kenney, QB

1984
(January 27, 1985)
Deron Cherry, S
Art Still, DE

1985
(February 2, 1986)
Deron Cherry, S

1986
(February 1, 1987)
Lloyd Burruss, S
Deron Cherry, S
Bill Maas, DT

1987
(February 7, 1988)
Carlos Carson, WR
Deron Cherry, S
Albert Lewis, CB
Bill Maas, DT

1988
(January 29, 1989)
Deron Cherry, S
Dino Hackett, LB
Albert Lewis, CB

1989
(February 4, 1990)
Albert Lewis, CB
Christian Okoye, RB
Kevin Ross, CB
Derrick Thomas, LB

1990
(February 3, 1991)
Albert Lewis, CB
Nick Lowery, K
Kevin Ross, CB
Derrick Thomas, LB

1991
(February 2, 1992)
Christian Okoye, RB
Neil Smith, DE
Derrick Thomas, LB

1992
(February 7, 1993)
John Alt, T
Nick Lowery, K
Neil Smith, DE
Derrick Thomas, LB

1993
(February 6, 1994)
Marcus Allen, RB
John Alt, T
Joe Montana, QB
Neil Smith, DE
Derrick Thomas, LB

1994
(February 5, 1995)
Dale Carter, CB
Neil Smith, DE
Derrick Thomas, LB

1995
(February 4, 1996)
Kimble Anders, FB
Steve Bono, QB
Dale Carter, CB
Dan Saleaumua, DT
Will Shields, G
Neil Smith, DE
Derrick Thomas, LB

1996
(February 2, 1997)
Kimble Anders, FB
Dale Carter, CB
Will Shields, G
Derrick Thomas, LB

1997
(February 1, 1998)
Kimble Anders, FB
Dale Carter, CB
James Hasty, CB
Andre Rison, WR
Will Shields, G
Derrick Thomas, LB

1998
(February 7, 1999)
Will Shields, G

1999
(February 6, 2000)
Tony Gonzalez, TE
Tim Grunhard, C
James Hasty, CB
Will Shields, G

2000
(February 4, 2001)
Tony Gonzalez, TE
Elvis Grbac, QB
Will Shields, G

2001
(February 9, 2002)
Tony Gonzalez, TE
Priest Holmes, RB
Will Shields, G

2002
(February 2, 2003)
Tony Gonzalez, TE
Dante Hall, KR
Priest Holmes, RB
Willie Roaf, T
Will Shields, G

2003
(February 8, 2004)
Tony Gonzalez, TE
Trent Green, QB
Dante Hall, KR
Priest Holmes, RB
Tony Richardson, FB
Willie Roaf, T
Will Shields, G
Gary Stills, ST
Jerome Woods, S

2004
(February 13, 2005)
Kendall Gammon, LS
Tony Gonzalez, TE
Tony Richardson, FB
Willie Roaf, T
Will Shields, G
Brian Waters, G

2005
(February 12, 2006)
Tony Gonzalez, TE
Trent Green, QB
Larry Johnson, RB
Willie Roaf, T
Will Shields, G
Brian Waters, G

2006
(February 10, 2007)
Tony Gonzalez, TE
Larry Johnson, RB
Will Shields, G
Brian Waters, G

2007
(February 10, 2008)
Jared Allen, DE
Tony Gonzalez, TE

2008
(February 8, 2009)
Tony Gonzalez, TE
Brian Waters, G

2010
(January 30, 2011)
Eric Berry, S
Dwayne Bowe, WR
Matt Cassel, QB
Jamaal Charles, RB
Brian Waters, G

2011
(January 29, 2012)
Tamba Hali, LB
Derrick Johnson, LB

2012
(January 27, 2013)
Eric Berry, S
Jamaal Charles, RB
Dustin Colquitt, P
Tamba Hali, LB
Justin Houston, LB
Derrick Johnson, LB

All-Time Pro Bowl Locations 1970-Present

Year	Stadium/City
1970-71	L.A. Coliseum Los Angeles, CA
1972	Texas Stadium Irving, TX
1973	Arrowhead Stadium Kansas City, MO
1974	Orange Bowl Miami, FL
1975	Louisiana Superdome New Orleans, LA
1976	The Kingdome Seattle, WA
1977	Tampa Stadium Tampa, FL
1978	L.A. Coliseum Los Angeles, CA
1979-08	Aloha Stadium Honolulu, HI
2009	Sun Life Stadium Miami Gardens, FL
2010-12	Aloha Stadium Honolulu, HI

KEY

BOLD Denotes Starter
* Outstanding Off. Player
** Outstanding Def. Player

ALL-TIME HONORS



Walter Payton NFL Man of the Year

1972 Willie Lanier 1973 Len Dawson
 1993 Derrick Thomas 2003 Will Shields
 2009 Brian Waters

Executive of the Year

2010 Scott Pioli (PFW/PFWA)

Coach of the Year

1968 AFL Hank Stram (UPI, PFW)
 1997 NFL Marty Schottenheimer (USA)

NFL Alumni Order of the Leather Helmet

1981 Lamar Hunt
 2004 Dick Vermeil

Maxwell Club Earl "Greasy" Neale Award

2003 NFL Dick Vermeil

AFL Player of the Year

1960 Abner Haynes (UPI, TSN)
 1962 Len Dawson (TSN)

AFL Comeback Player of the Year

1964 Abner Haynes (AP)

Offensive Player of the Year

1971 NFL Otis Taylor (PFW)
 2002 NFL Priest Holmes (AP, SI)

Rookie of the Year

1962 AFL Curtis McClinton (UPI, TSN)
 1981 AFC Joe Delaney (UPI)
 1992 NFL Dale Carter (FW)
 AFC Dale Carter (UPI)

Defensive Rookie of the Year

1969 AFL Jim Marsalis (PFW)
 1984 NFL Bill Maas (AP)
 1989 NFL Derrick Thomas (AP, PFW)
 1992 NFL Dale Carter (AP, PFW)

The Sporting News Sportsman of the Year

2003 Dick Vermeil

NFL 75th Anniversary Team

LB Willie Lanier K Jan Stenerud

Super Bowl Silver Anniversary Team

K Jan Stenerud

PFW Golden Toe Award

1979 Bob Grupp
 1990 Nick Lowery
 1997 Pete Stoyanovich

101 AFC Offensive Player of the Year

1989 Christian Okoye

101 AFL/AFC Coach of the Year

1969 AFL Hank Stram
 1995 AFC Marty Schottenheimer
 1997 AFC Marty Schottenheimer
 2010 AFC Todd Haley

101 AFL/AFC Defensive Player of the Year

1969 Bobby Bell 1971 Willie Lanier
 1986 Deron Cherry 1991 Derrick Thomas

PFW Humanitarian of the Year

1999 Will Shields
 2003 Tony Richardson

Comeback Player of the Year

1990 Barry Word (PFW)
 1993 Marcus Allen (PFW)

Phil Simms All-Iron Team (1999-04)

2000 TE Tony Gonzalez
 2001 RB Priest Holmes
 2002 DE Eric Hicks
 RB Priest Holmes
 2003 WR Dante Hall

All-Madden Team (1984-01)

1992 CB Kevin Ross
 DE Neil Smith
 1993 QB Joe Montana
 LB Derrick Thomas
 1994 QB Joe Montana
 LB Derrick Thomas
 1995 DT Dan Saleaumua
 1997 WR Andre Rison
 G Dave Szott
 LB Derrick Thomas
 1998 C Tim Grunhard
 CB James Hasty

**PRO FOOTBALL HALL OF FAME
ALL-DECADE TEAMS**

1960s

TE	Fred Arbanas
LB	Bobby Bell
DT	Buck Buchanan
G	Ed Budde
RB	Clem Daniels
QB	Len Dawson
CB	Dave Grayson
RB	Abner Haynes
RB	Paul Lowe
DE	Jerry Mays
S	Johnny Robinson
T	Jim Tyrer
P	Jerrell Wilson

1970s

LB	Bobby Bell
P	Jerrel Wilson

1980s

S	Deron Cherry
C	Mike Webster

1990s

DE	Neil Smith
LB	Derrick Thomas

2000s

TE	Tony Gonzalez
KR	Dante Hall
CB	Ty Law
T	Willie Roaf
G	Will Shields

All-Rookie Teams

1974	T	Charlie Getty (FW)
1977	CB	Gary Green (FW)
1984	CB	Kevin Ross (FW)
1986	OLB	Tim Cofield (FW)
	ILB	Dino Hackett (UPI)
	T	Brian Jozwiak (FW, UPI)
1987	RB	Christian Okoye (FW)
1989	LB	Derrick Thomas (FW, UPI)
1990	P	Bryan Barker (UPI)
	C	Tim Grunhard (FW, UPI)
	ILB	Percy Snow (FW, UPI)
	G	Dave Szott (FW, UPI)
1992	CB/PR	Dale Carter (FW)
1993	G	Will Shields (FW)
1995	PR/KR	Tamarick Vanover (FW)
1997	TE	Tony Gonzalez (PFW, FW)
2000	CB	Pat Dennis (PFW)
	WR	Sylvester Morris (PFW, FN)
	S	Greg Wesley (PFW, FN, FD)
2002	LB	Scott Fujita (PFW)
2004	DE	Jared Allen (PFW)
2006	DE	Tamba Hali (PFW)
	S/ST	Bernard Pollard (PFW)
2007	WR	Dwayne Bowe (PFW)
2008	CB	Brandon Flowers (PFW)
2009	DE	Tyson Jackson (PFW)
	K	Ryan Succop (PFW)
2010	S	Eric Berry (PFW/PFWA/ Sporting News)

**AFC PLAYER OF THE MONTH HONOREES
(1990-12)
OFFENSE**

Year	Player	Month
1990	QB Steve DeBerg	September
1991	RB Christian Okoye	October
	RB Barry Word	December
2002	RB Priest Holmes	October
2004	RB Priest Holmes	October
2005	RB Larry Johnson	November
	RB Larry Johnson	December/ January
2010	QB Matt Cassel	November

DEFENSE

Year	Player	Month
1990	LB Derrick Thomas	November
1991	DE Neil Smith	September
1995	CB James Hasty	September
	DE Neil Smith	October
1997	S Jerome Woods	November
	LB Derrick Thomas	December
2007	DE Jared Allen	October

SPECIAL TEAMS

Year	Player	Month
1997	K Pete Stoyanovich	December
1995	WR Tamarick Vanover	October
	WR Tamarick Vanover	December
2003	WR Dante Hall	September

Players By Times Honored

2	Priest Holmes	Steve DeBerg
	Larry Johnson	Dante Hall
	Neil Smith	James Hasty
	Derrick Thomas	Christian Okoye
	Tamarick Vanover	Pete Stoyanovich
1	Jared Allen	Jerome Woods
	Matt Cassel	Barry Word

DEFENSIVE ROOKIE OF THE MONTH

Year	Player	Month
2010	S Eric Berry	December/January

**AFC PLAYER OF THE WEEK HONOREES
(1984-12)
OFFENSE**

Year	Player	Week #
1984	WR Henry Marshall	15
1985	WR Stephone Paige	16
1988	QB Steve DeBerg	3
1989	RB Christian Okoye	5
1991	QB Steve DeBerg	9
	WR J.J. Birden	17
1992	QB Dave Krieg	6
1993	QB Joe Montana	1
	QB Joe Montana	7
	QB Joe Montana	13
	QB Joe Montana	Div. Playoffs
1994	QB Joe Montana	2
	QB Joe Montana	7
	RB Marcus Allen	17
1995	QB Steve Bono	1
1996	RB Marcus Allen	3
1997	QB Elvis Grbac	2
2000	QB Elvis Grbac	3
2001	RB Priest Holmes	3
	RB Priest Holmes	13
2002	QB Trent Green	4
	RB Priest Holmes	5
2003	QB Trent Green	6
2004	RB Priest Holmes	4
	G Brian Waters	7
	RB Derrick Blaylock	10
2005	RB Larry Johnson	11
	RB Larry Johnson	16
	RB Larry Johnson	17
2006	QB Damon Huard	5
	RB Larry Johnson	8
2010	WR Dwayne Bowe	16
2012	RB Jamaal Charles	3
	QB Brady Quinn	13

DEFENSE

Year	Player	Week #
1984	DE Mike Bell	2
1985	LB Gary Spani	2
	S Deron Cherry	4
1986	DE Art Still	3
	SS Lloyd Burruss	7
	DE Art Still	14
	FS Deron Cherry	15
1988	CB Albert Lewis	11
1989	LB Derrick Thomas	2
	DE Leonard Griffin	12
1990	CB Kevin Ross	3
	DE Bill Maas	6
	CB Albert Lewis	9
	LB Derrick Thomas	10
1991	CB Albert Lewis	1
	LB Derrick Thomas	6
	LB Derrick Thomas	11
	LB Tracy Simien	14
	S Deron Cherry	Wild Card Playoffs

1992	LB Derrick Thomas	10
1993	DE Neil Smith	5
	DT Dan Saleaumua	10
1994	LB Derrick Thomas	2
	DE Neil Smith	16
1995	S Brian Washington	14
1996	LB Derrick Thomas	2
	S Mark Collins	2
1997	S Jerome Woods	5
	LB Anthony Davis	10
1998	LB Derrick Thomas	1
1999	CB James Hasty	7
	CB Cris Dishman	12
	LB Donnie Edwards	15
2002	LB Mike Maslowski	8
2005	DE Jared Allen	6
2008	LB Derrick Johnson	4
2009	S Mike Brown	10
	LB Derrick Johnson	17
2010	LB Tamba Hali	3
	LB Derrick Johnson	15
2011	CB Brandon Flowers	7
	LB Derrick Johnson	8

SPECIAL TEAMS

Year	Player	Week #
1995	WR Tamarick Vanover	1
	WR Tamarick Vanover	8
	WR Tamarick Vanover	17
	P Louie Aguiar	5
1997	WR Tamarick Vanover	3
	WR Tamarick Vanover	12
	K Pete Stoyanovich	16
	WR Tamarick Vanover	17
1998	K Pete Stoyanovich	3
2002	WR Dante Hall	14
	K Michael Husted	16
2003	WR Dante Hall	2
	WR Dante Hall	3
	WR Dante Hall	4
	WR Dante Hall	5
2004	WR Dante Hall	15
	WR Dante Hall	16
2005	K Lawrence Tynes	7
2006	K Lawrence Tynes	5
	S Bernard Pollard	17
2007	K Dave Rayner	4
2008	CB Maurice Leggett	13
2009	RB Jamaal Charles	11
2010	WR Dexter McCluster	1
2011	K Ryan Succop	4
	K Ryan Succop	15

**PEPSI/DIET PEPSI ROOKIE OF THE WEEK
(2004-10)**

Year	Player	Week #
2007	WR Dwayne Bowe	3
	WR Dwayne Bowe	4
2010	WR Dexter McCluster	1
	TE Tony Moeaki	3

Players By Times Honored

8	Derrick Thomas	Mark Collins
7	Dante Hall	Anthony Davis
6	Joe Montana	Cris Dishman
	Tamarick Vanover	Donnie Edwards
4	Derrick Johnson	Brandon Flowers
	Larry Johnson	Tamba Hali
3	Deron Cherry	James Hasty
	Priest Holmes	Damon Huard
	Albert Lewis	Michael Husted
2	Marcus Allen	Dave Krieg
	Jamaal Charles	Maurice Leggett
	Steve DeBerg	Bill Maas
	Elvis Grbac	Henry Marshall
	Trent Green	Mike Maslowski
	Neil Smith	Dexter McCluster
	Art Still	Christian Okoye
	Pete Stoyanovich	Stephone Paige
	Ryan Succop	Bernard Pollard
	Lawrence Tynes	Brady Quinn
1	Louie Aguiar	Dave Rayner
	Jared Allen	Kevin Ross
	Mike Bell	Dan Saleaumua
	J.J. Birden	Tracy Simien
	Derrick Blaylock	Gary Spani
	Steve Bono	Brian Waters
	Dwayne Bowe	Brian Washington
	Mike Brown	Jerome Woods
	Lloyd Burruss	

FEDEX NFL PLAYER OF THE WEEK

Year	Player	Week #
2009	Jamaal Charles (Ground)	17
2010	Jamaal Charles (Ground)	8
	Matt Cassel (Air)	12
2012	Jamaal Charles (Ground)	3
	Jamaal Charles (Ground)	16

**FEDEX NFL PLAYER OF THE YEAR
(2004-12)**

Year	Player	Ground/Air
2010	Jamaal Charles	Ground

USA TODAY ALL-JOE TEAM

The USA Today All-Joe Team takes its name from former Chiefs DT Joe Phillips who played 14 seasons for Kansas City, San Diego, St. Louis and Minnesota before retiring following the 1999 season. According to USA Today's Larry Weisman, the All-Joe Team is represented by "hard-working, overlooked, underappreciated players who do the dirty work simply because that's their lot in life."

1992	C	Tim Grunhard	2004	DE	Jared Allen
	DT	Joe Phillips		LS	Kendall Gammon
1994	TE	Derrick Walker		C	Casey Wiegmann
1995	G	Will Shields	2005	C	Casey Wiegmann
1996	G	Dave Szott	2006	DE	Jared Allen
1997	C	Tim Grunhard		QB	Damon Huard
	WR	Danan Hughes		C	Casey Wiegmann
	G	Dave Szott	2007	C	Casey Wiegmann
	Off. Coor.	Paul Hackett	2008	WR	Dwayne Bowe
2000	DE	Eric Hicks		CB	Brandon Carr
	LB	Mike Maslowski	2009	LB	Tamba Hali
2001	FB	Tony Richardson	2010	LB	Derrick Johnson
	P	Dan Stryzinski		G	Ryan Lilja
2002	K	Morten Andersen	2011	CB	Brandon Flowers
	LB	Marvucs Patton	2012	T	Eric Winston
	C	Casey Wiegmann			
2003	ST	Gary Stills			
	S	Greg Wesley			
	C	Casey Wiegmann			



ED BLOCK COURAGE AWARD

Dating back to 1983, the Ed Block Courage Award has annually honored one player from every NFL team who exemplifies commitment to the principles of sportsmanship and courage. Named in honor of longtime Colts athletic trainer Ed Block, recipients of the award are selected by a vote of their teammates.

1984	G/T	Dave Lutz	1994	DE	Neil Smith	2004	RB	Priest Holmes
1985	CB	Kevin Ross	1995	T	John Alt	2005	G	Will Shields
1986	S	Mark Robinson	1996	G	Dave Szott	2006	CB	Benny Sapp
1987	LB	Dino Hackett	1997	WR	Lake Dawson	2007	WR	Eddie Kennison
1988	S	Lloyd Burruss	1998	G/T	Glenn Parker	2008	QB	Damon Huard
1989	RB	Christian Okoye	1999	C	Tim Grunhard	2009	QB	Brodie Croyle
1990	S	Deron Cherry	2000	DE	Eric Hicks	2010	P	Dustin Colquitt
1991	CB	Jayice Pearson	2001	FB	Tony Richardson	2011	S	Jon McGraw
1992	T	Rich Baldinger	2002	DT	John Browning	2012	RB	Jamaal Charles
1993	CB	Albert Lewis	2003	S	Jerome Woods			

ALL-LEAGUE, ALL-CONFERENCE HONORS



YEAR	PLAYER	POS.	ALL-AFL			NEA	
			AP	UPI	TSN		
1960	John Bookman	DB	--	1st	--		
	Mel Branch	DE	1st	1st	1st		
	Abner Haynes	RB	1st	1st	1st		
	Jerry Cornelison	T	--	2nd	--		
	Sherrill Headrick	MLB	1st	2nd	1st		
	Bill Krisher	G	1st	2nd	1st		
	Paul Miller	DE	1st	--	2nd		
	David Webster	DB	--	--	2nd		
	1961	Abner Haynes	RB	1st	1st	1st	
		Jerry Cornelison	T	--	2nd	1st	
Sherrill Headrick		MLB	1st	1st	1st		
E.J. Holub		OLB	--	2nd	2nd		
Bill Krisher		G	--	2nd	--		
David Webster		DB	1st	--	1st		
1962	Fred Arbanas	TE	2nd	2nd	--		
	Mel Branch	DE	2nd	2nd	1st		
	Chris Burford	E	1st	1st	1st		
	Len Dawson	QB	1st	1st	1st		
	Abner Haynes	RB	1st	1st	1st		
	Sherrill Headrick	MLB	1st	1st	1st		
	E.J. Holub	OLB	1st	1st	1st		
	Bobby Hunt	DB	1st	1st	--		
	Jerry Mays	DT	2nd	2nd	1st		
	Curtis McClinton	RB	--	2nd	--		
Jim Tyrer	T	--	--	1st			
1963	Fred Arbanas	TE	1st	1st	--		
	Mel Branch	DE	2nd	2nd	--		
	Dave Grayson	DB	--	--	1st		
	Jerry Mays	DT	2nd	2nd	--		
	Johnny Robinson	S	--	2nd	--		
	Jim Tyrer	T	2nd	2nd	1st	1st	
	1964	Fred Arbanas	TE	1st	1st	1st	1st
Bobby Bell		OLB	2nd	1st	--	2nd	
Buck Buchanan		DT	2nd	2nd	--	2nd	
Len Dawson		QB	2nd	2nd	--	2nd	
Dave Grayson		DB	1st	2nd	1st	2nd	
Abner Haynes		RB	2nd	--	--	--	
Sherrill Headrick		MLB	2nd	--	--	--	
E.J. Holub		OLB	--	--	--	2nd	
Bobby Hunt		DB	2nd	--	--	--	
Jerry Mays		DT	2nd	--	1st	2nd	
Jim Tyrer		T	2nd	2nd	1st	2nd	
1965	Fred Arbanas	TE	2nd	--	--	2nd	
	Bobby Bell	OLB	1st	1st	1st	1st	
	Buck Buchanan	DT	2nd	2nd	--	2nd	
	Len Dawson	NEA	--	--	--	2nd	
	Mack Lee Hill	RB	--	2nd	--	--	
	E.J. Holub	OLB	--	2nd	--	--	
	Jerry Mays	DE	1st	2nd	1st	1st	
	Curtis McClinton	RB	2nd	--	--	--	
	Johnny Robinson	S	1st	2nd	1st	2nd	
	Jim Tyrer	T	1st	1st	1st	1st	
	Fred Williamson	CB	--	1st	--	--	
1966	Fred Arbanas	TE	1st	1st	1st	1st	
	Bobby Bell	OLB	1st	1st	1st	1st	
	Buck Buchanan	DT	1st	1st	1st	2nd	
	Ed Budde	G	1st	--	2nd	2nd	
	Len Dawson	QB	1st	1st	1st	1st	
	Sherrill Headrick	MLB	2nd	--	--	2nd	
	E.J. Holub	OLB	2nd	2nd	1st	--	
	Bobby Hunt	DB	2nd	--	2nd	2nd	
	Jerry Mays	DE	1st	1st	1st	1st	
	Johnny Robinson	S	1st	1st	1st	1st	
	Otis Taylor	WR	1st	1st	2nd	1st	
	Jim Tyrer	T	1st	1st	1st	1st	
	Jerrel Wilson	P	--	--	2nd	--	

YEAR	PLAYER	POS.	ALL-PRO			TSN	ALL-AFL		
			AP	UPI			NEA		
1967	Fred Arbanas	TE	2nd	2nd		--	1st		
	Bobby Bell	OLB	1st	1st	1st	1st	2nd		
	Buck Buchanan	DT	1st	1st	1st	1st	1st		
	Ed Budde	G	2nd	--	--	--	2nd		
	Mike Garrett	RB	1st	1st	1st	1st	1st		
	Jerry Mays	DE	2nd	--	--	1st	--		
	Johnny Robinson	S	1st	1st	2nd	2nd	1st		
	Jan Stenerud	K	--	--	2nd	2nd	--		
	Otis Taylor	WR	--	--	2nd	2nd	--		
	Jim Tyrer	T	1st	2nd	1st	1st	2nd		
1968	Bobby Bell	OLB	--	--	1st	1st	1st	--	1st
	Buck Buchanan	DT	2nd	--	1st	1st	2nd	--	1st
	Ed Budde	G	--	--	2nd	2nd	2nd	--	2nd
	Len Dawson	QB	--	--	2nd	2nd	--	--	--
	Robert Holmes	RB	--	--	2nd	2nd	2nd	--	2nd
	Willie Lanier	MLB	--	--	1st	--	2nd	--	1st
	Jim Lynch	OLB	--	--	2nd	2nd	--	--	2nd
	Jerry Mays	DE	--	--	2nd	2nd	1st	--	2nd
	Johnny Robinson	S	--	1st	1st	1st	1st	1st	1st
	Jan Stenerud	K	2nd	--	--	--	1st	--	--
	Jim Tyrer	T	--	--	1st	1st	2nd	1st	1st
	Jerrel Wilson	P	2nd	--	--	--	1st	1st	--
	1969	Bobby Bell	OLB	1st	1st	1st	1st	1st	1st
Buck Buchanan		DT	--	1st	1st	1st	1st	1st	2nd
Ed Budde		G	2nd	--	1st	2nd	1st	1st	1st
Aaron Brown		DE	--	--	--	--	2nd	--	--
Dave Hill		G	--	--	--	--	2nd	--	--
E.J. Holub		C	--	--	2nd	--	--	--	--
Willie Lanier		MLB	--	--	--	2nd	2nd	1st	2nd
Jim Lynch		LB	--	--	2nd	2nd	--	--	2nd
Jerry Mays		DE	--	--	2nd	--	2nd	--	--
Mo Moorman		G	--	--	2nd	--	2nd	--	--
Johnny Robinson		S	--	--	1st	1st	1st	1st	1st
Jan Stenerud		K	2nd	--	--	--	1st	--	--
Emmitt Thomas		CB	--	--	--	--	2nd	--	--
Jim Tyrer	T	1st	1st	1st	1st	1st	1st	1st	
1970	Bobby Bell	OLB	1st	1st	1st	1st	1st	1st	1st
	Aaron Brown	DE	--	--	--	--	1st	--	--
	Buck Buchanan	DT	--	--	--	--	1st	2nd	--
	Ed Budde	G	--	--	--	--	1st	1st	--
	Jim Tyrer	T	1st	1st	1st	1st	1st	1st	1st
	Willie Lanier	MLB	--	2nd	--	2nd	1st	1st	1st
	Jim Marsalis	CB	1st	2nd	1st	--	1st	1st	1st
	Jerry Mays	DT	--	--	--	--	--	2nd	--
	Ed Podolak	RB	--	--	--	--	--	2nd	--
	Johnny Robinson	S	1st	1st	1st	1st	1st	1st	1st
	Jan Stenerud	K	1st	1st	--	--	1st	--	1st
	Emmitt Thomas	CB	--	--	--	--	--	2nd	--
	1971	Bobby Bell	OLB	--	2nd	1st	2nd	1st	1st
Aaron Brown		DE	--	--	--	--	1st	2nd	--
Buck Buchanan		DT	--	--	--	2nd	--	2nd	1st
Ed Budde		G	--	--	--	--	--	2nd	--
Curley Culp		DT	--	2nd	--	--	--	--	--
Len Dawson		QB	--	--	--	--	--	2nd	--
Willie Lanier		LB	1st	1st	1st	1st	1st	1st	1st
Jim Marsalis		CB	--	--	--	--	--	1st	1st
Johnny Robinson		S	--	--	--	--	--	1st	--
Jan Stenerud		K	--	1st	--	--	--	--	--
Otis Taylor		WR	1st	1st	1st	1st	1st	1st	1st
Emmitt Thomas		CB	--	2nd	--	--	1st	2nd	--
Jim Tyrer		T	--	2nd	1st	2nd	1st	1st	1st
Jerrel Wilson	P	--	1st	--	--	--	--	1st	

YEAR	PLAYER	POS.	ALL-PRO				ALL-AFC				
			AP	FW	PFW	NEA	AP	UPI	TSN	PFW	
1972	Bobby Bell	LB	--	--	--	--	--	--	1st	--	
	Willie Lanier	LB	--	--	1st	2nd	--	1st	1st	1st	
	Otis Taylor	WR	--	1st	--	--	--	1st	--	--	
	Emmitt Thomas	CB	--	--	--	--	--	2nd	--	--	
	Jerrel Wilson	P	--	1st	--	2nd	--	--	1st	1st	
1973	Willie Lanier	MLB	1st	2nd	--	1st	1st	1st	1st	1st	
	Jack Rudnay	C	--	--	--	2nd	1st	2nd	--	--	
	Jerrel Wilson	P	--	2nd	--	2nd	--	--	--	--	
1974	Willie Lanier	MLB	2nd	2nd	--	1st	1st	1st	1st	1st	
	Jack Rudnay	C	--	--	--	2nd	1st	2nd	--	--	
	Emmitt Thomas	CB	1st	1st	--	2nd	1st	1st	1st	1st	
	Jan Stenerud	K	--	--	--	1st	--	--	--	--	
	Jerrel Wilson	P	--	--	--	2nd	--	2nd	--	--	
1975	Willie Lanier	MLB	--	2nd	--	1st	--	2nd	--	--	
	Jack Rudnay	C	--	--	--	2nd	--	--	--	--	
	Jan Stenerud	K	2nd	2nd	--	2nd	1st	1st	1st	1st	
	Emmitt Thomas	CB	2nd	--	--	1st	--	1st	--	1st	
	Jerrel Wilson	P	--	--	--	2nd	--	--	--	--	
1976	Jan Stenerud	K	--	--	--	2nd	1st	--	--	--	
1977	None										
			AP	FW	PFW	NEA	SI	UPI	TSN	PFW	
1978	None										
1979	Bob Grupp	P	--	1st	1st	1st	1st	1st	1st	1st	
	Jack Rudnay	C	--	--	--	2nd	--	--	--	--	
	Art Still	DE	--	--	--	--	--	2nd	--	--	
1980	Gary Barbaro	S	2nd	--	2nd	--	--	--	1st	1st	
	J.T. Smith	PR	1st	--	--	1st	1st	--	--	1st	
	Art Still	DE	2nd	1st	1st	1st	1st	1st	1st	1st	
1981	Gary Barbaro	S	--	1st	1st	--	--	--	2nd	1st	
	Joe Delaney	RB	--	--	--	--	--	--	1st	1st	
	Gary Green	CB	--	--	2nd	--	--	--	1st	1st	
	Eric Harris	CB	--	--	--	--	--	--	2nd	--	
	Nick Lowery	K	2nd	--	1st	--	--	--	1st	1st	
	J.T. Smith	PR	--	--	--	--	--	--	--	1st	
	Gary Barbaro	S	--	--	1st	--	--	--	1st	*	
1982	Gary Green	CB	--	--	--	--	--	--	2nd	*	
	Art Still	DE	--	--	--	--	--	--	2nd	*	
	Nick Lowery	K	--	--	--	--	--	--	2nd	*	
	Carlos Carson	WR	--	--	--	--	--	--	1st	--	
1983	Deron Cherry	S	2nd	--	--	--	--	1st	1st	1st	
	Gary Green	CB	--	1st	1st	--	--	--	1st	--	
	Jim Arnold	P	2nd	--	--	--	--	--	--	--	
1984	Deron Cherry	S	1st	--	2nd	--	--	--	1st	--	
			ALL-PRO				ALL-AFC				
			AP	FW	NEA	TSN	PFW	SI	UPI	PFW	
	Gary Green	CB	--	--	2nd	--	--	--	--	--	
	Art Still	DE	2nd	--	--	--	--	--	2nd	--	
1985	Deron Cherry	S	2nd	--	2nd	--	**	--	1st	**	
	Nick Lowery	K	1st	--	1st	--	**	--	2nd	**	
1986	Lloyd Burruss	S	--	--	--	--	--	--	1st	--	
	Deron Cherry	S	1st	--	2nd	1st	--	1st	1st	1st	
	Albert Lewis	CB	--	--	2nd	--	--	--	2nd	--	
	Nick Lowery	K	--	--	--	--	--	--	2nd	--	
	Bill Maas	DT	2nd	--	--	--	1st	--	--	1st	
	Art Still	DE	--	--	--	--	--	--	1st	--	
1987	Carlos Carson	WR	--	--	--	--	--	--	2nd	--	
	Deron Cherry	S	--	--	--	--	--	--	2nd	--	
	Albert Lewis	CB	--	--	--	--	1st	--	2nd	--	
	Bill Maas	DT	--	--	2nd	--	1st	--	1st	1st	
	Paul Palmer	KR	--	--	--	--	--	--	--	1st	
			AP	FW	NEA	TSN	PFW	SI	USA	UPI	PFW
1988	Lloyd Burruss	S	--	--	--	--	--	--	--	2nd	--
	Deron Cherry	S	1st	1st	2nd	1st	1st	--	--	1st	1st
	Dino Hackett	ILB	--	--	--	--	--	--	--	2nd	--
	Albert Lewis	CB	--	--	--	--	--	--	--	1st	1st
	Nick Lowery	K	--	--	1st	--	--	1st	--	2nd	--

YEAR	PLAYER	POS.	ALL-PRO							ALL-AFC		
			AP	FW	NEA	TSN	PFW	SI	USA	UPI	PFW	
1989	Deron Cherry	S	--	--	--	--	--	--	--	--	2nd	--
	Albert Lewis	CB	1st	1st	1st	1st	1st	1st	--	--	1st	1st
	Christian Okoye	RB	1st	1st	1st	1st	1st	--	--	--	1st	1st
	Dan Saleaumua	DT	--	--	--	--	--	1st	--	--	--	--
	Derrick Thomas	OLB	--	--	--	--	--	1st	--	--	1st	1st
	Kevin Ross	S	--	--	--	--	--	--	2nd	--	--	--
1990	John Alt	T	2nd	--	--	1st	--	1st	--	--	1st	--
	Albert Lewis	CB	1st	1st	1st	1st	--	1st	1st	--	1st	1st
	Nick Lowery	K	1st	1st	1st	1st	1st	--	--	--	1st	1st
	Kevin Ross	S	2nd	--	--	--	--	--	--	--	2nd	--
	Dan Saleaumua	DT	--	--	2nd	--	1st	1st	--	--	--	1st
	Derrick Thomas	OLB	1st	1st	1st	1st	1st	--	1st	--	1st	1st
1991	John Alt	T	--	--	--	--	--	1st	--	--	1st	--
	Derrick Thomas	LB	1st	--	2nd	1st	1st	--	--	--	1st	1st
	Christian Okoye	RB	--	--	2nd	--	--	--	--	--	--	1st
1992	Derrick Thomas	LB	--	--	1st	1st	--	--	--	--	1st	1st
	Neil Smith	DE	--	--	2nd	--	--	--	--	--	--	--
	Nick Lowery	K	--	--	--	--	--	1st	1st	--	--	--
1993	Marcus Allen	RB	--	--	--	--	--	--	--	--	1st	1st
	Neil Smith	DE	1st	1st	1st	--	1st	--	--	--	1st	1st
	Derrick Thomas	LB	2nd	--	--	--	--	--	--	--	1st	--
1994	Dale Carter	CB	--	--	--	--	--	--	--	--	2nd	--
	Neil Smith	DE	--	--	--	--	--	--	--	--	2nd	--
	Derrick Thomas	LB	2nd	--	--	--	--	--	--	--	1st	--
1995	Louie Aguiar	P	2nd	--	--	--	--	--	--	--	2nd	--
	Dale Carter	CB	2nd	--	--	--	--	1st	--	--	1st	1st
	Dan Saleaumua	DT	--	--	--	--	1st	--	--	--	--	1st
	Will Shields	G	--	--	--	--	--	1st	--	--	--	--
	Neil Smith	DE	2nd	--	--	--	--	--	--	--	1st	1st
	Dave Szott	G	--	--	--	--	--	--	--	--	2nd	--
	Derrick Thomas	LB	--	--	--	--	--	--	--	--	2nd	--
Tamarick Vanover	KR	--	--	--	--	--	1st	--	--	--	--	
1996	Dale Carter	CB	2nd	--	1st	--	--	--	--	--	1st	1st
	Mark Collins	CB	--	--	--	--	--	--	--	--	2nd	--
	Will Shields	G	--	--	--	--	--	--	--	--	2nd	1st
	Derrick Thomas	LB	2nd	--	--	--	1st	--	--	--	1st	1st
	Tamarick Vanover	KR	--	--	--	--	--	--	--	--	--	1st
				AP	PFW	TSN	SI	USA				PFW
1997	Dale Carter	CB	--	--	--	--	--	--	--	--	--	1st
	James Hasty	CB	--	--	--	--	--	--	--	--	--	1st
	Pete Stoyanovich	K	--	1st	--	1st	1st	--	--	--	--	--
	Dave Szott	G	1st	1st	--	--	--	--	--	--	1st	1st
	Tamarick Vanover	KR	--	--	--	--	1st	--	--	--	--	1st
1998	None											
1999	Tony Gonzalez	TE	1st	1st	1st	1st	1st	1st	--	--	1st	--
	James Hasty	CB	--	--	--	--	--	1st	--	--	--	--
	Tony Richardson	FB	--	--	--	1st	--	--	--	--	--	--
	Will Shields	G	--	--	1st	--	--	--	--	--	--	--
2000	Tony Gonzalez	TE	1st	1st	1st	1st	1st	1st	1st	1st	1st	1st
	Eric Hicks	DE	--	--	--	--	--	2nd	--	--	--	--
	Mike Maslowski	ST	--	--	--	1st	--	--	--	--	--	--
	Tony Richardson	FB	--	--	--	1st	--	--	--	--	--	--
				AP	PFW	TSN	SI	USA	FD	CPFWD	FN	PFW
2001	Tony Gonzalez	TE	1st	1st	1st	1st	1st	1st	--	--	1st	1st
	Priest Holmes	RB	1st	--	--	--	2nd	1st	--	--	1st	1st
	Will Shields	G	--	--	--	--	--	2nd	--	--	1st	1st
2002	Tony Gonzalez	TE	2nd	1st	1st	--	2nd	--	--	--	1st	--
	Dante Hall	KR	2nd	--	--	--	2nd	1st	--	--	--	--
	Priest Holmes	RB	1st	1st	1st	1st	1st	1st	--	--	1st	--
	Tony Richardson	FB	--	--	--	--	2nd	--	--	--	--	--
	Willie Roaf	T	2nd	--	--	1st	1st	1st	--	--	--	--
	Will Shields	G	1st	1st	1st	--	1st	1st	--	--	1st	--
	Casey Wiegmann	C	--	--	--	1st	--	--	--	--	--	--

2003	Tony Gonzalez	TE	AP	PFW	TSN	SI	FD		PFW
	Dante Hall	PR/KR	1st	1st	1st	1st	1st	1st/2nd	1st
	Priest Holmes	RB	1st	1st	1st	--	1st		1st
	Tony Richardson	FB	--	--	--	--	2nd		--
	Willie Roaf	T	1st	1st	--	--	2nd		1st
	Will Shields	G	1st	1st	1st	--	1st		1st
2004	Tony Gonzalez	TE	AP	PFW	TSN	SI	FD	CPFW	PFW
	Tony Richardson	FB	2nd	--	--	--	1st	1st	--
	Willie Roaf	T	1st	1st	--	--	--	2nd	1st
	Will Shields	G	2nd	--	--	1st	2nd	1st	1st
	Brian Waters	G	1st	1st	1st	--	2nd	2nd	--
				AP	PFW	TSN	SI		
2005	Larry Johnson	RB	2nd	--	--	--			1st
	Willie Roaf	T	2nd	--	--	--			1st
	Will Shields	G	2nd	--	--	--			1st
	Brian Waters	G	1st	--	--	--			--
2006	Tony Gonzalez	TE	2nd	--	--	--			--
	Larry Johnson	RB	1st	1st	--	--			--
	Will Shields	G	2nd	--	--	--			--
2007	Jared Allen	DE	1st	1st	1st	1st			1st
	Tony Gonzalez	TE	2nd	--	--	--			--
2008	Tony Gonzalez	TE	1st	1st	--	--			--
2009	None								
2010	Dwayne Bowe	WR	2nd	--	--	--			--
	Jamaal Charles	RB	1st	1st	--	--			1st
2011	Tamba Hali	LB	2nd	--	--	--			--
	Derrick Johnson	LB	1st	--	--	--			--
2012	Jamaal Charles	RB	2nd	--	--	--			--

Reference: First or second-team All-Pro or All-Conference honors as selected by the following: (AP) Associated Press, (UPI) United Press International, (NEA) Newspaper Enterprise Assoc., (TSN) The Sporting News, (PFW) Pro Football Weekly, (FW) Pro Football Writers of America, (USA) USA Today - Gordon Forbes, (SI) Sports Illustrated - Paul Zimmerman, (FD) Football Digest, (FN) Football News, (CPFW) College and Pro Football Newsweekly.

Notes: The Sporting News All-AFL Team was selected by the players in 1960, '62-66 and by the coaches in '61. Pro Football Weekly's selections have been made by the Pro Football Writers of America since '96. *No team named due to '82 NFLPA Strike. **No team named in '85.



CHIEFS IN THE MISSOURI SPORTS HALL OF FAME



Year	Individual	Chiefs Years
1994	Lamar Hunt	1960-05
	Len Dawson	1962-75
	Otis Taylor	1965-75
	Bill Grigsby	1963-05
	Bobby Bell	1963-74
1996	Hank Stram	1960-74
	Jan Stenerud	1967-79
1997	Fred Arbanas	1962-70
1998	Ed Budde	1963-76
1999	Willie Lanier	1967-77
	Johnny Robinson	1960-71
2001	Marcus Allen	1993-97
	Dick Vermeil	2001-05
	Deron Cherry	1981-91
2002	Christian Okoye	1987-92
2004	Carl Peterson	1989-07
2006	Art Still	1978-87
	Gary Spani	1978-86



2007	Curtis McClinton	1962-69
2008	Neil Smith	1988-96
2009	Will Shields	1993-06
2010	Marty Schottenheimer	1989-98
2011	Priest Holmes	2001-07
2012	Emmitt Thomas	1966-78, 2010-12
2013	Tony Richardson	1995-05


RETIRED JERSEYS

STENERUD

3

JAN STENERUD • KICKER • 1967-79


The first pure placekicker inducted in the Pro Football Hall of Fame, K Jan Stenerud played 19 NFL seasons, including 13 with Kansas City.



LEN DAWSON • QUARTERBACK • 1962-75

The standard-bearer for Chiefs signal callers, QB Len Dawson is the franchise's all-time leading passer. He led the club to three AFL titles and a Super Bowl IV ring.


**DAWSON
16**



**THOMAS
18**

EMMITT THOMAS • CORNERBACK • 1966-78

The Chiefs career leader with 58 interceptions, CB Emmitt Thomas played in 181 games over his Hall of Fame career with Kansas City.



ABNER HAYNES • RUNNING BACK • 1960-64

One of the offensive stars during the Texans/Chiefs first five years, RB Abner Haynes led the club in rushing four times.

**HAYNES
28**



**JOHNSON
33**

STONE JOHNSON • RUNNING BACK • 1963

A sprinter in the '60 Olympics in Rome and a QB at Grambling, RB Stone Johnson's athletic career came to a tragic end during his rookie season of '63. Johnson suffered a fractured vertebra in his neck in a preseason game against the Houston Oilers in Wichita, Kansas and died just 10 days later on Sept. 8, 1963.




**THOMAS
58**

MACK LEE HILL • RUNNING BACK • 1964-65

An AFL All-Star as a rookie in '64, RB Mack Lee Hill rushed for 1,203 yards in just 27 games with the Chiefs. Hill tragically died on the operating table after suffering a knee injury late in the '65 season.

**HILL
36**



DERRICK THOMAS • LINEBACKER • 1989-99

The most prolific pass rusher in Chiefs history, LB Derrick Thomas was the heart and soul of the club's dominating defense throughout the '90s and owns the NFL's single-game sack record (7.0 vs. Seattle - 11/11/90).



**BELL
78**

WILLIE LANIER • LINEBACKER • 1967-77


A Pro Football Hall of Famer, LB Willie Lanier played 11 seasons for the Chiefs and was named to the NFL's 75th Anniversary All-Time Team.

**LANIER
63**



BOBBY BELL • LINEBACKER • 1963-74

Perhaps the greatest outside linebacker to ever play the game, LB Bobby Bell was the first Chiefs player to enter the Pro Football Hall of Fame in '83.



**BUCHANAN
86**

BUCK BUCHANAN • DEFENSIVE TACKLE • 1967-77

A pivotal member of the great Chiefs defense of the '60s and '70s, DT Buck Buchanan was enshrined in the Pro Football Hall of Fame.

**BUCHANAN
86**



RECORDS

ALL-TIME RECORDS



INDIVIDUAL

SERVICE

Most Seasons, Active Players

15	Jerrel Wilson	1963-77
14	Len Dawson	1962-75
	Ed Budde	1963-76
	Nick Lowery	1980-93
	Will Shields	1993-06
13	Jim Tyrer	1961-73
	Buck Buchanan	1963-75
	Emmitt Thomas	1966-78
	Jan Stenerud	1967-79
	Jack Rudnay	1970-82
	John Alt	1984-96
12	Johnny Robinson	1960-71
	Dave Hill	1963-74
	Bobby Bell	1963-74
	Mike Livingston	1968-79
	Henry Marshall	1976-87
	Tony Gonzalez	1997-08

Most Games Played, Career (All 175+)

224	Will Shields	1993-06
212	Nick Lowery	1980-93
203	Jerrel Wilson	1963-77
190	Tony Gonzalez	1997-08
186	Jan Stenerud	1967-79
183	Len Dawson	1962-75
182	Buck Buchanan	1963-75
181	Emmitt Thomas	1966-78
180	Jim Tyrer	1961-73
179	John Alt	1984-96
178	Jack Rudnay	1970-82
177	Ed Budde	1963-76

Most Games Started, Career (Since 1968)

223	Will Shields	1993-06
174	Tony Gonzalez	1997-08
171	Jack Rudnay	1970-82
164	Tim Grunhard	1990-00
*158	Len Dawson (*Since 1962)	1962-75
157	Derrick Thomas	1989-99

Most Starts, Rookie, Season

16	Sylvester Hicks	1978
	Art Still	1978
	Dave Lutz	1983
	Kevin Ross	1984
	Dino Hackett	1986
	Derrick Thomas	1989
	Greg Wesley	2000
	Derrick Johnson	2005
	Tamba Hali	2006
	Brandon Carr	2008
	Glenn Dorsey	2008
	Eric Berry	2010
	Dontari Poe	2012

Most Consecutive Games Played, Career

224	Will Shields	Sept. 5, 1993 - Dec. 31, 2006
186	Jan Stenerud	Sept. 9, 1967 - Dec. 16, 1979
180	Jim Tyrer	Sept. 10, 1961 - Dec. 2, 1973
168	Bobby Bell	Sept. 7, 1963 - Dec. 14, 1974
166	Buck Buchanan	Sept. 7, 1963 - Dec. 1, 1974

Most Consecutive Games Started (Since 1968)

223	Will Shields	Sept. 12, 1993 - Dec. 31, 2006
144	Emmitt Thomas	Sept. 28, 1968 - Oct. 15, 1978
134	Jim Lynch	Sept. 9, 1968 - Nov. 6, 1977
120	Tim Grunhard	Sept. 5, 1993 - Oct. 29, 2000
	Tony Gonzalez	Sept. 19, 1999 - Nov. 12, 2006

Most Consecutive Games Started To Begin Career

101	Gary Barbaro	1976-82
64	Brandon Carr	2008-11
51	Art Still	1978-81
41	Tamba Hali	2006-08
37	Greg Wesley	2000-02

Most Games Started, Quarterback, Career

158	Len Dawson	1962-75
88	Trent Green	2001-06
77	Bill Kenney	1979-88
75	Mike Livingston	1968-79
52	Steve DeBerg	1988-91

Most Consecutive Games Started, Quarterback

81	Trent Green	Sept. 9, 2001 - Sept. 10, 2006
44	Len Dawson	Oct. 31, 1965 - Nov. 3, 1968
35	Steve DeBerg	Nov. 26, 1989 - Dec. 8, 1991
28	Steve Bono	Sept. 3, 1995 - Nov. 24, 1996
	Elvis Grbac	Dec. 26, 1998 - Nov. 19, 2000
	Len Dawson	Sept. 8, 1962 - Nov. 8, 1963

Most Consecutive Seasons Starting Every Game, QB

5	Trent Green	2001-05
2	Len Dawson	1966-67

SCORING

POINTS

Most Points, Career (All 400+)

1,466	Nick Lowery	1980-93
1,231	Jan Stenerud	1967-79
500	Priest Holmes	2001-07
462	Tony Gonzalez	1997-08
442	Pete Stoyanovich	1996-00

Most Seasons, 100 or More Points

11	Nick Lowery	1981, '83-86, '88-93
5	Jan Stenerud	1967-71
3	Pete Stoyanovich	1997-99
	Lawrence Tynes	2004-06
	Ryan Succop	2009-10, '12
2	Lin Elliott	1994-95
	Morten Andersen	2002-03
	Priest Holmes	2002-03
	Larry Johnson	2005-06
1	Jack Spikes	1960
	Abner Haynes	1962
	Todd Peterson	2001

Most Points, Season (All 125+)

162	Priest Holmes	2003
144	Priest Holmes	2002
139	Nick Lowery	1990
129	Jan Stenerud	1968
126	Larry Johnson	2005
125	Lawrence Tynes	2005

Most Points, Non-Kickers, Rookie, Season

72	Abner Haynes	1960
66	Billy Jackson	1981
54	Johnny Robinson	1960
48	Mike Garrett	1966
42	Robert Holmes	1968

Most Points, Kickers, Rookie, Season

108	Jan Stenerud	1967
104	Jack Spikes	1960
	Ryan Succop	2009
87	Tommy Brooker	1962

Most Points, Game

30	Abner Haynes vs. Oakland	Nov. 26, 1961
24	Frank Jackson vs. Denver	Dec. 10, 1961
	Abner Haynes vs. Boston	Sept. 8, 1962
	Frank Jackson at San Diego	Dec. 13, 1964
	Bert Coan at Denver	Oct. 23, 1966
	Priest Holmes at Cleveland	Sept. 8, 2002
	Priest Holmes vs. Atlanta	Oct. 24, 2004
	Derrick Blaylock vs. Atlanta	Oct. 24, 2004
	Larry Johnson vs. Seattle	Oct. 29, 2006

TOUCHDOWNS

Most Touchdowns, Career

83	Priest Holmes (76 rush, 7 rec.)	2001-07
76	Tony Gonzalez (0 rush, 76 rec.)	1997-08
61	Larry Johnson (55 rush, 6 rec.)	2003-09
60	Otis Taylor (3 rush, 57 rec.)	1965-75
58	Abner Haynes (39 rush, 17 rec., 1 KOR, 1 fum.)	1960-64

Most Touchdowns, Season

27	Priest Holmes (27 rush, 0 rec.)	2003
24	Priest Holmes (21 rush, 3 rec.)	2002
21	Larry Johnson (20 rush, 1 rec.)	2005
19	Abner Haynes (13 rush, 6 rec.)	1962
	Larry Johnson (17 rush, 2 rec.)	2006

Most Touchdowns, Rookie, Season

12	Abner Haynes (9 rush, 3 rec.)	1960
11	Billy Jackson (10 rush, 1 rec.)	1981
8	Johnny Robinson (4 rush, 4 rec.)	1960
7	Mike Garrett (6 rush, 1 rec.)	1966
	Robert Holmes (7 rush, 0 rec.)	1968

Most Touchdowns, Game

5	Abner Haynes vs. Oakland	Nov. 26, 1961
4	Frank Jackson vs. Denver	Dec. 10, 1961
	Abner Haynes vs. Boston	Sept. 8, 1962
	Frank Jackson at San Diego	Dec. 13, 1964
	Bert Coan at Denver	Oct. 23, 1966
	Priest Holmes at Cleveland	Sept. 8, 2002
	Priest Holmes vs. Atlanta	Oct. 24, 2004
	Derrick Blaylock vs. Atlanta	Oct. 24, 2004
	Larry Johnson vs. Seattle	Oct. 29, 2006
3	31 times; Last Wayne Bowe at Seattle	Nov. 28, 2010

Most Consecutive Games Scoring Touchdowns

11	Priest Holmes	2002
9	Larry Johnson	2006
8	Priest Holmes	2003-04
	Larry Johnson	2004-05
7	Marcus Allen	1993
	Priest Holmes	2004-05
	Larry Johnson	2005
	Dwayne Bowe	2010

POINTS AFTER TOUCHDOWN

Most Points After TD Attempted, Career

483	Nick Lowery	1980-93
409	Jan Stenerud	1967-79
164	Pete Stoyanovich	1996-00
149	Tommy Brooker	1962-66
141	Lawrence Tynes	2004-06

Most Points After TD Attempted, Season

60	Lawrence Tynes	2004
59	Morten Andersen	2003
51	Morten Andersen	2002
46	Tommy Brooker	1964
45	Jan Stenerud	1967
	Pete Stoyanovich	1999
	Lawrence Tynes	2005

Most Points After TD Attempted, Game

8	Tommy Brooker at Denver	Sept. 7, 1963
	Mike Mercer at Denver	Oct. 23, 1966
	Lawrence Tynes vs. Atlanta	Oct. 24, 2004

Most Points After TD Made, Career

479	Nick Lowery	1980-93
394	Jan Stenerud	1967-79
163	Pete Stoyanovich	1996-00
149	Tommy Brooker	1962-66
137	Lawrence Tynes	2004-06

Most Points After TD Made, Season

58	Morten Andersen	2003
	Lawrence Tynes	2004
51	Morten Andersen	2002
46	Tommy Brooker	1964
45	Jan Stenerud	1967
	Pete Stoyanovich	1999

Most Points After TD Made, Game

8	Tommy Brooker at Denver	Sept. 7, 1963
	Mike Mercer at Denver	Oct. 23, 1966
	Lawrence Tynes vs. Atlanta	Oct. 24, 2004
7	Cotton Davidson vs. Denver	Dec. 10, 1961
	T. Brooker at N.Y. Titans	Nov. 11, 1962
	Jack Spikes vs. Denver	Dec. 8, 1963
	Tommy Brooker vs. Houston	Nov. 28, 1965
	Morten Andersen vs. Arizona	Dec. 1, 2002
	Morten Andersen vs. St. Louis	Dec. 8, 2002
	Lawrence Tynes at Tennessee	Dec. 13, 2004

Most Consecutive Points After TD

197	Nick Lowery	1983-89
155	Jan Stenerud	1968-73
149	Tommy Brooker	1962-66
108	Ryan Succop	2009-12

Highest Point After Percentage, Career (100 PATs)

100.00	Tommy Brooker (149-149)	1962-66
	Ryan Succop (108-108)	2009-12
99.39	Pete Stoyanovich (163-164)	1996-00
99.17	Nick Lowery (479-483)	1980-93
99.09	Morten Andersen (109-110)	2002-03
97.16	Lawrence Tynes (137-141)	2004-06

FIELD GOALS

Most Field Goals Attempted, Career

436	Jan Stenerud	1967-79
410	Nick Lowery	1980-93
119	Ryan Succop	2009-12
115	Pete Stoyanovich	1996-00
87	Lawrence Tynes	2004-06
85	Tommy Brooker	1962-66

Most Field Goals Attempted, Season

44	Jan Stenerud	1971
42	Jan Stenerud	1970
40	Jan Stenerud	1968

Most Field Goals Attempted, Game

7	Jan Stenerud vs. Buffalo	Dec. 19, 1971
6	Tommy Brooker vs. San Diego	Dec. 16, 1962
	Jan Stenerud	6 times
	Last; at Washington	Oct. 10, 1976
	Todd Peterson vs. Denver	Dec. 16, 2001
	Ryan Succop at New Orleans	Sept. 23, 2012

Most Seasons Leading League, Field Goals Made

3	Jan Stenerud	1967, '70, '75
---	--------------	----------------

Most Field Goals Made, Career

329	Nick Lowery	1980-93
279	Jan Stenerud	1967-79
97	Ryan Succop	2009-12
93	Pete Stoyanovich	1996-00
68	Lawrence Tynes	2004-06

Most Field Goals Made, Season

34	Nick Lowery	1990
30	Jan Stenerud	1968, '70
28	Ryan Succop	2012
27	Jan Stenerud	1969
	Nick Lowery	1988
	Pete Stoyanovich	1998
	Todd Peterson	2001
	Lawrence Tynes	2005

Most Field Goals Made, Rookie, Season

25	Ryan Succop	2009
21	Jan Stenerud	1967
13	Jack Spikes	1960
12	Tommy Brooker	1962
10	Connor Barth	2008

Most Field Goals Made, Game

6	Ryan Succop at New Orleans	Sept. 23, 2012
5	Jan Stenerud at Buffalo	Nov. 2, 1969
	Jan Stenerud vs. Buffalo	Dec. 7, 1969
	Jan Stenerud vs. Buffalo	Dec. 19, 1971
	Nick Lowery vs. L.A. Raiders	Sept. 12, 1985
	Nick Lowery vs. Cincinnati	Nov. 13, 1988
	Nick Lowery at Chicago	Dec. 29, 1990
	Nick Lowery vs. Denver	Sept. 20, 1993
	Ryan Succop vs. Minnesota	Oct. 2, 2011
4	Tommy Brookier vs. San Diego	Dec. 16, 1962
	Mike Mercer at N.Y. Jets	Nov. 27, 1966
	Lin Elliott vs. Seattle	Dec. 24, 1995
	Jan Stenerud	10 times
	Nick Lowery	8 times
	Pete Stoyanovich	2 times
	Todd Peterson vs. Denver	Dec. 16, 2001
	Lawrence Tynes	2 times
	Last; vs. Denver	Nov. 23, 2006
	Nick Novak vs. Denver	Sept. 28, 2008
	Ryan Succop at Washington	Oct. 18, 2009

Most Consecutive Games Scoring Field Goals

16	Jan Stenerud	1969-70
15	Lawrence Tynes	2004-05
12	Pete Stoyanovich	1997-98
11	Jan Stenerud	1968-69
	Jan Stenerud	1971-72
	Nick Lowery	1985-86
	Morten Andersen	2002

Most Consecutive Field Goals Made

22	Pete Stoyanovich	1997-98
	Ryan Succop	2011
21	Nick Lowery	1990
	Nick Lowery	1991
16	Jan Stenerud	1969
15	Nick Lowery	1992-93
	Morten Andersen	2002
	Ryan Succop	2009-10

Longest Field Goal

58	Nick Lowery at Washington	Sept. 18, 1983
	Nick Lowery vs. L.A. Raiders	Sept. 12, 1985
57	Nick Lowery vs. Seattle	Sept. 14, 1980
55	Jan Stenerud at Denver	Oct. 4, 1970
54	Jan Stenerud at Houston	Sept. 9, 1967
	Jan Stenerud at Denver	Oct. 5, 1969
	Jan Stenerud at San Francisco	Dec. 6, 1971
	Nick Lowery vs. L.A. Raiders	Nov. 6, 1983
	Nick Lowery at Detroit	Nov. 26, 1987
	Pete Stoyanovich vs. Denver	Nov. 16, 1997
	Ryan Succop vs. Minnesota	Oct. 2, 2011

Highest Field Goal Percentage, Career (100 Attempts)

81.5	Ryan Succop (97-119)	2009-12
80.9	Pete Stoyanovich (93-115)	1996-00
80.2	Nick Lowery (329-410)	1980-93
64.0	Jan Stenerud (279-436)	1967-79

Highest Field Goal Percentage, Season

96.3	Pete Stoyanovich (26-27)	1997
91.9	Nick Lowery (34-37)	1990
91.6	Nick Lowery (22-24)	1992
88.9	Nick Lowery (24-27)	1985
86.2	Ryan Succop (25-29)	2009

Highest Field Goal Percentage, Career At Arrowhead

88.1	Pete Stoyanovich (52-59)	1996-00
85.6	Nick Lowery (179-209)	1980-93
84.1	Ryan Succop (53-63)	2009-12
77.3	Lawrence Tynes (34-44)	2004-06
58.6	Jan Stenerud (75-128)	1972-79

Attempts Less Than 40 Yards, Season (15 Attempts)

21-21	Nick Lowery	1991
20-20	Pete Stoyanovich	1998
16-20	Ryan Succop	2012
17-17	Ryan Succop	2009
16-16	Morten Andersen	2002
14-15	Ryan Succop	2011

Most Field Goals, No Misses, Game

6	Ryan Succop at New Orleans	Sept. 23, 2012
5	Jan Stenerud at Buffalo	Nov. 2, 1969
	Jan Stenerud vs. Buffalo	Dec. 7, 1969
	Nick Lowery vs. L.A. Raiders	Sept. 12, 1985
	Nick Lowery at Chicago	Dec. 29, 1990
	Nick Lowery vs. Denver	Sept. 20, 1993
	Ryan Succop vs. Minnesota	Oct. 2, 2011

Most Field Goals, 50 or More Yards, Career

20	Nick Lowery	1980-93
12	Jan Stenerud	1967-79
8	Ryan Succop	2009-12
6	Lawrence Tynes	2004-06
5	Pete Stoyanovich	1996-99

Most Field Goals, 50 or More Yards, Season

4	Nick Lowery	1980
3	Nick Lowery	1985, '88
	Ryan Succop	2011
2	Pete Stoyanovich	1997, '98
	Lawrence Tynes	2004, 2005, 2006
	Ryan Succop	2009, '12

Most Field Goals, 50 or More Yards, Game

2	Nick Lowery vs. Seattle	Sept. 14, 1980
	Nick Lowery at New Orleans	Sept. 8, 1985
	Nick Lowery at Detroit	Nov. 26, 1987
	Lawrence Tynes at Miami	Oct. 21, 2005
	Ryan Succop vs. Minnesota	Oct. 2, 2011

DEFENSIVE AND SPECIAL TEAMS SCORES**Most Defensive Touchdowns, Career**

8	Bobby Bell (6 INTs, 2 FRs)	1963-74
5	Emmitt Thomas (5 INTs)	1966-78
	Jim Kearney (5 INTs)	1967-75
4	Lloyd Burruss (4 INTs)	1981-91
	Derrick Thomas (4 FRs)	1989-99
	James Hasty (3 INTs, 1 FR)	1995-99

Most Defensive Touchdowns, Season

4	Jim Kearney (4 INTs)	1972
3	David Webster (2 INTs, 1 FR)	1960
	Lloyd Burruss (3 INTs)	1986
	Charles Mincy (2 INTs, 1 FR)	1992
	Mark McMillian (3 INTs)	1997

Most Defensive Touchdowns, Game

2	Jim Kearney at Denver	Oct. 1, 1972
	Lloyd Burruss vs. San Diego	Oct. 19, 1986
	Cris Dishman at Oakland	Nov. 28, 1999
	Derrick Johnson at Denver	Jan. 3, 2010

Most Special Teams Touchdowns, Career

11	Dante Hall (5 PRs, 6 KORs)	2000-06
8	Tamarick Vanover (4 PRs, 4 KORs)	1995-99
4	J.T. Smith (4 PRs)	1978-84
2	Five players tied	

Most Special Teams Touchdowns, Season

4	Dante Hall (2 PRs, 2 KORs)	2003
3	Tamarick Vanover (2 KORs, 1 PR)	1995
	Dante Hall (2 PRs, 1 KOR)	2002
2	J.T. Smith (2 PRs)	1979
	J.T. Smith (2 PRs)	1980
	Paul Palmer (2 KORs)	1987
	Dale Carter (2 PRs)	1992
	Dante Hall (2 KORs)	2004

Most Safeties, Career

3	Derrick Thomas	1989-98
2	Bill Maas	1984-92
	Dan Saleaumua	1989-96
	Joe Phillips	1992-97
1	Buck Buchanan	1963-75
	Willie Lanier	1967-77
	John Lohmeyer	1973, '75-77
	Ed Beckman	1977-84
	Dino Hackett	1986-92
	Albert Lewis	1983-93
	Rob McGovern	1989-90
	Bernard Pollard	2006-08
	Tamba Hali	2006-09
	Justin Houston	2011-12

Most Safeties, Season

1	Buck Buchanan	1968
	Willie Lanier	1974
	John Lohmeyer	1976
	Ed Beckman	1978
	Dino Hackett	1988
	Albert Lewis	1988
	Bill Maas	1988, '90
	Rob McGovern	1989
	Dan Saleaumua	1991, '96
	Derrick Thomas	1994, '97, '98
	Joe Phillips	1997
	Bernard Pollard	2007
	Tamba Hali	2009
	Justin Houston	2012

Most Two-Point Conversions, Career

3	Tony Gonzalez	1997-08
2	Bo Dickinson	1960-61
	Curtis McClinton	1962-69
	Jerrel Wilson	1963-77
	Reg Carolan	1964-68
	Trent Green	2001-06
	Eddie Kennison	2001-07

Most Two-Point Conversions, Season

2	Bo Dickinson	1961
---	--------------	------

Most Two-Point Conversion Passes, Career

8	Len Dawson	1962-75
4	Trent Green	2001-06
2	Randy Duncan	1961
	Elvis Grbac	1997-00

RUSHING**Most Seasons Leading League in Rushing**

1	Abner Haynes	1960
	Christian Okoye	1989
	Priest Holmes	2001

ATTEMPTS**Most Rushing Attempts, Career**

1,375	Larry Johnson	2003-09
1,321	Priest Holmes	2001-07
1,246	Christian Okoye	1987-92
1,157	Ed Podolak	1969-77
932	Marcus Allen	1993-97

Most Rushing Attempts, Season

*416	Larry Johnson	2006
370	Christian Okoye	1989
336	Larry Johnson	2005
327	Priest Holmes	2001
320	Priest Holmes	2003
	*NFL RECORD	

Most Rushing Attempts, Consecutive Seasons

752	Larry Johnson (336, 416)	2005-06
640	Priest Holmes (327, 313)	2001-02
633	Priest Holmes (313, 320)	2002-03
615	Christian Okoye (370, 245)	1989-90
574	Larry Johnson (416, 158)	2006-07

Most Rushing Attempts, Rookie, Season

234	Joe Delaney	1981
174	Robert Holmes	1968
157	Christian Okoye	1987
156	Abner Haynes	1960
147	Mike Garrett	1966

Most Rushing Attempts, Game

39	Larry Johnson vs. Seattle	Oct. 29, 2006
38	Christian Okoye at Green Bay	Dec. 10, 1989
37	Christian Okoye vs. Seattle	Nov. 5, 1989
36	Larry Johnson at Houston	Nov. 20, 2005
35	Barry Word vs. L.A. Raiders	Dec. 22, 1991

YARDS GAINED**Most Rushing Yards, Career**

6,070	Priest Holmes	2001-07
6,015	Larry Johnson	2003-09
4,897	Christian Okoye	1987-92
4,536	Jamaal Charles	2008-12
4,451	Ed Podolak	1969-77

Most Rushing Yards, Season (All 1,000+)

1,789	Larry Johnson	2006
1,750	Larry Johnson	2005
1,615	Priest Holmes	2002
1,555	Priest Holmes	2001
1,509	Jamaal Charles	2012
1,480	Christian Okoye	1989
1,467	Jamaal Charles	2010
1,420	Priest Holmes	2003
1,121	Joe Delaney	1981
1,120	Jamaal Charles	2009
1,087	Mike Garrett	1967
1,053	Tony Reed	1978
1,049	Abner Haynes	1962
1,031	Christian Okoye	1991
1,015	Barry Word	1990

Most Rushing Yards, Consecutive Seasons

3,539	Larry Johnson (1,750, 1,789)	2005-06
3,170	Priest Holmes (1,555, 1,615)	2001-02
3,035	Priest Holmes (1,615, 1,420)	2002-03
2,587	Jamaal Charles (1,120, 1,467)	2009-10
2,348	Larry Johnson (1,789, 559)	2006-07

Most Rushing Yards, Rookie, Season

1,121	Joe Delaney	1981
875	Abner Haynes	1960
866	Robert Holmes	1968
801	Mike Garrett	1966
660	Christian Okoye	1987
604	Curtis McClinton	1962

Most Rushing Yards, Game (All 200+)

259	Jamaal Charles at Denver	Jan. 3, 2010
233	Jamaal Charles at New Orleans	Sept. 23, 2012
226	Jamaal Charles vs. Indianapolis	Dec. 23, 2012
211	Larry Johnson at Houston	Nov. 20, 2005
201	Larry Johnson vs. Cincinnati	Jan. 1, 2006
200	Barry Word at Detroit	Oct. 14, 1990

Most Rushing Yards, Rookie, Game (All 150+)

193	Joe Delaney vs. Houston	Nov. 15, 1981
161	Mike Garrett at San Diego	Dec. 18, 1966
158	Robert Holmes at Cincinnati	Nov. 10, 1968
157	Abner Haynes at N.Y. Titans	Nov. 24, 1960
150	Kolby Smith vs. Oakland	Nov. 25, 2007

Most Rushing Yards, Consecutive Games (All 300+)

361	(102, 259) J. Charles	Dec. 27, 2009 - Jan. 3, 2010
343	(132, 211) Larry Johnson	Nov. 13-20, 2005
332	(131, 201) L. Johnson	Dec. 24, 2005 - Jan. 1, 2006
330	(211, 119) Larry Johnson	Nov. 20-27, 2005
327	(155, 172) Larry Johnson	Oct. 29 - Nov. 5, 2006
321	(233, 88) Jamaal Charles	Sept. 23-30, 2012
319	(121, 198) Larry Johnson	Sept. 21-28, 2008
311	(154, 157) Larry Johnson	Nov. 19-23, 2006
310	(197, 113) Priest Holmes	Nov. 24 - Dec. 1, 2002
	(143, 167) Larry Johnson	Dec. 11-17, 2005
301	(104, 197) Priest Holmes	Nov. 17-24, 2002

Most Rushing Yards vs. One Opponent, Season

315	(56, 259) Jamaal Charles vs. Denver	2009
289	(154, 135) Larry Johnson vs. Oakland	2006
283	(126, 157) Larry Johnson vs. Denver	2006
282	(156, 126) Christian Okoye vs. Seattle	1989
274	(113, 161) Priest Holmes vs. Denver	2002

Most Games, 100 or More Rushing Yards, Career

30	Larry Johnson	2003-09
24	Priest Holmes	2001-07
17	Jamaal Charles	2008-12
14	Christian Okoye	1987-92
13	Abner Haynes	1960-65

Most Games, 100 or More Rushing Yards, Season

11	Larry Johnson	2006
10	Larry Johnson	2005
9	Priest Holmes	2002
8	Christian Okoye	1989
7	Priest Holmes	2001
	Jamaal Charles	2012

Most Consecutive Games, 100 or More Rushing Yards

9	Larry Johnson	Nov. 6, 2005 - Jan. 1, 2006
5	Priest Holmes	Nov. 17 - Dec. 15, 2002
4	Larry Johnson	Nov. 19 - Dec. 10, 2006
	Jamaal Charles	Dec. 13, 2009 - Jan. 3, 2010
3	Joe Delaney	Oct. 4 - Oct. 18, 1981
	Christian Okoye	Sept. 24 - Oct. 8, 1989
	Christian Okoye	Oct. 22 - Nov. 5, 1989
	Larry Johnson	Dec. 5 - Dec. 19, 2004
	Larry Johnson	Oct. 22 - Nov. 5, 2006
	Jamaal Charles	Nov. 25 - Dec. 9, 2012

Longest Run From Scrimmage

91 (TD)	Jamaal Charles	Sept. 23, 2012
86 (TD)	Jamaal Charles	Dec. 23, 2012
84 (TD)	Ted McKnight at Seattle	Sept. 30, 1979
82 (TD)	Joe Delaney vs. Denver	Oct. 18, 1981
82 (TD)	Derrick Alexander vs. Pittsburgh	Dec. 12, 1999
80 (TD)	Abner Haynes at N.Y. Jets	Nov. 29, 1964
80 (TD)	Warren McVea vs. Cincinnati	Oct. 26, 1969
80	Jamaal Charles at St. Louis	Dec. 19, 2010
80 (TD)	Jamaal Charles at Cleveland	Dec. 9, 2012

Most Rushing Yards, QB, Season

386	Tyler Thigpen	2008
274	Steve Fuller	1980
272	Len Dawson	1963
264	Steve Fuller	1979
252	Len Dawson	1962

10+ YARD RUSHES*(Compiled Since 1990)***Most 10+ Yard Rushes, Career**

190	Priest Holmes	2001-07
137	Larry Johnson	2003-09
124	Jamaal Charles	2008-12
71	Marcus Allen	1993-97
63	Kimble Anders	1991-00

Most 10+ Yard Rushes, Season

53	Priest Holmes	2002
52	Priest Holmes	2001
49	Larry Johnson	2006
47	Larry Johnson	2005
45	Jamaal Charles	2010

Most 10+ Yard Rushes, Game

10	Priest Holmes at Oakland	Dec. 9, 2001
9	Priest Holmes at Seattle	Nov. 24, 2002
7	Larry Johnson at N.Y. Giants	Dec. 17, 2005
	Jamaal Charles vs. Buffalo	Oct. 31, 2010

AVERAGE GAIN**Highest Rushing Average, Career (400 attempts)**

5.79	Jamaal Charles (784-4,536)	2008-12
4.80	Abner Haynes (794-3,814)	1960-64
4.60	Priest Holmes (1,321-6,070)	2001-07
4.57	Kimble Anders (495-2,261)	1991-00
4.44	Ted McKnight (528-2,344)	1977-81

Highest Rushing Average, Season (100 attempts)

6.38	Jamaal Charles (230-1,467)	2010
6.03	Ted McKnight (104-627)	1978
5.89	Jamaal Charles (190-1,120)	2009
5.61	Abner Haynes (156-875)	1960
5.49	Mack Lee Hill (105-576)	1964

Highest Rushing Average, Game (10 attempts)

14.27	A. Haynes at N.Y. Titans (11-157)	Nov. 24, 1960
12.25	T. McKnight at Seattle (12-147)	Sept. 30, 1979
11.58	E. Podolak vs. Denver (12-139)	Dec. 6, 1970
11.45	J. Charles at St. Louis (11-126)	Dec. 19, 2010
11.29	A. Haynes vs. Oakland (14-158)	Nov. 26, 1961

TOUCHDOWNS**Most Rushing Touchdowns, Career**

76	Priest Holmes	2001-07
55	Larry Johnson	2003-09
44	Marcus Allen	1993-97
40	Christian Okoye	1987-92
39	Abner Haynes	1960-65

Most Rushing Touchdowns, Season

27	Priest Holmes	2003
21	Priest Holmes	2002
20	Larry Johnson	2005
17	Larry Johnson	2006
14	Priest Holmes	2004

Most Rushing Touchdowns, Consecutive Seasons

48	Priest Holmes (21, 27)	2002-03
41	Priest Holmes (27, 14)	2003-04
37	Larry Johnson (20, 17)	2005-06
29	Priest Holmes (8, 21)	2001-02
	Larry Johnson (9, 20)	2004-05

Most Rushing Touchdowns, Rookie, Season

10	Billy Jackson	1981
9	Abner Haynes	1960
7	Robert Holmes	1968
6	Mike Garrett	1966
5	Jack Spikes	1960
	Tony Reed	1977

Most Rushing Touchdowns, Game

4	Abner Haynes vs. Oakland	Nov. 26, 1961
	Priest Holmes at Cleveland	Sept. 8, 2002
	Priest Holmes vs. Atlanta	Oct. 24, 2004
	Derrick Blaylock vs. Atlanta	Oct. 24, 2004
3	Jack Spikes vs. Houston	Oct. 1, 1961
	Abner Haynes vs. Boston	Sept. 8, 1962
	Bert Coan at Denver	Oct. 23, 1966
	Ed Podolak at Detroit	Nov. 25, 1971
	Ed Podolak vs. Cleveland	Dec. 12, 1976
	Billy Jackson at Oakland	Oct. 25, 1981
	Marcus Allen at Seattle	Dec. 5, 1993
	Donnell Bennett at Philadelphia	Sept. 27, 1998
	Bam Morris at San Diego	Nov. 22, 1998
	Priest Holmes vs. Denver	Oct. 20, 2002
	Priest Holmes vs. Pittsburgh	Sept. 14, 2003
	Priest Holmes vs. Buffalo	Oct. 26, 2003
	Priest Holmes vs. Detroit	Dec. 14, 2003
	Priest Holmes at Minnesota	Dec. 20, 2003
	Priest Holmes at Denver	Sept. 12, 2004
	Priest Holmes vs. Indianapolis	Oct. 31, 2004
	Larry Johnson at Dallas	Dec. 11, 2005
	Larry Johnson vs. Cincinnati	Jan. 1, 2006
	Larry Johnson vs. Seattle	Oct. 29, 2006
	Larry Johnson vs. Jacksonville	Dec. 31, 2006

Most Rushing Touchdowns, Consecutive Games

7	Priest Holmes	Oct. 24-31, 2004
6	Priest Holmes	Dec. 14-20, 2003
5	Priest Holmes	5 times
		Last; Dec. 20-28, 2003
	Larry Johnson	3 times
		Last; Oct. 22-29, 2006

Most Consecutive Games With Rushing Touchdown

11	Priest Holmes	Sept. 22 - Dec. 8, 2002
8	Priest Holmes	Nov. 23, 2003 - Sept. 19, 2004
	Larry Johnson	Nov. 28, 2004 - Sept. 18, 2005
7	Larry Johnson	Nov. 20, 2005 - Jan. 1, 2006
	Larry Johnson	Oct. 15 - Nov. 23, 2006

PASSING

Most Seasons Leading League in Passing

4 Len Dawson 1962, 1964, 1966, 1968

PASSER RATING

Highest Passer Rating Career (1,000 attempts)

87.3 Trent Green 2001-06
83.2 Len Dawson 1962-75
81.8 Steve DeBerg 1988-91
80.6 Elvis Grbac 1997-00
77.5 Matt Cassel 2009-12

Highest Passer Rating, Season (200 attempts)

101.9 Len Dawson 1966
98.8 Len Dawson 1968
98.4 Len Dawson 1962
98.0 Damon Huard 2006
96.3 Steve DeBerg 1990

Highest Passer Rating, Rookie, Season

112.3 Todd Blackledge 1983
66.9 Hunter Enis 1960
55.8 Steve Fuller 1979

Highest Passer Rating, Game (20 attempts)

158.3 Trent Green vs. Detroit Dec. 14, 2003
156.6 Steve Bono at Seattle Sept. 3, 1995
154.3 Trent Green at Washington Sept. 30, 2001
147.6 Bill Kenney at San Diego Dec. 16, 1984
146.0 Joe Montana at Tampa Bay Sept. 5, 1993

ATTEMPTS

Most Passes Attempted, Career

3,696 Len Dawson 1962-75
2,777 Trent Green 2001-06
2,430 Bill Kenney 1979-88
1,751 Mike Livingston 1968-79
1,616 Steve DeBerg 1988-91

Most Passes Attempted, Season (All 500+)

603 Bill Kenney 1983
556 Trent Green 2004
547 Elvis Grbac 2000
523 Trent Green 2001
Trent Green 2003
520 Steve Bono 1995
507 Trent Green 2005

Most Passes Attempted, Consecutive Seasons

1,079 Trent Green (523, 556) 2003-04
1,063 Trent Green (556, 507) 2004-05
1,046 Elvis Grbac (499, 547) 1999-00
993 Trent Green (523, 470) 2001-02
Trent Green (470, 523) 2002-03

Most Passes Attempted, Rookie, Season

270 Steve Fuller 1979
54 Hunter Enis 1960
34 Todd Blackledge 1983

Most Passes Attempted, Game (All 50+)

55 Joe Montana at San Diego Oct. 9, 1994
Steve Bono at Miami Dec. 12, 1994
54 Joe Montana at Denver Oct. 17, 1994
Steve Bono at San Diego Sept. 29, 1996
53 Elvis Grbac at Oakland Nov. 5, 2000
Trent Green at San Diego Jan. 2, 2005
Matt Cassel at Denver Nov. 14, 2010
52 Bill Kenney at Denver Oct. 30, 1983
50 Bill Kenney vs. Buffalo Nov. 30, 1986
Steve DeBerg at Cleveland Nov. 24, 1991
Rich Gannon at Jacksonville Nov. 9, 1997

COMPLETIONS

Most Passes Completed, Career

2,115 Len Dawson 1962-75
1,720 Trent Green 2001-06
1,330 Bill Kenney 1979-88
934 Steve DeBerg 1988-91
912 Mike Livingston 1968-79

Most Passes Completed, Season (All 300+)

369 Trent Green (556 att.) 2004
346 Bill Kenney (603 att.) 1983
330 Trent Green (523 att.) 2003
326 Elvis Grbac (547 att.) 2000
317 Trent Green (507 att.) 2005

Most Passes Completed, Consecutive Seasons

699 Trent Green (330, 369) 2003-04
686 Trent Green (369, 317) 2004-05
620 Elvis Grbac (294, 326) 1999-00
617 Trent Green (287, 330) 2002-03
583 Trent Green (296, 287) 2001-02

Most Passes Completed, Rookie, Season

146 Steve Fuller 1979
30 Hunter Enis 1960
20 Todd Blackledge 1983

Most Passes Completed, Game (All 30+)

39 Elvis Grbac at Oakland Nov. 5, 2000
37 Joe Montana at San Diego Oct. 9, 1994
34 Joe Montana at Denver Oct. 17, 1994
Trent Green at Denver Dec. 7, 2003
33 Steve Bono at Miami Dec. 12, 1994
Trent Green at San Diego Jan. 2, 2005
Matt Cassel at Denver Nov. 14, 2010
32 Trent Green at Tampa Bay Nov. 7, 2004
Trent Green vs. Oakland Dec. 25, 2004
31 Bill Kenney at San Diego Dec. 11, 1983
Elvis Grbac vs. Carolina Dec. 10, 2000
Trent Green at San Diego Oct. 30, 2005
30 Steve DeBerg vs. Cleveland Nov. 24, 1991
Elvis Grbac vs. Seattle Nov. 21, 1999

Most Consecutive Passes Completed

15 Len Dawson at Houston Sept. 9, 1967
Bill Kenney vs. San Diego (13) Sept. 12, 1983
at Washington (2) Sept. 18, 1983
14 Trent Green vs. Indianapolis Oct. 31, 2004

COMPLETION PERCENTAGE

Most Seasons Leading League

*8 Len Dawson 1962, '64-69, '75
*NFL RECORD

Most Consecutive Seasons Leading League

*6 Len Dawson 1964-69
*NFL RECORD

Highest Completion Percentage, Career (1,000 attempts)

61.94 Trent Green (2,777-1,720) 2001-06
57.97 Steve DeBerg (1,616-934) 1988-91
57.94 Elvis Grbac (1,548-897) 1997-00
57.35 Matt Cassel (1,489-854) 2009-12
57.22 Len Dawson (3,696-2,115) 1962-75

Highest Completion Percentage, Season (100 attempts)

66.43 Len Dawson (140-93) 1975
66.37 Trent Green (556-369) 2004
63.10 Trent Green (523-330) 2003
62.52 Trent Green (507-317) 2005
62.05 Damon Huard (206-332) 2007

Highest Completion Percentage, Rookie, Season

58.82 Todd Blackledge (34-20) 1983
55.56 Hunter Enis (54-30) 1960
54.07 Steve Fuller (270-146) 1979

Highest Completion Percentage, Game (20 attempts)

82.61 B. Quinn vs. Carolina (23-19) Dec. 2, 2012
80.95 D. Krieg at N.Y. Jets (21-17) Nov. 29, 1992
T. Green vs. Denver (21-17) Dec. 16, 2001
80.77 T. Green at Washington (26-21) Sept. 30, 2003
80.00 T. Green vs. Detroit (25-20) Dec. 14, 2001
79.41 T. Green vs. Indianapolis (34-27) Oct. 31, 2004

YARDS GAINED

Most Passing Yards, Career (All 10,000+)

28,507	Len Dawson	1962-75
21,459	Trent Green	2001-06
17,277	Bill Kenney	1979-88
11,873	Steve DeBerg	1988-91
11,295	Mike Livingston	1968-79
10,642	Elvis Grbac	1997-00

Most Passing Yards, Season (All 4,000+)

4,591	Trent Green	2004
4,348	Bill Kenney	1983
4,169	Elvis Grbac	2000
4,039	Trent Green	2003
4,014	Trent Green	2005

Most Passing Yards, Consecutive Seasons

8,630	Trent Green (4,039, 4,591)	2003-04
8,605	Trent Green (4,591, 4,014)	2004-05
7,729	Trent Green (3,690, 4,039)	2002-03
7,558	Elvis Grbac (3,389, 4,169)	1999-00
7,473	Trent Green (3,783, 3,690)	2001-02

Most Passing Yards, Rookie, Season

1,484	Steve Fuller	1979
357	Hunter Enis	1960
259	Todd Blackledge	1983

Most Passing Yards, Game (All 400+)

504	Elvis Grbac at Oakland	Nov. 5, 2000
469	Matt Cassel at Denver	Nov. 14, 2010
435	Len Dawson vs. Denver	Nov. 1, 1964
411	Bill Kenney at San Diego	Dec. 11, 1983
400	Trent Green at Green Bay	Oct. 12, 2003

Most Games, 300 Yards Passing, Career

24	Trent Green	2001-06
15	Bill Kenney	1979-88
9	Len Dawson	1962-75
7	Elvis Grbac	1997-00
5	Steve DeBerg	1988-91

Most Games, 300 Yards Passing, Season

8	Trent Green	2004
7	Bill Kenney	1983
5	Elvis Grbac	2000
	Trent Green	2003

Most Consecutive Games, 300 Yards Passing, Season

4	Bill Kenney	1983
	Trent Green	2004
3	Elvis Grbac	2000
2	Joe Montana	1994
	Steve Bono	1994
	Trent Green	2001
	Trent Green	2002
	Trent Green	2003

Long Pass Completion (All TDs)

*99	Trent Green vs. San Diego (to Marc Boerigter)	Dec. 22, 2002
93	Mike Livingston vs. Miami (to Otis Taylor for 79 yards, lateral to Robert Holmes for 14 yards)	Oct. 19, 1969
92	Len Dawson at Denver (to Tommy Brooker)	Nov. 18, 1962
	Len Dawson at Oakland (to Gloster Richardson)	Nov. 3, 1968
90	Len Dawson vs. Houston (to Frank Pitts)	Nov. 17, 1968
	Steve DeBerg vs. San Diego (to J.J. Birden)	Nov. 18, 1990
	*NFL RECORD	

20+ YARD PASSES

(Compiled Since 1990)

Most 20+ Yard Passes, Career

274	Trent Green	2001-06
133	Elvis Grbac	1997-00
122	Matt Cassel	2009-12
73	Steve DeBerg	1990-91
68	Joe Montana	1993-94

Most 20+ Yard Passes, Season

59	Trent Green	2004
55	Elvis Grbac	2000
54	Trent Green	2003
51	Trent Green	2001
	Trent Green	2005

Most 20+ Yard Passes, Game

9	Matt Cassel at Denver	Nov. 14, 2010
7	Dave Krieg at L.A. Raiders	Dec. 6, 1992
	Rich Gannon at San Diego	Nov. 22, 1998
	Elvis Grbac at Oakland	Nov. 5, 2000
	Trent Green at Arizona	Oct. 21, 2001
	Trent Green vs. Indianapolis	Oct. 31, 2004
6	12 times; Last M. Cassel vs. CLE	Dec. 20, 2009

AVERAGE GAIN

Most Seasons Leading League

3	Len Dawson	1962, '66, '69
---	------------	----------------

Highest Passing Average, Career (1,000 attempts)

7.73	Trent Green (2,777-21,459)	2001-06
7.71	Len Dawson (3,696-28,507)	1962-75
7.35	Steve DeBerg (1,616-11,873)	1988-91
7.11	Bill Kenney (2,430-17,277)	1979-88
6.88	Elvis Grbac (1,548-10,643)	1997-00

Highest Passing Average, Season (Qualifiers)

9.42	Len Dawson (224-2,109)	1968
8.90	Len Dawson (310-2,759)	1962
	Len Dawson (284-2,527)	1966

Highest Passing Average, Game (20 attempts)

15.76	S. DeBerg at New England (21-331)	Dec. 2, 1990
13.90	T. Green vs. Denver (21-292)	Dec. 16, 2001
12.82	L. Dawson vs. Denver (22-282)	Dec. 19, 1965
12.48	B. Kenney vs. Oakland (23-287)	Oct. 11, 1981
	Damon Huard vs. Seattle (25-312)	Oct. 29, 2006

TOUCHDOWNS

Most Seasons Leading League

*4	Len Dawson	1962, '63, '65, '66
	*NFL RECORD	

Most Touchdown Passes, Career

237	Len Dawson	1962-75
118	Trent Green	2001-06
105	Bill Kenney	1979-88
67	Steve DeBerg	1988-91
66	Elvis Grbac	1997-00

Most Touchdown Passes, Season

30	Len Dawson	1964
29	Len Dawson	1962
28	Elvis Grbac	2000
27	Trent Green	2004
	Matt Cassel	2010
26	Len Dawson	1963, '66
	Trent Green	2002

Most Touchdown Passes, Consecutive Seasons

56	Len Dawson (26, 30)	1963-64
55	Len Dawson (29, 26)	1962-63
51	Len Dawson (30, 21)	1964-65
	Trent Green (24, 27)	2003-04
50	Elvis Grbac (22, 28)	1999-00
	Len Dawson (26, 24)	1966-67
	Trent Green (26, 24)	2002-03

Most Touchdown Passes, Rookie, Season

6	Steve Fuller	1979
3	Todd Blackledge	1983
1	Hunter Enis	1960

Most Touchdown Passes, Game

6	Len Dawson vs. Denver	Nov. 1, 1964
5	Len Dawson at Boston	Sept. 25, 1966
	Len Dawson vs. Miami	Oct. 8, 1967
	Elvis Grbac vs. San Diego	Sept. 17, 2000
	Trent Green vs. Miami	Sept. 29, 2002
4	Len Dawson	6 times
	Last; at Baltimore	Sept. 28, 1970
	Bill Kenney	4 times
	Last; at Chicago	Nov. 1, 1987
	Trent Green at Cleveland	Dec. 3, 2006
	Matt Cassel	2 times
	Last; at Indianapolis	Oct. 9, 2011

Most Consecutive Games, Touchdown Passes

15	Elvis Grbac	Nov. 28, 1999 - Nov. 12, 2000
14	Len Dawson	Oct. 3, 1965 - Oct. 8, 1966
12	Len Dawson	Sept. 8, 1962 - Dec. 2, 1962
	Trent Green	Nov. 28, 2001 - Oct. 20, 2002

HAD INTERCEPTED**Most Consecutive Passes, None Intercepted**

232	Steve DeBerg	1990
200	Rich Gannon	1997-98
162	Matt Cassel	2010
161	Tyler Thigpen	2008
159	Trent Green	2005

Most Passes Had Intercepted, Career

178	Len Dawson	1962-75
86	Bill Kenney	1979-88
85	Trent Green	2001-06
83	Mike Livingston	1968-79
50	Steve DeBerg	1988-91

Most Passes Had Intercepted, Season

24	Trent Green	2001
23	Cotton Davidson	1961
19	Len Dawson	1963
	Bill Kenney	1983
17	Len Dawson	1962, '67
	Trent Green	2004

Most Passes Had Intercepted, Rookie, Season

14	Steve Fuller	1979
2	Hunter Enis	1960
	Brodie Croyle	2006
1	Tyler Thigpen	2007
0	Todd Blackledge	1983

Most Interceptions, Game

6	Todd Blackledge vs. L.A. Rams	Oct. 20, 1985
5	Cotton Davidson at Houston	Oct. 16, 1960
	Len Dawson vs. Oakland	Nov. 23, 1969
	Mike Livingston vs. Pittsburgh	Oct. 13, 1974
	Bill Kenney vs. San Diego	Sept. 20, 1981
	Steve DeBerg at San Diego	Sept. 24, 1989

Most Attempts, No Interceptions, Game (All 40+)

53	Matt Cassel at Denver	Nov. 14, 2010
47	Trent Green at Denver	Dec. 7, 2003
45	Bill Kenney at L.A. Raiders	Oct. 9, 1983
	Steve DeBerg at Denver	Sept. 17, 1990
	Trent Green at Green Bay	Oct. 12, 2003
43	Bill Kenney at Houston	Oct. 23, 1983
	Rich Gannon at Denver	Dec. 6, 1998
	Trent Green at Denver	Dec. 15, 2002
	Trent Green at San Diego	Oct. 30, 2005
	Matt Cassel vs. Buffalo	Dec. 13, 2009
42	Trent Green vs. Cleveland	Nov. 9, 2003
	Trent Green at Cincinnati	Nov. 16, 2003
41	Todd Blackledge vs. Houston	Nov. 11, 1984
	Steve Bono vs. San Diego	Oct. 9, 1995
	Rich Gannon vs. Dallas	Dec. 13, 1998
	Tyler Thigpen at San Diego	Nov. 9, 2008
40	Steve Bono vs. New England	Oct. 15, 1995
	Elvis Grbac vs. San Diego	Oct. 16, 1997
	Elvis Grbac vs. Oakland	Oct. 15, 2000

**LOWEST PERCENTAGE,
PASSES HAD INTERCEPTED****Lowest Percentage, Passes Had Intercepted, Career
(1,000 attempts)**

2.96	Matt Cassel (1,489-44)	2009-12
3.04	Elvis Grbac (1,548-47)	1997-00
3.09	Steve DeBerg (1,616-50)	1988-91
3.54	Bill Kenney (2,430-85)	1979-88

**Lowest Percentage, Passes Had Intercepted, Season
(200 attempts)**

0.41	Damon Huard (244-1)	2006
0.90	Steve DeBerg (444-4)	1990
1.56	Matt Cassel (450-7)	2010
1.69	Rich Gannon (354-6)	1998
1.83	Joe Montana (493-9)	1994

TIMES SACKED*(Compiled Since 1972)***Times Sacked, Career**

195.0	Bill Kenney	1979-88
173.0	Trent Green	2001-06
133.0	Mike Livingston	1968-79
120.0	Steve Fuller	1979-82
109.0	Matt Cassel	2009-12
90.0	Len Dawson	1962-75

Times Sacked, Season

49.0	Steve Fuller	1980
48.0	Dave Krieg	1992
42.0	Matt Cassel	2009
41.0	Bill Kenney	1983
39.0	Trent Green	2001

Times Sacked, Game

10.0	Steve Fuller vs. Baltimore	Nov. 2, 1980
8.0	Steve Fuller at Pittsburgh	Dec. 5, 1982

PASS RECEIVING**PASS RECEPTIONS****Most Seasons Leading League**

1	MacArthur Lane (66 recs.)	1976
	Tony Gonzalez (102 recs.)	2004

Most Pass Receptions, Career

916	Tony Gonzalez	1997-08
416	Henry Marshall	1976-87
415	Dwayne Bowe	2007-12
410	Otis Taylor	1965-75
391	Chris Burford	1960-67

Most Seasons, 50 or More Pass Receptions

11	Tony Gonzalez	1998-08
5	Kimble Anders	1994-99
	Eddie Kennison	2002-06
	Dwayne Bowe	2007-08, 2010-12
4	Chris Burford	1961, '63-64, '66
	Otis Taylor	1966-67, '71-72
3	Carlos Carson	1983-84, '87
	Stephone Paige	1986, '88, '90
	Derrick Alexander	1998-00
	Priest Holmes	2001-03

Most Pass Receptions, Season (All 80+)

102	Tony Gonzalez	2004
99	Tony Gonzalez	2007
96	Tony Gonzalez	2008
93	Tony Gonzalez	2000
86	Dwayne Bowe	2008
81	Dwayne Bowe	2011
80	Carlos Carson	1983

Most Pass Receptions, Consecutive Seasons

195	Tony Gonzalez (99, 96)	2007-08
180	Tony Gonzalez (102, 78)	2004-05
173	Tony Gonzalez (71, 102)	2003-04
172	Tony Gonzalez (73, 99)	2006-07
169	Tony Gonzalez (76, 93)	1999-00

Most Pass Receptions, Game (All 10+)

14	Tony Gonzalez at San Diego	Jan. 2, 2005
13	Dwayne Bowe at Denver	Nov. 14, 2010
	Dwayne Bowe at Seattle	Nov. 28, 2010
12	Ed Podolak vs. Denver	Oct. 7, 1973
11	Chris Burford at Buffalo	Sept. 22, 1963
	Emile Harry at Cleveland	Nov. 24, 1991
	Kimble Anders vs. N.Y. Giants	Sept. 10, 1995
	Tony Gonzalez at New England	Dec. 4, 2000
	Dante Hall at Denver	Dec. 7, 2003
	Tony Gonzalez vs. Oakland	Dec. 25, 2004
10	Chris Burford at Boston	Oct. 12, 1962
	Chris Buford vs. Buffalo	Oct. 13, 1963
	Frank Jackson at N.Y. Jets	Nov. 29, 1964
	Chris Burford at Boston	Sept. 25, 1966
	Otis Taylor vs. Cincinnati	Oct. 15, 1972
	Ed Podolak at Houston	Sept. 29, 1974
	Stephone Paige at Denver	Sept. 17, 1990
	J.J. Birden at Miami	Dec. 12, 1994
	Kimble Anders vs. Denver	Nov. 16, 1998
	Tony Gonzalez at Denver	Sept. 24, 2000
	Tony Gonzalez vs. Carolina	Dec. 10, 2000
	Tony Gonzalez vs. Cincinnati	Sept. 10, 2006
	Tony Gonzalez vs. Green Bay	Nov. 4, 2007
	Tony Gonzalez vs. San Diego	Dec. 2, 2007
	Tony Gonzalez at Detroit	Dec. 23, 2007
	Tony Gonzalez at San Diego	Nov. 9, 2008
	Tony Gonzalez vs. Buffalo	Nov. 23, 2008
	Dwayne Bowe at Cincinnati	Dec. 28, 2008

Most Pass Receptions, Half

11	T. Gonzalez (2nd) at San Diego	Jan. 2, 2005
10	E. Harry (2nd) at Cleveland	Nov. 24, 1991
9	C. Burford (2nd) vs. Buffalo	Oct. 13, 1963
	K. Anders (2nd) vs. N.Y. Giants	Sept. 10, 1995
	T. Gonzalez (1st) vs. Oakland	Dec. 25, 2004

Most Consecutive Games, Pass Receptions

131	Tony Gonzalez	Dec. 4, 2000 - Dec. 28, 2008
83	Stephone Paige	Nov. 17, 1985 - Sept. 29, 1991
55	Eddie Kennison	Dec. 9, 2001 - Oct. 2, 2005
48	Priest Holmes	Sept. 9, 2001 - Sept. 19, 2004
46	Ed Podolak	Oct. 22, 1970 - Dec. 21, 1975
	Dwayne Bowe	Nov. 11, 2007 - Nov. 28, 2010

Most Receptions, Running Back, Career

369	Kimble Anders	1991-00
288	Ed Podolak	1969-77
251	Priest Holmes	2001-07
197	Abner Haynes	1960-64
186	Todd McNair	1989-93, '96

Most Receptions, Running Back, Season

74	Priest Holmes	2003
70	Priest Holmes	2002
67	Kimble Anders	1994
66	MacArthur Lane	1976
64	Kimble Anders	1998

Most Receptions, Tight End, Career

916	Tony Gonzalez	1997-08
198	Fred Arbanas	1962-70
163	Walter White	1975-79
135	Jonathan Hayes	1985-93
111	Keith Cash	1992-96

Most Pass Receptions, Tight End, Season

102	Tony Gonzalez	2004
99	Tony Gonzalez	2007
96	Tony Gonzalez	2008
93	Tony Gonzalez	2000
78	Tony Gonzalez	2005

Most Pass Receptions, Rookie, Season

70	Dwayne Bowe	2007
55	Abner Haynes (RB)	1960
48	Sylvester Morris	2000
47	Tony Moeaki (TE)	2010
46	Chris Burford	1960

YARDS GAINED**Most Receiving Yards, Career**

10,940	Tony Gonzalez	1997-08
7,306	Otis Taylor	1965-75
6,545	Henry Marshall	1976-87
6,360	Carlos Carson	1980-89
6,341	Stephone Paige	1983-91

Most Seasons, 1,000 or More Receiving Yards

4	Tony Gonzalez	2000, 2004, 2007-08
3	Carlos Carson	1983-84, '87
	Dwayne Bowe	2008, 2010-11
2	Otis Taylor	1966, '71
	Eddie Kennison	2004-05
1	Stephone Paige	1990
	Andre Rison	1997
	Derrick Alexander	2000

Most Receiving Yards, Season (All 1,000+)

1,391	Derrick Alexander	2000
1,351	Carlos Carson	1983
1,297	Otis Taylor	1966
1,258	Tony Gonzalez	2004
1,203	Tony Gonzalez	2000
1,172	Tony Gonzalez	2007
1,162	Dwayne Bowe	2010
1,159	Dwayne Bowe	2011
1,110	Otis Taylor	1971
1,102	Eddie Kennison	2005
1,092	Andre Rison	1997
1,086	Eddie Kennison	2004
1,078	Carlos Carson	1984
1,058	Tony Gonzalez	2008
1,044	Carlos Carson	1987
1,022	Dwayne Bowe	2008
1,021	Stephone Paige	1990

Most Receiving Yards, Consecutive Seasons

2,429	Carlos Carson (1,351, 1,078)	1983-84
2,321	Dwayne Bowe (1,162, 1,159)	2010-11
2,255	Otis Taylor (1,297, 958)	1966-67
2,230	Tony Gonzalez (1,172, 1,058)	2007-08
2,223	Derrick Alexander (832, 1,391)	1999-00
2,188	Eddie Kennison (1,086, 1,102)	2004-05

Most Receiving Yards, Game

309	Stephone Paige vs. San Diego (8 Receptions)	Dec. 22, 1985
213	Curtis McClinton vs. Denver (5 Receptions)	Dec. 19, 1965
210	Larry Brunson vs. San Diego (9 Receptions)	Nov. 10, 1974
206	Stephone Paige at Denver (10 Receptions)	Sept. 17, 1990
197	Carlos Carson at San Diego (9 Receptions)	Oct. 25, 1987

Most Games, 100 or More Receiving Yards, Career

26	Tony Gonzalez	1997-08
19	Otis Taylor	1965-75
18	Carlos Carson	1980-88
17	Eddie Kennison	2001-07
15	Dwayne Bowe	2007-12

Most Games, 100 or More Receiving Yards, Season

6	Otis Taylor	1966
	Carlos Carson	1983
	Derrick Alexander	2000
	Tony Gonzalez	2000
	Tony Gonzalez	2004
5	Eddie Kennison	2004
	Eddie Kennison	2005
	Tony Gonzalez	2007
	Dwayne Bowe	2010

Most Consecutive Games, 100 or More Receiving Yards, Season

4	Tony Gonzalez	2000
3	Frank Jackson	1964
	Otis Taylor	1966
	Willie Davis	1992
	Dwayne Bowe	2010

Longest Pass Receptions (All TDs)

*99	Marc Boerigter vs. San Diego (from Trent Green)	Dec. 22, 2002
92	Tommy Brooker at Denver (from Len Dawson)	Nov. 18, 1962
	Gloster Richardson at Oakland (from Len Dawson)	Nov. 3, 1968
90	Frank Pitts vs. Boston (from Len Dawson)	Nov. 17, 1968
	J.J. Birden vs. San Diego (from Steve DeBerg)	Nov. 18, 1990
89	Otis Taylor vs. Miami (from Len Dawson)	Nov. 13, 1966
86	Stephone Paige vs. New England (from Steve DeBerg)	Dec. 2, 1990
	Derrick Alexander at Chicago (from Elvis Grbac)	Sept. 12, 1999

***NFL RECORD**

Most Receiving Yards, Running Back, Career		
2,829	Kimble Anders	1991-00
2,739	Abner Haynes	1960-65
2,456	Ed Podolak	1969-77
2,377	Priest Holmes	2001-07
1,945	Curtis McClinton	1962-69

Most Receiving Yards, Running Back, Season

690	Priest Holmes	2003
672	Priest Holmes	2002
614	Priest Holmes	2001
590	Curtis McClinton	1965
576	Abner Haynes	1960

Most Receiving Yards, Running Back, Game

213	Curtis McClinton vs. Denver	Dec. 19, 1965
149	Abner Haynes vs. San Diego	Oct. 20, 1963
130	Johnny Robinson vs. Buffalo	Dec. 18, 1960
127	Abner Haynes at N.Y. Titans	Dec. 3, 1961
122	Paul Palmer vs. San Diego	Sept. 25, 1988

Most Games, 100 or More Receiving Yards, RB, Career

5	Abner Haynes	1960-65
	Priest Holmes	2001-07
3	Johnny Robinson	1960-71
	Paul Palmer	1987-88
2	Curtis McClinton	1962-69
	Larry Johnson	2003-09

Most Games, 100 or More Receiving Yards, RB, Season

3	Paul Palmer	1988
2	Johnny Robinson	1960
	Abner Haynes	1964
	Priest Holmes	2001

Most Receiving Yards, Tight End, Career (All 1,000+)

10,940	Tony Gonzalez	1997-08
3,101	Fred Arbanas	1962-70
2,396	Walter White	1975-79
1,541	Jonathan Hayes	1985-93
1,046	Keith Cash	1992-96
1,009	Tony Moeaki	2010-12

Most Receiving Yards, Tight End, Season

1,258	Tony Gonzalez	2004
1,203	Tony Gonzalez	2000
1,172	Tony Gonzalez	2007
1,058	Tony Gonzalez	2008
917	Tony Gonzalez	2001

Most Receiving Yards, Tight End, Game

147	Tony Gonzalez at New England	Dec. 4, 2000
144	Tony Gonzalez at San Diego	Jan. 2, 2005
140	Tony Gonzalez vs. Miami	Sept. 29, 2002
	Tony Gonzalez vs. San Diego	Dec. 2, 2007
138	Tony Gonzalez vs. San Diego	Oct. 22, 2006

Most Receiving Yards, Rookie, Season

995	Dwayne Bowe	2007
789	Chris Burford	1960
678	Sylvester Morris	2000
611	Johnny Robinson (RB)	1960
576	Abner Haynes (RB)	1960

AVERAGE GAIN

Highest Receiving Average, Career (200 receptions)		
18.12	Carlos Carson (351-6,360)	1980-89
17.82	Otis Taylor (410-7,306)	1965-75
17.30	Derrick Alexander (213-3,685)	1998-01
16.82	Stephone Paige (377-6,341)	1983-91
16.29	Eddie Kennison (321-5,230)	2001-07
Highest Receiving Average, Season (24 receptions)		
22.36	Otis Taylor (58-1,297)	1966
21.93	Stephone Paige (43-943)	1985
21.83	Frank Pitts (30-655)	1968
Highest Receiving Average, Game (3 receptions)		
42.00	C. McClinton vs. Denver (5-213)	Dec. 19, 1965
40.00	J. Robinson vs. N.Y. Titans (3-120)	Oct. 2, 1960
39.67	Otis Taylor at Denver (3-119)	Dec. 14, 1968

TOUCHDOWNS

Most Receiving Touchdowns, Career		
76	Tony Gonzalez	1997-08
57	Otis Taylor	1965-75
55	Chris Burford	1960-67
49	Stephone Paige	1983-91
39	Dwayne Bowe	2007-12

Most Receiving Touchdowns, Season

15	Dwayne Bowe	2010
12	Chris Burford	1962
11	Otis Taylor	1967
	Stephone Paige	1986
	Tony Gonzalez	1999
10	Stephone Paige	1985
	Derrick Alexander	2000
	Tony Gonzalez	2003
	Tony Gonzalez	2008

Most Receiving Touchdowns, Consecutive Seasons

21	Chris Burford (12, 9)	1962-63
	Stephone Paige (10, 11)	1985-86
20	Tony Gonzalez (11, 9)	1999-00
	Dwayne Bowe (15, 5)	2010-11
19	Otis Taylor (8, 11)	1966-67
	Dwayne Bowe (4, 15)	2009-10

Most Receiving Touchdowns, Rookie, Season

6	Fred Arbanas	1962
	Stephone Paige	1983
5	Chris Burford	1960
	Otis Taylor	1965
	Bill Jones	1990
	Tim Barnett	1991
	Dwayne Bowe	2007

Most Receiving Touchdowns, Game

4	Frank Jackson at San Diego	Dec. 13, 1964
3	Chris Burford at Oakland	Sept. 23, 1962
	Chris Burford at Boston	Sept. 25, 1966
	Otis Taylor at Denver	Dec. 17, 1967
	Otis Taylor at N.Y. Jets	Nov. 16, 1969
	Sylvester Morris vs. San Diego	Sept. 17, 2000
	Tony Gonzalez vs. Miami	Sept. 29, 2002
	Dwayne Bowe at Seattle	Nov. 28, 2010

Most Consecutive Games, Touchdown Receptions

7	Dwayne Bowe	Oct. 17, 2010 - Nov. 28, 2010
5	Chris Burford	Sept. 8, 1962 - Oct. 12, 1962
	Otis Taylor	Oct. 23, 1966 - Nov. 20, 1966
4	Curtis McClinton	Sept. 11, 1966 - Oct. 2, 1966
	Willie Frazier	Sept. 17, 1972 - Oct. 8, 1972
	Otis Taylor	Sept. 25, 1972 - Oct. 15, 1972
	Tony Gonzalez	Sept. 24, 2000 - Oct. 22, 2000
	Tony Gonzalez	Dec. 7, 2008 - Dec. 28, 2008

Highest TD Catch Percentage, Season (20 recs.)

40.0	Marc Boerigter (20 recs., 8 TDs)	2002
33.3	Chris Burford (45 recs., 12 TDs)	1962
27.3	Gloster Richardson (22 recs., 6 TDs)	1968
25.0	Fred Arbanas (20 recs., 5 TDs)	1967
23.5	Fred Arbanas (34 recs., 8 TDs)	1964

20+ YARD RECEPTIONS

(Compiled Since 1990)

Most 20+ Yard Receptions, Career

130	Tony Gonzalez	1997-08
84	Dwayne Bowe	2007-12
81	Eddie Kennison	2001-07
64	Derrick Alexander	1998-01
53	Willie Davis	1991-95

Most 20+ Yard Receptions, Season

24	Derrick Alexander	2000
20	Derrick Alexander	1998
19	Tony Gonzalez	2004
	Dwayne Bowe	2010
	Dwayne Bowe	2011
18	Eddie Kennison	2004

Most 20+ Yard Receptions, Game

5	Derrick Alexander at San Diego	Nov. 22, 1998
4	Derrick Alexander vs. St. Louis	Oct. 22, 2000
	Eddie Kennison vs. Jacksonville	Dec. 31, 2006
	Dwayne Bowe at Denver	Nov. 14, 2010
3	32 times Last; Tony Moeaki vs. Cincinnati	Nov. 18, 2012

YARDS FROM SCRIMMAGE

(Rushing and receiving)

ATTEMPTS

Most Attempts From Scrimmage, Career

1,572	Priest Holmes (1,321 rush, 251 rec.)	2001-07
1,526	Larry Johnson (1,375 rush, 151 rec.)	2003-09
1,445	Ed Podolak (1,157 rush, 288 rec.)	1969-77
1,288	Christian Okoye (1,246 rush, 42 rec.)	1987-92
1,073	Marcus Allen (932 rush, 141 rec.)	1993-97

Most Attempts From Scrimmage, Season

457	Larry Johnson (416 rush, 41 rec.)	2006
394	Priest Holmes (320 rush, 74 rec.)	2003
389	Priest Holmes (327 rush, 62 rec.)	2001
383	Priest Holmes (313 rush, 70 rec.)	2002
372	Christian Okoye (370 rush, 2 rec.)	1989

Most Attempts From Scrimmage, Game

41	(39 rush, 2 rec.) L. Johnson vs. Seattle	Oct. 29, 2006
39	(33 rush, 6 rec.) J. Charles at New Orleans	Sept. 23, 2012
38	(38 rush, 0 rec.) C. Okoye at Green Bay	Dec. 10, 1989
	(33 rush, 5 rec.) L. Johnson vs. JAX	Dec. 31, 2006
37	(37 rush, 0 rec.) C. Okoye vs. Seattle	Nov. 5, 1989
	(36 rush, 1 rec.) L. Johnson at Houston	Nov. 20, 2005

YARDS GAINED

Most Yards From Scrimmage, Career

10,954	Tony Gonzalez (14 rush, 10,940 rec.)	1997-08
8,447	Priest Holmes (6,070 rush, 2,377 rec.)	2001-07
7,467	Otis Taylor (161 rush, 7,306 rec.)	1965-75
7,384	Larry Johnson (6,015 rush, 1,369 rec.)	2003-09
6,907	Ed Podolak (4,451 rush, 2,456 rec.)	1969-77

Most Yards From Scrimmage, Season

2,287	Priest Holmes (1,615 rush, 672 rec.)	2002
2,199	Larry Johnson (1,789 rush, 410 rec.)	2006
2,169	Priest Holmes (1,555 rush, 614 rec.)	2001
2,110	Priest Holmes (1,420 rush, 690 rec.)	2003
2,093	Larry Johnson (1,750 rush, 343 rec.)	2005

Most Yards From Scrimmage, Game

309	(0 rush, 309 rec.) S. Paige vs. San Diego	Dec. 22, 1985
307	(197 rush, 110 rec.) P. Holmes at Seattle	Nov. 24, 2002
288	(233 rush, 55 rec.) J. Charles at New Orleans	Sept. 23, 2012
277	(168 rush, 109 rec.) P. Holmes at Oakland	Dec. 9, 2001
262	(259 rush, 3 rec.) J. Charles at Denver	Jan. 3, 2010

Yards Per Touch Average, RB, Career (350 touches)

6.60	Abner Haynes (993-6,553)	1960-64
6.22	Jamaal Charles (936-5,818)	2008-12
5.89	Kimble Anders (864-5,890)	1991-00
5.53	Curtis McClinton (916-5,069)	1962-69
5.48	Tony Reed (651-3,566)	1977-80

Yards Per Touch Average, RB, Season (200 touches)

7.0	Jamaal Charles (275-1,935)	2010
6.9	Abner Haynes (211-1,451)	1960
6.6	Abner Haynes (213-1,399)	1961
6.2	Abner Haynes (260-1,622)	1962
	Jamaal Charles (230-1,417)	2009

COMBINED NET YARDS

(Rushing, receiving, interception returns, punt returns, kickoff returns and fumble returns)

ATTEMPTS

Most Combined Attempts, Career (All 1,000+)

1,572	Priest Holmes	2001-07
1,569	Ed Podolak	1969-77
1,526	Larry Johnson	2003-09
1,289	Christian Okoye	1987-92
1,114	Abner Haynes	1960-65

Most Combined Attempts, Season (All 300+)

457	Larry Johnson	2006
394	Priest Holmes	2003
389	Priest Holmes	2001
383	Priest Holmes	2002
372	Christian Okoye	1989
320	Jamaal Charles	2012

Most Combined Attempts, Game

41	Larry Johnson vs. Seattle	Oct. 29, 2006
39	Jamaal Charles at New Orleans	Sept. 23, 2012
38	Christian Okoye at Green Bay	Dec. 10, 1989
	Larry Johnson vs. Jacksonville	Dec. 31, 2006
37	Christian Okoye vs. Seattle	Nov. 5, 1989
	L. Johnson at Houston	Nov. 20, 2005
36	Abner Haynes at Denver	Oct. 30, 1960
	Derrick Blaylock at New Orleans	Nov. 14, 2004
	L. Johnson vs. New England	Nov. 27, 2005
	L. Johnson vs. San Diego	Dec. 24, 2005

YARDS GAINED

Most Combined Yards, Career (All 7,500+)

12,356	Dante Hall	2000-06
10,963	Tony Gonzalez	1997-08
8,447	Abner Haynes	1960-65
	Priest Holmes	2001-07
8,343	Ed Podolak	1969-77
7,677	Carlos Carson	1980-89

Most Combined Yards, Season

2,446	Dante Hall	2003
2,342	Jamaal Charles	2009
2,287	Priest Holmes	2002
2,236	Dante Hall	2004
2,283	Dante Hall	2005

Most Combined Yards, Game

309	Stephone Paige vs. San Diego	Dec. 22, 1985
307	Priest Holmes at Seattle	Nov. 24, 2002
296	Dante Hall at Denver	Dec. 7, 2003
290	Noland Smith at San Diego	Oct. 15, 1967
288	Jamaal Charles at New Orleans	Sept. 23, 2012

PUNTING

Most Seasons Leading League

*4	Jerrel Wilson	1965, '68, '72-'73
	*NFL RECORD	
1	Bob Grupp	1979
	Jim Arnold	1984

PUNTS

Most Punts, Career

1,018	Jerrel Wilson	1963-77
657	Dustin Colquitt	2005-12
421	Louie Aguiar	1994-98
284	Jim Arnold	1983-85
272	Bryan Barker	1990-93

Most Punts, Season

101	Daniel Pope	1999
99	Lewis Colbert	1986
98	Jim Arnold	1984
96	Dustin Colquitt	2009
95	Dustin Colquitt	2007

Most Punts, Game

11	Bob Grupp vs. Baltimore	Sept. 2, 1979
	Jim Arnold at San Francisco	Nov. 17, 1985
	Kelly Goodburn vs. Cleveland	Nov. 19, 1989
	Louie Aguiar vs. San Diego	Nov. 13, 1994
	Dustin Colquitt at Chicago	Dec. 4, 2011
10	Jerrel Wilson at N.Y. Jets	Sept. 18, 1965
	Jerrel Wilson vs. Denver	Oct. 6, 1974
	Kelly Goodburn at N.Y. Jets	Oct. 2, 1988
	Todd Sauerbrun at San Diego	Nov. 26, 2000
	Dustin Colquitt at N.Y. Jets	Dec. 30, 2007

Longest Punt (All 70+)

81	Dustin Colquitt vs. San Diego	Dec. 2, 2007
76	Dan Stryzinski vs. Oakland	Sept. 9, 2001
74	Bob Grupp vs. San Diego	Nov. 4, 1979
73	Dustin Colquitt vs. Oakland	Sept. 14, 2008
72	Jerrel Wilson at San Diego	Sept. 29, 1963
	Dustin Colquitt at Oakland	Dec. 23, 2006
	Dustin Colquitt at St. Louis	Dec. 19, 2010
71	Dustin Colquitt at Oakland	Dec. 16, 2012
70	Jerrel Wilson at Denver	Oct. 11, 1964
	Jerrel Wilson vs. Buffalo	Oct. 18, 1964
	Jerrel Wilson vs. Houston	Nov. 28, 1968
	Dustin Colquitt at Jacksonville	Nov. 8, 2009

Most Punting Yards, Career

44,218	Jerrel Wilson	1963-77
29,381	Dustin Colquitt	2005-12
17,930	Louie Aguiar	1994-98
11,934	Jim Arnold	1983-85
11,267	Bryan Barker	1990-93

Most Punting Yards, Season

4,397	Jim Arnold	1984
4,361	Dustin Colquitt	2009
4,322	Dustin Colquitt	2007
4,218	Daniel Pope	1999
4,084	Dustin Colquitt	2011

GROSS YARDAGE**Highest Punting Average, Career (200 punts)**

44.72	Dustin Colquitt (657-29,381)	2005-12
43.44	Jerrel Wilson (1,018-44,218)	1963-77
42.59	Louie Aguiar (421-17,930)	1994-98
42.02	Jim Arnold (284-11,934)	1983-85

Highest Punting Average, Season (50 punts)

46.83	Dustin Colquitt (83-3,887)	2012
45.89	Dustin Colquitt (89-4,084)	2011
45.53	Jerrel Wilson (80-3,642)	1973
45.49	Dustin Colquitt (95-4,322)	2007
45.43	Dustin Colquitt (96-4,361)	2009

Highest Punting Average, Game (4 punts)

57.20	Dustin Colquitt vs. San Diego (5-286)	Oct. 31, 2011
56.40	Jerrel Wilson vs. Boston (5-282)	Oct. 11, 1970
55.60	Louie Aguiar at Arizona (5-278)	Oct. 1, 1995
54.75	Jerrel Wilson vs. Boston (4-129)	Oct. 3, 1965

NET YARDAGE**Highest Punting Average, Career (200 Punts)**

39.14	Dustin Colquitt	2005-12
35.48	Louie Aguiar	1994-98
35.42	Jerrel Wilson	1963-77
35.13	Bob Grupp	1979-81
34.82	Bryan Barker	1990-93

Highest Punting Average, Season (50 punts)

40.78	Dustin Colquitt	2009
	Dustin Colquitt	2012
40.15	Dustin Colquitt	2011
40.00	Jerrel Wilson	1968
39.33	Dustin Colquitt	2006

PUNTS HAD BLOCKED**Most Consecutive Punts, None Blocked**

377	Louie Aguiar	1994-98
256	Jerrel Wilson	1968-71
233	Jim Arnold	1983-85

Punts Had Blocked, Career

12	Jerrel Wilson	1963-77
3	Dustin Colquitt	2005-12
2	Bob Grupp	1979-81
	Jim Arnold	1983-85
	Bryan Barker	1990-93
	Daniel Pope	1999

Punts Had Blocked, Season

2	Jerrel Wilson	1974
	Jim Arnold	1985
	Daniel Pope	1999

Punts Had Blocked, Game

2	Jim Arnold vs. Denver	Oct. 27, 1985
---	-----------------------	---------------

INSIDE THE 20*(Compiled Since 1976)***Most Punts Inside the 20, Career**

250	Dustin Colquitt	2005-12
117	Louie Aguiar	1994-98
62	Bryan Barker	1990-93
58	Jim Arnold	1983-85
54	Kelly Goodburn	1987-90

Most Punts Inside the 20, Season

45	Dustin Colquitt	2012
41	Dustin Colquitt	2009
33	Dustin Colquitt	2010
29	Louie Aguiar	1995
28	Louie Aguiar	1997
	Todd Sauerbrun	2000

PUNT RETURNS**PUNT RETURNS****Most Punt Returns, Career**

220	J.T. Smith	1979-84
188	Dante Hall	2000-06
181	Tamarick Vanover	1995-99
105	Javier Arenas	2010-12
86	Ed Podolak	1969-77

Most Punt Returns, Season

58	J.T. Smith	1979
51	Tamarick Vanover	1995
	Tamarick Vanover	1999
50	J.T. Smith	1981
43	Garcia Lane	1980

Most Punt Returns, Game

8	Ed Podolak vs. San Diego	Nov. 10, 1974
7	J.T. Smith vs. Baltimore	Sept. 2, 1979
	J.T. Smith vs. N.Y. Giants	Oct. 21, 1979
	Tamarick Vanover vs. Detroit	Sept. 26, 1999
	Tamarick Vanover at Denver	Dec. 5, 1999
	Eddie Drummond at Oakland	Oct. 21, 2007

YARDS GAINED**Most Seasons Leading League**

2	J.T. Smith	1979-80
---	------------	---------

Most Punt Return Yards, Career

2,322	J.T. Smith	1979-84
1,930	Tamarick Vanover	1995-99
1,882	Dante Hall	2000-06
1,029	Javier Arenas	2010-12
787	Dale Carter	1992-96

Most Punt Return Yards, Season

640	Tamarick Vanover	1999
612	J.T. Smith	1979
581	J.T. Smith	1980
540	Tamarick Vanover	1995
528	J.T. Smith	1981

Most Punt Return Yards, Game

141	J.T. Smith vs. Oakland	Sept. 23, 1979
130	Tamarick Vanover vs. New Orleans	Dec. 21, 1997
128	Dante Hall vs. Arizona	Dec. 1, 2002
123	J.T. Smith vs. Baltimore	Nov. 2, 1980
	Jitter Fields vs. Denver	Oct. 18, 1987

Longest Punt Return (All TDs)		
94	Dexter McCluster vs. San Diego	Sept. 13, 2010
93	Dante Hall vs. Denver	Oct. 5, 2003
90	Dante Hall vs. Arizona	Dec. 1, 2002
88	J.T. Smith vs. Oakland	Sept. 23, 1979
86	Dale Carter at Seattle	Nov. 22, 1992
	Tamarick Vanover vs. San Diego	Oct. 9, 1995
	Dante Hall vs. St. Louis	Dec. 8, 2002

AVERAGE YARDAGE

Most Seasons Leading League		
1	Abner Haynes	1960
	Noland Smith	1968
	Ed Podolak	1970
	J.T. Smith	1980
	Dante Hall	2003

Highest Punt Return Average, Career (50 returns)		
11.11	Noland Smith (53-589)	1967-69
10.87	Abner Haynes (54-587)	1960-64
10.66	Tamarick Vanover (181-1,930)	1995-99
10.60	J.T. Smith (216-2,289)	1978-84
10.00	Dante Hall (188-1,882)	2000-06

Highest Punt Return Average, Season (12 returns)		
16.28	Dante Hall (29-472)	2003
15.54	Dexter McCluster (13-202)	2010
15.36	Abner Haynes (14-215)	1960
15.00	Noland Smith (18-270)	1968
14.79	Johnny Robinson (14-207)	1960

Highest Punt Return Average, Game (3 returns)		
35.00	D. Hall vs. Denver (3-105)	Oct. 5, 2003
33.33	D. McCluster vs. San Diego (3-100)	Sept. 13, 2010
28.67	M. Garrett at Buffalo (3-86)	Sept. 11, 1966
	N. Smith vs. N.Y. Jets (3-86)	Sept. 15, 1968
27.50	G. Sellers vs. Boston (4-110)	Nov. 17, 1968

TOUCHDOWNS

Most Punt Return Touchdowns, Career		
5	Dante Hall	2000-06
4	J.T. Smith	1979-84
	Tamarick Vanover	1995-99

Most Punt Return Touchdowns, Season		
2	J.T. Smith	1979
	J.T. Smith	1980
	Dale Carter	1992
	Tamarick Vanover	1999
	Dante Hall	2002
	Dante Hall	2003

Most Punt Return Touchdowns, Game		
1	23 times	
	Last; D. McCluster vs. San Diego	Sept. 13, 2010

KICKOFF RETURNS

KICKOFF RETURNS

Most Kickoff Returns, Career		
360	Dante Hall	2000-06
212	Tamarick Vanover	1995-99
84	Dave Grayson	1961-64
68	Noland Smith	1967-69

Most Kickoff Returns, Season		
68	Dante Hall	2004
65	Dante Hall	2005
57	Dante Hall	2002
	Dante Hall	2003
53	Dante Hall	2006

Most Kickoff Returns, Game		
9	Noland Smith vs. Oakland	Nov. 23, 1967
	Paul Palmer at Seattle	Sept. 20, 1987

YARDS GAINED

Most Kickoff Return Yards, Career		
8,644	Dante Hall	2000-06
5,099	Tamarick Vanover	1995-99
2,231	Dave Grayson	1961-64
1,822	Noland Smith	1967-69

1,326	Abner Haynes	1960-64
-------	--------------	---------

Most Kickoff Return Yards, Season		
1,718	Dante Hall	2004
1,560	Dante Hall	2005
1,478	Dante Hall	2003
1,354	Dante Hall	2002
1,308	Tamarick Vanover	1997

Most Kickoff Return Yards, Game (All 200+)		
251	Jon Vaughn at Miami	Dec. 12, 1994
244	Noland Smith at San Diego	Oct. 15, 1967
234	Dante Hall vs. Philadelphia	Oct. 2, 2005
233	Dante Hall vs. San Diego	Nov. 28, 2004
221	Paul Palmer at Seattle	Sept. 20, 1987
206	Noland Smith vs. Oakland	Nov. 23, 1967

Longest Kickoff Return (All TDs)		
106	Noland Smith at Denver	Dec. 17, 1967
100	Dante Hall vs. Pittsburgh	Oct. 15, 2003
99	Dave Grayson at Denver	Sept. 7, 1963
	Tamarick Vanover at Seattle	Sept. 3, 1995
97	Boyce Green at Pittsburgh	Dec. 21, 1986
	Tamarick Vanover at Denver	Oct. 27, 1996
	Dante Hall at Baltimore	Sept. 28, 2003
	Dante Hall vs. Denver	Dec. 19, 2004
	Jamaal Charles vs. Pittsburgh	Nov. 22, 2009

AVERAGE YARDAGE

Most Seasons Leading League		
1	Dave Grayson	1961

Highest Kickoff Return Average, Career (50 returns)		
26.79	Noland Smith (68-1,822)	1967-69
26.56	Dave Grayson (84-2,231)	1961-64
25.17	Abner Haynes (52-1,309)	1960-64
24.43	Jamaal Charles (51-1,246)	2008-12
24.05	Tamarick Vanover (212-5,099)	1995-99

Highest Kickoff Return Average, Season (15 returns)		
29.71	Dave Grayson (18-535)	1962
28.31	Dave Grayson (16-453)	1961
28.30	Larry Marshall (23-651)	1972

Highest Kickoff Return Average, Game (3 returns)		
48.67	Dante Hall vs. Pittsburgh (3-146)	Sept. 14, 2003
44.67	Dante Hall vs. St. Louis (3-134)	Dec. 8, 2002
44.33	Paul Palmer vs. Seattle (3-133)	Dec. 27, 1987
40.67	Noland Smith at San Diego (6-244)	Oct. 15, 1967
40.33	L. Williams vs. Cincinnati (3-121)	Nov. 21, 1976
	Dante Hall at Baltimore (3-121)	Sept. 28, 2003

TOUCHDOWNS

Most Kickoff Return Touchdowns, Career		
6	Dante Hall	2000-06
4	Tamarick Vanover	1995-99
2	Paul Palmer	1987-88

Most Kickoff Return Touchdowns, Season		
2	Paul Palmer	1987
	Tamarick Vanover	1995
	Dante Hall	2003
	Dante Hall	2004

Most Kickoff Return Touchdowns, Game		
1	19 times	
	Last; Jamaal Charles vs. Pittsburgh	Nov. 22, 2009

FUMBLES

Most Fumbles, Season		
16	Steve Fuller	1980
15	Len Dawson	1964

Most Fumbles, Game		
*7	Len Dawson vs. San Diego	Nov. 15, 1964
	*NFL RECORD	

OPPONENTS FUMBLES RECOVERED

Most Opponents Fumbles Recovered, Career

19	Derrick Thomas	1989-99
18	Willie Lanier	1967-77
17	Dan Saleaumua	1989-96
15	Bobby Bell	1963-74
14	Jim Lynch	1967-77
	Deron Cherry	1981-91

Most Opponents Fumbles Recovered, Season

6	Deron Cherry	1988
	Dan Saleaumua	1990
	Jared Allen	2006
5	Dan Saleaumua	1989
4	Bill Andrews	1977
	Tim Gray	1977
	Gary Spani	1980

Most Opponents Fumbles Recovered, Game

*3	Charles Jackson at Pittsburgh	Sept. 6, 1981
	*NFL RECORD	

Longest Return After Fumble Recovered, Yards

100 (TD)	Chris Martin vs. Miami	Oct. 13, 1991
----------	------------------------	---------------

OPPONENTS FUMBLES FORCED

(Compiled Since 1982)

Most Opponents Fumbles Forced, Career

45	Derrick Thomas	1989-99
29	Neil Smith	1988-96
24	Tamba Hali	2006-12
19	Derrick Johnson	2005-12
13	Kevin Ross	1984-93, '97
	Jared Allen	2004-07

Most Opponents Fumbles Forced, Season

8	Derrick Thomas	1992
7	Jared Allen	2005
6	Derrick Thomas	1990
	Derrick Thomas	1994
	Tamba Hali	2006

Most Fumbles Forced, Rookie, Season

6	Tamba Hali	2006
4	Kevin Ross	1984
	Tim Cofield	1986

INTERCEPTIONS BY

Most Seasons, Leading League

2	Johnny Robinson	1966, '70
	Emmitt Thomas	1969, '74

Most Interceptions By, Career

58	Emmitt Thomas	1966-78
57	Johnny Robinson	1960-71
50	Deron Cherry	1981-91
39	Gary Barbaro	1976-82
38	Albert Lewis	1983-93

Most Interceptions By, Season

12	Emmitt Thomas	1974
10	Johnny Robinson	1966
	Bobby Hunt	1966
	Johnny Robinson	1970
	Gary Barbaro	1980
9	Emmitt Thomas	1969
	Deron Cherry	1986

Most Interceptions By, Rookie, Season

8	Bobby Hunt	1962
7	Dale Carter	1992
6	Kevin Ross	1984
4	Bobby Ply	1962
	Emmitt Thomas	1967
	Lloyd Burruss	1981
	Albert Lewis	1983
	Eric Berry	2010

Most Interceptions By, Game

*4	Bobby Ply vs. San Diego	Dec. 16, 1962
	Bobby Hunt vs. Houston	Oct. 4, 1964
	Deron Cherry vs. Seattle	Sept. 29, 1985
3	Bobby Ply vs. Denver	Dec. 9, 1962
	Johnny Robinson at Baltimore	Sept. 28, 1970
	Albert Lewis vs. Atlanta	Dec. 8, 1985
	Lloyd Burruss vs. San Diego	Oct. 19, 1986
	Albert Lewis vs. Atlanta	Sept. 1, 1991
	Greg Wesley vs. Miami	Sept. 29, 2002
	Greg Wesley vs. New England	Nov. 27, 2005
	*NFL RECORD	

Most Consecutive Games, Passes Intercepted By

6	Eric Harris	1980
---	-------------	------

YARDS GAINED

Most Interception Return Yards, Career

938	Emmitt Thomas (58 INTs)	1966-78
771	Gary Barbaro (39 INTs)	1975-82
741	Johnny Robinson (57 INTs)	1960-71
688	Deron Cherry (50 INTs)	1981-91
674	Bobby Hunt (37 INTs)	1962-67

Most Interception Return Yards, Season

274	Mark McMillian (8 INTs)	1997
228	Bobby Hunt (6 INTs)	1963
214	Emmitt Thomas (12 INTs)	1974
193	Lloyd Burruss (5 INTs)	1986
175	Derrick Johnson (3 INTs)	2009

Most Interception Return Yards Gained, Game

121	Lloyd Burruss vs. San Diego (3 INTs)	Oct. 19, 1986
118	Brandon Flowers at N.Y. Jets (2 INTs)	Oct. 26, 2008
108	Bobby Ply vs. San Diego (4 INTs)	Dec. 16, 1962
105	Derrick Johnson vs. Denver (2 INTs)	Jan. 3, 2010
102	Gary Barbaro vs. Seattle (1 INT)	Dec. 11, 1977

Longest Interception Return

102	Gary Barbaro vs. Seattle	Dec. 11, 1977
100	Tim Collier at Oakland	Dec. 18, 1977
99	Dave Grayson vs. N.Y. Titans	Dec. 17, 1961
	Kevin Ross at San Diego	Sept. 6, 1992
94	Andy Stuebaker vs. Pittsburgh	Nov. 22, 2009

TOUCHDOWNS

Most Interception Return Touchdowns, Career

6	Bobby Bell	1963-74
5	Emmitt Thomas	1966-78
	Jim Kearney	1967-75
4	Lloyd Burruss	1981-91

Most Interception Return Touchdowns, Season

*4	Jim Kearney	1972
3	Lloyd Burruss	1986
	Mark McMillian	1997
2	Sherrill Headrick	1961
	Emmitt Thomas	1974
	Charles Mincy	1992
	Jerome Woods	1993
	Derrick Johnson	2009
	*NFL RECORD	

Most Interception Return Touchdowns, Game

*2	Jim Kearney at Denver	Oct. 1, 1972
	Lloyd Burruss vs. San Diego	Oct. 19, 1986
	Derrick Johnson at Denver	Jan. 3, 2010
	*NFL RECORD	

SACKS

(Compiled Since 1973)

Most Sacks, Career (All 40.0+)

126.5	Derrick Thomas	1989-99
86.5	Neil Smith	1988-96
73.0	Art Still	1978-87
62.5	Tamba Hali	2006-12
51.0	Mike Bell	1979-85, '87-91
44.5	Eric Hicks	1988-06

Most Sacks, Season

20.0	Derrick Thomas	1990
15.5	Jared Allen	2007
15.0	Neil Smith	1993
14.5	Art Still	1980
	Art Still	1984
	Neil Smith	1992
	Derrick Thomas	1992
	Tamba Hali	2010

Most Sacks, Consecutive Seasons

33.5	Derrick Thomas (20.0, 13.5)	1990-91
30.0	Derrick Thomas (10.0, 20.0)	1989-90
29.5	Neil Smith (14.5, 15.0)	1992-93
28.0	Derrick Thomas (13.5, 14.5)	1991-92
26.5	Neil Smith (15.0, 11.5)	1993-94
	Tamba Hali (14.5, 12.0)	2010-11

Most Sacks, Rookie, Season

10.0	Derrick Thomas	1989
9.0	Jared Allen	2004
8.0	Tamba Hali	2006
6.5	Art Still	1978
5.5	Sylvester Hicks	1978
	Mike Bell	1979
	Justin Houston	2011

Most Sacks, Game

*7.0	Derrick Thomas vs. Seattle	Nov. 11, 1990
6.0	Derrick Thomas vs. Oakland	Sept. 6, 1998
4.0	Wilbur Young at San Diego	Oct. 19, 1975
	Art Still at Oakland	Oct. 5, 1980
	Derrick Thomas vs. Buffalo	Oct. 7, 1991
	Derrick Thomas vs. San Diego	Nov. 8, 1992
	Neil Smith vs. L.A. Raiders	Oct. 3, 1993
	*NFL RECORD	

TACKLES**(Compiled Since 1977)****Most Tackles, Career**

999	Gary Spani	1978-86
992	Art Still	1978-87
927	Deron Cherry	1981-91
876	Donnie Edwards	1996-01, 2007-08
874	Derrick Johnson	2005-12
827	Kevin Ross	1984-93, '97

Most Tackles, Season

179	Derrick Johnson	2011
162	Mike Maslowski	2002
157	Gary Spani	1979
153	Gary Spani	1981
151	Deron Cherry	1988
	Donnie Edwards	1998, 2000
	Scott Fujita	2003

Most Tackles, Rookie, Season

144	Gary Spani	1978
140	Dino Hackett	1986
126	Eric Berry	2010
120	Art Still	1978
101	Greg Wesley	2000

Most Tackles, Consecutive Seasons

326	Derrick Johnson (147, 179)	2010-11
306	Gary Spani (157, 149)	1979-80
304	Derrick Johnson (179, 125)	2011-12
302	Gary Spani (149, 153)	1980-81
301	Gary Spani (144, 157)	1978-79

SPECIAL TEAMS TACKLES**(Compiled Since 1982)****Most Special Teams Tackles, Career**

148	Gary Stills	1999-05
147	Greg Manuskay	1994-99
97	Danan Hughes	1993-98
96	Tony Richardson	1995-05
94	Louis Cooper	1985-90

Most Special Teams Tackles, Season

34	Gary Stills	2002
29	Gary Stills	2003
	Rich Scanlon	2005
28	Ken Jolly	1984
27	Albert Lewis	1983
	Todd McNair	1990
	Bennie Thompson	1992
	Greg Manuskay	1999

Most Special Teams Tackles, Consecutive Seasons

63	Gary Stills	2002-03
54	Gary Stills	2003-04
52	Gary Stills	2001-02
51	Greg Manuskay	1996-97
50	Greg Manuskay	1998-99
	Gary Stills	2004-05

BLOCKED KICKS**Most Opponents Punts Blocked, Career**

10	Albert Lewis	1983-93
3	Bernard Pollard	2006-08
2	Ed Beckman	1977-84
	Gary Green	1977-83
	Sherrill Headrick	1960-67
	Bernard Pollard	2006

Most Opponents Punts Blocked, Season

4	Albert Lewis	1990
3	Albert Lewis	1986
2	Sherrill Headrick	1963
	Bernard Pollard	2006

Most Opponents Punts Blocked, Game

2	Sherrill Headrick vs. Denver	Dec. 8, 1963
---	------------------------------	--------------

Longest Return of Blocked Field Goal

78 (TD)	Lloyd Burruss at Pittsburgh	Dec. 21, 1986
65 (TD)	Kevin Ross at Cincinnati	Dec. 6, 1987

TEAM

GAMES WON (REG. SEASON)

Most Consecutive Games Won

- 9 2003
- 7 1968-69, 1969, 1995
- 6 1968, 1997
- 5 1961-62, 1966-67, 1971, 1984-85

Most Consecutive Games Won, Start of Season

- 9 2003
- 4 1996
- 3 1962, 1966, 1994, 1995, 2010

Most Consecutive Games Won, End of Season

- 6 1997
- 5 1968
- 3 1960, 1963, 1966, 1967, 1971, 1972, 1984, 1986

Most Consecutive Home Games Won

- 13 2002-03
- 11 1994-96, 1997-98
- 10 1968-69,
- 9 1970-71,
- 8 1997

Most Consecutive Road Games Won

- 9 1966-67
- 6 1967-68
- 1968-69, 1971-72

GAMES LOST (REG. SEASON)

Most Consecutive Games Lost

- 12 2007-08
- 9 1987, 2008-09
- 8 1975-76, 2012
- 7 1985, 2008

Most Consecutive Games Lost, Start of Season

- 5 1977, 2009
- 4 1976, 1980
- 3 1975, 2004, 2008, 2011

Most Consecutive Games Lost, End of Season

- 9 2007
- 6 1977
- 4 1975, 2008, 2012

Most Consecutive Home Games Lost

- 10 2008-09
- 8 1974-75
- 7 1975-76, 2011-12
- 6 1977-78, 2007-08

Most Consecutive Road Games Lost

- 9 2007-08
- 8 1978-79, 1985-86
- 6 1988, 2008-09, 2012

SCORING

POINTS

Most Points, Season (All 400+)

- 484 2003
- 483 2004
- 467 2002
- 448 1966
- 408 1967
- 403 2005

Highest Scoring Average, Season

- 32.0 (448 in 14 games) 1966
- 30.3 (484 in 16 games) 2003
- 30.2 (483 in 16 games) 2004
- 29.2 (467 in 16 games) 2002
- 29.1 (408 in 14 games) 1967

Most Points, Consecutive Seasons

- 967 (484, 483) 2003-04
- 951 (467, 484) 2002-03
- 886 (483, 403) 2004-05
- 856 (448, 408) 1966-67
- 787 (320, 467) 2001-02

Fewest Points, Season

- 176 1982 (9 games)
- 211 2012
- 212 2011
- 225 1977
- 226 2007

Lowest Scoring Average, Season

- 13.2 (211 in 16 games) 2012
- 13.3 (212 in 16 games) 2011
- 14.1 (226 in 16 games) 2007
- 14.9 (238 in 16 games) 1979
- 15.2 (243 in 16 games) 1978
- 15.9 (254 in 16 games) 1988

Largest Scoring Differential, Season

- +201 (371 - 170) 1968
- +182 (359 - 177) 1969
- +176 (448 - 276) 1966
- +156 (369 - 233) 1962
- +154 (408 - 254) 1967

Most 40-Point Games, Season

- 5 2003
- 4 1966, 2002, 2004
- 3 1961, 1962, 1963, 1964, 1967
- 2 1965, 1968, 1983, 2000, 2010

Most 30-Point Games, Season

- 8 1966, 2002, 2004
- 7 1999, 2003
- 6 1967, 2010

Most Points Scored, Game

- 59 at Denver Sept. 7, 1963
- 56 at Denver Oct. 23, 1966
- vs. Atlanta Oct. 24, 2004
- 54 vs. St. Louis Oct. 22, 2000
- 52 4 times; Last vs. Denver Oct. 29, 1967

Largest Margin of Victory, Game

- 52 Kansas City (59) at Denver (7) Sept. 7, 1963
- 49 Kansas City (49) vs. Arizona (0) Dec. 1, 2002
- 48 Kansas City (48) vs. N.Y. Jets (0) Dec. 22, 1963
- 46 Kansas City (56) vs. Denver (10) Oct. 16, 1966
- Kansas City (56) vs. Atlanta (10) Oct. 24, 2004

Most Points, Both Teams, Game

- 99 KC (48) at Seattle (51) Nov. 27, 1983 (OT)
- 88 KC (49) vs. Denver (39) Nov. 1, 1964
- KC (54) vs. St. Louis (34) Oct. 22, 2000

Fewest Points, Both Teams, Game

- 3 KC (0) at Tampa Bay (3) Dec. 16, 1979
- 9 KC (3) vs. Cleveland (6) Sept. 4, 1988
- 10 KC (7) at Denver (3) Jan. 1, 2012
- 12 KC (6) vs. St. Louis (6) Nov. 22, 1970
- KC (3) at Miami (9) Oct. 20, 1974

Most Points Shutout Victory, Game

- 49 vs. Arizona Dec. 1, 2002
- 48 vs. N.Y. Jets Dec. 22, 1963
- 41 vs. Miami Oct. 8, 1967
- vs. San Francisco Oct. 1, 2006
- 34 vs. Boston Dec. 11, 1960
- vs. Houston Nov. 26, 1989
- vs. Cleveland Sept. 30, 1990
- vs. San Diego Oct. 31, 1999

Fewest Points, Shutout Victory, Game

- 14 vs. Baltimore Sept. 2, 1979
- 16 vs. Denver Dec. 6, 1970
- 17 vs. L.A. Chargers Sept. 25, 1960

Largest Fourth-Quarter Comebacks

- | Opponent | Deficit | Final | Date |
|-----------------|---------|------------|----------------|
| 17 at Green Bay | 14-31 | 40-34 (OT) | Oct. 12, 2003 |
| 14 at N.Y. Jets | 3-17 | 17-17 (OT) | Oct. 2, 1988 |
| vs. N.Y. Giants | 3-17 | 20-17 (OT) | Sept. 10, 1995 |
| at Oakland | 20-34 | 37-34 | Nov. 28, 1999 |

Largest Second-Half Comebacks

	Opponent	Deficit	Final	Date
17	at Buffalo	10-27	27-27	Sept. 22, 1963
	at Oakland	0-17	28-17	Oct. 25, 1981
	at Green Bay	14-31	40-34 (OT)	Oct. 12, 2003
	at New Orleans	13-24	27-24 (OT)	Sept. 23, 2012
16	at San Diego	0-16	24-23	Nov. 2, 1986
14	at N.Y. Jets	3-17	17-17 (OT)	Oct. 2, 1988
	vs. San Diego	0-14	20-17 (OT)	Dec. 8, 1991
	vs. N.Y. Giants	3-17	20-17 (OT)	Sept. 10, 1995
	at Oakland	13-27	28-27	Sept. 8, 1997
	at Oakland	20-34	37-34	Nov. 28, 1999

Most Consecutive Games Scoring

179	1963-76
139	1994-02
91	1987-92
84	2003-08
60	1979-84

Most Points, Two Consecutive Games

104	(56, 48)	Oct. 23, 1966 - Oct. 30, 1966
-----	----------	-------------------------------

Most First-Half Points, Game

42	vs. Denver	Oct. 29, 1967
38	at Miami	Sept. 28, 1968
35	vs. Arizona	Dec. 1, 2002
	vs. St. Louis	Dec. 8, 2002
	vs. Atlanta	Oct. 24, 2004

Most First-Quarter Points, Season

158	1966
113	2004
112	2003
103	1962
101	2002

Most First-Quarter Points, Game

24	at Miami	Sept. 28, 1968
21	10 times, last at Denver	Dec. 6, 1998

Most Second-Quarter Points, Season

153	2003
149	1997
143	1967
137	1989, 2004, 2010
136	2005

Most Second-Quarter Points, Game

28	vs. Denver	Oct. 29, 1967
	vs. Pittsburgh	Oct. 18, 1971
	vs. Denver	Dec. 7, 1980
	vs. San Diego	Dec. 22, 1985
	at Washington	Sept. 30, 2001
24	vs. Houston	Oct. 30, 1966
	vs. Indianapolis	Oct. 31, 2004

Most Second-Half Points, Game

35	at Denver	Oct. 23, 1966
	at Denver	Dec. 1, 1972
	at Tennessee	Dec. 13, 2004
34	at Denver	Jan. 3, 2010
31	at Denver	Sept. 7, 1963
30	vs. Cleveland	Dec. 14, 1975

Most Third-Quarter Points, Season

109	1963
106	1964
105	1998
94	1966
93	1999, 2004

Most Third-Quarter Points, Game

22	vs. Buffalo	Oct. 18, 1969
	vs. Oakland	Nov. 26, 1961
21	at Buffalo	Nov. 6, 1960
	at Denver	Sept. 7, 1963
	at Denver	Oct. 1, 1972
	vs. Oakland	Oct. 3, 1977

Most Fourth-Quarter Points, Season

168	2002
140	2004
131	2003
129	1962
127	1960

Most Fourth-Quarter Points, Game

23	at Buffalo	Nov. 2, 1969
	at Cleveland	Sept. 8, 2002
22	at N.Y. Titans	Nov. 24, 1960
	vs. N.Y. Jets	Nov. 5, 1967
	at Green Bay	Oct. 12, 2003

TOUCHDOWNS**Most Touchdowns, Season**

63	2003
62	2004
57	2002
55	1966
50	1962

Most Touchdowns, Consecutive Seasons

125	(63, 62)	2003-04
120	(57, 63)	2002-03
108	(62, 46)	2004-05
104	(55, 49)	1966-67
96	(50, 46)	1962-63

Fewest Touchdowns, Season

17	1982 (9 games)
18	2012
20	2011
23	1973
24	1988, 2007

Most Touchdowns, Game

8	at Denver	Sept. 7, 1963
	at Denver	Oct. 23, 1966
	vs. Atlanta	Oct. 24, 2004
7	12 times; Last at Tennessee	Dec. 13, 2004

Most Touchdowns, Both Teams, Game

13	Kansas City (7) at Seattle (6)	Nov. 27, 1983 (OT)
12	Kansas City (7) vs. Denver (5)	Nov. 1, 1964
	Kansas City (7) vs. St. Louis (5)	Oct. 22, 2000
	Kansas City (7) at Tennessee (5)	Dec. 13, 2004

Most Consecutive Games Scoring Touchdowns

96	1963-70
64	1997-01
52	1960-63
35	1994-96
33	1976-78

Most Offensive Touchdowns, Season

58	2004
56	2003
53	2002
50	1962, 1966
46	1964

Fewest Offensive Touchdowns, Season

13	1982 (9 games)
17	2012
18	2011
21	1973, 1974
23	2007
24	1970, 1977, 1987, 1988
25	1979

Most Return Touchdowns, Season

11	1992, 1999
7	1995, 1997, 2003
6	1987

Most Defensive Touchdowns, Season

9	1999
8	1992
5	1972, 1974, 1977
4	1960, 1967, 1981, 1986, 1995, 1997

Fewest Defensive Touchdowns, Season

0	1962, 1976, 1978, 1988, 2006, 2012
1	1961, 1975, 1976, 1989, 1998, 2001, 2002, 2007

Most Defensive Touchdowns, Game

3	vs. Denver	Dec. 27, 1992
2	13 times, last at Oakland	Oct. 23, 2011

Most Interception Return TDs, Season

6	1992
5	1972, 1974, 1999
4	1960, 1986, 1997

Most Fumble Return TDs, Season

- 4 1999
- 3 1997, 1980, 1981
- 2 1989, 1991, 1992, 1993, 1995

Most Special Teams Touchdowns, Season

- 5 1986, 1987
- 4 1995, 2003
- 3 1969, 1992, 2002, 2009

Most Special Teams Touchdowns, Game

- 3 at Pittsburgh Dec. 21, 1986
- 2 vs. Cleveland Sept. 30, 1990
- vs. St. Louis Dec. 8, 2002

POINTS AFTER TOUCHDOWN**Most Points After Touchdown, Season**

- 58 2003, 2004
- 54 2002
- 48 1966
- 47 1962
- 46 1964

Fewest Points After Touchdown, Season

- 17 1982 (9 games), 2012
- 20 2011
- 21 1973, 2007
- 23 1988

Most Points After Touchdown, Game

- 8 at Denver Sept. 8, 1963
- at Denver Oct. 23, 1966
- vs. Atlanta Oct. 24, 2004

TWO-POINT ATTEMPTS**Most Two-Point Attempts, Season**

- 6 2001
- 5 1997
- 4 1961, 1994, 2008
- 3 1964, 1965, 1966, 1967, 1995, 2002, 2003, 2007

Most Two-Point Conversions, Season

- 3 1961, 1965, 1994, 2001
- 2 1966, 1967, 1997
- 1 10 times, Last; 2009

Most Two-Point Attempts, Game

- 2 vs. Buffalo Oct. 18, 1964
- at Houston Oct. 24, 1965
- at St. Louis Oct. 26, 1997
- at Denver Nov. 14, 2010

Most Two-Point Conversions, Game

- 2 at Houston Oct. 24, 1965
- at St. Louis Oct. 26, 1997

FIELD GOALS**Most Field Goals Attempted, Season**

- 44 1971
- 42 1970
- 40 1968

Fewest Field Goals Attempted, Season

- 17 1964
- 18 1977
- 20 2003
- 22 1979, 2008

Most Field Goals Attempted, Game

- 7 vs. Buffalo Dec. 19, 1971
- 6 8 times; Last at New Orleans Sept. 23, 2012

Most Field Goals Attempted, Both Teams, Game

- 10 Kansas City (7) vs. Buffalo (3) Dec. 19, 1971
- Kansas City (5) at San Diego (5) Oct. 29, 1972
- Kansas City (6) vs. Denver (4) Dec. 16, 2001
- Kansas City (5) vs. Denver (5) Sept. 28, 2008

Most Field Goals Made, Season

- 34 1990
- 30 1968, 1970
- 28 2012
- 27 1969, 1988, 1997, 1998, 2001, 2005

Fewest Field Goals Made, Season

- 7 1961
- 8 1963, 1964
- 12 1979

Most Field Goals Made, Game

- 6 at New Orleans Sept. 23, 2012
- 5 at Buffalo Nov. 2, 1969
- vs. Buffalo Dec. 7, 1969
- vs. Buffalo Dec. 19, 1971
- vs. L.A. Raiders Sept. 12, 1985
- vs. Cincinnati Nov. 13, 1988
- at Chicago Dec. 29, 1990
- vs. Denver Sept. 20, 1993
- vs. Minnesota Oct. 2, 2011

Most Field Goals Made, Both Teams, Game

- *9 Kansas City (4) at San Diego (5) Sept. 29, 1996
- *NFL RECORD
- 8 Kansas City (5) vs. Buffalo (3) Dec. 19, 1971
- Kansas City (4) vs. Denver (4) Sept. 28, 2008
- 7 Kansas City (5) vs. Buffalo (2) Dec. 7, 1969
- Kansas City (4) vs. Denver (3) Dec. 16, 2001
- Kansas City (3) at Indianapolis (4) Oct. 10, 2010
- Kansas City (6) at New Orleans (1) Sept. 23, 2012

Most Consecutive Games Scoring Field Goals

- 18 2001-02
- 16 1970
- 15 2005
- 11 1968-69, 1971-72, 1985-86
- 10 1980-81

SAFETIES**Most Safeties, Season**

- 3 1988, 1997

Most Safeties, Game

- 1 19 times; Last at New Orleans Sept. 23, 2012

FIRST DOWNS**Most First Downs, Season**

- *398 2004
- 348 2003
- 347 2005
- 343 2002
- 324 2001

NFL RECORD*Fewest First Downs, Season**

- 163 1982 (9 games)
- 183 1970
- 208 1973

Most First Downs, Game (All 30+)

- 36 vs. Atlanta Oct. 24, 2004
- 33 vs. Indianapolis Oct. 31, 2004
- 32 at Houston Oct. 24, 1965
- at Seattle Nov. 24, 2002
- vs. Oakland Dec. 25, 2004
- 31 at Oakland Nov. 5, 2000
- 30 at L.A. Raiders Dec. 22, 1991
- vs. Seattle Oct. 29, 2006
- at Denver Nov. 14, 2010

Fewest First Downs, Game

- 4 at Tampa Bay Dec. 16, 1979
- 5 at San Diego Dec. 12, 2010
- 7 at Boston Oct. 23, 1964
- at Oakland Dec. 12, 1970
- at Denver Dec. 9, 2007
- at Oakland Dec. 16, 2012
- 8 12 times; Last at Denver Dec. 30, 2012

Most First Downs, Both Teams, Game

- 64 KC (32) at Seattle (32) Nov. 24, 2002
- 62 KC (31) at Oakland (31) Nov. 5, 2000
- 59 KC (26) at Seattle (33) Nov. 27, 1983 (OT)
- 58 KC (24) at Denver (34) Nov. 18, 1974

Fewest First Downs, Both Teams, Games

- 15 Kansas City (7) vs. Denver (8) Dec. 6, 1970
- 18 Kansas City (7) at Boston (11) Oct. 23, 1964

Most Rushing First Downs, Season

- 160 1978, 1981
- 140 2002
- 138 2004, 2005
- 130 1980
- 129 1969, 1997, 2010

Fewest Rushing First Downs, Season

66 2007
 71 1982 (9 games)
 79 1985
 83 1970, 1983, 1986
 84 2000

Most Rushing First Downs, Game

21 vs. Atlanta Oct. 24, 2004
 20 vs. Houston Oct. 1, 1961
 18 vs. Oakland Oct. 20, 1968
 vs. Seattle Nov. 22, 1981
 at Detroit Nov. 28, 1996
 16 8 times; Last vs. Buffalo Oct. 7, 1991

Fewest Rushing First Downs, Game

*0 at Cincinnati Nov. 24, 1974
 vs. Pittsburgh Nov. 10, 1985
 at L.A. Raiders Dec. 6, 1992
 at Denver Oct. 27, 1996
 at Arizona Oct. 8, 2006
 vs. Jacksonville Oct. 7, 2007
 at Oakland Dec. 16, 2012
 1 11 times; Last at Baltimore Sept. 13, 2009
 *NFL RECORD

Most Passing First Downs, Season

228 2004
 211 1994
 208 1983
 207 2000
 201 2003

Fewest Passing First Downs, Season

79 1982 (9 games)
 86 1970
 89 1968
 91 1979
 93 1973

Most Passing First Downs, Game (All 20+)

26 vs. Oakland Dec. 25, 2004
 24 at Denver Nov. 14, 2010
 23 at Oakland Nov. 5, 2000
 21 at Dallas Nov. 20, 1983
 at Denver Oct. 17, 1994
 at Denver Dec. 7, 2003
 20 vs. Indianapolis Oct. 31, 2004

Fewest Passing First Downs, Game

1 vs. Oakland Oct. 20, 1968
 vs. Houston Sept. 10, 1978
 at Tampa Bay Dec. 16, 1979
 2 5 times; Last at Denver Dec. 30, 2012

Most Penalty First Downs, Season

33 1996, 1998
 32 2004
 30 2000
 29 1966, 1978, 1984, 1986
 28 1979

Fewest Penalty First Downs, Season

4 1969
 8 1965
 9 1973
 10 1999
 11 1968, 1972

Most Penalty First Downs, Game

9 vs. L.A. Raiders Oct. 3, 1993
 7 vs. L.A. Raiders Sept. 17, 1989
 vs. Seattle Oct. 17, 1996
 6 at Tennessee Dec. 13, 2004
 at Oakland Nov. 7, 2010
 5 7 times; Last vs. Buffalo Nov. 17, 2002

Fewest Penalty First Downs, Game

0 Many times; Last at Denver Dec. 30, 2012

NET YARDS RUSHING & PASSING**YARDS GAINED****Most Net Yards, Season**

6,695 2004
 6,192 2005
 6,000 2002
 5,910 2003
 5,692 1994

Most Net Yards, Consecutive Seasons

12,887 (6,695, 6,192) 2004-05
 12,605 (5,910, 6,695) 2003-04
 11,910 (6,000, 5,910) 2002-03
 11,673 (5,673, 6,000) 2001-02
 11,335 (6,192, 5,143) 2005-06

Fewest Net Yards, Season

2,498 1982 (9 games)
 3,536 1973
 3,577 1970
 3,828 1974
 3,936 1977

Most Net Yards, Game (All 500+)

614 at Denver Oct. 23, 1966
 590 vs. Indianapolis Oct. 31, 2004
 566 vs. Detroit Oct. 14, 1990
 552 at Seattle Nov. 24, 2002
 551 vs. Buffalo Sept. 30, 1962
 546 at Washington Sept. 30, 2001
 542 at Houston Oct. 24, 1965
 540 vs. Atlanta Oct. 24, 2004
 537 at San Diego Dec. 11, 1983
 537 vs. Cincinnati Jan. 1, 2006
 524 at Denver Jan. 3, 2010
 521 vs. Detroit Dec. 14, 2003
 520 vs. Denver Nov. 1, 1964
 513 at Oakland Nov. 5, 2000
 512 vs. Seattle Dec. 27, 1987
 510 vs. Houston Nov. 28, 1965
 510 at New Orleans Sept. 23, 2012
 508 at Cincinnati Sept. 28, 1969
 507 vs. Indianapolis Dec. 23, 2012
 506 vs. San Diego Oct. 14, 1984
 504 at New Orleans Sept. 8, 1985
 504 at N.Y. Jets Oct. 6, 2002
 503 at Seattle Nov. 28, 2010
 502 at Buffalo Oct. 3, 1976
 500 at Oakland Dec. 5, 2004

Fewest Net Yards, Game

62 vs. Oakland Nov. 8, 1963
 67 at San Diego Dec. 12, 2010
 80 at Tampa Bay Dec. 16, 1979
 104 at Buffalo Oct. 29, 1973
 106 at Oakland Dec. 8, 1973

Most Net Yards, Both Teams, Game

1,095 KC (590) vs. Indianapolis (505) Oct. 31, 2004
 1,086 KC (552) at Seattle (534) Nov. 24, 2002
 1,036 KC (524) at Denver (512) Jan. 3, 2010
 1,013 KC (537) at San Diego (476) Dec. 11, 1983
 986 KC (513) at Oakland (473) Nov. 5, 2000

Fewest Net Yards, Both Teams, Game

323 KC (178) at N.Y. Jets (145) Nov. 7, 1971
 335 KC (244) vs. Houston (91) Oct. 12, 1969
 338 KC (62) vs. Oakland (276) Nov. 8, 1963

Most Games, 400 or More Net Yards, Season

9 2004
 7 2005, 2010
 6 1994, 2000, 2002
 5 1969, 2001, 2003
 4 1960, 1961, 1962, 1976, 1983, 1997
 3 1964, 1965, 1966, 1967, 1974, 1981, 1989,
 1990, 1991, 2009, 2011, 2012

Most Consecutive Games, 400 or More Net Yards

5 2004
 4 1976, 2005
 3 1974, 2000, 2010

Most Games, 300 or More Net Yards

15	2004
14	2005
13	2002
12	1989, 1995, 1999, 2003, 2010
11	1966, 1983, 1991, 1996
10	1964, 1968, 1981, 1984, 1993, 1994, 2000, 2001

Most Consecutive Games, 300 or More Net Yards

16	2004-05
13	2001-02
11	2005
10	1966-67, 1989, 2003
8	2010
7	1981, 1991

PLAYS**Most Plays, Season**

1,098	1994
1,089	2004
1,074	1983
1,063	2010
1,059	1995
1,059	2005

Fewest Plays, Season

573	1982 (9 games)
775	1970
831	1968
833	1965
836	1971

Most Plays, Game

92	at New Orleans	Sept. 23, 2012
91	at Cincinnati	Sept. 3, 1978
86	vs. N.Y. Giants	Nov. 3, 1974
	vs. Seattle	Sept. 28, 1997
85	at Jacksonville	Nov. 9, 1997
84	vs. Denver	Oct. 24, 1976
	at San Diego	Nov. 12, 1978

Fewest Plays, Game

38	at Oakland	Dec. 12, 1970
	at Tampa Bay	Dec. 16, 1979
41	at San Diego	Oct. 7, 1962
	at San Diego	Dec. 12, 2010
42	at Oakland	Dec. 8, 1973
44	at Detroit	Nov. 25, 1971
	at New England	Oct. 11, 1998
	at Baltimore	Sept. 13, 2009

RUSHING**ATTEMPTS****Most Rushing Attempts, Season**

663	1978
610	1981
569	1979
559	1989
556	2010
552	1980

Most Rushing Attempts, Consecutive Seasons

1,232 (663, 569)	1978-79
1,162 (552, 610)	1980-81
1,121 (569, 552)	1979-80
1,089 (456, 663)	1977-78
1,063 (559, 504)	1989-90

Fewest Rushing Attempts, Season

269	1982 (9 games)
379	2008
383	2000, 2007
387	1983
400	1963

Most Rushing Attempts, Game

69	at Cincinnati	Sept. 3, 1978
60	vs. Oakland	Oct. 20, 1968
57	vs. Seattle	Nov. 5, 1989

Fewest Rushing Attempts, Game

9	at Oakland	Nov. 5, 2000
10	vs. Jacksonville	Oct. 7, 2007
10	at Oakland	Dec. 16, 2012
11	at New England	Oct. 11, 1998
12	at Oakland	Dec. 8, 1973
	at Denver	Oct. 27, 1996
13	vs. Buffalo	Nov. 23, 2008
14	at San Diego	Sept. 29, 1963
	vs. Pittsburgh	Nov. 10, 1985
	at L.A. Raiders	Dec. 6, 1992
	at Jacksonville	Nov. 8, 2009

Most Rushing Attempts, Both Teams, Game

102	KC (52) at San Diego (50)	Nov. 12, 1978 (OT)
100	KC (41) vs. Denver (59)	Sept. 24, 1978

Fewest Rushing Attempts, Both Teams, Game

37	KC (21) vs. Houston (16)	Dec. 16, 1990
40	KC (17) at Buffalo (23)	Dec. 12, 1965

Most Games, 40 or More Rushing Attempts, Season

9	1978
8	1973, 1981
7	1968
6	1962, 1969, 1989
5	1976, 1979, 1980, 1997, 2010

Most Games, 30 or More Rushing Attempts, Season

14	1978
13	1981
12	1971, 1975, 1980
11	1969, 1989, 1990, 2005, 2006
10	1968, 1972, 1973, 1974, 1979, 1995, 1999, 2010

Most Consecutive Games, 40 or More Rushing Attempts

4	1968, 1978
3	1962, 1973, 1996

Most Consecutive Games, 30 or More Rushing Attempts

15	1980-81
8	1975, 1977-78
7	1972, 1978, 1978-79
6	1970, 1980, 1989, 1999

YARDS GAINED**Most Rushing Yards, Season**

2,986	1978
2,633	1981
2,627	2010
2,407	1962
2,395	2012

Most Rushing Yards, Home, Season

1,488	1981
1,468	1962
1,463	2010
1,436	1978
1,390	1961

Most Rushing Yards Per Game, Season

213.3	(2,986 in 16 games)	1978
171.9	(2,407 in 14 games)	1962
164.6	(2,633 in 16 games)	1981
164.2	(2,627 in 16 games)	2010
162.4	(2,274 in 14 games)	1966

Most Rushing Yards Per Game, Home, Season

209.7	(1,468 in 7 games)	1962
198.6	(1,390 in 7 games)	1961
186.0	(1,488 in 8 games)	1981
182.9	(1,463 in 8 games)	2010
179.5	(1,436 in 8 games)	1978

Most Rushing Yards, Consecutive Seasons

5,302	(2,986, 2,316)	1978-79
4,829	(1,843, 2,986)	1977-78
4,671	(2,289, 2,382)	2004-05
4,590	(2,183, 2,407)	1961-62

Fewest Rushing Yards, Season

943	1982 (9 games)
1,248	2007
1,254	1983
1,465	2000
1,468	1986

Fewest Rushing Yards Per Game, Season

78.0	(1,248 in 16 games)	2007
78.4	(1,254 in 16 games)	1983
91.6	(1,465 in 16 games)	2000
91.8	(1,468 in 16 games)	1986
92.9	(1,486 in 16 games)	1985

Most Rushing Yards, Game (All 300+)

398	vs. Houston	Oct. 1, 1961
380	at Denver	Oct. 23, 1966
352	vs. Indianapolis	Dec. 23, 2012
320	vs. Buffalo	Sept. 30, 1962
317	at Denver	Jan. 3, 2010
313	vs. Cincinnati	Oct. 26, 1969
310	vs. Detroit	Oct. 14, 1990
302	at Houston	Oct. 24, 1965

Fewest Rushing Yards, Game

0	vs. Denver	Dec. 19, 1965
10	vs. Jacksonville	Oct. 7, 2007
10	at Oakland	Dec. 16, 2012
14	at New England	Oct. 11, 1998
16	at Denver	Dec. 9, 2007
17	at Boston	Nov. 18, 1960
	at L.A. Raiders	Dec. 6, 1992

Most Games, 200 or More Rushing Yards

8	1978
6	2010
5	1962
4	1968, 1979, 1981, 2002
3	1961, 1967, 1991, 2001, 2004, 2012
2	1960, 1963, 1965, 1966, 1969, 1970, 1975, 1989, 1996, 1997, 2005, 2006

Most Rushing Yards, Both Teams, Game

519	Kansas City (168) vs. Cleveland (351)	Dec. 20, 2009
502	Texans (398) vs. Houston (104)	Oct. 1, 1961
	Texans (284) vs. Oakland (218)	Nov. 26, 1961
479	Kansas City (251) vs. Detroit (228)	Nov. 23, 1975

Fewest Rushing Yards, Both Teams, Game

75	KC (20) at Houston (55)	Sept. 29, 1974
105	KC (27) vs. Boston (78)	Nov. 17, 1968
111	Dallas Texans (108) at SD (3)	Nov. 19, 1961
	KC (48) at San Diego (63)	Oct. 13, 1985

Most 10+ Yard Rushes, Season (Since 1990)

73	2002
72	2010
67	2005
64	2012
63	2001

Most 10+ Yard Rushes, Game (Since 1990)

11	at Oakland (10 Holmes, 1 Cloud)	Dec. 9, 2001
10	at Seattle (9 Holmes, 1 Morton) vs. Buffalo (7 Charles, 3 Jones)	Nov. 24, 2002 Oct. 31, 2010
9	vs. Detroit (5 Word, 3 Okoye, 1 McNair) vs. Denver (5 Richardson, 2 Grbac, 1 Alexander, 1 Moreau) vs. Atlanta (6 Holmes, 3 Blaylock, 1 Hall) vs. Indianapolis (6 Holmes, 2 Morton, 1 Johnson) vs. Indianapolis (4 Charles, 4 Hillis, 1 McCluster)	Oct. 14, 1990 Dec. 17, 2000 Oct. 24, 2004 Oct. 31, 2004 Dec. 23, 2012

AVERAGE GAIN**Highest Rushing Average, Season**

5.18	1966
5.15	2002
5.03	1962
4.97	1961
4.79	2012

Lowest Rushing Average, Season

3.24	1983
3.26	2007
3.39	1980
3.40	1986
3.43	1992

TOUCHDOWNS**Most Rushing Touchdowns, Season**

32	2003
31	2004
26	2002, 2005
24	1960
23	1961

Most Rushing Touchdowns, Consecutive Seasons

*63	(32, 31)	2003-04
58	(26, 32)	2002-03
57	(31, 26)	2004-05
47	(24, 23)	1960-61
44	(23, 21)	1961-62
	*NFL RECORD	

Fewest Rushing Touchdowns, Season

3	1982 (9 games)
5	2011
6	1972, 2007
7	1987
8	1988, 2009

Most Rushing Touchdowns, Game

*8	vs. Atlanta	Oct. 24, 2004
5	at Denver	Oct. 23, 1966

4 12 times; Last at Denver

* NFL RECORD

Most Rushing Touchdowns, Both Teams, Game

8	Kansas City (8) vs. Atlanta (0)	Oct. 24, 2004
7	Texans (4) vs. Boston (3)	Sept. 8, 1962
	Kansas City (4) at Denver (3)	Oct. 10, 1965

PASSING**PASSER RATING****Highest Passer Rating, Season**

96.3	1968
94.9	1990, 2004
92.4	2003
92.3	1962
91.3	1966

Lowest Passer Rating, Season

52.7	1961
52.9	1977
54.0	1979
55.2	1974
59.3	1978

ATTEMPTS**Most Passes Attempted, Season**

641	1983
615	1994
593	1984
582	2000
563	2007

Most Passes Attempted, Consecutive Seasons

1,234	(641, 593)	1983-84
1,146	(615, 531)	1994-95
1,110	(582, 528)	2000-01
1,105	(490, 615)	1993-94
1,104	(593, 511)	1984-85
	(563, 541)	2007-08

Fewest Passes Attempted, Season

264	1982 (9 games)
270	1968
289	1970
313	1973
322	1962

Most Passes Attempted, Game

59	at Dallas	Nov. 20, 1983
55	at San Diego	Oct. 9, 1994
	at Miami	Dec. 12, 1994
54	at Denver	Nov. 16, 1986
	at Denver	Oct. 17, 1994
	at San Diego	Sept. 29, 1996
	vs. San Diego	Nov. 24, 1996

Fewest Passes Attempted, Game

3	vs. Oakland	Oct. 20, 1968
6	at Oakland	Dec. 13, 1969
10	vs. Denver	Sept. 24, 1978

Most Passes Attempted, Both Teams, Game

100	KC (46) vs. Tampa Bay (54)	Oct. 28, 1964
95	KC (54) at San Diego (41)	Sept. 29, 1996
90	KC (59) at Dallas (31)	Nov. 20, 1983
	KC (41) at San Diego (49)	Dec. 11, 1983

Fewest Passes Attempted, Both Teams, Game

26	KC (6) at Oakland (20)	Dec. 13, 1969
	KC (13) at Tampa Bay (13)	Dec. 16, 1979
27	KC (14) vs. Houston (13)	Sept. 10, 1978

COMPLETIONS**Most Passes Completed, Season**

370	2004
369	1983
366	1994
342	2000
339	2003

Most Passes Completed, Consecutive Seasons

709	(339, 370)	2003-04
687	(370, 317)	2004-05
674	(369, 305)	1983-84
666	(366, 300)	1994-95
653	(287, 366)	1993-94

Fewest Passes Completed, Season

145	1982 (9 games)
154	1970
156	1968

Most Passes Completed, Game

39	at Oakland	Nov. 5, 2000
37	at San Diego	Oct. 9, 1994
34	at Denver	Oct. 17, 1994
	at Denver	Dec. 7, 2003
33	at Dallas	Nov. 20, 1983
	at Miami	Dec. 12, 1994
	at San Diego	Jan. 2, 2005
	at Detroit	Dec. 23, 2007
	at Denver	Nov. 14, 2010

Fewest Passes Completed, Game

2	vs. Oakland	Oct. 20, 1968
	at Oakland	Dec. 13, 1969
5	7 times: Last at Seattle	Dec. 17, 1978

Most Passes Completed, Both Teams, Game

62	Kansas City (31) at San Diego (31)	Dec. 11, 1983
57	Kansas City (31) at San Diego (26)	Oct. 30, 2005
56	Kansas City (33) at Denver (23)	Nov. 14, 2010
55	Kansas City (23) vs. San Diego (32)	Oct. 14, 1984
	Kansas City (26) vs. Tampa Bay (29)	Oct. 28, 1984

Fewest Passes Completed, Both Teams, Game

11	Kansas City (10) vs. San Diego (1)	Sept. 20, 1998
12	Kansas City (7) at Tampa Bay (5)	Dec. 16, 1979
13	Kansas City (2) at Oakland (11)	Dec. 13, 1969
	Kansas City (8) vs. Boston (5)	Oct. 11, 1970

Most 20+ Yard Completions, Season (Since 1990)

60	2004
59	2000
55	2003
53	2001
51	2005

Most 20+ Yard Completions, Game (Since 1990)

9	vs. St. Louis	Oct. 22, 2000
	(6 Grbac, 2 Moon, 1 Morris)	
	at Denver (9 Cassel)	Nov. 14, 2010
7	at L.A. Raiders (7 Krieg)	Dec. 6, 1992
	at San Diego (7 Gannon)	Nov. 22, 1998
	at Oakland (7 Grbac)	Nov. 5, 2000
	at Arizona (7 Green)	Oct. 21, 2001
	vs. Indianapolis (7 Green)	Oct. 31, 2004

YARDS GAINED**Most Passing Yards, Season**

4,406	2004
4,341	1983
4,149	2000
3,981	2003
3,960	1994

Most Passing Yards, Consecutive Seasons

8,553	(4,684, 3,869)	1983-84
8,387	(3,981, 4,406)	2003-04
8,271	(4,408, 3,863)	2000-01
8,216	(4,406, 3,810)	2004-05
7,817	(3,409, 4,408)	1999-00

Fewest Passing Yards, Season

1,555	1982 (9 games)
1,660	1979
1,719	1970

Most Passing Yards, Game

474	at Oakland	Nov. 5, 2000
433	at Denver	Nov. 14, 2010
406	at San Diego	Dec. 11, 1983
400	at Green Bay	Oct. 12, 2003
395	at New Orleans	Sept. 8, 1985

Fewest Passing Yards, Game

-22	vs. Oakland	Nov. 8, 1963
15	at Seattle	Sept. 30, 1979
16	vs. Oakland	Oct. 20, 1968
18	at Denver	Oct. 4, 1970
19	at San Diego	Dec. 12, 2010

Most Passing Yards, Both Teams, Game

859	Kansas City (387) vs. IND (472)	Oct. 31, 2004
782	Kansas City (406) at San Diego (376)	Dec. 11, 1983
732	Kansas City (433) at Denver (299)	Nov. 14, 2010
716	Kansas City (474) at Oakland (242)	Nov. 5, 2000
698	Kansas City (229) at Oakland (469)	Nov. 3, 1968

Fewest Passing Yards, Both Teams, Game

67	Kansas City (22) at Tampa Bay (45)	Dec. 16, 1979
81	Kansas City (34) vs. Houston (47)	Sept. 10, 1978

Most Individual 100-Yard Receiving Games, Season

14	2000, 2004
11	1964
8	1966, 1983
7	1987, 2003, 2006, 2007
6	1961, 1968, 1988, 2002, 2005, 2008

Most Consecutive Individual 100-Yard Receiving Games, Season

7	2000
6	2004
4	1964
3	1966, 1984, 1992, 1994, 2005, 2007, 2010
2	1961, 1962, 1963, 1965, 1968, 1969, 1980, 1982
	1983, 1985, 1987, 1988, 1989, 1998, 1999, 2001
	2006, 2007, 2008, 2011

TIMES SACKED*(Compiled Since 1963)***Most Times Sacked, Season**

57.0	1980
55.0	2007
53.0	1975

Fewest Times Sacked, Season

19.0	1994
21.0	1978, 1991, 1995, 2003
22.0	1990

Most Times Sacked, Game

10.0	vs. Baltimore	Nov. 2, 1980
9.0	vs. San Diego	Dec. 2, 2007
8.0	at Pittsburgh	Dec. 5, 1982
	vs. L.A. Raiders	Dec. 12, 1982

Most Times Sacked, Both Teams, Game

13.0	Kansas City (2) vs. Cleveland (11)	Sept. 30, 1984
	Kansas City (6) vs. Houston (7)	Sept. 21, 1986

Most Consecutive Games Without Allowing A Sack

3 1988, 2000

COMPLETION PERCENTAGE**Most Consecutive Seasons Leading League, Completion Percentage**

*4	*NFL RECORD	1966-69
----	-------------	---------

Highest Completion Percentage, Season

65.95	(561-370)	2004
63.25	(536-339)	2003
62.52	(507-317)	2005
61.22	(470-287)	2002
60.56	(322-195)	1962

Lowest Completion Percentage, Season

44.36	(399-177)	1961
48.05	(435-209)	1960
48.90	(409-200)	1965
49.33	(521-257)	1986
50.38	(395-199)	1965

TOUCHDOWNS**Most Passing Touchdowns, Season**

32	1964
31	1966
30	1963
29	1983, 2000

Fewest Passing Touchdowns, Season

7	1978, 1979
8	2012
10	1973, 1982 (9 games)
11	1974, 1977
13	1981, 2011

Most Passing Touchdowns, Game

6	vs. Denver	Nov. 1, 1964
5	6 times; Last vs. Miami	Sept. 29, 2002

Most Passing Touchdowns, Both Teams, Game

9	Kansas City (4) at Denver (5)	Nov. 14, 2010
8	Kansas City (6) vs. Denver (2)	Nov. 1, 1964
	Kansas City (4) at San Diego (4)	Dec. 11, 1983
	Kansas City (3) vs. IND (5)	Oct. 31, 2004

PASSES HAD INTERCEPTED**Most Passes Had Intercepted, Season**

27	1961
26	1977
25	1974

Fewest Passes Had Intercepted, Season

5	1990
8	1982 (9 games), 2010
10	1993, 1994, 1997, 2005

Most Passes Had Intercepted, Game

7	vs. Pittsburgh	Oct. 13, 1974
6	at Seattle	Nov. 4, 1984
	vs. L.A. Raiders	Oct. 20, 1985

Most Passes Had Intercepted, Both Teams, Game

9	Kansas City (3) vs. Miami (6)	Nov. 13, 1966
8	8 times	
	Last; Kansas City (2) at Oakland (6)	Oct. 23, 2011

PUNTING**Most Seasons Leading League****(Average Distance)**

*6	1968, 1971-73, 1979, 1984	*NFL RECORD
----	---------------------------	-------------

Most Consecutive Seasons Leading League

3 1971-73

Most Punts, Season

104	1999
99	1986
98	1984

Fewest Punts, Season

38	1982 (9 games)
54	1962
55	2004
57	1991

Most Punts, Game

11	at N.Y. Jets	Sept. 18, 1965
	vs. Baltimore	Sept. 2, 1979
	at San Francisco	Nov. 17, 1985
	at Cleveland	Nov. 19, 1989
	vs. San Diego	Nov. 13, 1994
	at Chicago	Dec. 4, 2011
10	vs. Denver	Oct. 6, 1974
	at Oakland	Oct. 5, 1980
	at N.Y. Jets	Oct. 2, 1988
	at San Diego	Nov. 26, 2000
	at N.Y. Jets	Dec. 30, 2007

Fewest Punts, Game

0	at L.A. Raiders	Dec. 22, 1991
	vs. Carolina	Dec. 10, 2000

AVERAGE YARDAGE**Highest Punting Average Distance, Season**

46.83	(83-3887)	2012
45.89	(89-4,084)	2011
45.53	(80-3,642)	1973
45.26	(65-2,942)	1968
45.02	(96-4,322)	2007

Lowest Punting Average Distance, Season

36.06	(54-1,947)	1962
37.83	(64-2,422)	2002
38.53	(70-2,697)	1981

HAD BLOCKED**Most Punts Had Blocked, Season**

2	1974, 1975, 1985, 1999
---	------------------------

Most Punts Had Blocked, Game

2	vs. Denver	Oct. 27, 1985
---	------------	---------------

PUNT RETURNS**Most Seasons Leading League (Average Return)**

6	1960, 1968, 1970, 1979-80, 2003
---	---------------------------------

Most Punt Returns, Season

58	1979, 1995, 1999
52	2010
50	1981
45	1978

Fewest Punt Returns, Season

15	1982 (9 games)
24	2004
26	1961, 1963, 2008

Most Punt Returns, Game

9	at Oakland	Nov. 15, 2009
8	vs. San Diego	Nov. 10, 1974
	at St. Louis	Dec. 19, 2010
7	vs. Oakland	Sept. 23, 1979
	vs. N.Y. Giants	Oct. 21, 1979
	vs. Detroit	Sept. 26, 1999
	at Denver	Dec. 5, 1999
	at Oakland	Oct. 21, 2007

Most Punt Returns, Both Teams, Game

15	Kansas City (6) vs. Baltimore (9)	Sept. 2, 1979
----	-----------------------------------	---------------

YARDS GAINED**Most Punt Return Yards, Season**

612	1979
581	1980
561	1995

Fewest Punt Return Yards, Season

126	1972
129	1982 (9 games)
150	1971

Most Punt Return Yards, Game

160	vs. San Diego	Sept. 13, 2010
141	vs. Oakland	Sept. 23, 1979
139	at Denver	Dec. 5, 1999
131	vs. Boston	Dec. 11, 1960
128	vs. Arizona	Dec. 11, 2002

AVERAGE YARDAGE**Highest Punt Return Average, Season**

16.42	(33-542)	2003
15.03	(33-496)	1960
14.53	(40-581)	1980
14.52	(31-450)	1968

Lowest Punt Return Average, Season

4.34	(29-126)	1972
4.69	(32-150)	1971
6.50	(26-169)	2008
6.53	(32-209)	2009

TOUCHDOWNS**Most Punt Return Touchdowns, Season**

2	1968, 1979, 1980, 1992, 1999, 2002, 2003
1	1960, 1965, 1966, 1987, 1995, 1997, 2006, 2010

Most Punt Return Touchdowns, Game

1	21 times; Last vs. San Diego	Sept. 13, 2010
---	------------------------------	----------------

Most Punt Return Touchdowns, Both Teams, Game

*2	Kansas City (1) at Buffalo (1)	Sept. 11, 1966
	*NFL RECORD	

KICKOFF RETURNS**Most Kickoff Returns, Season**

80	2008
77	2009
75	2004
70	1987, 2000
68	2005

Fewest Kickoff Returns, Season

31	1973
34	1982 (9 games)
37	1962
38	1968, 1998
39	1992

Most Kickoff Returns, Game

11	vs. Buffalo	Nov. 23, 2008
10	vs. Oakland	Nov. 2, 1967
	vs. Seattle	Sept. 20, 1987
9	vs. Pittsburgh	Nov. 10, 1985

YARDS GAINED**Most Kickoff Return Yards, Season**

1,820	2004
1,716	2008
1,666	2009
1,591	2005
1,577	2003

Fewest Kickoff Return Yards, Season

722	1992
723	1982 (9 games)
725	1973
736	1968
784	1990

Most Kickoff Return Yards, Game

251	at Miami	Dec. 12, 1994
245	at San Diego	Oct. 15, 1967
236	vs. Pittsburgh	Nov. 10, 1985

AVERAGE YARDAGE**Highest Kickoff Return Average, Season**

27.64	(53-1,465)	1961
26.59	(41-1,090)	1969
25.81	(37-955)	1962

Lowest Kickoff Return Average, Season

16.52	(56-925)	1988
17.04	(46-784)	1990
17.20	(54-929)	1983

TOUCHDOWNS**Most Kickoff Return Touchdowns, Season**

2	1987, 1995, 2003, 2004
1	1961, 1963, 1967, 1969, 1986, 1994, 1996, 1997, 2002, 2005, 2009

Most Kickoff Return Touchdowns, Game

1	19 times; Last vs. Pittsburgh	Nov. 22, 2009
---	-------------------------------	---------------

FUMBLES**Most Fumbles, Season**

42	1980
----	------

Fewest Fumbles, Season

*7	2002
13	1982 (9 games), 2003
15	2010
17	1995, 1996, 2011
19	2001
20	2004, 2008

*NFL RECORD

Most Fumbles, Game

*10	vs. Houston	
	*NFL RECORD	Oct. 12, 1969

Most Fumbles, Both Teams, Game

*14	Kansas City (10) vs. Houston (4)	Oct. 12, 1969
	*NFL RECORD	

FUMBLES LOST**Most Fumbles Lost, Season**

24	1981, 1987
21	1965, 1977

Fewest Fumbles Lost, Season

*2	2002
4	1982 (9 games)
6	2003, 2010
8	1967, 1991, 2008
9	1992, 1999, 2001

*NFL RECORD

Most Fumbles Lost, Game

6	vs. Houston	Oct. 12, 1969
---	-------------	---------------

TURNOVERS

(Number of times losing the ball on interceptions and fumbles)

Most Turnovers, Season

47	1977
46	1981
41	1965, 1987, 1989
40	1964

Fewest Turnovers, Season

*12	1982 (9 games)
14	2010
15	2002
18	2003
19	1990

*NFL RECORD

Most Turnovers, Game

9	vs. Buffalo	Oct. 17, 1965
	vs. Pittsburgh	Oct. 13, 1974
8	vs. San Diego	Sept. 20, 1981

Most Turnovers, Both Teams, Game

16	Kansas City (7) vs. Houston (9)	Oct. 12, 1969
----	---------------------------------	---------------

PENALTIES**Fewest Penalties, Season**

43	1982 (9 games)
52	1963
56	1964
61	1966

Most Penalties, Season

*158	1998
127	1994
126	1999
122	1993, 1996
	*NFL RECORD

Fewest Penalties, Game

*0	vs. Buffalo	Oct. 2, 1966
	vs. Oakland	Dec. 8, 1974
1	22 times; Last vs. Carolina	Dec. 2, 2012

Most Penalties, Game

17	at Seattle	Nov. 8, 1998
15	vs. San Diego	Sept. 20, 1998
14	at Atlanta	Sept. 18, 1994
	at Denver	Oct. 17, 1994

Fewest Penalties, Both Teams, Game

1	Kansas City (0) vs. Buffalo (1)	Oct. 2, 1966
---	---------------------------------	--------------

Most Penalties, Both Teams, Game

30	Kansas City (17) at Seattle (13)	Nov. 8, 1998
27	Kansas City (12) at Oakland (15)	Nov. 7, 2010
26	Kansas City (7) vs. San Diego (19)	Oct. 16, 1997
	Kansas City (11) vs. Oakland (15)	Dec. 24, 2011
25	Kansas City (11) vs. Denver (14)	Sept. 20, 1993
24	Kansas City (13) at L.A. Raiders (11)	Oct. 9, 1983
	Kansas City (12) vs. L.A. Raiders (12)	Sept. 16, 1984
	Kansas City (10) vs. L.A. Raiders (14)	Dec. 13, 1987
	Kansas City (14) at Atlanta (10)	Sept. 18, 1994
	Kansas City (14) at Denver (10)	Oct. 17, 1994
	Kansas City (15) vs. San Diego (9)	Sept. 20, 1998
	Kansas City (10) at Oakland (14)	Oct. 23, 2011

YARDS PENALIZED**Fewest Yards Penalized, Season**

371	1982 (9 games)
515	1974
577	2006
602	2001
604	1964

Most Yards Penalized, Season

*1,304 1998 *NFL Record

Fewest Yards Penalized, Game

0	vs. Buffalo	Oct. 2, 1966
	vs. Oakland	Dec. 8, 1974
1	vs. San Diego	Dec. 22, 2002
3	vs. Buffalo	Sept. 11, 2011
5	10 times; Last at Denver	Dec. 7, 2008

Most Yards Penalized, Game

154	vs. Oakland	Nov. 1, 1970
152	at Seattle	Nov. 8, 1998
141	at San Diego	Oct. 25, 1987

Fewest Yards Penalized, Both Teams, Game

10	Kansas City (10) vs. Boston (0)	Nov. 17, 1968
	Kansas City (0) vs. Oakland (10)	Dec. 8, 1974
	Kansas City (5) at Denver (5)	Dec. 7, 2008

Most Yards Penalized, Both Teams, Game

259	KC (141) at San Diego (118)	Oct. 25, 1987
258	KC (126) vs. L.A. Raiders (132)	Sept. 16, 1984

DEFENSE

SCORING

Fewest Points Allowed, Season

170 1968
 177 1969
 184 1982 (9 games)
 192 1973
 208 1971

Lowest Scoring Average, Season

12.1 (170 in 14 games) 1968
 12.6 (177 in 14 games) 1969
 13.7 (192 in 14 games) 1973
 14.5 (232 in 16 games) 1997
 14.9 (208 in 14 games) 1971

Most Points Allowed, Season

440 2008
 435 2004
 425 2012
 424 2009

Highest Scoring Average, Season

27.5 (440 in 16 games) 2008
 27.2 (435 in 16 games) 2004
 26.9 (376 in 14 games) 1976
 26.6 (425 in 16 games) 2012
 26.5 (424 in 16 games) 2009

Most Points Allowed, Game

54 vs. Buffalo Nov. 23, 2008
 51 at Seattle Nov. 27, 1983 (OT)
 50 at Buffalo Oct. 3, 1976
 49 at Oakland Nov. 5, 2000
 at Denver Nov. 14, 2010

Most First-Half Points Allowed, Game

35 at San Diego Oct. 25, 1987
 at Denver Nov. 14, 2010
 34 vs. Seattle Dec. 11, 1977
 31 Seven times, last at Pittsburgh Oct. 15, 2006

Fewest First-Half Points Allowed, Season

74 1969
 95 1982 (9 games)
 97 1965
 101 1973
 103 1968

Most First-Quarter Points Allowed, Season

101 1998
 95 1976, 2012
 93 2009
 92 1997
 88 1987

Fewest First-Quarter Points Allowed, Season

29 1963, 1969
 30 1973
 32 1970
 33 1965, 1966
 37 1984

Most First-Quarter Points Allowed, Game

31 at Buffalo Sept. 13, 1962
 21 at Denver Nov. 16, 1986
 at Denver Nov. 14, 2010
 17 vs. Oakland Nov. 23, 1967
 at Denver Oct. 27, 1996
 vs. Pittsburgh Sept. 14, 2003
 at Denver Sept. 26, 2005
 vs. San Diego Sept. 30, 2012

Most Second-Quarter Points Allowed, Season

152 2004
 141 2008
 135 1985
 133 1999
 127 1961, 1984

Fewest Second-Quarter Points Allowed, Season

45 1969
 55 1979, 1982 (9 games)
 57 1968, 1992
 59 1995
 64 1965

Most Second-Quarter Points Allowed, Game

28 vs. San Diego Nov. 15, 1964
 vs. Oakland Oct. 16, 1966
 at Baltimore Dec. 21, 1980
 at Seattle Nov. 4, 1984
 at Seattle Sept. 11, 1988
 24 at Oakland Nov. 3, 1968

Most Third-Quarter Points Allowed, Season

106 2008, 2012
 103 2001
 100 2009
 98 1975
 95 2011

Fewest Third-Quarter Points Allowed, Season

22 1971
 29 1995
 31 1982 (9 games)
 34 1974
 35 1973

Most Third-Quarter Points Allowed, Game

28 at Houston Oct. 24, 1965
 22 at Boston Nov. 18, 1960
 21 Nine times; Last at Baltimore Sept. 13, 2009

Most Fourth-Quarter Points Allowed, Season

139 1961
 130 1983, 2002
 129 2004
 127 1976
 121 1985

Fewest Fourth-Quarter Points Allowed, Season

27 1968
 44 1997
 56 1973
 57 1960, 1962, 1981
 59 1991

Most Fourth-Quarter Points Allowed, Game

24 at New Orleans Sept. 8, 1985
 22 vs. Denver Nov. 1, 1964
 21 12 times; Last at San Diego Nov. 1, 2012

Most Second-Half Points Allowed, Game

38 at Houston Oct. 24, 1965
 37* at Seattle Nov. 27, 1983
 35 vs. San Diego Oct. 20, 1963
 vs. Pittsburgh Nov. 7, 1976
 31 at Miami Sept. 22, 1985
 at Miami Dec. 12, 1994

*Includes three in OT

Fewest Second-Half Points Allowed, Season

67 1968
 89 1982 (9 games)
 91 1973, 1997
 96 1971
 101 1972

Fewest Touchdowns Allowed, Season

18 1968
 19 1969
 21 1971

Most Touchdowns Allowed, Season

53 2004
 51 1976
 49 2008
 48 2009
 47 2012

Most Touchdowns Allowed, Game

7 at Buffalo Oct. 3, 1976
 at Oakland Nov. 5, 2000
 at Denver Nov. 14, 2010
 6 15 times; Last at Detroit Sept. 18, 2011

Most Shutouts, Season

3 1960
 2 1967, 1969

Most Consecutive Shutouts

2 1960 Dec. 4-11, 1960

Most Games Allowed 10 Points or Less, Season

9 1968
 7 1969
 6 1973, 1979, 1990, 1995

Most Consecutive Games Allowed 10 Points or Less

5 1968
 3 1960, 1968, 1995, 1997

Largest Opponent Comeback Victories

Opponent	Deficit	Final	Date
21 vs. Tampa Bay	24-3	27-30 (OT)	Nov. 2, 2008
18 vs. Philadelphia	24-6	31-37	Oct. 2, 2005
vs. San Diego	21-3	21-22	Dec. 14, 2008
17 at Houston	17-0	36-38	Oct. 24, 1965
at Chicago	17-0	27-28	Nov. 13, 1977
vs. L.A. Raiders	17-0	17-24	Oct. 5, 1986
at San Diego	34-17	37-38	Nov. 22, 1998
vs. Oakland	17-0	38-41 (OT)	Jan. 2, 2000

FIRST DOWNS**Fewest First Downs Allowed, Season**

170 1982 (9 games)
 181 1969
 200 1965
 204 1964

Most First Downs Allowed, Season

367 2002
 344 1987, 2008
 336 1985
 335 1984

Fewest First Downs Allowed, Game

5 vs. Oakland Dec. 7, 1997
 6 at Boston Sept. 21, 1969
 vs. Boston Oct. 11, 1970
 at Chicago Dec. 29, 1990
 7 10 times; Last at Washington Oct. 18, 2009

Most First Downs Allowed, Game

35 vs. San Diego Oct. 19, 1986
 34 at Denver Nov. 18, 1974
 at Cleveland Oct. 30, 1977

Fewest Rushing First Downs Allowed, Season

52 1968
 53 1969
 67 1965

Most Rushing First Downs Allowed, Season

169 1977
 162 1988
 149 1975

Fewest Rushing First Downs Allowed, Game

*0 vs. Houston Dec. 4, 1960
 vs. Buffalo Dec. 3, 1967
 at Denver Oct. 3, 1971
 at Oakland Dec. 3, 1995
 vs. Oakland Dec. 7, 1997
 vs. St. Louis Dec. 8, 2002
 vs. N.Y. Jets Sept. 11, 2005
 1 19 times; Last vs. Oakland Dec. 24, 2011
 *NFL RECORD

Most Rushing First Downs Allowed, Game

21 vs. Pittsburgh Nov. 7, 1976
 20 at Oakland Dec. 28, 2002
 19 at Cleveland Oct. 30, 1977

Fewest Passing First Downs Allowed, Season

92 1982 (9 games)
 95 1973
 111 1969, 1970

Most Passing First Downs Allowed, Season

227 2002
 202 2000
 195 2008
 192 1984
 190 2004

Fewest Passing First Downs Allowed, Game

*0 at Houston Oct. 9, 1988
 vs. San Diego Sept. 20, 1998
 2 8 times; Last at Denver Jan. 1, 2012
 *NFL RECORD

Most Passing First Downs Allowed, Game

25 at Denver Nov. 18, 1974
 at Denver Nov. 14, 2010
 22 at Cincinnati Dec. 6, 1987
 vs. Philadelphia Oct. 2, 2005

Fewest Penalty First Downs Allowed, Season

9 1982 (9 games)
 11 1964
 13 1980

Most Penalty First Downs Allowed, Season

*56 1998
 40 2004
 36 1993
 33 1987
 *NFL RECORD

Most Penalty First Downs Allowed, Game

7 2 times; Last N.Y. Jets Dec. 11, 2011
 6 8 times; Last at New Orleans Nov. 14, 2004

**NET YARDS ALLOWED
RUSHING AND PASSING****YARDS ALLOWED****Fewest Yards Allowed, Season**

2,733 1982 (9 games)
 3,163 1969
 3,575 1973
 3,667 1970
 3,749 1965

Most Yards Allowed, Season

6,291 2008
 6,248 2002
 6,211 2009
 6,037 2004
 5,707 2003

Fewest Yards Allowed, Game

89 vs. Seattle Dec. 24, 1995
 91 vs. Houston Oct. 12, 1969
 93 vs. Oakland Dec. 7, 1997
 100 at Boston Sept. 21, 1969
 105 vs. Boston Dec. 14, 1963
 vs. Boston Oct. 11, 1970

Most Yards Allowed, Game

563 vs. Houston Dec. 16, 1990
 542 at N.Y. Jets Oct. 2, 1988 (OT)
 at Tennessee Dec. 13, 2004
 539 at Oakland Nov. 3, 1968
 vs. Oakland Oct. 3, 1977
 534 at Seattle Nov. 24, 2002

PLAYS ALLOWED**Fewest Plays Allowed, Season**

556 1982 (9 games)
 808 1969
 813 1971

Most Plays Allowed, Season

1,159 1984
 1,126 1985
 1,102 1981

Fewest Plays Allowed, Game

39 vs. Houston Oct. 22, 1967
 vs. Oakland Dec. 7, 1997
 40 vs. Cincinnati Oct. 13, 1968
 at Boston Sept. 21, 1969

Most Plays Allowed, Game

97 at N.Y. Jets Oct. 2, 1988 (OT)
 95 vs. San Diego Oct. 19, 1986
 91 vs. Chicago Nov. 8, 1981

RUSHING**ATTEMPTS ALLOWED****Fewest Rushing Attempts Allowed, Season**

279 1982 (9 games)
 316 1969
 343 1967

Most Rushing Attempts Allowed, Season

634 1977
609 1988
601 1978

Fewest Rushing Attempts Allowed, Game

9 at Oakland Dec. 5, 2004
11 at New Orleans Sept. 4, 1994
at Oakland Dec. 3, 1995
12 at N.Y. Jets Nov. 27, 1966
at Seattle Nov. 28, 2010

Most Rushing Attempts Allowed, Game

65 at Buffalo Oct. 29, 1973
62 at Tampa Bay Dec. 16, 1979
61 at Oakland Dec. 8, 1973
vs. Chicago Nov. 8, 1981

YARDS ALLOWED**Fewest Rushing Yards Allowed, Season**

980 1960
1,066 1982 (9 games)
1,091 1969

Fewest Rushing Yards Per Game Allowed, Season

70.0 (980 in 14 games) 1960
77.9 (1,091 in 14 games) 1969
82.9 (1,327 in 16 games) 1995

Most Rushing Yards Allowed, Season

2,971 1977
2,861 1976
2,712 1975

Most Rushing Yards Per Game Allowed, Season

211.8 (2,971 in 14 games) 1977
204.4 (2,861 in 14 games) 1976
193.7 (2,712 in 14 games) 1975

Fewest Rushing Yards Allowed, Game

-27 vs. Houston Dec. 4, 1960
3 at San Diego Nov. 19, 1961
8 at Oakland Dec. 3, 1995

Most Rushing Yards Allowed, Game

351 vs. Cleveland Dec. 20, 2009
332 vs. Tennessee Oct. 19, 2008
330 vs. Pittsburgh Nov. 7, 1976
322 at Cleveland Oct. 30, 1977
300 vs. Oakland Sept. 14, 2008

Fewest Individual 100-Yard Games Allowed, Season

0 1960, 1969, 1971, 1981, 1995

Most Individual 100-Yard Games Allowed, Season

9 2003
8 1976, 1977, 2007

TOUCHDOWNS ALLOWED**Fewest Rushing Touchdowns Allowed, Season**

4 1968
6 1969, 1971
7 1982 (9 games), 1995

Most Rushing Touchdowns Allowed, Season

25 2008
24 1975, 1976
23 1977, 1988

Most Rushing Touchdowns Allowed, Game

5 vs. Pittsburgh Nov. 7, 1976
at Denver Dec. 7, 2003
4 6 times; Last vs Tennessee Oct. 19, 2008

PASSING**ATTEMPTS ALLOWED****Fewest Pass Attempts Allowed, Season**

262 1982 (9 games)
324 1973
325 1975
333 1977

Most Pass Attempts Allowed, Season

616 2002
596 1995
586 1984
581 2010
576 1985

Fewest Pass Attempts Allowed, Game

8 vs. Denver Nov. 13, 2011
9 at N.Y. Jets Nov. 7, 1971
vs. Oakland Dec. 8, 1974
10 vs. L.A. Raiders Sept. 16, 1973
at San Diego Dec. 18, 1988

Most Pass Attempts Allowed, Game

65 vs. San Diego Oct. 19, 1986
61 vs. Seattle Sept. 29, 1985
60 at Oakland Oct. 5, 1980

COMPLETIONS ALLOWED**Fewest Pass Completions Allowed, Season**

155 1982 (9 games)
157 1973
175 1977
186 1972, 1975
195 1970

Most Pass Completions Allowed, Season

403 2002
348 2008
332 1985, 2003
329 1984, 1995
325 2005

Fewest Pass Completions Allowed, Game

1 vs. San Diego Sept. 20, 1998
2 vs. Denver Nov. 13, 2011
3 vs. Houston Oct. 22, 1967
at N.Y. Jets Nov. 7, 1971
vs. Oakland Dec. 8, 1974
4 at San Diego Nov. 2, 1986
at Houston Oct. 9, 1988

Most Pass Completions Allowed, Game

39 at New England Sept. 22, 2002
37 vs. San Diego Dec. 22, 1985
vs. San Diego Oct. 19, 1986
35 vs. Oakland Oct. 27, 2002
34 vs. L.A. Raiders Sept. 12, 1985
vs. San Diego Dec. 14, 2008

YARDS ALLOWED**Fewest Passing Yards Allowed, Season**

1,619 1973
1,667 1982 (9 games)
1,942 1973
2,010 1970

Most Passing Yards Allowed, Season

4,203 2004
4,181 2002
3,777 2010
3,748 2008
3,707 2009

Fewest Passing Yards Allowed, Game

-19 vs. San Diego Sept. 20, 1998
9 vs. N.Y. Jets Nov. 7, 1971
12 vs. Oakland Dec. 8, 1974

Most Passing Yards Allowed, Game

499 vs. Houston Dec. 16, 1990
472 vs. Indianapolis Oct. 31, 2004
469 at Oakland Nov. 3, 1968

Fewest Individual 300-Yard Games Allowed, Season

0 1962, 1970, 1971, 1972, 1973, 1974, 1977,
1978, 1988, 2000

Most Individual 300-Yard Games Allowed, Season

8 2002

TOUCHDOWNS ALLOWED**Fewest Passing Touchdowns Allowed, Season**

10 1969
11 1971, 1973
12 1982 (9 games), 1988

Most Passing Touchdowns Allowed, Season

32 2004
29 2012
27 2002
25 1964, 1976, 1980, 1987, 2000, 2005, 2009
24 1999

Most Passing Touchdowns Allowed, Game

5	vs. Indianapolis	Oct. 31, 2004
	at Denver	Nov. 14, 2010
4	16 times; Last at Detroit	Sept. 18, 2011

SACKS**Most Seasons Leading League**

4 1960, 1965, 1969, 1990

Most Sacks, Season

60.0	1990
54.0	1997
51.0	2000
50.0	1984, 1992

Fewest Sacks, Season

*10.0	2008
15.0	1982 (9 games)
22.0	1976, 2009
23.0	1988

*NFL RECORD

Most Sacks, Game

11.0	vs. Cleveland	Sept. 30, 1984
10.0	vs. Oakland	Sept. 6, 1998
9.0	at Buffalo	Nov. 2, 1969
	vs. Seattle	Nov. 11, 1990

Most Opponents Yards Lost Attempting to Pass, Season

439 1968

Fewest Opponents Yards Lost Attempting to Pass, Season

62	2008
120	1982 (9 games)
137	2009

INTERCEPTIONS BY**Most Consecutive Seasons Leading League**

5 1966-70

Most Passes Intercepted By, Season

37	1968
33	1966
32	1960, 1962, 1969

Fewest Passes Intercepted By, Season

7	2012
11	1987
12	1982 (9 games), 1994

Most Passes Intercepted By, Game

7	at San Diego	Dec. 8, 1968
6	7 times; Last at Oakland	Oct. 23, 2011

Most Consecutive Games, One or More Interceptions By

23	1967-69
18	1966-67
16	1982-83

RETURN YARDS**Most Yards Returning Interceptions, Season**

596	1969
578	1967
567	1986

Fewest Yards Returning Interceptions, Season

119	2012
124	2006
140	1987

Most Yards Returning Interceptions, Game

188	vs. N.Y. Titans	Dec. 17, 1961
142	vs. L.A. Raiders	Oct. 28, 1991
136	vs. Seattle	Dec. 11, 1977

TOUCHDOWNS**Most Touchdowns Returning Interceptions, Season**

6	1992
5	1972, 1974, 1999
4	1960, 1967, 1986, 1997

Most Touchdowns Returning Interceptions, Game

2	vs. N.Y. Titans	Dec. 17, 1961
	at Denver	Oct. 1, 1972
	at Denver	Dec. 19, 1982
	vs. San Diego	Oct. 19, 1986
	vs. Denver	Dec. 27, 1992
	at Baltimore	Oct. 21, 1999
	at Denver	Jan. 3, 2010
	at Oakland	Oct. 23, 2011

Most Touchdowns Returning Interceptions, Both Teams, Game

*4	Kansas City (0) at Seattle (4)	Nov. 4, 1984
3	Kansas City (2) vs. San Diego (1)	Oct. 19, 1986

*NFL RECORD

OPPONENTS INTERCEPTIONS**YARDS GAINED****Most Yards, Interception Returns****Opponents, Season**

688 1984

Most Yards Interception Returns, Opponent, Game

*325 at Seattle Nov. 4, 1984

*NFL RECORD

TOUCHDOWNS**Most Touchdowns Returning Interceptions****Opponents, Season**

7 1984

Most Touchdowns Returning Interceptions**Opponent, Game**

*4 at Seattle Nov. 4, 1984

*NFL RECORD

PUNTING**Most Opponents Punts, Season**

102	1995
98	1999
94	1969

Fewest Opponents Punts, Season

38	1982 (9 games)
50	2008
55	1962

Lowest Opponents Average Distance, Season

37.0	1986, 1990
38.6	1982 (9 games)
38.9	1981

Highest Opponents Average Distance, Season

47.6	2011
46.8	2012
45.7	2005
45.2	2010
45.0	1994

Most Opponents Punts Blocked, Season

6	1990
4	1986
3	1963, 1982
2	1966, 1979, 1980, 1989, 1997, 2001, 2002, 2006

Most Opponents Punts Blocked, Game

3	vs. Denver	Dec. 8, 1963
2	at Seattle	Sept. 30, 1979
2	vs. Cleveland	Sept. 30, 1990

PUNT RETURNS**Fewest Opponents Punt Returns, Season**

22	1982 (9 games)
23	2005
24	2004
26	1962
27	1991, 2002, 2012

Most Opponents Punt Returns, Season

60	1984
55	1974, 1976
54	1983

Most Opponents Punt Returns, Game	9 at Cincinnati	Nov. 24, 1974
Fewest Punt Return Yards Allowed, Season	179	2005
	190	1991
	219	1962
	220	1968
Most Punt Return Yards Allowed, Season	702	1977
	634	1974
	572	1986
Most Punt Return Yards Allowed, Game	170 at San Diego	Sept. 26, 1965
Lowest Punt Return Average Allowed, Season	6.37 (46-293)	1981
	6.43 (49-315)	1979
	6.54 (39-255)	1997
Highest Punt Returns Average Allowed, Season	15.36 (22-338) (9 games)	1982
	14.93 (29-433)	1965
	14.04 (50-702)	1977
Most Punt Returns Touchdowns Allowed, Season	2	1982, 1990, 2004, 2012

KICKOFF RETURNS

Fewest Opponents Kickoff Returns, Season	25	2011
	27	2012
	40	1973
	42	1982 (9 games)
	43	1972
Most Opponents Kickoff Returns, Season	88	2002
	87	2003
	85	2004
	84	1966
Fewest Kickoff Return Yards Allowed, Season	605	2011
	690	2012
	794	1982 (9 games)
	958	1977
Most Kickoff Return Yards Allowed, Season	2,053	2005
	2,045	1966
	2,043	2003
	1,908	2004
	1,880	2002
Most Kickoff Return Yards Allowed, Game	289 at Denver	Sept. 7, 1963
	278 vs. Cleveland	Dec. 20, 2009
Lowest Kickoff Return Average Allowed, Season	17.17 (81-1,391)	1990
	18.00 (71-1,278)	1986
	18.80 (64-1,203)	1992
Highest Kickoff Return Average Allowed, Season	25.78 (40-1,031)	1973
	25.56 (27-690)	2012
	25.37 (54-1,370)	1974
Most Kickoff Return Touchdowns Allowed, Season	2	1988
		1989
		2009

BLOCKED FIELD GOALS

Most Blocked Field Goals, Season	6	1960
	5	1966
	4	1962, 1965, 1973
	3	1963, 1967, 1996
	2	1982 (9 games), 1986, 1992, 1993, 2003
Most Blocked Field Goals, Game	3 at San Diego	Oct. 15, 1967
	2 vs. Buffalo	Dec. 18, 1960
	at Oakland	Nov. 3, 1963
	at Oakland	Sept. 18, 1966
	at San Diego	Oct. 15, 1967
	at Green Bay	Oct. 4, 1973
	at San Diego	Oct. 17, 1993
	at San Diego	Nov. 30, 2003

FUMBLES

Fewest Opponents Fumbles, Season	16	1971
	18	1984, 2011
	19	2000, 2012
Fewest Opponents Fumbles Recovered, Season	6	2011, 2012
	7	1971
	8	1966, 2004, 2007
	9	2010
	10	1982 (9 games), 1996
Most Opponents Fumbles, Season	42	1981
	40	1975
	39	1977
Most Opponents Fumbles Recovered, Season	26	1994
	25	1990
	23	1977

TURNOVERS

Fewest Opponents Turnovers, Season	13	2012
	21	2004
	22	1982 (9 games), 2007
	23	2010
	26	2001, 2011
Most Opponents Turnovers, Season	51	1983
	49	1962, 1968, 1986
Most Opponents Turnovers, Game	9 vs. Houston	Oct. 28, 1962
	vs. Houston	Oct. 12, 1969
	vs. St. Louis	Oct. 2, 1983
Best Turnover Ratio, Season	+26 (45 takes/27 gives)	1990
	+22 (49 takes/27 gives)	1968
	+21 (45 takes/21 gives)	1999
	+18 (49 takes/31 gives)	1962
	(39 takes/21 gives)	1992
Worst Turnover Ratio, Season	-24 (13 takes/37 gives)	2012
	-13 (28 takes/41 gives)	1987
	-11 (22 takes/33 gives)	2007
	-8 (33 takes/41 gives)	1965
	-8 (33 takes/41 gives)	1989

OPPONENT SINGLE GAME INDIVIDUAL RECORDS

Pass Attempts (All 50+)

58	Mark Hermann, San Diego	Dec. 22, 1985
56	Kyle Orton, Denver	Jan. 3, 2010
55	Rich Gannon, Oakland	Oct. 27, 2002
54	Steve DeBerg, Tampa Bay	Oct. 28, 1984
	Tom Brady, New England	Sept. 22, 2002
52	Jim Plunkett, Oakland	Oct. 5, 1980

Pass Completions (All 30+)

39	Tom Brady, New England	Sept. 22, 2002
37	Mark Hermann, San Diego	Dec. 22, 1985
34	Jim Plunkett, Oakland	Sept. 12, 1985
	Philip Rivers, San Diego	Dec. 14, 2008
33	Drew Bledsoe, New England	Dec. 4, 2000
	Donovan McNabb, Philadelphia	Oct. 2, 2005
32	Jay Cutler, Denver	Dec. 7, 2008
	Ben Roethlisberger, Pittsburgh	Nov. 22, 2009
	Kyle Orton, Denver	Jan. 3, 2010
31	Jim Zorn, Seattle	Sept. 27, 1981
	Rich Gannon, Oakland	Sept. 9, 2001
	Marc Bulger, St. Louis	Nov. 5, 2006
	Jeff Garcia, Tampa Bay	Nov. 2, 2008

Passing Yards (All 400+)

527	Warren Moon, Houston	Dec. 16, 1990
472	Peyton Manning, Indianapolis	Oct. 31, 2004
445	Charley Johnson, Denver	Nov. 18, 1974
431	Kyle Orton, Denver	Jan. 3, 2010
426	Billy Volek, Tennessee	Dec. 13, 2004
413	Pete Beathard, Houston	Sept. 9, 1968
410	Tom Brady, New England	Sept. 22, 2002
400	John Elway, Denver	Dec. 6, 1998

Touchdown Passes

5	George Blanda, Houston	Oct. 24, 1965
	Peyton Manning, Indianapolis	Oct. 31, 2004

Interceptions Thrown

6	John Hadl, San Diego	Dec. 8, 1968
5	George Blanda, Houston	Oct. 28, 1962
	John Hadl, San Diego	Dec. 16, 1962
	Babe Parilli, Boston	Dec. 14, 1963
	George Blanda, Houston	Oct. 4, 1964
	Pete Beathard, Houston	Oct. 12, 1969
	Marty Domres, San Diego	Nov. 9, 1969
	Alan Pastrana, Denver	Dec. 6, 1970
	James Harris, San Diego	Nov. 26, 1978
	Jim Plunkett, Oakland	Oct. 5, 1980
	Jim Zorn, Seattle	Nov. 9, 1980
	Dave Krieg, Seattle	Dec. 9, 1984
	John Elway, Denver	Dec. 14, 1985

Long Pass (All 80+)

90	N. Johnson to R. Upchurch, Denver	Sept. 21, 1975
89	J. Kemp to E. Dubenion, Buffalo	Oct. 13, 1963
87	S. McNair to M. Clayton, Baltimore	Dec. 10, 2006
	M. Hasselbeck to B. Obomanu, SEA	Nov. 28, 2010
82	J. Lee to A. Denson, Denver	Nov. 1, 1964
	D. Lamonica to F. Biletnikoff, Oakland	Nov. 3, 1968
	B. Griese to S. Sharpe, Denver	Oct. 20, 2002
	J. Lee to B. Groman	Oct. 22, 1961
80	S. Wyche to B. Trumpy	Sept. 28, 1969

Pass Receptions

16	Troy Brown, New England	Sept. 22, 2002
14	Kellen Winslow, San Diego	Dec. 11, 1983
	Jabar Gaffney, Denver	Jan. 3, 2010
13	Joe Washington, Baltimore	Sept. 2, 1979
	Terrance Mathis, Atlanta	Sept. 18, 1994
	Tim Brown, Oakland	Oct. 27, 2002
	Steven Jackson, St. Louis	Nov. 5, 2006

Receiving Yards (All 200+)

250	Miles Austin, Dallas	Oct. 11, 2009
245	Haywood Jeffires, Houston	Dec. 16, 1990
233	Drew Bennett, Tennessee	Dec. 13, 2004
232	Lance Alworth, San Diego	Oct. 20, 1963
214	Shannon Sharpe, Denver	Oct. 20, 2002
213	Jabar Gaffney, Denver	Jan. 3, 2010
203	Don Maynard, N.Y. Jets	Sept. 15, 1968

Touchdown Receptions

3	Bob Chandler, Buffalo	Oct. 3, 1976
	Kellen Winslow, San Diego	Dec. 11, 1983
	Shannon Sharpe, Denver	Dec. 12, 1993
	Drew Bennett, Tennessee	Dec. 13, 2004
	Antonio Gates, San Diego	Oct. 30, 2005

Rushing Attempts

39	O. J. Simpson, Buffalo	Oct. 29, 1973
	Ricky Bell, Tampa Bay	Dec. 16, 1979
	Marion Butts, San Diego	Dec. 17, 1989

Rushing Yards (All 200+)

286	Jerome Harrison, Cleveland	Dec. 20, 2009
220	Tiki Barber, N.Y. Giants	Dec. 17, 2005
218	Clinton Portis, Denver	Dec. 7, 2003
217	Gary Anderson, San Diego	Dec. 18, 1988
214	Greg Pruitt, Cleveland	Dec. 14, 1975
207	Curt Warner, Seattle	Nov. 27, 1983 (OT)

Rushing Touchdowns

5	Clinton Portis, Denver	Dec. 7, 2003
3	Jon Keyworth, Denver	Nov. 18, 1974
	Greg Pruitt, Cleveland	Dec. 14, 1975
	Pete Banaszak, Oakland	Dec. 21, 1975
	Walter Payton, Chicago	Nov. 13, 1977
	Curt Warner, Seattle	Nov. 27, 1983 (OT)
	Marcus Allen, L.A. Raiders	Nov. 25, 1990
	Rodney Hampton, N.Y. Giants	Dec. 19, 1992
	Terrell Davis, Denver	Dec. 6, 1998
	Curtis Martin, N.Y. Jets	Nov. 11, 2001
	Clinton Portis, Denver	Dec. 15, 2002
	Onterio Smith, Minnesota	Dec. 20, 2003
	Michael Pittman, Tampa Bay	Nov. 7, 2004
	Michael Turner, Atlanta	Sept. 21, 2008
	LenDale White, Tennessee	Oct. 19, 2008
	Jerome Harrison, Cleveland	Dec. 20, 2009

Long Run (All 80+)

87	Paul Lowe, San Diego	Sept. 10, 1961
85	LaDainian Tomlinson, San Diego	Dec. 17, 2006
80	LenDale White, Tennessee	Oct. 19, 2008

Total Touchdowns

5	Clinton Portis, Denver	Dec. 7, 2003
4	Clinton Portis, Denver	Dec. 15, 2002

Interceptions Made

4	Deltha O'Neal, Denver	Oct. 7, 2001
3	David Fulcher, Cincinnati	Oct. 1, 1989

Long Interception Return (All 100+)

102	Marcus Coleman, Houston	Sept. 26, 2004
101	Tony Greene, Buffalo	Oct. 3, 1976
100	Speedy Duncan, San Diego	Oct. 15, 1967

Long Punt Return

95	Johnny Bailey, Chicago	Dec. 29, 1990
----	------------------------	---------------

Long Kickoff Return (All 100+)

103	Joshua Cribbs, Cleveland	Dec. 20, 2009
100	Nemiah Wilson, Denver	Oct. 8, 1966
	Joshua Cribbs, Cleveland	Dec. 20, 2009

Long Punt (All 80+)

83	Chris Norman, Denver	Sept. 23, 1984
82	Paul Maguire, San Diego	Nov. 5, 1961

Long Field Goal (All 55+)

57	Sebastian Janikowski, Oakland	Dec. 16, 2012
56	Sebastian Janikowski, Oakland	Sept. 14, 2008
	Matt Prater, Denver	Sept. 28, 2008
55	John Kasay, Seattle	Jan. 2, 1994
	Kris Brown, Pittsburgh	Oct. 14, 2001
	Sebastian Janikowski, Oakland	Nov. 25, 2007
	Nate Kaeding, San Diego	Nov. 29, 2009

Times Sacked (All 10.0+)

11.0	Paul McDonald, Cleveland	Sept. 30, 1984
10.0	Jeff George, Oakland	Sept. 6, 1998

Touchdowns On Interception Returns

2	Dave Brown, Seattle	Nov. 4, 1984
---	---------------------	--------------

Fumbles

6	Dave Krieg, Seattle	Nov. 5, 1989
---	---------------------	--------------

ALL-TIME POSTSEASON RECORDS



INDIVIDUAL

SERVICE

Most Games Played, Career

10	John Alt	1984-96
	Tim Grunhard	1990-00
	Dave Szott	1990-00
	Derrick Thomas	1989-99
9	Dan Saleaumua	1989-96
	Tracy Simien	1991-97
	Neil Smith	1988-96
8	Len Dawson	1962-75
	Jonathan Hayes	1985-93
	Nick Lowery	1980-93
	Johnny Robinson	1960-71
	Kevin Ross	1984-93, '97
	Jim Tyrer	1961-73
	Jerrel Wilson	1963-77
	Will Shields	1993-06

SCORING

POINTS

Most Points, Career

37	Nick Lowery (8 games - 8 FGs, 13 PATs)	1980-93
35	Jan Stenerud (5 games - 9 FGs, 8 PATs)	1967-79
18	Mike Garrett (6 games - 3 TDs)	1966-70
	Marcus Allen (6 games - 3 TDs)	1993-97

Most Points, Game

12	Abner Haynes vs. Houston	Dec. 23, 1962
	Mike Garrett at Buffalo	Jan. 1, 1967
	Ed Podolak vs. Miami	Dec. 25, 1971
	Dante Hall vs. Indianapolis	Jan. 11, 2004
	Priest Holmes vs. Indianapolis	Jan. 11, 2004
11	Jan Stenerud vs. Minnesota	Jan. 11, 1970

TOUCHDOWNS

Most Touchdowns, Career

3	Marcus Allen (6 games)	1993-97
	Mike Garrett (6 games)	1966-70

Most Touchdowns, Game

2	Abner Haynes vs. Houston	Dec. 23, 1962
	Mike Garrett at Buffalo	Jan. 1, 1967
	Ed Podolak vs. Miami	Dec. 25, 1971
	Dante Hall vs. Indianapolis	Jan. 11, 2004
	Priest Holmes vs. Indianapolis	Jan. 11, 2004

POINTS AFTER TOUCHDOWN

Most Points After Touchdown, Career

13	Nick Lowery (8 games - 14 Att.)	1980-93
8	Jan Stenerud (5 games - 8 Att.)	1967-79
5	Mike Mercer (2 games - 5 Att.)	1966

Most Points After Touchdown, Game

4	Mike Mercer at Buffalo (4 Att.)	Jan. 1, 1967
	Nick Lowery at Houston (4 Att.)	Jan. 16, 1994
	Morten Andersen vs. IND (4 Att.)	Jan. 11, 2004

Most Points After Touchdown, No Misses, Career

8	Jan Stenerud (5 games)	
---	------------------------	--

FIELD GOALS

Most Field Goals Attempted, Career

17	Jan Stenerud (5 games - 17 Att.)	1967-79
12	Nick Lowery (8 games - 12 Att.)	1980-93

Most Field Goals Attempted, Game

5	Jan Stenerud vs. N.Y. Jets	Dec. 20, 1969
4	Nick Lowery vs. Miami	Jan. 5, 1991

Most Field Goals, Career

9	Jan Stenerud (5 games - 17 Att.)	1967-79
8	Nick Lowery (8 games - 12 Att.)	1980-93

Most Field Goals, Game

3	Jan Stenerud vs. Minnesota	Jan. 11, 1970
	Nick Lowery at Miami	Jan. 5, 1991

Longest Field Goal

48	Jan Stenerud vs. Minnesota	Jan. 11, 1970
38	Nick Lowery at Miami	Jan. 5, 1991
32	Mike Mercer at Buffalo	Jan. 1, 1967
	Jan Stenerud vs. Minnesota	Jan. 11, 1970
	Nick Lowery vs. Pittsburgh	Jan. 8, 1994

RUSHING

ATTEMPTS

Most Rushing Attempts, Career

100	Marcus Allen (6 games)	1993-97
61	Mike Garrett (6 games)	1966-70
59	Barry Word (4 games)	1990-92
51	Wendell Hayes (5 games)	1968-74
41	Curtis McClinton (3 games)	1962-69

Most Rushing Attempts, Game

33	Barry Word vs. L.A. Raiders	Dec. 28, 1991
24	Curtis McClinton vs. Houston	Dec. 23, 1962
	Priest Holmes vs. Indianapolis	Jan. 11, 2004
22	Wendell Hayes vs. Miami	Dec. 25, 1971
21	Marcus Allen vs. Pittsburgh	Jan. 8, 1994
	Marcus Allen vs. Indianapolis	Jan. 7, 1996

YARDS GAINED

Most Rushing Yards Gained, Career

386	Marcus Allen (6 games)	1993-97
208	Wendell Hayes (5 games)	1968-74
197	Barry Word (4 games)	1990-92
186	Mike Garrett (6 games)	1966-70
176	Priest Holmes (1 game)	2001-07

Most Rushing Yards Gained, Game

176	Priest Holmes vs. Indianapolis	Jan. 11, 2004
130	Barry Word vs. L.A. Raiders	Dec. 28, 1991
100	Wendell Hayes vs. Miami	Dec. 25, 1971
94	Marcus Allen vs. Indianapolis	Jan. 7, 1996
85	Ed Podolak vs. Miami	Dec. 25, 1971

Most Games, 100 or More Rushing Yards, Career

1	Wendell Hayes (5 games)	1968-74
	Barry Word (3 games)	1990-92
	Priest Holmes (1 game)	2001-07

Longest Run From Scrimmage

48	Priest Holmes vs. Indianapolis	Jan. 11, 2004
41	Jamaal Charles vs. Baltimore	Jan. 9, 2011
33	Jack Spikes vs. Houston	Dec. 23, 1962
32	Ed Podolak vs. Miami	Dec. 25, 1971
26	Christian Okoye at Miami	Jan. 5, 1991

TOUCHDOWNS

Most Rushing Touchdowns, Career

3	Marcus Allen (6 games)	1993-97
	Mike Garrett (6 games)	1966-70

Most Rushing Touchdowns, Game

2	Mike Garrett at Buffalo	Jan. 1, 1967
	Priest Holmes vs. Indianapolis	Jan. 11, 2004

PASSING

ATTEMPTS

Most Passes Attempted, Career

188	Len Dawson (8 games)	1962-75
141	Joe Montana (4 games)	1993-94
64	Dave Krieg (4 games)	1992-93
54	Trent Green (2 games)	2001-06
53	Steve DeBerg (3 games)	1988-91

Most Passes Attempted, Game

43	Joe Montana vs. Pittsburgh	Jan. 8, 1994
38	Joe Montana at Houston	Jan. 16, 1994
37	Joe Montana at Miami	Dec. 31, 1994
	Elvis Grbac vs. Denver	Jan. 4, 1998
36	Len Dawson at Oakland	Dec. 22, 1968

COMPLETIONS

Most Passes Completed, Career		
107 Len Dawson (8 games)		1962-75
85 Joe Montana (4 games)		1993-94
33 Dave Krieg (4 games)		1992-93
32 Trent Green (2 games)		2001-06
31 Steve DeBerg (3 games)		1988-91
Most Passes Completed, Game		
28 Joe Montana vs. Pittsburgh	Jan. 8, 1994	
26 Joe Montana at Miami	Dec. 31, 1994	
24 Elvis Grbac vs. Denver	Jan. 4, 1998	
22 Joe Montana at Houston	Jan. 16, 1994	
18 Len Dawson vs. Miami	Dec. 25, 1971	
Trent Green vs. Indianapolis	Jan. 11, 2004	

COMPLETION PERCENTAGE

Highest Completion Percentage, Career (100 attempts)		
60.3 Joe Montana (4 games: 141-85)		1993-94
56.9 Len Dawson (8 games: 188-107)		1962-75

Highest Completion Percentage, Game (15 completions)		
70.3 Joe Montana at Miami (37-26)	Dec. 31, 1994	
69.2 Len Dawson vs. Miami (26-18)	Dec. 25, 1971	

YARDS GAINED

Most Passing Yards, Career		
1,503 Len Dawson (8 games)		1962-75
1,014 Joe Montana (4 games)		1993-94
454 Dave Krieg (4 games)		1992-93

Most Passing Yards, Game		
314 Joe Montana at Miami	Dec. 31, 1994	
299 Joe Montana at Houston	Jan. 16, 1994	
276 Joe Montana vs. Pittsburgh	Jan. 4, 1994	

Longest Pass Completion		
63 Len Dawson vs. Miami (to Elmo Wright)	Dec. 25, 1971	
61 Len Dawson at N.Y. Jets (to Otis Taylor)	Dec. 20, 1969	
57 Joe Montana (to Kimble Anders) at Miami	Dec. 31, 1994	

TOUCHDOWNS

Most Touchdown Passes, Career		
7 Len Dawson (8 games)		1962-75
6 Joe Montana (4 games)		1993-94
2 Steve DeBerg (3 games)		1988-91
Dave Krieg (4 games)		1992-93
Trent Green (2 games)		2001-06

Most Touchdown Passes, Game		
3 Joe Montana at Houston	Jan. 16, 1994	
2 Len Dawson at Buffalo	Jan. 1, 1967	
Joe Montana at Miami	Dec. 31, 1994	

HAD INTERCEPTED

Most Passes Had Intercepted, Career		
8 Len Dawson (8 games)		1962-75
4 Mark Vlasic (1 game)		1991-92

Most Passes Had Intercepted, Game		
4 Len Dawson at Oakland	Dec. 22, 1968	
Mark Vlasic at Buffalo	Jan. 5, 1992	

PASS RECEIVING

PASS RECEPTIONS

Most Pass Receptions, Career		
27 Otis Taylor (7 games)		1965-75
J.J. Birden (8 games)		1990-94
21 Keith Cash (6 games)		1992-96
19 Kimble Anders (7 games)		1991-00
16 Willie Davis (5 games)		1991-95

Most Pass Receptions, Game		
8 Ed Podolak vs. Miami	Dec. 25, 1971	
Stephone Paige at Miami	Jan. 5, 1991	
Andre Rison vs. Denver	Jan. 4, 1998	
7 Keith Cash vs. Pittsburgh	Jan. 8, 1994	
Kimble Anders vs. Indianapolis	Jan. 7, 1996	

YARDS GAINED

Most Receiving Yards, Career		
481 Otis Taylor (7 games)		1965-75
363 J.J. Birden (8 games)		1990-94
266 Keith Cash (6 games)		1992-96
239 Willie Davis (5 games)		1991-95
188 Kimble Anders (7 games)		1991-00

Most Receiving Yards, Game (All 100+)		
142 Stephone Paige at Miami	Jan. 5, 1991	
117 Otis Taylor at Oakland	Dec. 22, 1968	
110 Ed Podolak vs. Miami	Dec. 25, 1971	
Andre Rison vs. Denver	Jan. 4, 1998	
104 Elmo Wright vs. Miami	Dec. 25, 1971	
103 Kimble Anders at Miami	Dec. 31, 1994	

Most Games, 100 or More Receiving Yards, Career		
1 By six players		

Longest Pass Reception		
63 Elmo Wright vs. Miami (from Len Dawson)	Dec. 25, 1971	
61 Otis Taylor at N.Y. Jets (from Len Dawson)	Dec. 20, 1969	
57 Kimble Anders at Miami (from Joe Montana)	Dec. 31, 1994	

TOUCHDOWNS

Most Receiving Touchdowns, Career		
2 Otis Taylor (7 games)		1965-75
Fred Jones (3 games)		1990-93
J.J. Birden (8 games)		1990-94
Tony Gonzalez (3 games)		1997-08

Most Receiving Touchdowns, Game		
1 Numerous times		

COMBINED NET YARDS

(Rushing, receiving, interception returns, punt returns, kickoff returns and fumble returns)

ATTEMPTS

Most Attempts, Career		
147 Marcus Allen (6 games)		1993-97
88 Mike Garrett (6 games)		1966-70
63 Wendell Hayes (5 games)		1968-74

Most Attempts, Game		
34 Barry Word vs. L.A. Raiders	Dec. 28, 1991	
30 Ed Podolak vs. Miami	Dec. 25, 1971	
29 Priest Holmes vs. Indianapolis	Jan. 11, 2004	

YARDS GAINED

Most Net Yards, Career		
541 Marcus Allen (6 games)		1993-97
481 Otis Taylor (7 games)		1965-75
363 J.J. Birden (8 games)		1990-94
350 Ed Podolak (4 games)		1969-77

Most Net Yards, Game		
*350 Ed Podolak vs. Miami	Dec. 25, 1971	
227 Dante Hall vs. Indianapolis	Jan. 11, 2004	
208 Priest Holmes vs. Indianapolis	Jan. 11, 2004	
142 Stephone Paige at Miami	Jan. 5, 1991	

*NFL RECORD

PUNTING

PUNTS

Most Punts, Career		
45 Jerrel Wilson (8 games)	1963-77	
38 Bryan Barker (7 games)	1990-93	
11 Louie Aguiar (3 games)	1994-98	
Most Punts, Game		
8 Jerrel Wilson at Oakland	Jan. 4, 1970	
Bryan Barker at San Diego	Jan. 2, 1993	
Longest Punt		
66 Dustin Colquitt at Indianapolis	Jan. 6, 2007	
62 Louie Aguiar vs. Denver	Jan. 4, 1998	
61 Jerrel Wilson vs. Green Bay	Jan. 15, 1967	
59 Jerrel Wilson vs. Minnesota	Jan. 11, 1970	
56 Jerrel Wilson at Oakland	Jan. 4, 1970	

AVERAGE YARDAGE

Highest Punting Average, Career (20 punts)		
44.6 Jerrel Wilson (8 games: 2,005-45)	1963-77	
42.4 Bryan Barker (7 games: 1,613-38)	1990-93	
Highest Punting Average, Game (4 punts)		
52.3 Dustin Colquitt at IND (314-6)	Jan. 6, 2007	
50.3 Jerrel Wilson at Oakland (302-6)	Dec. 22, 1968	
46.4 Louie Aguiar vs. Denver (232-5)	Jan. 4, 1998	

PUNT RETURNS

PUNT RETURNS

Most Punt Returns, Career		
10 Mike Garrett (6 games)	1966-70	
7 Danan Hughes (6 games)	1993-98	
Most Punt Returns, Game		
4 Mike Garrett vs. Oakland	Jan. 4, 1970	
Tamarick Vanover vs. Indianapolis	Jan. 7, 1996	

YARDS GAINED

Most Punt Return Yards, Career		
84 Danan Hughes (6 games)	1993-98	
63 Mike Garrett (6 games)	1966-70	
44 Tamarick Vanover (2 games)	1995-99	
Most Punt Return Yards, Game		
42 Danan Hughes at Houston	Jan. 16, 1994	
34 Tamarick Vanover vs. Indianapolis	Jan. 7, 1996	
31 Danan Hughes vs. Pittsburgh	Jan. 8, 1994	
Longest Punt Return		
35 Danan Hughes at Houston	Jan. 16, 1994	
27 Mike Garrett at Buffalo	Jan. 1, 1967	
15 Danan Hughes vs. Pittsburgh	Jan. 8, 1994	

AVERAGE YARDAGE

Highest Punt Return Average, Career (10 returns)		
6.3 Mike Garrett (6 games: 11-73)	1966-70	
Highest Punt Return Average, Game (3 returns)		
14.0 Danan Hughes at Houston (3-42)	Jan. 16, 1994	
10.3 Danan Hughes vs. Pittsburgh (3-31)	Jan. 8, 1994	

TOUCHDOWNS

Most Touchdowns	
0	

KICKOFF RETURNS

KICKOFF RETURNS

Most Kickoff Returns, Career		
10 John Stephens (3 games)	1993	
Dante Hall (2 games)	2000-06	
5 Bert Coan (2 games)	1963-68	
Noland Smith (1 game)	1967-69	
Tamarick Vanover (2 games)	1995-99	
Most Kickoff Returns, Game		
7 Dante Hall vs. Indianapolis	Jan. 11, 2004	
5 Noland Smith vs. Oakland	Dec. 22, 1968	
John Stephens at Buffalo	Jan. 23, 1994	

YARDS GAINED

Most Kickoff Return Yards, Career

266 Dante Hall (2 games)	2000-06
194 John Stephens (3 games)	1993
154 Ed Podolak (1 game)	1969-77

Most Kickoff Return Yards, Game

208 Dante Hall vs. Indianapolis	Jan. 11, 2004
154 Ed Podolak vs. Miami	Dec. 25, 1971
89 John Stephens vs. Buffalo	Jan. 23, 1994
83 Dexter McCluster vs. Baltimore	Jan. 9, 2011

Longest Kickoff Return

92 (TD) Dante Hall vs. Indianapolis	Jan. 11, 2004
78 Ed Podolak vs. Miami	Dec. 25, 1971
46 Dante Hall vs. Indianapolis	Jan. 11, 2004
36 Dexter McCluster vs. Baltimore	Jan. 9, 2011
35 Bert Coan at Buffalo	Jan. 1, 1967

AVERAGE YARDAGE

Highest Kickoff Return Average, Career (10 returns)		
26.6 Dante Hall (2 games: 10-266)	2000-06	
19.9 John Stephens (3 games: 10-199)	1993	
Highest Kickoff Return Average, Game (3 returns)		
51.3 Ed Podolak vs. Miami (3-154)	Dec. 25, 1971	
29.7 Dante Hall vs. Indianapolis (7-208)	Jan. 11, 2004	
24.0 John Stephens vs. Pittsburgh (3-72)	Jan. 8, 1994	
23.0 Tamarick Vanover vs. Denver (3-69)	Jan. 4, 1998	

TOUCHDOWNS

Most Kickoff Return Touchdowns, Career

1 Dante Hall (2 games)	2000-06
------------------------	---------

INTERCEPTIONS BY

Most Interceptions, Career

5 Emmitt Thomas (7 games)	1966-78
4 Johnny Robinson (8 games)	1960-71
3 Jim Marsalis (4 games)	1969-75
Deron Cherry (4 games)	1981-91

Most Interceptions, Game

2 Johnny Robinson vs. Houston	Dec. 23, 1962
Jim Marsalis at N.Y. Jets	Dec. 20, 1969
Emmitt Thomas at Oakland	Jan. 4, 1970
Deron Cherry vs. L.A. Raiders	Dec. 28, 1991
Ty Law at Indianapolis	Jan. 6, 2007

Most Consecutive Games, Interceptions

3 Emmitt Thomas	1969
-----------------	------

YARDS GAINED

Most Interception Return Yards, Career

131 Johnny Robinson (8 games)	1960-71
101 Emmitt Thomas (7 games)	1966-78
65 Jim Marsalis (4 games)	1969-75

Most Interception Return Yards, Game

72 Johnny Robinson at Buffalo	Jan. 1, 1967
69 Emmitt Thomas vs. Oakland	Jan. 4, 1970
50 Johnny Robinson vs. Houston	Dec. 23, 1962

Longest Interception Return

72 Johnny Robinson at Buffalo	Jan. 1, 1967
62 Emmitt Thomas at Oakland	Jan. 4, 1970
43 Ty Law at Indianapolis	Jan. 6, 2007
37 Johnny Robinson vs. Houston	Dec. 23, 1962

TOUCHDOWNS

Most TDs, Career

0

Most TDs, Game

0

SACKS

Most Sacks, Career

7.5 Derrick Thomas (10 games)	1989-99
6.5 Neil Smith (9 games)	1988-96
5.0 Aaron Brown (6 games)	1966-72

Most Sacks, Game

3.0 Aaron Brown at Oakland	Jan. 4, 1970
2.0 Six times; By six players	
Last; Tamba Hali vs. Baltimore	Jan. 9, 2011

TEAM

SCORING

Most Points, Game

31	at Buffalo	Jan. 1, 1967
	vs. Indianapolis	Jan. 11, 2004
28	at Houston	Jan. 16, 1994
27	vs. Pittsburgh	Jan. 8, 1994

Most Touchdowns, Game

4	at Buffalo	Jan. 1, 1967
	at Houston	Jan. 16, 1994
	vs. Indianapolis	Jan. 11, 2004
3	Twice; Last vs. Pittsburgh	Jan. 8, 1994

FIRST DOWNS

Most First Downs, Game

28	vs. Pittsburgh	Jan. 8, 1994
24	at Miami	Dec. 31, 1994
	vs. Indianapolis	Jan. 11, 2004
23	vs. Miami	Dec. 25, 1971

Fewest First Downs, Game

7	at Indianapolis	Jan. 6, 2007
8	vs. Baltimore	Jan. 9, 2011
13	at Oakland	Dec. 22, 1968
	at Oakland	Jan. 4, 1970
14	Four times; Last at Buffalo	Jan. 5, 1992

NET RUSHING YARDS & PASSING

Most Net Yards, Game

451	vs. Miami	Dec. 25, 1971
414	at Miami	Dec. 31, 1994
408	vs. Indianapolis	Jan. 11, 2004
401	vs. Pittsburgh	Jan. 8, 1994

Fewest Net Yards, Game

126	at Indianapolis	Jan. 6, 2007
161	vs. Baltimore	Jan. 9, 2011
204	vs. L.A. Raiders	Dec. 28, 1991
207	at Oakland	Jan. 4, 1970
213	at Buffalo	Jan. 5, 1992

RUSHING

ATTEMPTS

Most Rushing Attempts, Game

54	vs. Houston	Dec. 23, 1962
44	vs. Miami	Dec. 25, 1971
41	vs. Minnesota	Jan. 11, 1970

Fewest Rushing Attempts, Game

17	at Indianapolis	Jan. 6, 2007
18	at Houston	Jan. 16, 1994
19	vs. Green Bay	Jan. 15, 1967
	at San Diego	Jan. 2, 1993
	vs. Baltimore	Jan. 9, 2011

YARDS

Most Rushing Yards, Game

213	vs. Miami	Dec. 25, 1971
199	vs. Houston	Dec. 23, 1962
196	vs. Indianapolis	Jan. 11, 2004
151	vs. Minnesota	Jan. 11, 1970

Fewest Rushing Yards, Game

44	at Indianapolis	Jan. 6, 2007
52	at Buffalo	Jan. 23, 1994
61	at San Diego	Jan. 2, 1993
67	at N.Y. Jets	Dec. 28, 1968
70	at Oakland	Dec. 22, 1968

TOUCHDOWNS

Most Rushing Touchdowns, Game

2	at Buffalo	Jan. 1, 1967
	at Oakland	Jan. 4, 1970
	vs. Indianapolis	Jan. 11, 2004

PASSING

ATTEMPTS

Most Passing Attempts, Game

52	at Buffalo	Jan. 23, 1994
44	vs. Pittsburgh	Jan. 8, 1994
37	at Miami	Dec. 31, 1994
	vs. Denver	Jan. 4, 1998

Fewest Passing Attempts, Game

14	vs. Houston	Dec. 23, 1962
	vs. L.A. Raiders	Dec. 28, 1991
17	at Oakland	Jan. 4, 1970
	vs. Minnesota	Jan. 11, 1970

COMPLETIONS

Most Completions, Game

29	vs. Pittsburgh	Jan. 8, 1994
26	at Miami	Dec. 31, 1994
25	at Buffalo	Jan. 23, 1994

Fewest Completions, Game

7	at Oakland	Jan. 4, 1970
9	vs. Houston	Dec. 23, 1962
	vs. L.A. Raiders	Dec. 28, 1991
	vs. Baltimore	Jan. 9, 2011

YARDS

Most Passing Yards, Game

314	at Miami	Dec. 31, 1994
286	at Buffalo	Jan. 23, 1994
283	at Houston	Jan. 16, 1994

Fewest Passing Yards, Game

38	vs. Houston	Dec. 23, 1962
70	vs. Baltimore	Jan. 9, 2011
73	vs. L.A. Raiders	Dec. 28, 1991
82	at Indianapolis	Jan. 6, 2007

TIMES SACKED

Most Times Sacked, Game

7.0	at Buffalo	Jan. 1, 1967
	at San Diego	Jan. 2, 1993
6.0	vs. Houston	Dec. 23, 1962
	vs. Green Bay	Jan. 15, 1967

TOUCHDOWNS

Most Passing Touchdowns, Game

3	at Houston	Jan. 16, 1994
2	Three times; Last at Miami	Dec. 31, 1994

INTERCEPTIONS THROWN

Most Interceptions Thrown, Game

4	at Oakland	Dec. 22, 1968
	at Buffalo	Jan. 5, 1992
3	vs. Indianapolis	Jan. 7, 1996
	vs. Baltimore	Jan. 9, 2011

INTERCEPTIONS BY

Most Interceptions By, Game

5	vs. Houston	Dec. 23, 1962
4	at Oakland	Jan. 4, 1970
	vs. L.A. Raiders	Dec. 28, 1991

PENALTIES

Most Penalties, Game

10	at Buffalo	Jan. 5, 1992
7	Three times; Last vs. Denver	Jan. 4, 1998

Fewest Penalties, Game

1	at N.Y. Jets	Dec. 28, 1986
2	at Indianapolis	Jan. 6, 2007
3	Twice; Last vs. Indianapolis	Jan. 7, 1996

YARDS PENALIZED

Most Yards Penalized, Game	
65 vs. Denver	Jan. 4, 1998
63 at N.Y. Jets	Dec. 20, 1969
62 at San Diego	Jan. 2, 1993
Fewest Yards Penalized, Game	
5 at N.Y. Jets	Dec. 28, 1986
13 at Indianapolis	Jan. 6, 2007
15 at Miami	Dec. 31, 1994
20 vs. L.A. Raiders	Dec. 28, 1991

FUMBLES

Most Fumbles, Game	
5 at Oakland	Jan. 4, 1970
3 vs. Miami	Dec. 25, 1971

SCORING

Fewest Points Allowed, Game	
6 at N.Y. Jets	Dec. 20, 1969
vs. L.A. Raiders	Dec. 28, 1991
Most Points Allowed, Game	
41 at Oakland	Dec. 22, 1968
38 vs. Indianapolis	Jan. 11, 2004
37 at Buffalo	Jan. 5, 1992
35 vs. Green Bay	Jan. 15, 1967
at N.Y. Jets	Dec. 28, 1986
Fewest Touchdowns Allowed, Game	
0 at N.Y. Jets	Dec. 20, 1969
vs. L.A. Raiders	Dec. 28, 1991
Most Touchdowns Allowed, Game	
5 vs. Green Bay	Jan. 15, 1967
at Oakland	Dec. 22, 1968
at N.Y. Jets	Dec. 28, 1986
vs. Indianapolis	Jan. 11, 2004

FIRST DOWNS

Fewest First Downs Allowed, Game	
9 at Buffalo	Jan. 1, 1967
13 vs. Minnesota	Jan. 11, 1970
16 Three times; Last vs. Denver	Jan. 4, 1998
18 at Oakland	Jan. 4, 1970
at San Diego	Jan. 2, 1993
Most First Downs Allowed, Game	
30 at Buffalo	Jan. 23, 1994
29 at Buffalo	Jan. 5, 1992
28 at Indianapolis	Jan. 6, 2007
27 vs. Indianapolis	Jan. 11, 2004
26 vs. Baltimore	Jan. 9, 2011

NET YARDS RUSHING & PASSING

Fewest Net Yards Allowed, Game	
233 at Oakland	Jan. 4, 1970
235 at N.Y. Jets	Dec. 20, 1969
239 vs. Minnesota	Jan. 11, 1970
249 vs. Indianapolis	Jan. 7, 1996
Most Net Yards Allowed, Game	
454 at Oakland	Dec. 22, 1968
448 at Buffalo	Jan. 5, 1992
435 at Indianapolis	Jan. 6, 2007
434 vs. Indianapolis	Jan. 11, 2004
407 vs. Miami	Dec. 25, 1971

RUSHING

ATTEMPTS

Fewest Rushing Attempts, Game	
13 at Buffalo	Jan. 1, 1967
14 at Houston	Jan. 16, 1994
19 vs. Minnesota	Jan. 11, 1970
Most Rushing Attempts, Game	
46 at Buffalo	Jan. 5, 1992

Most Fumbles Lost, Game

4 at Oakland	Jan. 4, 1970
2 vs. Miami	Dec. 25, 1971
vs. Baltimore	Jan. 9, 2011

TURNOVERS

Most Turnovers, Game

5 vs. Baltimore	Jan. 9, 2011
4 at Oakland	Dec. 22, 1968
at Oakland	Jan. 4, 1970
vs. Miami	Dec. 25, 1971
at Buffalo	Jan. 5, 1992
vs. Indianapolis	Jan. 7, 1996

at Buffalo	Jan. 23, 1994
43 vs. Miami	Dec. 25, 1971

YARDS ALLOWED

Fewest Rushing Yards Allowed, Game

39 at Houston	Jan. 16, 1994
40 at Buffalo	Jan. 1, 1967
67 vs. Minnesota	Jan. 11, 1970

Most Rushing Yards Allowed, Game

229 at Buffalo	Jan. 23, 1994
192 at San Diego	Jan. 2, 1993
188 at Indianapolis	Jan. 6, 2007
180 at Buffalo	Jan. 5, 1992

TOUCHDOWNS ALLOWED

Most Rushing Touchdowns Allowed, Game

3 at Buffalo	Jan. 23, 1994
2 Three times; Last vs. Indianapolis	Jan. 11, 2004

PASSING

ATTEMPTS ALLOWED

Fewest Passing Attempts Allowed, Game

19 vs. Denver	Jan. 4, 1998
23 at N.Y. Jets	Dec. 28, 1986
vs. L.A. Raiders	Dec. 28, 1991
at San Diego	Jan. 2, 1993

Most Passing Attempts Allowed, Game

46 vs. Houston	Dec. 23, 1962
45 at Oakland	Jan. 4, 1970
43 at Houston	Jan. 16, 1994
40 at N.Y. Jets	Dec. 20, 1969

COMPLETIONS

Fewest Completions Allowed, Game

10 vs. Denver	Jan. 4, 1998
12 at Buffalo	Jan. 1, 1967
vs. L.A. Raiders	Dec. 28, 1991
vs. Indianapolis	Jan. 7, 1996

Most Completions Allowed, Game

32 at Houston	Jan. 16, 1994
31 at Indianapolis	Jan. 6, 2007
25 vs. Baltimore	Jan. 9, 2011
23 vs. Houston	Dec. 23, 1962
at Buffalo	Jan. 5, 1992
vs. Pittsburgh	Jan. 8, 1994

YARDS ALLOWED

Fewest Passing Yards Allowed, Game

102 vs. Indianapolis	Jan. 7, 1996
124 vs. L.A. Raiders	Dec. 28, 1991
141 at N.Y. Jets	Dec. 28, 1986
148 at N.Y. Jets	Dec. 20, 1969

Most Passing Yards Allowed, Game

336 at Oakland	Dec. 22, 1968
292 vs. Indianapolis	Jan. 11, 2004
272 vs. Pittsburgh	Jan. 8, 1994
265 vs. Baltimore	Jan. 9, 2011

TOUCHDOWNS

Most Passing Touchdowns Allowed, Game

5	at Oakland	Dec. 22, 1968
3	Three times; Last vs. Pittsburgh	Jan. 8, 1994

SACKS

Most Sacks, Game

9.0	at Houston	Jan. 16, 1994
5.0	at San Diego	Jan. 2, 1993
4.0	at Oakland	Jan. 4, 1970
	at Buffalo	Jan. 1, 1967
	vs. Baltimore	Jan. 9, 2011

INTERCEPTIONS BY

Most Interceptions By, Game

5	vs. Houston	Dec. 23, 1962
4	at Oakland	Jan. 4, 1970
	vs. L.A. Raiders	Dec. 28, 1991

OPPONENT SINGLE GAME INDIV. POSTSEASON RECORDS

Total Points

18	Fred Biletnikoff, Oakland	Dec. 22, 1968
	Thurman Thomas, Buffalo	Jan. 23, 1994
15	Scott Norwood, Buffalo	Jan. 5, 1992
14	Steve Christie, Buffalo	Jan. 23, 1994

Total Touchdowns

3	Fred Biletnikoff, Oakland	Dec. 22, 1968
	Thurman Thomas, Buffalo	Jan. 23, 1994
2	Max McGee, Green Bay	Jan. 15, 1967
	Elijah Pitts, Green Bay	Jan. 15, 1967
	Warren Wells, Oakland	Dec. 22, 1968
	Freeman McNeil, N.Y. Jets	Dec. 28, 1986
	Andre Reed, Buffalo	Jan. 5, 1992
	Terrell Davis, Denver	Jan. 4, 1998
	Edgerrin James, Indianapolis	Jan. 11, 2004

Field Goals

3	Scott Norwood, Buffalo	Jan. 5, 1992
	Steve Christie, Buffalo	Jan. 23, 1994
	Adam Vinatieri, Indianapolis	Jan. 6, 2007
	Billy Cundiff, Baltimore	Jan. 9, 2011
2	George Blanda, Oakland	Dec. 22, 1968
	Jim Turner, N.Y. Jets	Dec. 20, 1969
	Garo Yepremian, Miami	Dec. 25, 1971
	Jeff Jaeger, L.A. Raiders	Dec. 28, 1991
	Al Del Greco, Houston	Jan. 16, 1994
	Pete Stoyanovich, Miami	Dec. 31, 1994

Pass Attempts (All 40+)

46	George Blanda, Houston	Dec. 23, 1962
43	Warren Moon, Houston	Jan. 16, 1994
42	Neil O'Donnell, Pittsburgh	Jan. 8, 1994
40	Joe Namath, N.Y. Jets	Dec. 20, 1969

Pass Completions

32	Warren Moon, Houston	Jan. 16, 1994
31	Peyton Manning, Indianapolis	Jan. 6, 2007
25	Joe Flacco, Baltimore	Jan. 9, 2011
23	George Blanda, Houston	Dec. 23, 1962
	Jim Kelly, Buffalo	Jan. 5, 1992
	Neil O'Donnell, Pittsburgh	Jan. 8, 1994
22	Dan Marino, Miami	Dec. 31, 1994
	Peyton Manning, Indianapolis	Jan. 11, 2004

Passing Yards (All 300+)

345	Daryle Lamonica, Oakland	Dec. 22, 1968
306	Warren Moon, Houston	Jan. 16, 1994
304	Peyton Manning, Indianapolis	Jan. 11, 2004

Long Pass

69	Jack Kemp to Elbert Dubenion, Buffalo	Jan. 1, 1967
----	--	--------------

Touchdown Passes

5	Daryle Lamonica, Oakland	Dec. 22, 1968
3	Pat Ryan, N.Y. Jets	Dec. 28, 1986

Jim Kelly, Buffalo	Jan. 5, 1992
Neil O'Donnell, Pittsburgh	Jan. 8, 1994
Peyton Manning, Indianapolis	Jan. 11, 2004

Interceptions Thrown

5	George Blanda, Houston	Dec. 23, 1962
4	Todd Marinovich, L.A. Raiders	Dec. 28, 1991
3	Joe Namath, N.Y. Jets	Dec. 20, 1969
	Daryle Lamonica, Oakland	Jan. 4, 1970
	Jim Kelly, Buffalo	Jan. 5, 1992
	Peyton Manning, Indianapolis	Jan. 6, 2007

Rushing Attempts

33	Thurman Thomas, Buffalo	Jan. 23, 1994
31	Freeman McNeil, N.Y. Jets	Dec. 28, 1986
26	Edgerrin James, Indianapolis	Jan. 11, 2004
25	Leroy Thompson, Pittsburgh	Jan. 8, 1993
	Terrell Davis, Denver	Jan. 4, 1998
	Joseph Addai, Indianapolis	Jan. 6, 2007

Rushing Yards (All 100+)

186	Thurman Thomas, Buffalo	Jan. 23, 1994
135	Freeman McNeil, N.Y. Jets	Dec. 28, 1986
125	Edgerrin James, Indianapolis	Jan. 11, 2004
122	Joseph Addai, Indianapolis	Jan. 6, 2007
119	Marion Butts, San Diego	Jan. 2, 1993
107	Nick Bell, L.A. Raiders	Dec. 28, 1991
101	Terrell Davis, Denver	Jan. 4, 1998
100	Thurman Thomas, Buffalo	Jan. 5, 1992

Rushing Touchdowns

3	Thurman Thomas, Buffalo	Jan. 23, 1994
2	Elijah Pitts, Green Bay	Jan. 15, 1967
	Freeman McNeil, N.Y. Jets	Dec. 28, 1986
	Terrell Davis, Denver	Jan. 4, 1998
	Edgerrin James, Indianapolis	Jan. 11, 2004

Long Run

54	Marion Butts, San Diego	Jan. 2, 1993
----	-------------------------	--------------

Pass Receptions

10	Todd Heap, Baltimore	Jan. 9, 2011
9	Haywood Jeffries, Houston	Jan. 16, 1994
	Dallas Clark, Indianapolis	Jan. 6, 2007
8	Charles Smith, Oakland	Jan. 4, 1970
7	Max McGee, Green Bay	Jan. 15, 1967
	Fred Biletnikoff, Oakland	Dec. 22, 1968
	John Henderson, Minnesota	Jan. 1, 1970
	Paul Warfield, Miami	Dec. 25, 1971
	Jeff Graham, Pittsburgh	Jan. 8, 1994
	Joseph Addai, Indianapolis	Jan. 6, 2007

Receiving Yards (All 100+)

180	Fred Biletnikoff, Oakland	Dec. 22, 1968
140	Paul Warfield, Miami	Dec. 25, 1971
138	Max McGee, Green Bay	Jan. 15, 1967
127	Bobby Burnett, Buffalo	Jan. 11, 1967
111	John Henderson, Minnesota	Jan. 11, 1970
108	Todd Heap, Baltimore	Jan. 9, 2011
103	Dallas Clark, Indianapolis	Jan. 6, 2007
100	Andre Reed, Buffalo	Jan. 5, 1992

Touchdown Receptions

3	Fred Biletnikoff, Oakland	Dec. 22, 1968
2	Max McGee, Green Bay	Jan. 15, 1967
	Warren Wells, Oakland	Dec. 22, 1968
	Andre Reed, Buffalo	Jan. 5, 1992

Interceptions Made

2	Kirby Jackson, Buffalo	Jan. 5, 1992
---	------------------------	--------------

Long Interception Return

50	Willie Wood, Green Bay	Jan. 15, 1967
----	------------------------	---------------

Long Punt Return

26	Russell Copeland, Buffalo	Jan. 23, 1994
----	---------------------------	---------------

Long Kickoff Return

52	George Atkinson, Oakland	Jan. 4, 1970
----	--------------------------	--------------

Long Punt

64	Reggie Roby, Miami	Jan. 5, 1991
----	--------------------	--------------

Long Field Goal (All 50+)

58	Pete Stoyanovich, Miami	Jan. 5, 1991
50	Adam Vinatieri, Indianapolis	Jan. 6, 2007

Sacks

3.0	Gerald Williams, Pittsburgh	Jan. 8, 1994
-----	-----------------------------	--------------



SUPERLATIVES

SUPERLATIVES

100-YARD PASS RECEIVERS (215)

	Date	Opponent	Player	Rec.	Yds.	Avg.	LG	TD	Result
1.	10/2/60	N.Y. Titans	Johnny Robinson	3	120	40.0	72	0	L, 35-37
2.	12/18/60	Buffalo	Johnny Robinson	4	130	32.5	74t	1	W, 24-7
3.	9/24/61	@ Oakland	Chris Burford	6	101	16.8	32	1	W, 42-35
4.	11/3/61	@ Boston	Chris Burford	7	137	19.6	42t	1	L, 21-28
5.	11/12/61	Buffalo	Chris Burford	9	102	11.3	36	0	L, 20-30
6.	12/3/61	@ N.Y. Titans	Abner Haynes	6	127	21.2	43	0	L, 7-28
7.	12/3/61	@ N.Y. Titans	Chris Burford	3	105	35.0	54	0	
8.	12/10/61	Denver	Johnny Robinson	6	112	18.7	45t	1	W, 49-21
9.	10/12/62	@ Boston	Chris Burford	10	171	17.1	31t	1	W, 27-7
10.	10/21/62	N.Y. Titans	Abner Haynes	4	121	30.3	78	1	W, 20-17
11.	11/18/62	@ Denver	Fred Arbanas	3	117	39.0	47t	1	W, 24-3
12.	9/7/63	@ Denver	Frank Jackson	7	149	21.3	81t	2	W, 59-7
13.	9/22/63	@ Buffalo	Chris Burford	11	106	9.6	19t	2	T, 27-27
14.	10/13/63	Buffalo	Chris Burford	10	100	10.0	33t	1	L, 26-35
15.	10/20/63	San Diego	Abner Haynes	8	149	18.6	73t	1	L, 17-38
16.	12/1/63	@ N.Y. Jets	Frank Jackson	6	110	18.3	48	0	L, 0-17
17.	9/13/64	@ Buffalo	Fred Arbanas	6	113	18.8	42	1	L, 17-34
18.	9/27/64	@ Oakland	Abner Haynes	5	117	23.4	56t	1	W, 21-9
19.	10/4/64	Houston	Chris Burford	8	143	17.9	50t	2	W, 28-7
20.	10/4/64	Houston	Fred Arbanas	4	131	32.8	59	0	
21.	10/11/64	@ Denver	Chris Burford	5	108	21.6	36	2	L, 27-33
22.	10/11/64	@ Denver	Fred Arbanas	5	103	20.6	33	1	
23.	11/1/64	Denver	Abner Haynes	5	106	21.2	40	1	W, 49-39
24.	11/1/64	Denver	Curtis McClinton	4	103	25.8	66t	2	
25.	11/29/64	@ N.Y. Jets	Frank Jackson	10	175	17.5	34	0	L, 14-27
26.	12/6/64	Boston	Frank Jackson	7	144	20.6	72	0	L, 24-31
27.	12/13/64	@ San Diego	Frank Jackson	8	142	17.8	64t	4	W, 49-6
28.	11/21/65	@ Boston	Chris Burford	9	120	13.3	34	1	T, 10-10
29.	11/28/65	Houston	Frank Jackson	5	118	23.6	45	1	W, 52-21
30.	12/19/65	Denver	Curtis McClinton	5	213	42.6	69	0	W, 45-35
31.	12/19/65	Denver	Otis Taylor	6	110	18.3	41	1	
32.	9/25/66	@ Boston	Chris Burford	10	155	15.5	31t	3	W, 43-24
33.	10/2/66	Buffalo	Otis Taylor	4	125	31.3	71t	1	L, 14-29
34.	10/8/66	Denver	Otis Taylor	5	103	20.6	55	0	W, 37-10
35.	10/30/66	Houston	Otis Taylor	5	187	37.4	77t	1	W, 48-23
36.	11/13/66	Miami	Otis Taylor	4	113	28.3	89t	1	W, 34-16
37.	11/20/66	Boston	Otis Taylor	9	133	14.8	26	2	T, 27-27
38.	11/27/66	@ N.Y. Jets	Otis Taylor	6	136	22.7	45	0	W, 32-24
39.	11/27/66	@ N.Y. Jets	Chris Burford	8	109	13.6	32	1	
40.	10/15/67	San Diego	Otis Taylor	9	134	14.9	45	0	L, 31-45
41.	9/28/68	Miami	Otis Taylor	3	113	37.7	44	1	W, 48-3
42.	11/3/68	Oakland	Gloster Richardson	2	121	60.5	92t	2	L, 21-38
43.	11/17/68	Boston	Frank Pitts	5	126	25.2	90t	1	W, 31-17
44.	11/28/68	Houston	Frank Pitts	7	124	17.7	43t	2	W, 24-10
45.	12/14/68	@ Denver	Otis Taylor	3	119	39.7	67t	1	W, 30-7
46.	9/14/69	@ San Diego	Otis Taylor	5	111	22.2	55t	2	W, 27-9
47.	10/19/69	Miami	Otis Taylor	4	131	32.8	79	0	W, 17-10
48.	10/26/69	Cincinnati	Mike Garrett	5	101	20.2	41	1	W, 42-22
49.	11/23/69	Oakland	Otis Taylor	6	103	17.2	36	1	L, 24-27
50.	9/20/70	@ Minnesota	Otis Taylor	5	100	20.0	59t	1	L, 10-27
51.	11/1/70	Oakland	Otis Taylor	4	129	32.3	56	1	T, 17-17
52.	10/18/71	Pittsburgh	Otis Taylor	6	190	31.7	82	2	W, 38-16
53.	12/12/71	Oakland	Otis Taylor	8	113	14.1	29t	1	W, 16-14
54.	10/15/72	Cincinnati	Otis Taylor	10	149	14.9	26	1	L, 16-23
55.	9/23/73	@ New England	Otis Taylor	5	115	23.0	46	0	W, 10-7
56.	11/10/74	San Diego	Larry Brunson	9	210	23.3	84t	1	L, 7-14
57.	12/21/75	@ Oakland	Barry Pearson	6	103	17.2	27	1	L, 20-28
58.	10/3/76	@ Buffalo	Larry Brunson	6	106	17.7	24	0	L, 17-50
59.	11/7/76	Pittsburgh	Walter White	6	105	17.5	40	0	L, 0-45
60.	10/21/79	N.Y. Giants	Tony Reed	8	103	12.9	26	0	L, 17-21
61.	10/19/80	@ Denver	Henry Marshall	6	103	17.2	46t	1	W, 23-17
62.	11/23/80	@ St. Louis	Henry Marshall	7	117	16.7	36	0	W, 21-13
63.	12/21/80	@ Baltimore	Henry Marshall	9	176	19.6	75t	2	W, 38-28
64.	12/21/80	@ Baltimore	J.T. Smith	7	129	18.4	37t	1	
65.	9/20/81	San Diego	J.T. Smith	9	140	15.6	33	0	L, 31-42
66.	10/11/81	Oakland	Henry Marshall	6	110	18.3	43	1	W, 27-0

	Date	Opponent	Player	Rec.	Yds.	Avg.	LG	TD	Result
67.	10/11/81	Oakland	Joe Delaney	3	104	34.7	61	0	
68.	11/21/82	@ New Orleans	J.T. Smith	6	101	16.8	51	0	L, 17-27
69.	12/12/82	L.A. Raiders	Al Dixon	6	102	17.0	37	0	L, 16-21
70.	12/19/82	@ Denver	Carlos Carson	3	110	36.7	51	1	W, 37-16
71.	9/4/83	Seattle	Carlos Carson	7	104	14.9	48	1	W, 17-13
72.	9/18/83	@ Washington	Carlos Carson	6	109	18.2	34	0	L, 12-27
73.	10/16/83	N.Y. Giants	Henry Marshall	7	131	18.7	46t	2	W, 38-17
74.	11/6/83	L.A. Raiders	Carlos Carson	5	103	20.6	39	0	L, 20-28
75.	11/20/83	@ Dallas	Carlos Carson	7	135	19.3	48t	2	L, 21-41
76.	11/20/83	@ Dallas	Henry Marshall	8	115	14.4	35	0	
77.	11/27/83	@ Seattle	Carlos Carson	7	149	21.3	35	1	L, 48-51 OT
78.	12/11/83	@ San Diego	Carlos Carson	7	165	23.6	50t	1	L, 38-41
79.	9/9/84	Cincinnati	Anthony Hancock	3	109	36.3	46t	1	W, 27-22
80.	9/23/84	@ Denver	Henry Marshall	8	148	18.5	37	0	L, 0-21
81.	10/14/84	San Diego	Carlos Carson	7	165	23.6	29	0	W, 31-13
82.	10/28/84	Tampa Bay	Carlos Carson	7	131	18.7	56	0	W, 24-20
83.	11/25/84	@ N.Y. Giants	Carlos Carson	5	153	30.6	56	1	L, 27-28
84.	12/2/84	Denver	Carlos Carson	7	126	18.0	36	1	W, 16-13
85.	12/9/84	Seattle	Henry Marshall	8	166	20.8	36	1	W, 34-7
86.	9/8/85	@ New Orleans	Carlos Carson	8	173	21.6	37	2	W, 47-27
87.	9/12/85	L.A. Raiders	Carlos Carson	5	118	23.6	26	1	W, 36-20
88.	12/22/85	San Diego	Stephone Paige	8	309	38.6	84t	2	W, 38-34
89.	11/30/86	Buffalo	Stephone Paige	9	119	13.2	26	1	L, 14-17
90.	10/25/87	@ San Diego	Carlos Carson	9	197	21.9	63t	2	L, 21-42
91.	11/1/87	@ Chicago	Stephone Paige	5	121	24.2	51	1	L, 28-31
92.	11/1/87	@ Chicago	Carlos Carson	7	117	16.7	29t	1	
93.	11/15/87	N.Y. Jets	Jonathan Hayes	5	105	21.0	33	0	L, 9-16
94.	12/13/87	L.A. Raiders	Carlos Carson	4	142	35.5	67t	1	W, 16-10
95.	12/27/87	Seattle	Carlos Carson	4	120	30.0	81t	1	W, 41-20
96.	12/27/87	Seattle	Stephone Paige	8	110	15.7	46t	1	
97.	9/11/88	@Seattle	Paul Palmer	8	105	13.1	27	0	L, 10-31
98.	9/25/88	San Diego	Paul Palmer	5	122	24.4	71t	2	L, 23-24
99.	10/2/88	@N.Y. Jets	Carlos Carson	5	162	32.4	80t	1	T, 17-17
100.	10/16/88	L.A. Raiders	Paul Palmer	5	103	20.6	48t	1	L, 17-27
101.	11/20/88	Seattle	Stephone Paige	5	106	21.2	49	0	W, 27-24
102.	12/4/88	N.Y. Jets	Stephone Paige	4	113	28.3	41t	2	W, 38-34
103.	10/29/89	@ Pittsburgh	Stephone Paige	7	163	23.3	50	0	L, 17-23
104.	11/26/89	Houston	Stephone Paige	7	114	16.3	42	0	W, 34-0
105.	12/3/89	Miami	Stephone Paige	7	133	19.0	38	1	W, 26-21
106.	9/17/90	@ Denver	Stephone Paige	10	206	20.6	83t	2	L, 23-24
107.	12/23/90	@ San Diego	Todd McNair	3	111	37.0	65	1	W, 24-21
108.	11/24/91	@ Cleveland	Emile Harry	11	159	14.5	36	1	L, 15-20
109.	12/22/91	@ L.A. Raiders	J.J. Birden	8	188	23.5	57	2	W, 27-21
110.	10/4/92	@ Denver	Willie Davis	5	127	25.4	50t	1	L, 19-20
111.	10/11/92	Philadelphia	Willie Davis	5	167	33.4	74t	1	W, 24-17
112.	10/18/92	@ Dallas	Willie Davis	6	100	16.7	38	0	L, 10-17
113.	11/15/92	Washington	Tim Barnett	6	148	24.7	44t	2	W, 35-16
114.	9/20/93	Denver	Willie Davis	6	139	23.2	35	0	W, 15-7
115.	11/14/93	@ L.A. Raiders	Willie Davis	5	115	23.0	66t	1	W, 31-20
116.	9/4/94	@ New Orleans	Willie Davis	7	109	15.6	42	1	W, 30-17
117.	12/4/94	Denver	Willie Davis	3	107	35.7	62t	1	L, 17-20 OT
118.	12/4/94	Denver	J.J. Birden	7	101	14.4	44	0	
119.	12/12/94	@ Miami	J.J. Birden	10	131	13.1	22t	1	L, 28-45
120.	12/18/94	Houston	Lake Dawson	5	101	20.2	50	1	W, 31-19
121.	9/3/95	@ Seattle	Willie Davis	6	155	25.8	60t	2	W, 34-10
122.	9/24/95	@ Cleveland	Keith Cash	8	111	13.9	38t	1	L, 17-35
123.	9/8/97	@ Oakland	Andre Rison	8	162	20.3	43	1	W, 28-27
124.	11/30/97	San Francisco	Andre Rison	5	117	23.4	45	2	W, 44-9
125.	11/22/98	@ San Diego	Derrick Alexander	5	173	34.6	41	1	L, 37-38
126.	11/29/98	Arizona	Derrick Alexander	6	116	19.3	30t	2	W, 34-24
127.	9/12/99	@ Chicago	Derrick Alexander	6	154	25.7	86t	1	L, 17-20
128.	9/19/99	Denver	Derrick Alexander	6	117	19.5	49	0	W, 26-10
129.	10/31/99	San Diego	Derrick Alexander	2	113	56.5	81t	1	W, 34-0
130.	11/21/99	Seattle	Derrick Alexander	8	101	12.6	25	0	L, 19-30
131.	9/17/00	San Diego	Sylvester Morris	6	112	18.7	36t	3	W, 42-10
132.	9/24/00	@ Denver	Tony Gonzalez	10	127	12.7	17	1	W, 23-22
133.	10/2/00	Seattle	Derrick Alexander	5	153	30.6	73	1	W, 24-17
134.	10/15/00	Oakland	Tony Gonzalez	7	100	14.3	22	1	L, 17-20
135.	10/22/00	St. Louis	Derrick Alexander	5	117	23.4	31	1	W, 54-34

Date	Opponent	Player	Rec.	Yds.	Avg.	LG	TD	Result
136.	10/22/00	St. Louis	Tony Gonzalez	5	117	23.4	39	1
137.	10/29/00	@ Seattle	Tony Gonzalez	8	101	12.6	22	0 W, 24-19
138.	10/29/00	@ Seattle	Derrick Alexander	4	137	34.3	59t	2
139.	11/5/00	@ Oakland	Derrick Alexander	9	139	15.4	48t	2 L, 31-49
140.	11/5/00	@ Oakland	Tony Gonzalez	9	134	14.9	29	0
141.	11/5/00	@ Oakland	Sylvester Morris	6	102	17.0	47	0
142.	11/19/00	Buffalo	Derrick Alexander	7	146	20.9	35	0 L, 17-21
143.	12/4/00	@ New England	Tony Gonzalez	11	147	13.4	29	1 L, 24-30
144.	12/4/00	@ New England	Derrick Alexander	5	116	23.2	81t	1
145.	10/7/01	@ Denver	Tony Gonzalez	8	129	16.1	35	0 L, 6-20
146.	11/29/01	Philadelphia	Priest Holmes	8	100	12.5	37	0 L, 10-23
147.	12/9/01	@ Oakland	Priest Holmes	5	109	21.8	67t	1 L, 26-28
148.	12/30/01	@ Jacksonville	Eddie Kennison	6	121	20.2	50	0 W, 30-26
149.	9/8/02	@ Cleveland	Eddie Kennison	4	120	30.0	64	0 W, 40-39
150.	9/29/02	Miami	Tony Gonzalez	7	140	20.0	42t	3 W, 48-30
151.	11/10/02	@ San Francisco	Eddie Kennison	8	134	16.8	23	0 L, 13-17
152.	11/24/02	@ Seattle	Priest Holmes	7	110	15.7	64t	1 L, 32-39
153.	12/15/02	@ Denver	Dante Hall	5	143	28.6	75t	2 L, 24-31
154.	12/22/02	San Diego	Marc Boerigter	5	144	28.8	99t	2 W, 24-22
155.	10/12/03	@ Green Bay	Tony Gonzalez	4	121	30.0	67	1 W, 40-34 OT
156.	10/12/03	@ Green Bay	Johnnie Morton	6	109	18.2	38	1
157.	10/26/03	Buffalo	Dante Hall	4	107	26.8	67t	1 W, 38-5
158.	11/9/03	Cleveland	Eddie Kennison	7	115	16.4	36	0 W, 41-20
159.	11/23/03	Oakland	Priest Holmes	6	100	16.7	36	0 W, 27-24
160.	12/7/03	@ Denver	Dante Hall	11	124	11.3	34	0 L, 27-45
161.	12/14/03	Detroit	Derrick Blylock	5	106	21.2	63t	1 W, 45-17
162.	9/12/04	@ Denver	Eddie Kennison	6	101	16.8	57	0 L, 24-34
163.	9/26/04	Houston	Tony Gonzalez	8	106	13.3	25	1 L, 21-24
164.	10/17/04	@ Jacksonville	Johnnie Morton	7	111	15.9	52	0 L, 16-22
165.	10/31/04	Indianapolis	Tony Gonzalez	8	125	15.6	32	2 W, 45-35
166.	11/7/04	@ Tampa Bay	Tony Gonzalez	9	123	13.7	29	1 L, 31-34
167.	11/7/04	@ Tampa Bay	Eddie Kennison	6	104	17.3	59	0
168.	11/14/04	@ New Orleans	Eddie Kennison	7	121	17.3	23	1 L, 20-27
169.	11/22/04	New England	Johnnie Morton	5	107	21.4	36	0 L, 19-27
170.	11/28/04	San Diego	Tony Gonzalez	8	105	13.1	27	0 L, 31-34
171.	12/5/04	@ Oakland	Eddie Kennison	8	149	18.6	70t	1 W, 34-27
172.	12/19/04	Denver	Eddie Kennison	7	101	14.4	42	2 W, 45-17
173.	12/25/04	Oakland	Tony Gonzalez	11	124	11.3	26t	2 W, 31-30
174.	1/2/05	@ San Diego	Tony Gonzalez	14	144	10.3	32	0 L, 17-24
175.	1/2/05	@ San Diego	Larry Johnson	8	115	14.4	40	1
176.	9/26/05	@ Denver	Eddie Kennison	8	112	14.0	26	0 L, 10-30
177.	10/2/05	Philadelphia	Eddie Kennison	7	109	15.6	49	1 L, 31-37
178.	10/16/05	Washington	Priest Holmes	5	100	20.0	60t	1 W, 28-21
179.	10/30/05	@ San Diego	Eddie Kennison	7	115	16.4	33	1 W, 20-7
180.	12/4/05	Denver	Eddie Kennison	4	108	27.0	54	0 W, 31-27
181.	1/1/06	Cincinnati	Eddie Kennison	7	151	21.6	55	0 W, 37-3
182.	10/8/06	@ Arizona	Larry Johnson	6	106	17.7	78	1 W, 23-20
183.	10/22/06	San Diego	Tony Gonzalez	6	138	23.0	57	0 W, 30-27
184.	10/29/06	Seattle	Eddie Kennison	6	132	22.0	51	0 W, 35-28
185.	10/29/06	Seattle	Tony Gonzalez	6	116	19.3	37	0
186.	12/3/06	@ Cleveland	Eddie Kennison	7	117	16.7	39	1 L, 28-31 OT
187.	12/3/06	@ Cleveland	Tony Gonzalez	9	105	11.7	23t	2
188.	12/31/06	Jacksonville	Eddie Kennison	6	144	24.0	40	1 W, 35-30
189.	9/30/07	@ San Diego	Dwayne Bowe	8	164	20.5	51t	1 W, 30-16
190.	10/7/07	Jacksonville	Tony Gonzalez	8	100	12.5	22	0 L, 7-17
191.	10/14/07	Cincinnati	Tony Gonzalez	9	102	11.3	26t	2 W, 27-20
192.	11/4/07	Green Bay	Tony Gonzalez	10	109	10.9	25	1 L, 22-33
193.	11/11/07	Denver	Dwayne Bowe	9	105	11.7	23	0 L, 11-27
194.	12/2/07	San Diego	Tony Gonzalez	10	140	14.0	31	0 L, 10-24
195.	12/23/07	@ Detroit	Tony Gonzalez	10	137	13.7	29	0 L, 20-25
196.	10/26/08	@ N.Y. Jets	Dwayne Bowe	6	102	17.0	26	0 L, 24-28
197.	11/9/08	@ San Diego	Tony Gonzalez	10	113	11.3	34t	2 L, 19-20
198.	11/23/08	Buffalo	Tony Gonzalez	10	113	11.3	35	1 L, 31-54
199.	11/30/08	@ Oakland	Tony Gonzalez	8	110	13.8	23	0 W, 20-13
200.	12/21/08	Miami	Jamaal Charles	3	102	34.0	75	0 L, 31-38
201.	12/28/08	@ Cincinnati	Dwayne Bowe	10	103	10.3	32	0 L, 16-16
202.	10/18/09	@ Washington	Dwayne Bowe	6	109	18.2	32	0 W, 14-6
203.	11/22/09	Pittsburgh	Chris Chambers	4	119	29.8	61	0 W, 27-24 OT
204.	12/20/09	Cleveland	Chris Chambers	5	114	22.8	39	1 L, 34-41
205.	10/17/10	@ Houston	Dwayne Bowe	6	108	18.0	42t	2 L, 31-35

	Date	Opponent	Player	Rec.	Yds.	Avg.	LG	TD	Result
206.	11/14/10	@ Denver	Dwayne Bowe	13	186	14.3	24	2	L, 29-49
207.	11/21/10	Arizona	Dwayne Bowe	6	109	18.2	38t	2	W, 31-13
208.	11/28/10	@ Seattle	Dwayne Bowe	13	170	13.1	36t	3	W, 42-24
209.	12/26/10	Tennessee	Dwayne Bowe	6	153	25.5	75t	1	W, 34-14
210.	9/18/11	@ Detroit	Dwayne Bowe	5	101	20.2	45	0	L, 3-48
211.	10/2/11	Minnesota	Dwayne Bowe	5	107	21.4	52t	1	W, 22-17
212.	10/9/11	@ Indianapolis	Dwayne Bowe	7	128	18.3	41t	2	W, 28-24
213.	11/6/11	Miami	Steve Breaston	7	115	16.4	37	0	L, 3-31
214.	9/16/12	@ Buffalo	Dwayne Bowe	8	102	12.8	33t	2	L, 17-35
215.	9/30/12	San Diego	Dwayne Bowe	7	108	15.4	29t	1	L, 20-37

CAREER 100-YARD RECEIVING GAMES

Player	100-Yard Games	Player	100-Yard Games	Player	100-Yard Games
1. Tony Gonzalez (1997-08)	26	J.T. Smith (1978-84)	3	Walter White (1975-79)	1
2. Otis Taylor (1965-75)	19	Paul Palmer (1987-88)	3	Tony Reed (1977-80)	1
3. Carlos Carson (1980-89)	18	J.J. Birden (1990-94)	3	Joe Delaney (1981-82)	1
4. Eddie Kennison (2001-07)	17	Dante Hall (2000-06)	3	Al Dixon (1979-82)	1
5. Dwayne Bowe (2007-12)	15	Johnnie Morton (2002-04)	3	Anthony Hancock (1982-86)	1
6. Chris Burford (1960-67)	12	21. Curtis McClinton (1962-69)	2	Jonathan Hayes (1985-93)	1
Derrick Alexander (1998-01)	12	Frank Pitts (1965-71)	2	Todd McNair (1989-93, '96)	1
8. Stephone Paige (1983-91)	10	Larry Brunson (1974-77)	2	Emile Harry (1986-92)	1
9. Henry Marshall (1976-87)	8	Andre Rison (1997-99)	2	Tim Barnett (1991-93)	1
Willie Davis (1991-95)	8	Sylvester Morris (2000-03)	2	Lake Dawson (1994-97)	1
11. Frank Jackson (1961-65)	6	Larry Johnson (2003-09)	2	Keith Cash (1992-96)	1
12. Abner Haynes (1960-65)	5	Chris Chambers (2009-10)	2	Marc Boerigter (2002-05)	1
Priest Holmes (2001-07)	5	28. Gloster Richardson (1967-70)	1	Derrick Blaylock (2001-04)	1
14. Fred Arbanas (1962-70)	4	Mike Garrett (1966-70)	1	Jamaal Charles (2008-12)	1
15. Johnny Robinson (1960-71)	3	Barry Pearson (1974-76)	1	Steve Breaston (2011-12)	1

100-YARD RUSHING/RECEIVING GAMES (5)

Date	Opponent	Player	Rushing			Receiving			Result
			Att.	Yards	TD	Rec.	Yards	TD	
1. 9/27/64	@ Oakland	Abner Haynes	12	106	0	5	117	1	W, 21-9
2. 10/21/79	N.Y. Giants	Tony Reed	20	106	0	8	103	0	L, 17-21
3. 10/11/81	Oakland	Joe Delaney	28	106	0	3	104	0	W, 27-0
4. 12/9/01	@ Oakland	Priest Holmes	28	168	1	5	109	1	L, 26-28
5. 11/24/02	@ Seattle	Priest Holmes	23	197	2	7	110	1	L, 32-39

100-YARD RUSHERS (183)

	Date	Opponent	Player	Att.	Yds.	Avg.	LG	TD	Result
1.	11/13/60	Denver	Abner Haynes	15	114	7.6	58	1	W, 34-7
2.	11/24/60	@ N.Y. Titans	Abner Haynes	11	157	14.3	67t	2	L, 35-41
3.	9/10/61	San Diego	Jack Spikes	7	109	15.6	74t	1	L, 10-26
4.	10/1/61	Houston	Abner Haynes	19	117	6.2	35	1	W, 26-21
5.	10/1/61	Houston	Jack Spikes	15	146	9.7	73t	3	
6.	10/8/61	@ Denver	Abner Haynes	26	139	5.3	53	0	W, 19-12
7.	11/26/61	Oakland	Abner Haynes	14	158	11.3	33	5	W, 43-11
8.	12/10/61	Denver	Frank Jackson	16	106	6.6	49t	4	W, 49-21
9.	12/17/61	N.Y. Titans	Abner Haynes	19	107	5.6	34	2	W, 35-24
10.	9/8/62	Boston	Abner Haynes	19	122	6.4	30t	4	W, 42-38
11.	9/30/62	Buffalo	Abner Haynes	16	164	10.3	71t	2	W, 41-21
12.	11/11/62	@ N.Y. Titans	Abner Haynes	24	107	4.5	21	2	W, 52-31
13.	11/11/62	@ N.Y. Titans	Curtis McClinton	19	102	5.4	11	1	
14.	11/25/62	Oakland	Abner Haynes	18	112	6.2	33t	2	W, 35-7
15.	11/25/62	Oakland	Curtis McClinton	12	109	9.1	46	0	W, 35-7
16.	12/9/62	Denver	Curtis McClinton	15	105	7.0	69t	1	W, 17-10
17.	11/3/63	@ Oakland	Curtis McClinton	15	101	6.7	36	0	L, 7-10
18.	9/27/64	@ Oakland	Abner Haynes	12	106	8.8	41	0	W, 21-9
19.	11/22/64	@ Houston	Abner Haynes	25	156	6.2	42	0	W, 28-19
20.	11/29/64	@ N.Y. Jets	Abner Haynes	11	120	10.9	80t	2	L, 14-27
21.	10/24/65	@ Houston	Mack Lee Hill	17	130	7.6	30	1	L, 36-38
22.	11/28/65	Houston	Mack Lee Hill	9	119	13.2	66t	1	W, 52-21
23.	9/11/66	@ Buffalo	Bert Coan	11	101	9.2	32	1	W, 42-20
24.	10/23/66	@ Denver	Bert Coan	13	111	8.5	35t	3	W, 56-10
25.	10/30/66	Houston	Mike Garrett	9	102	11.3	77t	1	W, 48-23
26.	12/18/66	@ San Diego	Mike Garrett	25	161	6.4	26	1	W, 27-17
27.	9/24/67	@ Miami	Mike Garrett	20	131	6.5	28	0	W, 24-0
28.	10/29/67	Denver	Mike Garrett	20	101	5.1	20t	2	W, 52-9
29.	11/5/67	N.Y. Jets	Mike Garrett	23	192	8.3	28	1	W, 42-18
30.	12/17/67	@ Denver	Mike Garrett	20	169	8.5	58	0	W, 38-24
31.	9/28/68	@ Miami	Robert Holmes	13	123	9.5	76t	1	W, 48-3
32.	10/20/68	Oakland	Mike Garrett	24	109	4.5	16	0	W, 24-10
33.	11/10/68	@ Cincinnati	Robert Holmes	21	158	7.5	27t	1	W, 16-9
34.	10/26/69	Cincinnati	Warren McVea	17	141	8.3	80t	1	W, 42-22
35.	11/16/69	@ N.Y. Jets	Warren McVea	15	102	6.8	22	1	W, 34-16
36.	11/1/70	Oakland	Ed Podolak	19	108	5.7	39	0	T, 17-17
37.	11/22/70	St. Louis	Ed Podolak	23	112	4.9	32	0	T, 6-6
38.	12/6/70	Denver	Ed Podolak	12	139	11.6	65t	1	W, 16-0
39.	10/24/71	Washington	Ed Podolak	24	110	4.6	21	0	W, 27-20
40.	11/5/72	Oakland	Ed Podolak	27	115	4.3	30	0	W, 27-14
41.	12/10/72	Baltimore	Wendell Hayes	19	104	5.5	16	0	W, 24-10
42.	11/12/73	Chicago	Ed Podolak	28	134	4.8	13	0	W, 19-7
43.	12/2/73	Cleveland	Willie Ellison	20	108	5.4	19	0	T, 20-20
44.	10/27/74	@ San Diego	Woody Green	23	146	6.3	43	1	W, 24-14
45.	11/18/74	@ Denver	Woody Green	18	114	6.3	24	1	W, 42-34
46.	12/8/74	Oakland	Jeff Kinney	21	124	5.9	21	0	L, 6-7
47.	10/12/75	Oakland	Woody Green	24	101	4.2	18	1	W, 42-10
48.	11/23/75	Detroit	Woody Green	19	135	7.1	42	0	W, 24-21 OT
49.	11/23/75	Detroit	MacArthur Lane	16	108	6.8	39	2	
50.	11/28/76	@ San Diego	Ed Podolak	25	127	5.1	12	2	W, 23-20
51.	12/12/76	Cleveland	Ed Podolak	29	137	4.9	22t	4	W, 39-14
52.	10/3/77	Oakland	Tony Reed	12	119	9.9	59	0	L, 28-37
53.	11/13/77	@ Chicago	Ed Podolak	29	102	3.5	14t	2	L, 27-28
54.	9/3/78	@ Cincinnati	Mark Bailey	26	106	4.1	12	0	W, 24-23
55.	9/10/78	Houston	Tony Reed	16	141	8.8	28	1	L, 17-20
56.	9/17/78	@ N.Y. Giants	Tony Reed	14	114	8.1	48	0	L, 10-26
57.	10/1/78	@ Buffalo	MacArthur Lane	17	144	8.5	30	0	L, 13-28
58.	11/12/78	@ San Diego	Arnold Morgado	29	115	4.0	12	2	L, 23-29 OT
59.	11/26/78	San Diego	Ted McKnight	11	104	9.5	22	0	W, 23-0
60.	12/17/78	@ Seattle	Tony Reed	11	121	11.0	62t	1	L, 19-23
61.	9/30/79	@ Seattle	Ted McKnight	12	147	12.3	84t	2	W, 24-6
62.	10/21/79	N.Y. Giants	Tony Reed	20	106	5.3	14	0	L, 17-21
63.	11/18/79	@ Oakland	Mike Williams	28	109	3.9	21	0	W, 24-21
64.	10/4/81	@ New England	Joe Delaney	18	101	5.6	18t	1	L, 17-33
65.	10/11/81	Oakland	Joe Delaney	28	106	3.8	12	0	W, 27-0
66.	10/18/81	Denver	Joe Delaney	21	149	7.1	82t	1	W, 24-14
67.	11/1/81	@ San Diego	Joe Delaney	23	117	5.1	19	0	L, 20-22
68.	11/15/81	Houston	Joe Delaney	23	193	6.7	26	1	W, 23-10

	Date	Opponent	Player	Att.	Yds.	Avg.	LG	TD	Result	
69.	11/22/81		Seattle	James Hadnot	10	106	10.6	24	0	W, 40-13
70.	12/20/81	@	Minnesota	Billy Jackson	25	102	4.1	18	0	W, 10-6
71.	12/8/85		Atlanta	Mike Pruitt	16	102	6.4	54	0	W, 38-10
72.	9/13/87		San Diego	Christian Okoye	21	105	5.0	43t	1	W, 20-13
73.	12/27/87		Seattle	Herman Heard	12	107	8.9	37t	1	W, 41-20
74.	11/13/88		Cincinnati	Christian Okoye	16	102	6.4	48	1	W, 31-28
75.	9/24/89	@	San Diego	Christian Okoye	16	112	7.0	59	0	L, 6-21
76.	10/1/89		Cincinnati	Christian Okoye	25	101	4.0	16	1	L, 17-21
77.	10/8/89	@	Seattle	Christian Okoye	30	156	5.2	14	1	W, 20-16
78.	10/22/89		Dallas	Christian Okoye	33	170	5.2	23	2	W, 36-28
79.	10/29/89	@	Pittsburgh	Christian Okoye	23	101	4.4	19	0	L, 17-23
80.	11/5/89		Seattle	Christian Okoye	37	126	3.4	16	1	W, 20-10
81.	12/3/89		Miami	Christian Okoye	32	148	4.6	13	1	W, 26-21
82.	12/10/89	@	Green Bay	Christian Okoye	38	131	3.5	12	1	W, 21-3
83.	9/23/90	@	Green Bay	Christian Okoye	23	122	5.3	32	1	W, 17-3
84.	10/14/90		Detroit	Barry Word	18	200	11.1	53t	2	W, 43-24
85.	12/2/90	@	New England	Barry Word	19	112	5.9	18	0	W, 37-7
86.	12/23/90	@	San Diego	Barry Word	28	106	3.8	14	1	W, 24-21
87.	9/1/91		Atlanta	Christian Okoye	22	143	6.5	48	1	W, 14-3
88.	10/7/91		Buffalo	Christian Okoye	29	122	4.5	14	2	W, 33-6
89.	10/7/91		Buffalo	Harvey Williams	20	103	5.2	21	0	
90.	10/13/91		Miami	Christian Okoye	23	153	6.7	38t	2	W, 42-7
91.	12/14/91	@	San Francisco	Barry Word	17	115	6.8	37	1	L, 14-28
92.	12/22/91	@	L.A. Raiders	Barry Word	35	152	4.3	15	1	W, 27-21
93.	9/20/92	@	Houston	Barry Word	22	114	5.2	13	0	L, 20-23 OT
94.	9/28/92		L.A. Raiders	Barry Word	27	125	4.6	16	0	W, 27-7
95.	12/24/94	@	L.A. Raiders	Marcus Allen	33	132	4.0	14	0	W, 19-9
96.	9/3/95	@	Seattle	Greg Hill	15	109	7.3	27	0	W, 34-10
97.	10/22/95		Denver	Marcus Allen	21	121	5.8	17	1	W, 21-7
98.	12/3/95	@	Oakland	Marcus Allen	21	124	5.9	38	1	W, 29-23
99.	12/24/95		Seattle	Greg Hill	21	113	5.4	16	0	W, 26-3
100.	11/3/96	@	Minnesota	Greg Hill	15	100	6.7	28	2	W, 21-6
101.	11/28/96	@	Detroit	Greg Hill	17	103	6.1	16	0	W, 28-24
102.	9/6/98		Oakland	Donnell Bennett	24	115	4.8	26	1	W, 28-8
103.	12/13/98		Dallas	Bam Morris	27	137	5.1	25	1	W, 20-17
104.	9/19/99		Denver	Kimble Anders	22	142	6.5	46	0	W, 26-10
105.	10/22/00		St. Louis	Kimble Anders	13	102	7.8	69	2	W, 54-34
106.	12/17/00		Denver	Tony Richardson	23	156	6.8	33	1	W, 20-7
107.	9/30/01	@	Washington	Priest Holmes	23	147	6.4	27	2	W, 45-13
108.	10/14/01		Pittsburgh	Priest Holmes	20	150	7.5	26t	2	L, 17-20
109.	11/4/01	@	San Diego	Priest Holmes	30	181	6.0	26	1	W, 25-20
110.	11/25/01		Seattle	Priest Holmes	26	120	4.6	12	0	W, 19-7
111.	12/9/01	@	Oakland	Priest Holmes	28	168	6.0	20	1	L, 26-28
112.	12/16/01		Denver	Priest Holmes	29	121	4.2	14	1	W, 26-23 OT
113.	1/6/02	@	Seattle	Priest Holmes	23	117	5.1	22	0	L, 18-21
114.	9/8/02	@	Cleveland	Priest Holmes	22	122	5.5	26t	4	W, 40-39
115.	9/22/02	@	New England	Priest Holmes	30	180	6.0	25	2	L, 38-41 OT
116.	10/6/02	@	N.Y. Jets	Priest Holmes	23	152	6.6	27	1	W, 29-25
117.	10/20/02		Denver	Priest Holmes	24	113	4.7	14	3	L, 34-37 OT
118.	11/17/02		Buffalo	Priest Holmes	31	104	3.4	15	1	W, 17-16
119.	11/24/02	@	Seattle	Priest Holmes	23	197	8.6	30	2	L, 32-39
120.	12/1/02		Arizona	Priest Holmes	16	113	7.1	21	2	W, 49-0
121.	12/8/02		St. Louis	Priest Holmes	24	132	5.5	17	2	W, 49-10
122.	12/15/02	@	Denver	Priest Holmes	18	161	8.9	56	0	L, 24-31
123.	9/14/03		Pittsburgh	Priest Holmes	26	122	4.7	31t	3	W, 41-20
124.	10/20/03	@	Oakland	Priest Holmes	27	123	4.6	20	1	W, 17-10
125.	11/30/03	@	San Diego	Priest Holmes	31	162	5.2	25	2	W, 28-24
126.	9/12/04	@	Denver	Priest Holmes	26	151	5.8	33t	3	L, 24-34
127.	9/26/04		Houston	Priest Holmes	32	134	4.2	18	0	L, 21-24
128.	10/4/04	@	Baltimore	Priest Holmes	33	125	3.8	16	2	W, 27-24
129.	10/24/04		Atlanta	Priest Holmes	22	139	6.3	16	4	W, 56-10
130.	10/31/04		Indianapolis	Priest Holmes	32	143	4.5	21t	3	W, 45-35
131.	11/14/04	@	New Orleans	Derrick Blaylock	33	186	5.6	24	1	L, 20-27
132.	12/5/04	@	Oakland	Larry Johnson	20	118	5.9	34	1	W, 34-27
133.	12/13/04	@	Tennessee	Larry Johnson	7	104	14.9	46t	2	W, 49-38
134.	12/19/04		Denver	Larry Johnson	30	151	5.0	32t	2	W, 45-17
135.	9/11/05		N.Y. Jets	Larry Johnson	9	110	12.2	35t	2	W, 27-7
136.	11/6/05		Oakland	Larry Johnson	22	107	4.9	15t	2	W, 27-23
137.	11/13/05	@	Buffalo	Larry Johnson	27	132	4.9	24	0	L, 3-13
138.	11/20/05	@	Houston	Larry Johnson	36	211	5.9	30	2	W, 45-17

	Date	Opponent	Player	Att.	Yds.	Avg.	LG	TD	Result
139.	11/27/05	New England	Larry Johnson	31	119	3.8	16	1	W, 26-16
140.	12/4/05	Denver	Larry Johnson	30	140	4.7	30	2	W, 31-27
141.	12/11/05	@ Dallas	Larry Johnson	26	143	5.5	26	3	L, 28-31
142.	12/17/05	@ N.Y. Giants	Larry Johnson	31	167	5.4	28	2	L, 17-27
143.	12/24/05	San Diego	Larry Johnson	32	131	4.1	21	1	W, 20-7
144.	1/1/06	Cincinnati	Larry Johnson	26	201	7.7	49t	3	W, 37-3
145.	9/17/06	@ Denver	Larry Johnson	27	126	4.7	24	0	L, 6-9 OT
146.	10/1/06	San Francisco	Larry Johnson	30	101	3.4	28	2	W, 41-0
147.	10/22/06	San Diego	Larry Johnson	28	132	4.7	22	2	W, 30-27
148.	10/29/06	Seattle	Larry Johnson	39	155	4.0	38	3	W, 35-28
149.	11/5/06	@ St. Louis	Larry Johnson	27	172	6.4	45	1	W, 31-17
150.	11/19/06	Oakland	Larry Johnson	31	154	5.0	18	2	W, 17-13
151.	11/23/06	Denver	Larry Johnson	34	157	4.6	21	1	W, 19-10
152.	12/3/06	@ Cleveland	Larry Johnson	28	110	3.9	24	0	L, 28-31 OT
153.	12/10/06	Baltimore	Larry Johnson	23	120	5.2	47	0	L, 10-20
154.	12/23/06	@ Oakland	Larry Johnson	31	135	4.4	19	1	W, 20-9
155.	12/31/06	Jacksonville	Larry Johnson	33	138	4.2	40	3	W, 35-30
156.	9/30/07	@ San Diego	Larry Johnson	25	123	4.9	37	0	W, 30-16
157.	10/14/07	Cincinnati	Larry Johnson	31	119	3.8	34	1	W, 27-20
158.	10/21/07	@ Oakland	Larry Johnson	24	112	4.7	54	1	W, 12-10
159.	11/25/07	Oakland	Kolby Smith	31	150	4.8	19	2	L, 17-20
160.	9/21/08	@ Atlanta	Larry Johnson	24	121	5.0	48	1	L, 14-38
161.	9/28/08	Denver	Larry Johnson	28	198	7.1	65	2	W, 33-19
162.	11/2/08	Tampa Bay	Jamaal Charles	18	106	5.9	22	0	L, 27-30 (OT)
163.	12/21/08	Miami	Larry Johnson	12	108	9.0	33	1	L, 31-38
164.	11/15/09	@ Oakland	Jamaal Charles	18	103	5.7	44	1	W, 16-10
165.	12/13/09	Buffalo	Jamaal Charles	20	143	7.2	76	1	L, 10-16
166.	12/20/09	Cleveland	Jamaal Charles	25	154	6.2	47	1	L, 34-41
167.	12/27/09	@ Cincinnati	Jamaal Charles	24	102	4.3	14	0	L, 10-17
168.	1/3/10	@ Denver	Jamaal Charles	25	259	10.4	56	2	W, 44-24
169.	10/17/10	@ Houston	Thomas Jones	19	100	5.3	19	1	L, 31-35
170.	10/24/10	Jacksonville	Thomas Jones	20	125	6.3	70	1	W, 42-20
171.	10/31/10	Buffalo	Jamaal Charles	22	177	8.0	32	0	W, 13-10 (OT)
172.	11/28/10	@ Seattle	Jamaal Charles	22	174	7.9	29	1	W, 42-24
173.	12/5/10	Denver	Jamaal Charles	21	116	5.5	16	0	W, 10-6
174.	12/19/10	@ St. Louis	Jamaal Charles	11	126	11.5	80	1	W, 27-13
175.	10/9/11	@ Indianapolis	Jackie Battle	19	119	6.3	24	0	W, 28-24
176.	9/23/12	@ New Orleans	Jamaal Charles	33	233	7.1	91t	1	W, 27-24 (OT)
177.	10/7/12	Baltimore	Jamaal Charles	31	140	4.5	25	0	L, 6-9
178.	11/12/12	@ Pittsburgh	Jamaal Charles	23	100	4.3	12t	1	L, 13-16
179.	11/25/12	Denver	Jamaal Charles	23	107	4.7	15	0	L, 9-17
180.	12/2/12	Carolina	Jamaal Charles	27	127	4.7	16	0	W, 27-21
181.	12/9/12	@ Cleveland	Jamaal Charles	18	165	9.2	80t	1	L, 7-30
182.	12/23/12	Indianapolis	Jamaal Charles	22	226	10.3	86t	1	L, 13-20
183.	12/23/12	Indianapolis	Peyton Hillis	15	101	6.7	16	0	

Notes: The Chiefs are 125-50-3 (.711) all-time in regular season games with an individual 100-yard rusher.
The Chiefs are 279-335-9 (.455) all-time in regular season games without an individual 100-yard rusher.

CAREER 100-YARD RUSHING GAMES

Player	100-Yard Games	Player	100-Yard Games	Player	100-Yard Games
1. Larry Johnson (2003-09)	30	15. Jack Spikes (1960-64)	2	Arnold Morgado (1977-80)	1
2. Priest Holmes (2001-07)	24	Mack Lee Hill (1964-65)	2	Mike Williams (1979-81)	1
3. Jamaal Charles (2008-12)	17	Bert Coan (1963-68)	2	James Hadnot (1980-83)	1
4. Christian Okoye (1987-92)	14	Robert Holmes (1968-71)	2	Billy Jackson (1981-84)	1
5. Abner Haynes (1960-65)	13	Warren McVea (1969-73)	2	Mike Pruitt (1985-86)	1
6. Ed Podolak (1967-77)	9	MacArthur Lane (1975-78)	2	Herman Heard (1984-89)	1
7. Mike Garrett (1966-70)	7	Ted McKnight (1977-81)	2	Harvey Williams (1991-93)	1
Barry Word (1990-92)	7	Kimble Anders (1991-00)	2	Donnell Bennett (1994-00)	1
9. Tony Reed (1977-80)	5	Thomas Jones (2010-11)	2	Bam Morris (1998-99)	1
Joe Delaney (1981-82)	5	24. Frank Jackson (1961-65)	1	Tony Richardson (1995-05)	1
11. Curtis McClinton (1962-69)	4	Wendell Hayes (1968-74)	1	Derrick Blaylock (2001-04)	1
Woody Green (1974-76)	4	Willie Ellison (1973-74)	1	Kolby Smith (2007-09)	1
Greg Hill (1994-97)	4	Jeff Kinney (1972-76)	1	Jackie Battle (2007-11)	1
14. Marcus Allen (1993-97)	3	Mark Bailey (1977-78)	1	Peyton Hillis (2012)	1

300-YARD PASSERS (85)

	Date	Opponent	Player	Att.	Comp.	Yds.	LG	TD	INT	Result
1.	10/2/60	N.Y. Titans	Cotton Davidson	31	19	333	72	1	1	L, 35-37
2.	12/18/60	Buffalo	Cotton Davidson	37	18	334	74t	2	0	W, 24-7
3.	11/3/61	@ Boston	Cotton Davidson	34	18	300	48t	2	2	L, 21-10
4.	10/12/62	@ Boston	Len Dawson	31	16	302	63t	2	2	W, 27-7
5.	10/4/64	Houston	Len Dawson	36	19	320	59	3	3	W, 28-7
6.	11/1/64	Denver	Len Dawson	38	23	435	66t	6	3	W, 49-39
7.	12/12/65	@ Buffalo	Len Dawson	37	23	356	67t	3	1	L, 25-34
8.	11/20/66	Boston	Len Dawson	38	25	324	26t	2	1	T, 27-27
9.	10/15/67	@ San Diego	Len Dawson	37	24	364	53	1	3	L, 31-45
10.	11/17/68	Boston	Len Dawson	31	17	333	90t	3	3	W, 31-17
11.	10/19/69	Miami	Mike Livingston	34	17	308	93t	1	1	W, 17-10
12.	11/10/74	San Diego	Len Dawson	44	26	381	84t	1	1	L, 7-14
13.	11/30/75	@ Baltimore	Len Dawson	36	25	307	51	2	2	L, 14-28
14.	10/3/76	@ Buffalo	Tony Adams	32	17	319	49t	2	3	L, 17-50
15.	10/10/76	@ Washington	Mike Livingston	29	15	332	38	2	2	W, 33-30
16.	12/21/80	@ Baltimore	Bill Kenney	28	17	316	75t	3	0	W, 38-28
17.	9/20/81	San Diego	Bill Kenney	41	22	303	33	1	5	L, 31-42
18.	9/18/83	@ Washington	Bill Kenney	46	20	330	52	0	2	L, 12-27
19.	10/16/83	N.Y. Giants	Bill Kenney	36	25	342	46t	4	1	W, 38-17
20.	10/30/83	@ Denver	Bill Kenney	52	27	365	35	1	2	L, 24-27
21.	11/20/83	@ Dallas	Bill Kenney	39	23	337	48t	2	2	L, 21-41
22.	11/27/83	@ Seattle	Bill Kenney	38	21	311	35	4	0	L, 48-51 OT
23.	12/4/83	Buffalo	Bill Kenney	43	22	306	40	0	2	L, 9-14
24.	12/11/83	@ San Diego	Bill Kenney	41	31	411	50t	4	1	L, 38-41
25.	10/28/84	Tampa Bay	Bill Kenney	46	26	332	56	2	2	W, 24-20
26.	12/9/84	Seattle	Bill Kenney	37	18	312	36	2	0	W, 34-7
27.	9/8/85	@ New Orleans	Bill Kenney	34	22	397	50	3	1	W, 47-27
28.	10/13/85	@ San Diego	Bill Kenney	36	24	304	40	2	2	L, 20-31
29.	10/25/87	@ San Diego	Bill Kenney	37	22	328	63t	2	1	L, 21-42
30.	12/27/87	Seattle	Bill Kenney	35	23	320	81t	3	0	W, 41-20
31.	10/2/88	@ N.Y. Jets	Steve DeBerg	34	17	312	80t	2	2	T, 17-17
32.	10/29/89	@ Pittsburgh	Steve DeBerg	36	24	338	50	1	2	L, 17-23
33.	9/17/90	@ Denver	Steve DeBerg	45	26	395	83t	2	0	L, 23-24
34.	12/2/90	@ New England	Steve DeBerg	21	15	331	86t	2	0	W, 37-7
35.	11/24/91	@ Cleveland	Steve DeBerg	50	30	319	36	1	2	L, 15-20
36.	10/4/92	@ Denver	Dave Krieg	31	22	301	50t	1	0	L, 19-20
37.	11/15/92	Washington	Dave Krieg	29	19	302	44t	2	1	W, 35-16
38.	9/4/94	@ New Orleans	Joe Montana	33	24	315	42	2	0	W, 30-17
39.	9/18/94	@ Atlanta	Joe Montana	39	28	361	35	2	2	W, 30-10
40.	10/9/94	@ San Diego	Joe Montana	55	37	310	25	0	1	L, 6-20
41.	10/17/94	@ Denver	Joe Montana	54	34	393	26	3	1	W, 31-28
42.	12/4/94	Denver	Steve Bono	37	18	323	62t	1	1	L, 17-20 OT
43.	12/12/94	@ Miami	Steve Bono	55	33	314	22t	2	3	L, 28-45
44.	10/9/95	San Diego	Steve Bono	41	27	329	38	2	0	W, 29-23 OT
45.	9/8/97	@ Oakland	Elvis Grbac	35	21	312	43t	2	0	W, 28-27
46.	11/9/97	@ Jacksonville	Rich Gannon	50	29	314	47	0	2	L, 10-24
47.	11/22/98	@ San Diego	Rich Gannon	33	20	304	41	1	1	L, 37-38
48.	11/21/99	Seattle	Elvis Grbac	49	30	320	29	0	1	L, 19-30
49.	10/29/00	@ Seattle	Elvis Grbac	35	22	342	59t	3	3	W, 24-19
50.	11/5/00	@ Oakland	Elvis Grbac	53	39	504	48t	2	2	L, 31-49
51.	11/19/00	Buffalo	Elvis Grbac	48	28	341	35	2	1	L, 17-21
52.	12/4/00	@ New England	Elvis Grbac	46	25	350	81t	3	1	L, 24-30
53.	12/10/00	Carolina	Elvis Grbac	44	31	315	24	1	2	W, 15-14
54.	9/30/01	@ Washington	Trent Green	26	21	307	35	3	0	W, 45-13
55.	10/21/01	@ Arizona	Trent Green	44	21	352	44	1	2	L, 16-24
56.	10/25/01	Indianapolis	Trent Green	43	22	324	35t	3	3	L, 28-35
57.	9/29/02	Miami	Trent Green	34	24	328	46	5	0	W, 48-30
58.	11/24/02	@ Seattle	Trent Green	34	26	343	64t	2	1	L, 32-39
59.	12/15/02	@ Denver	Trent Green	42	18	310	75t	2	0	L, 24-31
60.	12/22/02	San Diego	Trent Green	35	23	337	99t	3	1	W, 24-22
61.	10/12/03	@ Green Bay	Trent Green	45	27	400	67	3	0	W, 40-34 OT
62.	11/9/03	Cleveland	Trent Green	42	29	368	30	3	0	W, 41-20
63.	11/16/03	@ Cincinnati	Trent Green	42	28	313	23	2	0	L, 19-24
64.	12/7/03	@ Denver	Trent Green	47	34	397	42t	1	0	L, 27-45
65.	12/14/03	Detroit	Trent Green	25	20	341	63t	3	0	W, 45-17
66.	10/17/04	@ Jacksonville	Trent Green	33	23	315	52	2	1	L, 16-22
67.	10/31/04	Indianapolis	Trent Green	34	27	389	52	3	0	W, 45-35
68.	11/7/04	@ Tampa Bay	Trent Green	42	32	369	59	3	2	L, 31-34

	Date	Opponent	Player	Att.	Comp.	Yds.	LG	TD	INT	Result
69.	11/14/04	@ New Orleans	Trent Green	33	22	311	29	1	2	L, 20-27
70.	11/22/04	New England	Trent Green	42	27	381	65t	2	1	L, 19-27
71.	12/5/04	@ Oakland	Trent Green	35	23	340	70t	3	1	W, 34-27
72.	12/25/04	Oakland	Trent Green	45	32	358	26t	2	1	W, 31-30
73.	1/2/05	@ San Diego	Trent Green	53	33	373	40	1	4	L, 17-24
74.	10/30/05	@ San Diego	Trent Green	43	31	347	36	2	0	L, 20-28
75.	11/27/05	New England	Trent Green	26	19	323	52t	1	0	W, 26-16
76.	12/11/05	@ Dallas	Trent Green	32	20	340	47t	1	0	L, 28-31
77.	1/1/06	Cincinnati	Trent Green	29	23	344	55	1	0	W, 37-3
78.	10/29/06	Seattle	Damon Huard	25	17	312	51	1	0	W, 35-28
79.	12/23/07	@ Detroit	Damon Huard	36	24	305	34t	2	0	L, 20-25
80.	12/21/08	Miami	Tyler Thigpen	41	20	320	75	2	3	L, 31-38
81.	12/20/09	Cleveland	Matt Cassel	40	22	331	39	2	0	L, 34-41
82.	11/14/10	@ Denver	Matt Cassel	53	33	469	36	4	0	L, 29-49
83.	12/26/10	Tennessee	Matt Cassel	34	24	314	75t	3	0	W, 34-14
84.	12/24/11	Oakland	Kyle Orton	36	21	300	49	1	0	L, 13-16 OT
85.	9/16/12	@ Buffalo	Matt Cassel	42	23	301	33t	2	1	L, 17-35

CAREER 300-YARD PASSING GAMES

Player	Games	Record	Player	Games	Record
1. Trent Green (2001-06)	24	11-13 (.450)	10. Mike Livingston (1968-79)	2	2-0 (.500)
2. Bill Kenney (1979-88)	15	6-9 (.400)	Dave Krieg (1992-93)	2	1-1 (.500)
3. Len Dawson (1962-75)	9	4-4-1 (.500)	Rich Gannon (1995-98)	2	0-2 (.000)
4. Elvis Grbac (1997-00)	7	3-4 (.429)	Damon Huard (2004-08)	2	1-1 (.500)
5. Steve DeBerg (1988-91)	5	1-3-1 (.300)	14. Tony Adams (1975-78)	1	0-1 (.000)
6. Joe Montana (1993-94)	4	3-1 (.750)	Tyler Thigpen (2007-09)	1	0-1 (.000)
Matt Cassel (2009-12)	4	1-3 (.250)	Kyle Orton (2011)	1	0-1 (.000)
8. Cotton Davidson (1960-61)	3	1-2 (.333)			
Steve Bono (1994-96)	3	1-2 (.333)			

OPPONENTS' SUPERLATIVES

100-YARD RECEIVERS (216)

	Date	Opponent	Player	Rec.	Yds.	Avg.	LG	TD	Result
1.	9/10/60	@ L.A. Chargers	Ralph Anderson	5	103	20.6	46t	1	L, 20-21
2.	10/16/60	@ Houston	Bill Groman	10	140	14.0	21	1	L, 10-20
3.	11/6/60	@ Buffalo	Elbert Dubenion	8	161	20.1	43	1	W, 45-28
4.	11/24/60	@ N.Y. Titans	Don Maynard	10	179	17.9	45t	1	L, 35-41
5.	10/1/61	Houston	Charley Hennigan	3	101	33.7	63t	1	W, 26-21
6.	10/8/61	@ Denver	Lionel Taylor	7	120	17.1	34	1	W, 19-12
7.	10/15/61	@ Buffalo	Glenn Bass	4	159	39.8	76t	1	L, 24-27
8.	10/22/61	@ Houston	Bill Groman	4	123	30.8	80t	2	L, 7-38
9.	10/22/61	@ Houston	Charley Hennigan	4	108	27.0	66t	1	
10.	11/19/61	@ San Diego	Dave Kocourek	7	169	24.1	61t	1	L, 14-24
11.	11/19/61	@ San Diego	Don Norton	6	120	20.0	42	0	
12.	12/3/61	@ N.Y. Titans	Dick Christy	6	145	24.2	68	0	L, 7-28
13.	10/21/62	N.Y. Titans	Art Powell	7	134	19.1	49	1	W, 20-17
14.	10/21/62	N.Y. Titans	Don Maynard	4	102	25.5	62	0	
15.	12/2/62	@ Buffalo	Ernie Warlick	9	117	13.0	20	1	L, 14-23
16.	12/9/62	Denver	Lionel Taylor	7	110	15.7	41	0	W, 17-10
17.	9/22/63	@ Buffalo	Elbert Dubenion	5	100	20.0	28	0	T, 27-27
18.	10/20/63	San Diego	Lance Alworth	9	232	25.8	72t	2	L, 17-38
19.	11/17/63	@ Boston	Tony Romeo	10	149	14.9	39	1	T, 24-24
20.	11/17/63	@ Boston	Jim Coclough	9	137	15.2	38	0	
21.	10/18/64	Buffalo	Elbert Dubenion	5	122	24.4	55t	2	L, 22-35
22.	11/1/64	Denver	Hewritt Dixon	5	121	24.2	62t	1	W, 49-39
23.	11/1/64	Denver	Al Denson	3	113	37.7	82t	1	
24.	11/15/64	San Diego	Lance Alworth	5	169	33.8	59	1	L, 14-28
25.	11/22/64	Houston	Charley Hennigan	8	111	13.9	30	2	W, 28-19
26.	11/14/65	San Diego	Lance Alworth	6	181	30.2	52	1	W, 31-7
27.	12/12/65	@ Buffalo	Bo Roberson	6	127	21.2	66t	2	L, 25-34
28.	10/16/66	Oakland	Hewritt Dixon	5	129	25.8	76t	2	L, 13-34
29.	11/6/66	San Diego	Lance Alworth	6	101	16.8	46t	2	W, 24-14
30.	11/20/66	Boston	Art Graham	11	134	12.2	38t	2	T, 27-27
31.	10/8/67	Miami	Jack Clancy	6	102	17.0	28	0	W, 41-0
32.	10/15/67	San Diego	Gary Garrison	4	108	27.0	50	0	L, 31-45
33.	10/29/67	Denver	Al Denson	4	107	26.8	48t	1	W, 52-9
34.	11/5/67	N.Y. Jets	Bill Mathis	9	135	15.0	30	1	W, 42-18
35.	11/23/67	Oakland	Fred Biletnikoff	6	158	26.3	56	1	L, 22-44
36.	12/17/67	@ Denver	Eric Crabtree	6	129	21.5	76	1	W, 38-24
37.	9/9/68	@ Houston	Alvin Reed	4	107	26.8	46	0	W, 26-21
38.	9/15/68	N.Y. Jets	Don Maynard	8	203	25.4	57t	2	L, 19-20
39.	9/22/68	Denver	Eric Crabtree	7	113	16.1	46	0	W, 34-2
40.	10/5/68	@ Buffalo	Haven Moses	5	108	21.6	41	1	W, 18-7
41.	11/3/68	@ Oakland	Fred Biletnikoff	6	129	21.5	82	0	L, 21-38
42.	11/28/68	Houston	Jim Beirne	4	103	25.8	66t	1	W, 24-10
43.	12/14/68	@ Denver	Mike Haffner	4	122	30.5	52	1	W, 30-7
44.	11/16/69	@ N.Y. Jets	Don Maynard	9	137	15.2	29	1	W, 34-16
45.	10/25/70	Dallas	Bob Hayes	2	100	50.0	89t	1	L, 16-27
46.	11/8/70	Houston	Roy Hopkins	6	101	16.8	43	0	W, 24-9
47.	12/20/70	@ San Diego	Gary Garrison	5	149	29.8	67	0	L, 13-31
48.	10/24/71	Washington	Charley Taylor	7	125	17.9	49	2	W, 27-20
49.	10/31/71	@ Oakland	Fred Biletnikoff	7	128	18.3	29	1	T, 20-20
50.	11/21/71	Denver	Jerry Simmons	6	153	25.5	47	0	W, 28-10
51.	11/5/72	Oakland	Fred Biletnikoff	10	114	11.4	21	0	W, 27-14
52.	10/21/73	@ Cincinnati	Isaac Curtis	8	106	13.3	21	0	L, 6-14
53.	11/25/73	@ Denver	Haven Moses	5	108	21.6	40t	2	L, 10-14
54.	9/21/75	@ Denver	Rick Upchurch	3	153	51.0	90t	1	L, 33-37
55.	11/2/75	Houston	Ken Burrough	7	177	25.3	77t	2	L, 13-17
56.	12/14/75	@ Cleveland	Reggie Rucker	6	130	21.7	40t	1	L, 14-20
57.	10/10/76	@ Washington	Frank Grant	8	138	17.3	37	1	W, 33-30
58.	10/17/76	@ Miami	Nat Moore	5	106	21.2	39	0	W, 20-17 OT
59.	10/17/76	@ Miami	Howard Twilley	8	104	13.0	20	1	
60.	10/3/77	Oakland	Dave Casper	7	101	14.4	26	0	L, 28-37
61.	10/1/78	@ Buffalo	Bob Chandler	7	116	16.6	44	2	L, 13-28
62.	11/5/78	Oakland	Dave Casper	7	112	16.0	34	0	L, 10-20
63.	11/12/78	@ San Diego	John Jefferson	7	130	18.6	46t	2	L, 23-29 OT
64.	12/3/78	Buffalo	Frank Lewis	7	126	18.0	40t	1	W, 14-10
65.	12/10/78	@ Denver	Riley Odoms	7	165	23.6	34t	2	L, 3-24
66.	9/2/79	Baltimore	Joe Washington	13	130	10.0	31	0	W, 14-10

	Date	Opponent	Player	Rec.	Yds.	Avg.	LG	TD	Result
67.	10/14/79	Denver	Haven Moses	4	107	26.8	56	1	L, 10-24
68.	10/21/79	N.Y. Giants	Ernest Gray	4	107	26.8	53t	1	L, 17-21
69.	10/28/79	@ Denver	Riley Odoms	7	114	16.3	26	0	L, 3-20
70.	11/25/79	@ San Diego	Charlie Joiner	9	123	13.7	24t	1	L, 7-28
71.	12/2/79	Seattle	Steve Largent	9	120	13.3	28	0	W, 37-21
72.	9/21/80	@ Cleveland	Charles White	7	100	14.3	31t	1	L, 13-20
73.	9/6/81	@ Pittsburgh	John Stallworth	6	107	17.8	28	0	W, 37-33
74.	9/27/81	@ Seattle	David Hughes	12	103	8.6	22	0	W, 20-14
75.	10/4/81	@ New England	Stanley Morgan	4	118	29.5	66t	1	L, 17-33
76.	10/18/81	Denver	Rick Upchurch	5	138	27.6	63	0	W, 28-14
77.	12/6/81	@ Denver	Steve Watson	2	103	51.5	86	0	L, 13-16
78.	12/5/82	@ Pittsburgh	John Stallworth	4	107	26.8	74t	2	L, 14-35
79.	12/12/82	L.A. Raiders	Cliff Branch	5	111	22.2	42	0	L, 16-21
80.	12/26/82	San Francisco	Dwight Clark	4	104	26.0	51	0	L, 13-26
81.	10/16/83	N.Y. Giants	Ernest Gray	8	111	13.9	31	0	W, 38-17
82.	10/30/83	@ Denver	Rick Upchurch	6	143	23.8	36	0	L, 24-27
83.	10/30/83	@ Denver	Steve Watson	6	121	20.2	46t	1	
84.	11/13/83	Cincinnati	Cris Collinsworth	7	118	16.9	32	1	W, 20-15
85.	12/11/83	@ San Diego	Kellen Winslow	14	162	11.6	37t	3	L, 38-41
86.	9/2/84	@ Pittsburgh	Louis Lipps	6	183	30.5	80t	2	W, 37-27
87.	9/2/84	@ Pittsburgh	John Stallworth	8	167	20.9	51	1	
88.	9/16/84	L.A. Raiders	Malcolm Barnwell	8	129	16.1	42	0	L, 20-22
89.	10/28/84	Tampa Bay	Kevin House	10	100	10.0	18	1	W, 24-20
90.	10/11/84	Houston	Tim Smith	8	107	13.4	25	0	L, 16-17
91.	9/12/85	L.A. Raiders	Todd Christensen	11	116	10.5	30	1	W, 36-20
92.	10/13/85	@ San Diego	Charlie Joiner	6	118	19.7	39t	1	L, 20-31
93.	11/10/85	Pittsburgh	John Stallworth	7	126	18.0	41	1	L, 28-36
94.	12/1/85	@ Seattle	Steve Largent	7	101	14.4	31	1	L, 6-24
95.	12/14/85	@ Denver	Vance Johnson	6	116	19.3	48	1	L, 13-14
96.	9/13/87	San Diego	Lionel James	6	100	16.7	26	0	W, 20-13
97.	10/18/87	Denver*	Bobby Micho	9	105	11.7	26t	2	L, 17-26
98.	12/13/87	L.A. Raiders	James Lofton	5	112	22.4	42	0	W, 16-10
99.	10/2/88	@ N.Y. Jets	Mickey Shuler	12	152	12.7	24	0	T, 17-17
100.	12/4/88	N.Y. Jets	Al Toon	5	102	20.4	42	1	W, 38-34
101.	10/29/89	@ Pittsburgh	Louis Lipps	7	130	18.6	64t	2	L, 17-23
102.	12/3/89	Miami	Mark Clayton	9	128	14.2	47	1	W, 26-21
103.	12/24/89	@ Miami	Mark Clayton	6	102	17.0	35	1	W, 27-24
104.	9/17/90	@ Denver	Vance Johnson	6	150	25.0	49	0	L, 23-24
105.	10/14/90	Detroit	Barry Sanders	5	135	27.0	47t	1	W, 43-24
106.	12/16/90	Houston	Haywood Jeffries	9	245	27.2	87t	1	L, 10-27
107.	10/13/91	Miami	Tony Martin	4	104	26.0	54	0	W, 42-7
108.	10/28/91	L.A. Raiders	Mervyn Fernandez	3	107	35.7	59	0	W, 24-21
109.	11/10/91	@ L.A. Rams	Henry Ellard	8	160	20.0	27	1	W, 27-20
110.	10/4/92	@ Denver	Shannon Sharpe	9	118	13.1	48	0	L, 19-20
111.	9/20/93	Denver	Derek Russell	6	104	17.3	36	0	W, 15-7
112.	10/17/93	@ San Diego	Anthony Miller	6	105	17.5	43	1	W, 17-14
113.	10/31/93	@ Miami	Michael Ingram	4	103	25.8	77t	1	L, 10-30
114.	9/4/94	@ New Orleans	Quinn Early	8	101	12.6	30	0	W, 30-17
115.	9/18/94	@ Atlanta	Terrance Mathis	13	123	9.5	21	0	W, 30-10
116.	10/30/94	@ Buffalo	Andre Reed	5	106	21.2	57	2	L, 10-44
117.	11/27/94	@ Seattle	Brian Blades	7	141	20.1	34	0	L, 9-10
118.	9/3/95	@ Seattle	Brian Blades	8	107	13.4	23	1	W, 34-10
119.	9/10/95	N.Y. Giants	Chris Calloway	5	100	20.0	37	1	W, 20-17 OT
120.	11/23/95	@ Dallas	Michael Irvin	11	121	11.0	33t	1	L, 12-24
121.	12/3/95	@ Oakland	Tim Brown	10	150	15.0	30	1	W, 29-23
122.	9/22/96	Denver	Shannon Sharpe	9	131	14.6	29	0	W, 17-14
123.	10/7/96	Pittsburgh	Charles Johnson	6	125	20.8	45	0	L, 7-17
124.	11/24/96	San Diego	Tony Martin	5	148	29.6	55	2	L, 14-28
125.	11/28/96	@ Detroit	Brett Perriman	8	131	16.4	44	0	W, 28-24
126.	12/15/96	Indianapolis	Marvin Harrison	6	103	17.2	37t	3	L, 19-24
127.	8/31/97	@ Denver	Rod Smith	5	122	24.4	78	0	L, 3-19
128.	9/8/97	@ Oakland	Tim Brown	11	155	14.1	26	0	W, 28-27
129.	9/14/97	Buffalo	Andre Reed	4	113	28.3	77t	1	W, 22-16
130.	9/21/97	@ Carolina	Rae Carruth	8	110	13.8	36	0	W, 35-14
131.	11/9/97	@ Jacksonville	Jimmy Smith	4	112	28.0	75	0	L, 10-24
132.	11/16/97	Denver	Rod Smith	7	114	16.3	43	0	W, 24-22
133.	11/1/98	N.Y. Jets	Wayne Chrebet	6	101	16.8	56	0	L, 17-20
134.	11/29/98	Arizona	Frank Sanders	6	100	16.7	40	0	W, 34-24
135.	12/6/98	@ Denver	Rod Smith	8	165	20.6	58	0	L, 31-35
136.	12/6/98	@ Denver	Ed McCaffrey	6	103	17.2	48	1	

	Date	Opponent	Player	Rec.	Yds.	Avg.	LG	TD	Result
137.	12/26/98	@ Oakland	Tim Brown	10	140	14.0	27	1	W, 31-24
138.	10/10/99	New England	Tony Simmons	7	107	15.3	39	0	W, 16-14
139.	11/14/99	@ Tampa Bay	Jacquez Green	7	164	23.4	54	1	L, 10-17
140.	11/21/99	Seattle	Sean Dawkins	5	114	22.8	45t	1	L, 19-30
141.	12/5/99	@ Denver	Rod Smith	8	106	13.3	34	0	W, 16-10
142.	1/2/00	Oakland	Tim Brown	6	122	20.3	42	0	L, 38-41 OT
143.	9/3/00	Indianapolis	Marvin Harrison	9	115	12.8	31	0	L, 14-27
144.	9/10/00	@ Tennessee	Kevin Dyson	6	104	17.3	30t	1	L, 14-17 OT
145.	9/24/00	@ Denver	Rod Smith	8	134	16.8	25	0	W, 23-22
146.	10/22/00	St. Louis	Isaac Bruce	8	129	16.1	42	2	W, 54-34
147.	12/4/00	@ New England	Troy Brown	12	119	9.9	23	1	L, 24-30
148.	12/10/00	Carolina	Mushin Muhammad	8	102	12.8	23	0	W, 15-14
149.	12/17/00	@ Denver	Rod Smith	6	101	16.8	34	0	W, 20-17
150.	9/9/01	Oakland	Tim Brown	8	133	16.6	33t	1	L, 24-27
151.	10/7/01	@ Denver	Rod Smith	8	110	13.8	32	1	L, 6-20
152.	10/21/01	@ Arizona	David Boston	7	131	18.7	49	1	L, 16-24
153.	12/16/01	Denver	Rod Smith	8	100	12.5	21	1	W, 26-23 OT
154.	12/30/01	@ Jacksonville	Keenan McCardell	7	132	18.9	44	1	W, 30-26
155.	9/8/02	@ Cleveland	Quincy Morgan	9	151	16.8	44t	2	W, 40-39
156.	9/22/02	@ New England	Troy Brown	16	176	11.0	38	1	L, 38-41 OT
157.	9/22/02	@ New England	David Patten	7	108	15.4	38t	1	
158.	9/29/02	Miami	Chris Chambers	6	102	17.0	38	0	W, 48-30
159.	10/6/02	@ N.Y. Jets	Laveranues Coles	8	116	14.5	21	0	W, 29-25
160.	10/13/02	@ San Diego	Curtis Conway	8	129	16.1	25	0	L, 34-35
161.	10/20/02	Denver	Shannon Sharpe	12	214	17.8	82t	2	L, 34-37 OT
162.	10/27/02	Oakland	Tim Brown	13	144	11.1	25	0	W, 20-10
163.	11/24/02	@ Seattle	Koren Robinson	8	168	21.0	44	1	L, 32-39
164.	9/14/03	Pittsburgh	Hines Ward	9	146	16.2	50	0	W, 41-20
165.	9/14/03	Pittsburgh	Plaxico Burress	7	115	16.4	33t	1	
166.	9/21/03	@ Houston	Andre Johnson	7	102	14.6	43t	2	W, 42-14
167.	10/5/03	Denver	Rod Smith	8	131	16.4	21	0	W, 24-23
168.	11/16/03	@ Cincinnati	Peter Warrick	7	114	19.0	77t	1	L, 19-24
169.	12/20/03	@ Minnesota	Randy Moss	7	111	15.9	30t	2	L, 20-45
170.	10/31/04	Indianapolis	Reggie Wayne	6	119	19.8	41t	2	W, 45-35
171.	10/31/04	Indianapolis	Marvin Harrison	5	119	23.8	52t	2	
172.	11/14/04	@ New Orleans	Joe Horn	5	167	33.4	57	1	L, 20-27
173.	11/22/04	New England	Deion Branch	6	105	17.5	26t	1	L, 19-27
174.	12/5/04	@ Oakland	Ronald Curry	9	141	15.7	34t	2	W, 34-27
175.	12/13/04	@ Tennessee	Drew Bennett	12	233	19.4	42t	3	W, 49-38
176.	9/11/05	N.Y. Jets	Chris Baker	7	124	17.7	33	1	W, 27-7
177.	9/18/05	@ Oakland	Randy Moss	5	127	25.4	64t	1	W, 23-17
178.	10/2/05	Philadelphia	Terrell Owens	11	171	15.5	30	1	L, 31-37
179.	10/16/05	Washington	Santana Moss	10	173	17.3	78t	2	W, 28-21
180.	10/30/05	@ San Diego	Antonio Gates	10	145	14.5	45t	3	L, 20-28
181.	12/11/05	@ Dallas	Terry Glenn	6	138	23.0	71t	1	L, 28-31
182.	11/5/06	@ St. Louis	Steven Jackson	13	133	10.2	20	0	W, 31-17
183.	12/10/06	Baltimore	Mark Clayton	5	112	22.4	87t	1	L, 10-20
184.	12/23/06	@ Oakland	Ronald Curry	11	106	9.6	24	0	W, 20-9
185.	12/31/06	Jacksonville	Matt Jones	5	104	20.8	39	0	W, 35-30
186.	9/9/07	@ Houston	Andre Johnson	7	142	20.3	77t	1	L, 3-20
187.	10/14/07	Cincinnati	T.J. Houshmandzadeh	8	145	18.1	42t	2	W, 27-20
188.	12/9/07	@ Denver	Brandon Marshall	10	115	11.5	22	2	L, 7-41
189.	9/7/08	@ New England	Randy Moss	6	116	19.3	51	1	L, 10-17
190.	9/21/08	@ Atlanta	Roddy White	5	119	23.8	70t	1	L, 14-38
191.	9/28/08	Denver	Eddie Royal	9	104	11.6	28	0	W, 33-19
192.	10/26/08	@ N.Y. Jets	Jerricho Cotchery	9	102	11.3	24	0	L, 24-28
193.	11/2/08	Tampa Bay	Antonio Bryant	8	115	14.4	24t	1	L, 27-30 OT
194.	11/16/08	New Orleans	Lance Moore	8	102	12.8	47t	1	L, 20-30
195.	11/23/08	Buffalo	Lee Evans	5	110	22.0	51	0	L, 31-54
196.	9/27/09	@ Philadelphia	DeSean Jackson	6	149	24.8	64	1	L, 14-34
197.	9/27/09	@ Philadelphia	Brent Celek	8	104	13.0	35	1	
198.	10/4/09	N.Y. Giants	Steve Smith	11	134	12.2	25	2	L, 16-27
199.	10/11/09	Dallas	Miles Austin	10	250	25.0	60	2	L, 20-26 OT
200.	10/25/09	San Diego	Vincent Jackson	5	142	28.4	51	1	L, 7-37
201.	11/8/09	@ Jacksonville	Mike Sims-Walker	6	147	24.5	61	1	L, 21-24
202.	11/22/09	Pittsburgh	Hines Ward	10	128	12.8	33	1	W, 27-24 OT
203.	11/29/09	@ San Diego	Antonio Gates	7	118	16.9	22	2	L, 14-43
204.	1/3/10	@ Denver	Jabar Gaffney	14	213	15.2	29	0	W, 44-24
205.	9/13/10	San Diego	Legedu Naanee	5	110	22.0	59t	1	W, 21-14
206.	9/26/10	San Francisco	Frank Gore	9	102	11.3	41	0	W, 31-10

	Date	Opponent	Player	Rec.	Yds.	Avg.	LG	TD	Result
207.	10/17/10	@ Houston	Andre Johnson	8	138	17.3	44	1	L, 31-35
208.	11/7/10	@ Oakland	Jacoby Ford	6	148	24.7	47	0	L, 20-23 OT
209.	11/28/10	@ Seattle	Ben Obomanu	5	159	31.8	87t	1	W, 42-24
210.	10/9/11	@ Indianapolis	Pierre Garçon	5	125	25.0	67t	2	W, 28-24
211.	10/31/11	San Diego	Malcom Floyd	5	107	21.4	39	0	W, 23-20 OT
212.	11/6/11	Miami	Brandon Marshall	8	106	13.3	30	1	L, 3-31
213.	9/9/12	Atlanta	Julio Jones	6	108	18.0	31	2	L, 24-40
214.	10/14/12	@ Tampa Bay	Mike Williams	4	113	28.3	62t	1	L, 10-38
215.	12/2/12	Carolina	Steve Smith	5	120	24.0	53	1	W, 27-21
216.	12/30/12	@ Denver	Demaryius Thomas	7	122	17.4	36	1	L, 3-38

* Replacement game

CAREER 100-YARD RECEIVING GAMES

Player	Team	100-Yard Games	Player	Team	100-Yard Games
1. Rod Smith	Denver	9	Marvin Harrison	Indianapolis	3
2. Tim Brown	Oakland/L.A. Raiders	6	Charley Hennigan	Houston	3
3. Fred Biletnikoff	Oakland	4	Andre Johnson	Houston	3
Don Maynard	N.Y. Jets/Titans	4	Haven Moses	Buffalo/Denver	3
John Stallworth	Pittsburgh	4	Randy Moss	Min./Oak./N.E.	3
6. Lance Alworth	San Diego	3	Shannon Sharpe	Denver	3
Elbert Dubenion	Buffalo	3	Rick Upchurch	Denver	3

100-YARD RUSHERS (174)

	Date	Opponent	Player	Rec.	Yds.	Avg.	LG	TD	Result
1.	9/10/61	San Diego	Paul Lowe	13	108	8.3	87t	1	L, 10-26
2.	11/4/62	Houston	Charles Tolar	24	110	4.6	23	0	L, 6-14
3.	10/20/63	San Diego	Keith Lincoln	10	127	12.7	76t	1	L, 17-38
4.	11/3/63	Oakland	Clem Daniels	31	122	3.9	25	0	L, 7-10
5.	12/20/64	N.Y. Jets	Matt Snell	16	103	6.4	23	1	W, 24-7
6.	11/28/65	Houston	Ode Burrell	14	121	8.6	48t	2	W, 52-21
7.	11/20/66	Boston	Jim Nance	22	107	4.9	13	0	T, 27-27
8.	9/9/67	@ Houston	Hoyle Granger	13	101	7.7	18	1	W, 25-20
9.	10/15/67	@ San Diego	Dick Post	15	124	8.3	67t	1	L, 31-45
10.	11/19/67	San Diego	Dick Post	18	108	6.0	22	1	L, 16-17
11.	11/10/68	@ Cincinnati	Paul Robinson	24	115	4.8	36	0	W, 16-9
12.	10/25/70	Dallas	Duane Thomas	20	134	6.7	47t	2	L, 16-27
13.	9/17/72	Miami	Larry Csonka	21	118	5.6	17	1	L, 10-20
14.	11/12/72	@ Pittsburgh	Franco Harris	17	134	7.9	45	1	L, 7-16
15.	9/16/73	L.A. Rams	Jim Bertelsen	28	143	5.1	49	0	L, 13-23
16.	9/16/73	L.A. Rams	Lawrence McCutcheon	21	120	5.7	19	0	
17.	10/14/73	@ Green Bay	John Brockington	15	106	7.1	33	0	T, 10-10
18.	10/21/73	@ Cincinnati	Boobie Clark	26	104	4.0	11	1	L, 6-14
19.	11/29/73	@ Buffalo	O.J. Simpson	39	157	4.0	22	2	L, 14-23
20.	12/2/73	Cleveland	Greg Pruitt	15	110	7.3	65t	1	T, 20-20
21.	12/8/73	@ Oakland	Marv Hubbard	25	115	4.6	31t	1	L, 7-37
22.	9/15/74	N.Y. Jets	John Riggins	22	116	5.3	29	0	W, 24-16
23.	10/27/74	@ San Diego	Don Woods	22	154	7.0	53	1	W, 24-14
24.	9/28/75	N.Y. Jets	John Riggins	27	145	5.4	20	2	L, 24-30
25.	9/28/75	N.Y. Jets	Carl Garrett	16	135	8.4	40	1	
26.	11/16/75	@ Pittsburgh	Franco Harris	17	119	7.0	29	0	L, 3-28
27.	11/30/75	@ Baltimore	Lydell Mitchell	26	178	6.8	70t	1	L, 14-28
28.	12/7/75	San Diego	Rickey Young	25	124	4.9	14	2	L, 20-28
29.	12/14/75	@ Cleveland	Greg Pruitt	26	214	8.2	50	3	L, 14-20
30.	9/26/76	New Orleans	Tony Galbreath	14	146	10.5	74t	2	L, 17-27
31.	9/26/76	New Orleans	Chuck Muncie	25	126	5.0	33t	0	
32.	10/3/76	@ Buffalo	O.J. Simpson	24	130	5.4	49	2	L, 17-50
33.	10/3/76	@ Buffalo	Jeff Kinney	17	114	6.7	18	1	
34.	10/24/76	Denver	Otis Armstrong	16	101	6.3	22	1	L, 26-35
35.	11/7/76	Pittsburgh	Franco Harris	23	117	5.1	25t	2	L, 0-45
36.	11/7/76	Pittsburgh	Rocky Bleier	15	102	6.8	23	0	
37.	11/21/76	Cincinnati	Archie Griffin	13	139	10.1	77t	1	L, 24-27
38.	9/18/77	@ New England	Sam Cunningham	23	105	4.6	11	0	L, 17-21
39.	10/3/77	Oakland	Mark van Eeghen	24	116	4.8	26	0	L, 28-37
40.	10/3/77	Oakland	Clarence Davis	15	102	6.8	37t	2	
41.	10/30/77	@ Cleveland	Greg Pruitt	18	153	8.5	78t	1	L, 7-44
42.	11/13/77	@ Chicago	Walter Payton	33	192	5.8	32	3	L, 27-28
43.	11/20/77	Denver	Otis Armstrong	21	120	5.7	17	0	L, 7-14
44.	11/27/77	@ Houston	Rob Carpenter	14	149	10.6	77	0	L, 20-34
45.	11/27/77	@ Houston	Ronnie Coleman	15	101	6.6	22	0	
46.	9/10/78	Houston	Earl Campbell	22	111	5.0	22	2	L, 17-20
47.	11/5/78	Oakland	Arthur Whittington	26	134	5.1	25t	1	L, 10-20
48.	11/12/78	@ San Diego	Lydell Mitchell	29	144	5.0	25	0	L, 23-29 OT
49.	12/17/78	@ Seattle	Al Hunter	27	133	4.9	55t	2	L, 19-23
50.	9/16/79	@ Houston	Earl Campbell	32	131	4.1	22	1	L, 6-20
51.	12/16/79	@ Tampa Bay	Ricky Bell	39	137	3.5	14	0	L, 0-3
52.	10/12/80	Houston	Earl Campbell	38	178	4.7	22	1	W, 21-20
53.	10/26/80	Detroit	Billy Sims	28	155	5.5	45t	2	W, 20-17
54.	11/16/80	@ San Diego	Mike Thomas	27	109	4.0	13	2	L, 7-20
55.	11/23/80	@ St. Louis	Ottis Anderson	16	107	6.7	44	1	W, 21-13
56.	11/30/80	Cincinnati	Pete Johnson	17	112	6.6	57t	1	L, 6-20
57.	11/21/82	@ New Orleans	George Rogers	33	123	3.7	18	1	L, 17-27
58.	11/28/82	@ L.A. Rams	Wendell Tyler	25	138	5.5	24	2	L, 14-20
59.	9/12/83	San Diego	Chuck Muncie	27	110	4.1	16	1	L, 14-17
60.	10/2/83	St. Louis	Ottis Anderson	21	106	5.0	39t	1	W, 38-14
61.	11/20/83	@ Dallas	Tony Dorsett	18	108	6.0	32t	2	L, 21-41
62.	11/27/83	@ Seattle	Curt Warner	32	207	6.5	28t	3	L, 48-51 OT
63.	12/4/83	Buffalo	Joe Cribbs	36	185	5.1	24	0	L, 9-14
64.	9/23/84	@ Denver	Sammy Winder	31	139	4.4	13	1	L, 0-21
65.	10/7/84	N.Y. Jets	Freeman McNeil	19	107	5.6	16	0	L, 16-17
66.	11/11/84	Houston	Larry Moriarty	29	117	4.0	9	0	L, 16-17
67.	10/6/85	@ L.A. Raiders	Marcus Allen	29	126	4.3	20	0	L, 10-19
68.	11/3/85	@ Houston	Butch Woolfolk	14	101	7.2	43	1	L, 20-23

	Date	Opponent	Player	Att.	Yds.	Avg.	LG	TD	Result
69.	11/17/85	@ San Francisco	Wendell Tyler	16	111	6.9	21	0	L, 3-31
70.	12/8/85	Atlanta	Gerald Riggs	26	197	7.6	50	1	W, 38-10
71.	10/26/86	Tampa Bay	James Wilder	25	110	4.4	24	1	W, 27-20
72.	11/2/86	@ San Diego	Gary Anderson	25	100	4.0	13	0	W, 24-23
73.	11/30/86	Buffalo	Robb Riddick	27	118	4.4	13	0	L, 14-17
74.	9/20/87	@ Seattle	John L. Williams	15	112	7.5	48	1	L, 14-43
75.	11/8/87	Pittsburgh	Earnest Jackson	23	125	5.4	28	0	L, 16-17
76.	11/15/87	N.Y. Jets	Freeman McNeil	26	184	7.1	30	0	L, 9-16
77.	9/25/88	San Diego	Gary Anderson	23	131	5.7	30t	1	L, 23-24
78.	10/2/88	@ N.Y. Jets	Freeman McNeil	22	154	7.0	28	0	T, 17-17
79.	10/9/88	@ Houston	Mike Rozier	27	141	5.2	13	0	L, 6-7
80.	12/11/88	@ N.Y. Giants	Joe Morris	31	140	4.5	16	0	L, 12-28
81.	12/18/88	@ San Diego	Gary Anderson	34	217	6.4	36	1	L, 13-24
82.	12/17/89	San Diego	Marion Butts	39	176	4.5	17	0	L, 13-20
83.	9/17/90	@ Denver	Bobby Humphrey	19	132	6.9	37t	2	L, 23-24
84.	9/29/91	@ San Diego	Rod Bernstine	26	112	4.3	15	1	W, 14-13
85.	11/17/91	Denver	Gaston Green	24	133	5.5	60t	1	L, 20-24
86.	10/25/92	Pittsburgh	Barry Foster	24	105	4.4	12	1	L, 3-27
87.	11/22/92	@ Seattle	Chris Warren	20	154	7.7	35	1	W, 24-14
88.	12/26/93	@ Minnesota	Scottie Graham	33	166	5.0	31	1	L, 10-30
89.	1/2/94	Seattle	John L. Williams	16	102	6.4	38	1	W, 34-24
90.	9/25/94	L.A. Rams	Jerome Bettis	35	132	3.8	14	0	L, 0-16
91.	10/9/94	@ San Diego	Natrone Means	19	125	6.6	25	1	L, 6-20
92.	10/23/94	Seattle	Chris Warren	19	117	6.2	41	0	W, 38-23
93.	12/12/94	@ Miami	Bernie Parmalee	19	127	6.7	47t	1	L, 28-45
94.	9/22/96	Denver	Terrell Davis	19	141	7.4	65t	2	W, 17-14
95.	10/7/96	Pittsburgh	Jerome Bettis	27	103	3.8	15	1	L, 7-17
96.	12/9/96	@ Oakland	Napoleon Kaufman	8	109	13.6	45	0	L, 7-26
97.	8/31/97	@ Denver	Terrell Davis	26	101	3.9	16	1	L, 3-19
98.	11/3/97	Pittsburgh	Jermome Bettis	17	103	6.1	30	0	W, 13-10
99.	11/16/97	Denver	Terrell Davis	34	127	3.7	18	0	W, 24-22
100.	9/13/98	@ Jacksonville	James Stewart	26	103	4.0	17	1	L, 16-21
101.	9/20/98	San Diego	Natrone Means	22	165	7.5	72t	1	W, 23-7
102.	10/11/98	@ New England	Robert Edwards	23	104	4.5	33	1	L, 10-40
103.	10/26/98	Pittsburgh	Jerome Bettis	33	119	3.6	13	0	L, 13-20
104.	11/8/98	@ Seattle	Ricky Watters	24	105	4.4	13	2	L, 12-24
105.	11/16/98	Denver	Terrell Davis	18	111	6.2	41t	1	L, 7-30
106.	12/20/98	@ N.Y. Giants	Gary Brown	25	103	4.1	13	1	L, 7-28
107.	11/7/99	@ Indianapolis	Edgerrin James	20	109	5.5	27	0	L, 17-25
108.	11/21/99	Seattle	Ricky Watters	24	107	4.5	45	2	L, 19-30
109.	12/12/99	Minnesota	Robert Smith	21	118	5.6	22	0	W, 31-28
110.	9/3/00	Indianapolis	Edgerrin James	28	124	4.4	30	1	L, 14-27
111.	11/5/00	@ Oakland	Tyrone Wheatley	20	112	5.6	38	1	L, 31-49
112.	11/12/00	@ San Francisco	Charlie Garner	25	102	4.1	19	1	L, 7-21
113.	12/24/00	@ Atlanta	Jamal Anderson	28	107	3.8	23	0	L, 13-29
114.	10/7/01	@ Denver	Mike Anderson	22	155	7.0	62	0	L, 6-20
115.	10/14/01	Pittsburgh	Jerome Bettis	19	112	5.9	30	0	L, 17-20
116.	10/25/01	Indianapolis	Edgerrin James	27	102	3.8	20	0	L, 28-35
117.	11/11/01	@ N.Y. Jets	Curtis Martin	20	113	5.7	25t	3	L, 7-27
118.	12/23/01	San Diego	LaDainian Tomlinson	27	145	5.4	34	0	W, 20-17
119.	12/30/01	@ Jacksonville	Stacey Mack	16	125	7.8	54	1	W, 30-26
120.	1/6/02	@ Seattle	Shaun Alexander	20	127	6.4	44t	1	L, 18-21
121.	9/15/02	Jacksonville	Fred Taylor	20	114	5.7	63t	1	L, 16-23
122.	10/6/02	@ N.Y. Jets	Curtis Martin	21	119	5.7	35	1	W, 29-25
123.	11/17/02	Buffalo	Travis Henry	24	126	5.3	22	0	W, 17-16
124.	11/24/02	@ Seattle	Shaun Alexander	23	145	6.3	46t	2	L, 32-39
125.	12/15/02	@ Denver	Clinton Portis	21	130	6.2	51t	3	L, 24-31
126.	12/22/02	San Diego	LaDainian Tomlinson	24	131	5.5	34	0	W, 24-22
127.	12/28/02	@ Oakland	Charlie Garner	29	135	4.7	14	1	L, 0-24
128.	9/28/03	@ Baltimore	Jamal Lewis	26	115	4.4	17	1	W, 17-10
129.	10/5/03	Denver	Clinton Portis	23	141	6.1	65t	1	W, 24-23
130.	10/12/03	@ Green Bay	Ahman Green	26	139	5.3	26	1	W, 40-34 OT
131.	10/26/03	Buffalo	Travis Henry	22	124	5.6	23	0	W, 38-5
132.	11/16/03	@ Cincinnati	Rudi Johnson	22	165	7.5	54	0	L, 19-24
133.	11/30/03	@ San Diego	LaDainian Tomlinson	19	106	5.6	55	1	W, 28-24
134.	12/7/03	@ Denver	Clinton Portis	22	218	9.9	59t	5	L, 27-45
135.	12/14/03	Detroit	Shawn Bryson	18	105	5.8	39	1	W, 45-17
136.	12/20/03	@ Minnesota	Onterio Smith	21	146	7.0	47	3	L, 20-45
137.	9/12/04	@ Denver	Quentin Griffin	23	156	6.8	47t	2	L, 24-34
138.	9/19/04	Carolina	DeShaun Foster	32	174	5.4	71	1	L, 17-28

	Date	Opponent	Player	Att.	Yds.	Avg.	LG	TD	Result
139.	11/7/04	@ Tampa Bay	Michael Pittman	15	128	8.5	78t	3	L, 31-34
140.	11/14/04	@ New Orleans	Deuce McAllister	16	127	7.9	28	1	L, 20-27
141.	12/17/05	@ N.Y. Giants	Tiki Barber	29	220	7.6	55	2	L, 17-27
142.	10/15/06	@ Pittsburgh	Willie Parker	21	109	5.2	25	2	L, 7-45
143.	12/17/06	@ San Diego	LaDainian Tomlinson	25	199	8.0	85t	2	L, 9-20
144.	9/16/07	@ Chicago	Cedric Benson	24	101	4.2	13	0	L, 10-20
145.	9/23/07	Minnesota	Adrian Peterson	25	102	4.1	16	1	W, 13-10
146.	9/30/07	@ San Diego	LaDainian Tomlinson	20	132	6.6	37	1	W, 30-16
147.	11/11/07	Denver	Selvin Young	20	109	5.5	34	1	L, 11-27
148.	11/25/07	Oakland	Justin Fargas	22	139	6.3	21	1	L, 17-20
149.	12/2/07	San Diego	LaDainian Tomlinson	23	177	7.7	34	2	L, 10-24
150.	12/9/07	@ Denver	Selvin Young	17	156	9.2	50	0	L, 7-41
151.	12/23/07	@ Detroit	T.J. Duckett	15	102	6.8	53	1	L, 20-25
152.	9/14/08	Oakland	Darren McFadden	21	164	7.8	50	1	L, 8-23
153.	9/21/08	@ Atlanta	Michael Turner	23	104	4.5	38	3	L, 14-38
154.	10/5/08	@ Carolina	DeAngelo Williams	20	123	6.2	32t	2	L, 0-34
155.	10/19/08	Tennessee	Chris Johnson	18	168	9.3	66t	1	L, 10-34
156.	10/19/08	Tennessee	LenDale White	17	149	8.8	80t	3	
157.	12/28/08	@ Cincinnati	Cedric Benson	25	111	4.4	14	1	L, 6-16
158.	9/13/09	@ Baltimore	Ray Rice	19	108	5.7	22	0	L, 24-38
159.	10/18/09	@ Washington	Clinton Portis	15	109	7.3	78	0	W, 14-6
160.	11/15/09	@ Oakland	Michael Bush	14	119	8.5	60	0	W, 16-10
161.	12/6/09	Denver	Correll Buckhalter	12	113	9.4	26	0	L, 13-44
162.	12/20/09	Cleveland	Jerome Harrison	34	286	8.4	71	3	L, 34-41
163.	12/27/09	@ Cincinnati	Cedric Benson	29	133	4.6	32	0	L, 10-17
164.	11/14/10	@ Denver	Knowshon Moreno	22	106	4.8	14	0	L, 29-49
165.	12/5/10	Denver	Knowshon Moreno	23	161	7.0	24	0	W, 10-6
166.	1/2/11	Oakland	Michael Bush	25	137	5.5	26t	1	L, 10-31
167.	9/11/11	Buffalo	Fred Jackson	20	112	5.6	24	0	L, 7-41
168.	12/11/11	@ N.Y. Jets	Shonn Greene	24	129	5.4	31	1	L, 10-37
169.	1/1/12	@ Denver	Willis McGahee	28	145	5.2	15	0	W, 10-3
170.	9/16/12	@ Buffalo	C.J. Spiller	15	123	8.2	38	2	L, 17-35
171.	10/7/12	Baltimore	Ray Rice	17	102	6.0	37	0	L, 6-9
172.	10/28/12	Oakland	Darren McFadden	29	114	3.9	28	0	L, 16-26
173.	11/18/12	Cincinnati	BenJarvus Green-Ellis	25	101	4.0	21	1	L, 6-28
174.	12/16/12	@ Oakland	Darren McFadden	30	110	3.7	19	0	L, 0-15

CAREER 100-YARD RUSHING GAMES

Player	Team	100-Yard Games	Player	Team	100-Yard Games
1. LaDainian Tomlinson	San Diego	6	Earl Campbell	Houston	3
2. Jerome Bettis	L.A. Rams/Pittsburgh	5	Franco Harris	Pittsburgh	3
3. Terrell Davis	Denver	4	Edgerrin James	Indianapolis	3
Clinton Portis	Denver/Washington	4	Freeman McNeil	New York Jets	3
5. Gary Anderson	San Diego	3	Greg Pruitt	Cleveland	3
Cedric Benson	Chicago/Cincinnati	3	Darren McFadden	Oakland	3

300-YARD PASSERS (82)

	Date	Opponent	Player	Att.	Comp.	Yds.	LG	TD	INT	Result
1.	11/24/60	@ N.Y. Titans	Al Dorow	33	21	301	45t	2	1	L, 35-41
2.	11/19/61	@ San Diego	Jack Kemp	27	15	357	61t	2	1	L, 14-24
3.	10/13/63	Buffalo	Jack Kemp	24	12	300	89t	2	2	L, 26-35
4.	11/17/63	@ Boston	Babe Parilli	47	25	354	39	1	1	T, 24-24
5.	12/6/64	Boston	Babe Parilli	41	20	300	58t	3	1	L, 24-31
6.	10/24/65	@ Houston	George Blanda	33	19	304	64t	4	0	L, 36-38
7.	10/16/66	Oakland	Tom Flores	24	14	301	76t	3	0	L, 13-34
8.	10/15/67	San Diego	John Hadl	32	17	307	60t	2	1	L, 31-45
9.	9/9/68	@ Houston	Pete Beathard	48	23	413	59t	2	3	W, 26-21
10.	9/15/68	N.Y. Jets	Joe Namath	29	17	302	57t	2	1	L, 19-20
11.	11/16/69	@ N.Y. Jets	Joe Namath	40	24	327	40t	2	3	W, 34-16
12.	9/21/75	@ Denver	Charley Johnson	20	12	329	90t	3	2	L, 33-37
13.	10/17/76	@ Miami	Bob Griese	35	25	306	39	1	2	W, 20-17 OT
14.	11/25/79	@ San Diego	Dan Fouts	43	27	350	42t	3	1	L, 7-28
15.	9/7/80	Oakland	Dan Pastorini	37	19	317	55	2	0	L, 14-27
16.	9/6/81	@ Pittsburgh	Terry Bradshaw	36	21	319	41t	2	2	W, 37-33
17.	9/27/81	@ Seattle	Jim Zorn	47	31	308	23	1	0	W, 20-14
18.	10/18/81	Denver	Craig Morton	38	25	342	63	2	1	W, 28-14
19.	12/12/82	L.A. Raiders	Jim Plunkett	33	18	303	43	3	1	L, 16-21
20.	10/30/83	@ Denver	Steve DeBerg	41	21	350	46t	1	0	L, 24-27
21.	9/9/84	@ Cincinnati	Ken Anderson	37	24	310	35	0	0	W, 27-22
22.	9/16/84	L.A. Raiders	Jim Plunkett	47	28	313	42	1	4	L, 20-22
23.	11/25/84	@ N.Y. Giants	Phil Simms	41	24	343	31	2	3	L, 27-28
24.	12/16/84	@ San Diego	Ed Luther	44	24	333	43	1	0	W, 42-21
25.	9/12/85	L.A. Raiders	Jim Plunkett	48	34	303	30	2	2	W, 36-20
26.	10/13/85	@ San Diego	Mark Hermann	36	26	320	39t	2	0	L, 20-31
27.	12/14/85	@ Denver	John Elway	37	22	301	48	1	5	L, 13-14
28.	12/21/86	@ Pittsburgh	Mark Malone	43	22	351	38	0	1	W, 24-19
29.	12/6/87	@ Cincinnati	Boomer Esiason	44	28	368	26	2	0	L, 27-30 OT
30.	12/13/87	L.A. Raiders	Marc Wilson	38	22	339	42	0	3	W, 16-10
31.	12/24/89	@ Miami	Dan Marino	47	28	339	35	3	1	W, 27-24
32.	11/11/90	Seattle	Dave Krieg	23	16	306	54t	2	0	L, 16-17
33.	12/9/90	Denver	John Elway	36	24	328	27	2	1	W, 37-7
34.	12/16/90	Houston	Warren Moon	45	27	527	87t	3	0	L, 10-27
35.	11/10/91	@ L.A. Rams	Jim Everett	37	26	329	27	3	1	W, 27-20
36.	10/4/92	@ Denver	John Elway	38	23	311	48	2	0	L, 19-20
37.	9/20/93	Denver	John Elway	45	28	300	36	1	1	W, 15-7
38.	10/31/93	@ Miami	Scott Mitchell	33	22	344	77t	3	0	L, 10-30
39.	9/4/94	@ New Orleans	Jim Everett	37	26	326	30	2	2	W, 30-17
40.	10/1/95	@ Arizona	Dave Krieg	41	25	308	35	0	1	W, 24-3
41.	10/9/95	San Diego	Stan Humphries	34	24	315	45	1	0	W, 29-23 OT
42.	10/7/96	Pittsburgh	Mike Tomczak	32	20	338	45	0	1	L, 7-17
43.	9/21/97	@ Carolina	Kerry Collins	47	24	328	36	1	4	W, 35-14
44.	12/6/98	@ Denver	John Elway	32	22	400	58	2	1	L, 31-35
45.	10/10/99	New England	Drew Bledsoe	45	23	334	49t	2	2	W, 16-14
46.	1/2/00	Oakland	Rich Gannon	47	25	324	42	3	2	L, 38-41 OT
47.	9/9/01	Oakland	Rich Gannon	46	31	341	33t	2	1	L, 24-27
48.	9/8/02	@ Cleveland	Kelly Holcomb	39	27	326	44t	3	0	W, 40-39
49.	9/15/02	Jacksonville	Mark Brunell	36	25	320	79t	2	0	L, 16-23
50.	9/22/02	@ New England	Tom Brady	54	39	410	38t	4	1	L, 38-41 OT
51.	9/29/02	Miami	Jay Fiedler	45	29	310	38	1	4	W, 48-30
52.	10/13/02	@ San Diego	Drew Brees	41	28	319	29	2	2	L, 34-35
53.	10/20/02	Denver	Brian Griese	50	30	376	82t	2	0	L, 34-37 OT
54.	10/27/02	Oakland	Rich Gannon	55	35	334	25	1	1	W, 20-10
55.	11/24/02	@ Seattle	Matt Hasselbeck	36	25	362	44	3	0	L, 32-39
56.	9/14/03	Pittsburgh	Tommy Maddox	47	28	336	50	1	3	W, 41-20
57.	10/31/04	Indianapolis	Peyton Manning	44	25	472	56t	5	1	W, 45-35
58.	11/22/04	New England	Tom Brady	26	17	315	48	1	0	L, 19-27
59.	11/28/04	San Diego	Drew Brees	37	28	378	65	2	0	L, 31-34
60.	12/5/04	@ Oakland	Kerry Collins	41	27	343	51t	3	0	W, 34-27
61.	12/13/04	@ Tennessee	Billy Volek	43	29	426	42t	4	0	W, 49-38
62.	10/2/05	Philadelphia	Donovan McNabb	48	33	369	34	3	1	L, 31-37
63.	10/16/05	Washington	Mark Brunell	41	25	331	78t	3	0	W, 28-21
64.	10/30/05	@ San Diego	Drew Brees	43	25	324	35t	3	1	L, 20-28
65.	12/11/05	@ Dallas	Drew Bledsoe	34	22	332	71t	3	0	L, 28-31
66.	11/5/06	@ St. Louis	Marc Bulger	42	31	354	33	1	0	W, 31-17
67.	10/14/07	Cincinnati	Carson Palmer	43	26	320	42t	2	2	W, 27-20
68.	11/4/07	Green Bay	Brett Favre	34	24	360	60t	2	2	L, 22-33

	Date	Opponent	Player	Att.	Comp.	Yds.	LG	TD	INT	Result
69.	9/28/08	Denver	Jay Cutler	49	29	361	40	1	2	W, 33-19
70.	11/2/08	Tampa Bay	Jeff Garcia	43	31	339	29	1	1	L, 27-30 OT
71.	11/9/08	@ San Diego	Philip Rivers	36	27	316	31	2	2	L, 19-20
72.	12/14/08	San Diego	Philip Rivers	48	34	346	42	2	1	L, 21-22
73.	9/13/09	@ Baltimore	Joe Flacco	43	26	307	31	3	1	L, 24-38
74.	9/27/09	@ Philadelphia	Kevin Kolb	34	24	327	64	2	0	L, 14-34
75.	10/11/09	Dallas	Tony Romo	34	20	351	60	2	0	L, 20-26 OT
76.	11/22/09	Pittsburgh	Ben Roethlisberger	42	32	398	41	2	2	W, 27-24 OT
77.	11/29/09	@ San Diego	Philip Rivers	28	21	317	53	2	0	L, 14-43
78.	1/3/10	@ Denver	Kyle Orton	56	32	431	44	1	3	W, 44-24
79.	10/17/10	@ Houston	Matt Schaub	33	25	305	44	2	0	L, 31-35
80.	10/31/11	San Diego	Philip Rivers	41	26	369	39	0	2	W, 23-20 OT
81.	10/14/12	@ Tampa Bay	Josh Freeman	26	15	328	62t	3	1	L, 10-28
82.	12/30/12	@ Denver	Peyton Manning	29	23	304	36t	3	0	L, 3-38

CAREER 300-YARD PASSING GAMES

Player	Team	300-Yard Games	Player	Team	300-Yard Games
1. John Elway	Denver	5	Kerry Collins	Carolina/Oakland	2
2. Philip Rivers	San Diego	4	Brett Favre	Green Bay	2
3. Drew Brees	San Diego	3	Jack Kemp	San Diego/Buffalo	2
Rich Gannon	Oakland	3	Dave Krieg	Seattle/Arizona	2
Jim Plunkett	Oakland/L.A. Raiders	3	Joe Namath	N.Y. Jets	2
6. Drew Bledsoe	New England/Dallas	2	Babe Parilli	Boston	2
Tom Brady	New England	2	Peyton Manning	Indianapolis/Denver	2
Mark Brunell	Jacksonville/Washington	2			

ALL-TIME MISCELLANEOUS SCORES

ALL-TIME DEFENSIVE SCORES

Date	Opponent	Defensive Score	Result
10/9/60	Oakland	David Webster, 80-yard INT return	L, 19-20
11/6/60	@ Buffalo	David Webster, 14-yard fumble return Don Flynn, 25-yard INT return	W, 45-28
11/30/60	Denver	David Webster, 39-yard INT return	W, 34-7
12/11/60	Boston	Duane Wood, 66-yard INT return	W, 34-0
12/10/61	Denver	Sherrill Headrick, 31-yard INT return	W, 49-21
12/17/61	New York Titans	Sherrill Headrick, 56-yard INT return* *(20 yards by Doyle Nix who lateralled to Headrick for 56 yards)	W, 35-24
9/7/63	@ Denver	Sherrill Headrick, 38-yard INT return	W, 59-7
9/22/63	@ Buffalo	Safety, Willie West tackled in end zone	T, 27-27
12/22/63	New York Jets	Jerry Mays, 58-yard fumble return	W, 48-0
10/4/64	Houston	Bobby Hunt, 29-yard INT return	W, 28-7
10/18/64	Buffalo	Bobby Bell, 20-yard fumble return	L, 22-35
11/15/64	San Diego	Abner Haynes, fumble recovery in end zone	L, 14-28
10/3/65	Boston	Bobby Bell, 38-yard INT return Willie Mitchell, 37-yard INT return	W, 27-17
9/25/66	@ Boston	Johnny Robinson, 28-yard INT return	W, 43-24
10/16/66	Oakland	Bobby Bell, 7-yard fumble return	L, 13-34
10/30/66	Houston	Willie Mitchell, 60-yard INT return* *(18 yards by Johnny Robinson who lateralled to Mitchell for 60 yards)	W, 48-23
9/9/67	@ Houston	Bobby Bell, 32-yard INT return	W, 25-20
11/5/67	New York Jets	Willie Mitchell, 27-yard INT return	W, 42-18
11/12/67	@ Boston	Emmitt Thomas, 57-yard INT return	W, 23-10
11/23/67	Oakland	Safety, Holding in end zone	L, 22-44
12/10/67	@ New York Jets	Fred Williamson, 77-yard INT return	W, 21-7
9/28/68	@ Miami	Jim Lynch, 22-yard INT return	W, 48-3
12/8/68	@ San Diego	Willie Lanier, 75-yard INT return Safety, Buck Buchanan tackled Jon Brittenum	W, 40-3
10/5/69	@ Denver	Jim Kearney, 60-yard INT return	W, 26-13
10/26/69	Cincinnati	Goldie Sellers, 19-yard fumble return	W, 42-22
11/27/69	Denver	Emmitt Thomas, 45-yard INT return	W, 31-17
9/28/70	@ Baltimore	Johnny Robinson, 46-yard fumble return	W, 44-24
11/8/70	Houston	Bobby Bell, 45-yard INT return	W, 24-9
10/3/71	@ Denver	Aaron Brown, 68-yard INT return	W, 16-3
10/18/71	Pittsburgh	Emmitt Thomas, 32-yard INT return	W, 38-16
12/19/71	Buffalo	Bobby Bell, 26-yard INT return	W, 22-9
10/1/72	@ Denver	Jim Kearney, 43-yard INT return Jim Kearney, 32-yard INT return	W, 45-24
11/12/72	@ Pittsburgh	Jim Kearney, 65-yard INT return	L, 7-16
12/3/72	Denver	Jim Kearney, 29-yard INT return Bobby Bell, 61-yard INT return	W, 24-21
9/30/73	Oakland	Willie Lanier, 17-yard INT return	W, 16-3
11/18/73	Houston	John Lohmeyer, 19-yard fumble return	W, 38-14
9/15/74	New York Jets	Emmitt Thomas, 38-yard INT return Marvin Upshaw, 52-yard INT return	W, 24-16
9/22/74	@ Oakland	Wilbur Young, 52-yard INT return	L, 7-27
10/6/74	Denver	Bobby Bell, 28-yard INT return	L, 14-17
11/18/74	@ Denver	Safety, Willie Lanier tackled Otis Armstrong	W, 42-34
12/4/74	Minnesota	Emmitt Thomas, 73-yard INT return	L, 15-35
11/10/75	@ Dallas	John Matuszak, fumble recovery in end zone	W, 35-31
10/31/76	@ Tampa Bay	Safety, John Lohmeyer tackled Steve Spurrier	W, 28-19
10/23/77	@ San Diego	Tim Gray, 15-yard fumble return	W, 21-16
11/27/77	@ Houston	Willie Lee, 10-yard fumble return	L, 20-34
12/11/77	Seattle	Gary Barbaro, 102-yard INT return	L, 31-34
12/18/77	@ Oakland	Tim Gray, 14-yard fumble return Tim Collier, 100-yard INT return	L, 20-21
9/23/79	Oakland	Gary Barbaro, 70-yard INT return	W, 35-7
10/5/80	@ Oakland	Gary Spani, 16-yard fumble return Whitney Paul, 32-yard fumble return	W, 31-17
10/12/80	Houston	Gary Spani, 47-yard INT return	W, 21-20
11/9/80	@ Seattle	Frank Manumaleuga, 22-yard INT return	W, 31-20
12/7/80	Denver	Thomas Howard, 3-yard fumble return	W, 31-14
9/6/81	@ Pittsburgh	Thomas Howard, 65-yard fumble return	W, 37-33
10/18/81	Denver	Whitney Paul, 47-yard fumble return	W, 28-14
10/25/81	@ Oakland	Gary Spani, 91-yard fumble return	W, 28-17
11/22/81	Seattle	Lloyd Burruss, 46-yard INT return	W, 40-13
12/19/82	@ Denver	Eric Harris, 56-yard INT return Gary Barbaro, 43-yard INT return	W, 37-16

Date	Opponent	Defensive Score	Result
1/2/83	New York Jets	Gary Green, 42-yard INT return* *(5 yards by Thomas Howard who lateralled to Green for 42 yards)	W, 37-13
10/2/83	St. Louis	Charles Jackson, 37-yard fumble recovery	W, 38-14
10/16/83	New York Giants	Durwood Roquemore, 42-yard INT return	W, 38-17
12/18/83	Denver	Lucious Smith, 58-yard INT return	W, 48-17
9/16/84	Los Angeles Raiders	Kevin Ross, 71-yard INT return	L, 20-22
12/9/84	Seattle	Scott Radecic, 19-yard INT return	W, 34-7
9/12/85	Los Angeles Raiders	Albert Lewis, fumble recovery in end zone	W, 36-20
11/10/85	Pittsburgh	Deron Cherry, 47-yard INT return	L, 28-36
9/21/86	Houston	Greg Hill, 26-yard INT return	W, 27-13
10/19/86	San Diego	Lloyd Burruss, 56-yard INT return	W, 42-41
		Lloyd Burruss, 47-yard INT return	
12/7/86	Denver	Lloyd Burruss, 72-yard INT return	W, 37-10
11/8/87	Pittsburgh	Bill Maas, 6-yard fumble return	L, 16-17
11/6/88	@ Denver	Safety, Dino Hackett tackled Tony Dorsett	L, 11-17
10/29/89	@ Pittsburgh	Bill Maas, 4-yard fumble return	L, 17-23
11/19/89	@ Cleveland	Neil Smith, 3-yard fumble return	T, 10-10
9/23/90	@ Green Bay	Stan Petry, 33-yard INT return	W, 17-3
10/14/90	Detroit	Safety, Bill Maas tackled Bob Gagliano	W, 43-24
11/11/90	Seattle	Dan Saleaumua fumble recovery in end zone	L, 17-16
10/31/91	Miami	Chris Martin, 100-yard fumble return	W, 42-7
11/10/91	@ Los Angeles Rams	Derrick Thomas, 23-yard fumble return	W, 27-20
11/24/91	@ Cleveland	Safety, Dan Saleaumua tackled Bernie Kozar	L, 15-20
9/6/92	@ San Diego	Kevin Ross, 99-yard INT return	W, 24-10
9/13/92	Seattle	Lonnie Marts, 36-yard INT return	W, 26-7
9/28/92	Los Angeles Raiders	Charles Mincy, 25-yard INT return	W, 27-7
11/22/92	@ Seattle	Neil Smith, 22-yard INT return	W, 24-14
12/13/92	New England	Charles Mincy, 30-yard fumble return	W, 27-20
12/27/92	Denver	Charles Mincy, 32-yard INT return* *(0 yards by Bennie Thompson who lateralled to Mincy for 32 yards)	W, 42-20
		Dale Carter, 36-yard INT return	
		Derrick Thomas, fumble recovery in end zone	
11/8/93	Green Bay	Dan Saleaumua, 16-yard fumble return	W, 23-16
12/5/93	@ Seattle	Derrick Thomas, 86-yard fumble return	W, 31-16
9/11/94	San Francisco	Safety, Derrick Thomas tackled Steve Young	W, 24-17
12/24/94	@ Los Angeles Raiders	Mark Collins, 78-yard INT return Safety, team (penalty in end zone)	W, 19-9
9/17/95	Oakland	James Hasty, 64-yard INT return	W, 23-17 OT
11/19/95	Houston	Mark Collins, 34-yard fumble return	W, 20-13
12/3/95	@ Oakland	Brian Washington, 74-yard INT return	W, 29-23
12/17/95	Denver	Vaughn Booker, 14-yard fumble return	W, 20-17
9/8/96	Oakland	James Hasty, 80-yard fumble return	W, 19-3
		Safety, Dan Saleaumua tackled Barrett Robbins	
9/8/97	@ Oakland	Darren Anderson, 55-yard INT return	W, 28-27
9/21/97	@ Carolina	Mark McMillian, 62-yard INT return	W, 35-14
11/30/97	San Francisco	Mark McMillian, 12-yard INT return Safety, Joe Phillips tackled Terry Kirby	W, 44-9
12/14/97	@ San Diego	Mark McMillian, 87-yard INT return Safety, Derrick Thomas sacked Todd Philcox	W, 29-7
9/6/98	Oakland	Safety, Derrick Thomas sacked Jeff George	W, 28-8
12/26/98	@ Oakland	Derrick Thomas, 44-yard fumble return	W, 31-24
9/12/99	@ Chicago	Donnie Edwards, 79-yard fumble return	L, 17-20
10/21/99	@ Baltimore	Reggie Tongue, 46-yard INT return James Hasty, 56-yard INT return	W, 35-8
10/31/99	San Diego	Reggie Tongue, 7-yard fumble return	W, 34-0
11/28/99	@ Oakland	Cris Dishman, 47-yard INT return Cris Dishman, 40-yard fumble return	W, 37-34
12/12/99	Minnesota	Eric Hicks, 44-yard fumble return	W, 31-28
12/18/99	Pittsburgh	Donnie Edwards, 28-yard INT return	W, 35-19
1/2/00	Oakland	James Hasty, 34-yard INT return	L, 38-41 OT
9/10/00	@ Tennessee	Donnie Edwards, 42-yard INT return	L, 14-17 OT
11/26/00	@ San Diego	Marvucs Patton, 24-yard INT return	L, 16-17
9/9/01	Oakland	Eric Warfield, 51-yard INT return	L, 24-27
12/8/02	St. Louis	Duane Clemons, 42-yard fumble return	W, 49-10
9/14/03	Pittsburgh	Jerome Woods, 46-yard INT return	W, 41-20
9/21/03	@ Houston	Shaunard Harts, 39-yard INT return	W, 42-14
10/12/03	@ Green Bay	Jerome Woods, 79-yard INT return	W, 40-34 OT
9/19/04	Carolina	Eric Warfield, 43-yard INT return	L, 17-28
12/13/04	@ Tennessee	Kawika Mitchell, 39-yard fumble return	W, 49-38
10/16/05	Washington	Sammy Knight, 80-yard fumble return	W, 28-21

Date	Opponent	Defensive Score	Result
11/20/05	@ Houston	Eric Warfield, 57-yard INT return	W, 45-17
9/30/07	@ San Diego	Tyron Brackenridge, 50-yard fumble return	W, 30-16
10/26/08	@ New York Jets	Brandon Flowers, 91-yard INT return	L, 24-28
12/7/08	@ Denver	Maurice Leggett, 27-yard INT return	L, 17-24
10/18/09	@ Washington	Safety, Tamba Hali sacked Todd Collins	W, 14-6
1/3/10	@ Denver	Derrick Johnson, 45-yard INT return Derrick Johnson, 60-yard INT return	W, 44-24
9/19/10	@ Cleveland	Brandon Flowers, 33-yard INT return	W, 16-14
10/24/10	Jacksonville	Derrick Johnson, 15-yard INT return	W, 42-20
12/26/10	Tennessee	Eric Berry, 54-yard INT return	W, 34-14
10/23/11	@ Oakland	Kendrick Lewis, 59-yard INT return	W, 28-0
	@ Oakland	Brandon Flowers, 58-yard INT return	
9/23/12	@ New Orleans	Safety, Justin Houston sacked Drew Brees	W, 27-24 OT

Notes: The Chiefs are 98-27-2 (.780) in games when producing a defensive score (TD or safety).
The Chiefs are 91-24-1 (.789) in games with a def. TD and 12-3-1 (.781) in games with a def. safety.

ALL-TIME SPECIAL TEAMS SCORES

Date	Opponent	Special Teams Score	Result
12/11/60	Boston	Johnny Robinson, 62-yard punt return	W, 34-0
10/15/61	@ Buffalo	Abner Haynes, 88-yard kickoff return	L, 24-27
9/7/63	@ Denver	Dave Grayson, 99-yard kickoff return	W, 59-7
12/8/63	Denver	Duane Wood, 18-yard blocked punt return	W, 52-21
12/19/65	Denver	Willie Mitchell, 71-yard punt return	W, 45-35
9/11/66	@ Buffalo	Mike Garrett, 79-yard punt return	W, 42-20
11/20/66	Boston	Frank Pitts, 21-yard blocked punt return	T, 27-27
12/17/67	@ Denver	Noland Smith, 106-yard kickoff return	W, 38-24
9/15/68	New York Jets	Noland Smith, 80-yard punt return	L, 19-20
11/17/68	Boston	Goldie Sellers, 76-yard punt return	W, 31-17
9/28/69	@ Cincinnati	Goldie Sellers, 20-yard return on fumbled kickoff	L, 19-24
10/12/69	Houston	George Daney, 5-yard return on fumbled punt attempt	W, 24-0
11/27/69	Denver	Bobby Bell, 53-yard kickoff return	W, 31-17
12/17/78	@ Seattle	Safety, Ed Beckman forces Herman Weaver out of EZ	L, 19-23
9/16/79	@ Houston	J.T. Smith, 55-yard punt return	L, 6-20
9/23/79	Oakland	J.T. Smith, 88-yard punt return	W, 35-7
11/23/80	@ St. Louis	J.T. Smith, 75-yard punt return	W, 21-13
12/21/80	@ Baltimore	J.T. Smith, 53-yard punt return	W, 38-28
9/19/82	San Diego	Dave Klug, blocked punt recovery in end zone	W, 19-12
9/7/86	Cincinnati	Deron Cherry, blocked punt recovery in end zone	W, 24-14
10/19/86	San Diego	Kevin Ross, 21-yard return on fumbled kickoff	W, 42-41
12/21/86	@ Pittsburgh	Deron Cherry, blocked punt recovery in end zone Boyce Green, 97-yard kickoff return Lloyd Burruss, 78-yard blocked field goal return	W, 24-19
9/13/87	San Diego	Paul Palmer, 95-yard kickoff return	W, 20-13
*10/4/87	@ Los Angeles Raiders	Bob Harris, 23-yard blocked punt return	L, 17-35
*10/18/87	Denver	Jitter Fields, 85-yard punt return	L, 17-26
12/6/87	@ Cincinnati	Kevin Ross, 65-yard blocked field goal return	L, 27-30 OT
12/27/87	Seattle	Paul Palmer, 92-yard kickoff return	W, 41-20
11/13/88	Cincinnati	Safety, Albert Lewis, blocked punt out of end zone	W, 31-28
10/22/89	Dallas	Safety, Rob McGovern, blocked punt out of end zone	W, 36-28
11/26/89	Houston	Jayice Pearson, 1-yard blocked punt return	W, 34-0
9/30/90	Cleveland	Chris Martin, 19-yard blocked punt return Kevin Ross, 13-yard blocked punt return	W, 34-0
9/6/92	@ San Diego	Dale Carter, 46-yard punt return	W, 24-10
11/22/92	@ Seattle	Dale Carter, 86-yard punt return	W, 24-14
12/19/92	@ New York Giants	Tracy Rogers, blocked punt recovery in end zone	L, 21-35
1/2/94	Seattle	Albert Lewis, blocked punt recovery in end zone	W, 34-24
12/12/94	@ Miami	Jon Vaughn, 91-yard kickoff return	L, 28-45
9/3/95	@ Seattle	Tamarick Vanover, 99-yard kickoff return	W, 34-10
10/9/95	San Diego	Tamarick Vanover, 86-yard punt return	W, 29-23 OT
12/24/95	Seattle	Tamarick Vanover, 89-yard kickoff return	W, 26-3
10/27/96	@ Denver	Tamarick Vanover 97-yard kickoff return	L, 7-34
9/14/97	Buffalo	Tamarick Vanover, 94-yard kickoff return	W, 22-16
11/23/97	@ Seattle	Safety, Team blocked punt out of end zone	W, 19-14
12/21/97	New Orleans	Tamarick Vanover, 82-yard punt return	W, 25-13
12/5/99	@ Denver	Tamarick Vanover, 80-yard punt return	W, 16-10
1/2/00	Oakland	Tamarick Vanover, 84-yard punt return	L, 38-41 OT
10/22/00	St. Louis	Michael Cloud, 6-yard blocked punt return	W, 54-34

Date	Opponent	Special Teams Score	Result
10/14/01	Pittsburgh	Safety, Mikhael Ricks blocked punt out of end zone	L, 17-20
12/1/02	Arizona	Dante Hall, 90-yard punt return	W, 49-0
12/8/02	St. Louis	Dante Hall, 88-yard kickoff return	W, 49-10
		Dante Hall, 86-yard punt return	
9/14/03	Pittsburgh	Dante Hall, 100-yard kickoff return	W, 41-20
9/21/03	@ Houston	Dante Hall, 73-yard punt return	W, 42-14
9/28/03	@ Baltimore	Dante Hall, 97-yard kickoff return	W, 17-10
10/5/03	Denver	Dante Hall, 93-yard punt return	W, 24-23
11/28/04	San Diego	Dante Hall, 96-yard kickoff return	L, 31-34
12/19/04	Denver	Dante Hall, 97-yard kickoff return	W, 45-17
10/2/05	Philadelphia	Dante Hall, 96-yard kickoff return	L, 31-37
10/1/06	San Francisco	Dante Hall, 60-yard punt return	W, 41-0
12/31/06	Jacksonville	Bernard Pollard, blocked punt recovery in end zone	W, 35-30
11/11/07	Denver	Safety, Bernard Pollard, blocked punt out of end zone	L, 11-27
11/30/08	@ Oakland	Maurice Leggett, 67-yard fumble return on fake field goal	W, 20-13
9/13/09	@ Baltimore	Jon McGraw, blocked punt recovery in end zone	L, 24-38
11/22/09	Pittsburgh	Jamaal Charles, 97-yard kickoff return	W, 27-24 OT
12/20/09	Cleveland	Andy Studebaker, fumbled punt snap recovery in end zone	L, 34-41
9/13/10	San Diego	Dexter McCluster, 94-yard punt return	W, 21-14
10/14/12	@ Tampa Bay	Edgar Jones, 11-yard fumble return after blocked punt	L, 10-38

*Replacement Game

Notes: The Chiefs are 45-19-1 (.700) in games when producing a special teams score (TD or safety), 42-16-1 (.720) with a special teams touchdown and 3-3-0 (.500) with a special teams safety.

ALL-TIME SHUTOUTS

Date	Opponent	Score
9/25/60	Los Angeles Chargers	17-0
12/4/60	Houston	24-0
12/11/60	Boston	34-0
12/22/63	New York Jets	48-0
9/24/67	@ Miami	24-0
10/8/67	Miami	41-0
9/21/69	@ Boston	31-0
10/12/69	Houston	24-0
12/6/70	Denver	16-0
11/4/73	@ San Diego	19-0
11/26/78	San Diego	23-0
9/2/79	Baltimore	14-0
10/11/81	Oakland	27-0
11/26/89	Houston	34-0
9/30/90	Cleveland	34-0
12/7/97	Oakland	30-0
10/31/99	San Diego	34-0
12/1/02	Arizona	49-0
10/1/06	San Francisco	41-0
10/23/11	@ Oakland	28-0

ALL-TIME OPPONENT SHUTOUTS

Date	Opponent	Score
12/1/63	@ New York Jets	0-17
11/17/76	Pittsburgh	0-45
12/16/79	@ Tampa Bay	0-3
9/23/84	@ Denver	0-21
11/4/84	@ Seattle	0-45
9/22/85	@ Miami	0-31
10/20/85	@ Los Angeles Rams	0-16
*10/11/87	@ Miami	0-42
9/12/93	@ Houston	0-30
9/25/94	Los Angeles Rams	0-16
12/28/02	@ Oakland	0-24
10/5/08	@ Carolina	0-34
12/12/10	@ San Diego	0-31
12/16/12	@ Oakland	0-15

Notes: The Chiefs have produced 20 all-time shutouts, including 16 at home and nine at Arrowhead Stadium. Kansas City has been shutout at home only twice.

* Replacement Game

ALL-TIME TWO-POINT CONVERSIONS

Date	Opponent	Two-Point Play	Result
11/24/60	@ New York Titans	Curley Johnson pass from Hunter Enis	L, 35-41
9/24/61	@ Oakland	Jack Spikes run	W, 42-35
10/1/61	Houston	Bo Dickinson pass from Randy Duncan	W, 26-21
11/26/61	Oakland	Bo Dickinson pass from Randy Duncan	W, 43-11
9/22/63	@ Buffalo	Chris Burford pass from Len Dawson	T, 27-27
12/13/64	@ San Diego	Curtis McClinton pass from Len Dawson	W, 49-6
10/24/65	@ Houston	Jerrel Wilson pass from Len Dawson Pete Beathard run	L, 36-38
12/12/65	@ Buffalo	Reg Carolan pass from Len Dawson	L, 25-34
9/18/66	@ Oakland	Fred Arbanas pass from Len Dawson	W, 32-10
11/13/66	Miami	Jerrel Wilson pass from Len Dawson	W, 34-16
9/9/67	@ Houston	Reg Carolan pass from Len Dawson	W, 25-20
11/5/67	New York Jets	Curtis McClinton pass from Len Dawson	W, 42-18
9/11/94	San Francisco	J.J. Birden pass from Joe Montana	W, 24-17
10/23/94	Seattle	Marcus Allen run	W, 38-23
12/4/94	Denver	Willie Davis pass from Steve Bono	L, 17-20 OT
10/26/97	@ St. Louis	Tamarick Vanover pass from Elvis Grbac Tony Gonzalez pass from Elvis Grbac	W, 28-20
10/14/01	Pittsburgh	Tony Gonzalez pass from Trent Green	L, 17-20
10/25/01	Indianapolis	Trent Green run	L, 28-35
1/6/02	@ Seattle	Eddie Kennison pass from Trent Green	L, 18-21
11/24/02	@ Seattle	Trent Green run	L, 32-39
11/28/04	San Diego	Eddie Kennison pass from Trent Green	L, 31-34
10/16/05	Washington	Marc Boerigter pass from Trent Green	W, 28-21
10/29/06	Seattle	Tony Gonzalez pass from Damon Huard	W, 35-28
11/4/07	Green Bay	Priest Holmes run	L, 22-33
9/14/08	Oakland	Mike Cox pass from Tyler Thigpen	L, 8-23
11/8/09	@ Jacksonville	Jamaal Charles pass from Matt Cassel	L, 21-24

Notes: Two-point conversion rule used in AFL from '60-69 and instituted by NFL in '94. The Chiefs are 13-12-1 (.519) in games with a two-point conversion.

YEAR-BY-YEAR TWO POINT CONVERSIONS-ATTEMPTS

1960.....	1-2	1994.....	3-4	2004.....	1-2
1961.....	3-4	1995.....	0-3	2005.....	1-1
1962.....	0-1	1996.....	0-1	2006.....	1-1
1963.....	1-2	1997.....	2-6	2007.....	1-3
1964.....	1-3	1998.....	0-1	2008.....	1-4
1965.....	3-3	1999.....	0-2	2009.....	1-2
1966.....	2-3	2000.....	0-4	2010.....	0-2
1967.....	2-3	2001.....	3-6	2011.....	0-0
1968.....	0-0	2002.....	1-3	2012.....	0-1
1969.....	0-2	2003.....	0-3	TOTAL.....	28-72 (.280)

TRIPLE THREAT CHIEFS

(10 players in Chiefs history have scored a touchdown at least three different ways)

Player	5 Different Touchdown Plays	Total TDs
Johnny Robinson	9 receiving, 6 rushing, 1 FR, 1 PR, 1 INT	18
4 Different Touchdown Plays		
Abner Haynes	39 rushing, 17 receiving, 1, KOR, 1 fumble recovery	58
Kevin Ross	2 INTs, 2 blocked FG returns, 1 FR, 1 blocked punt	7
3 Different Touchdown Plays		
Jamaal Charles	17 rushing, 7 receiving, 1 KOR	25
Dante Hall	9 receiving, 5 PRs, 6 KORs	20
Tamarick Vanover	4 PRs, 4 KORs, 3 receiving	11
Bobby Bell	6 INTs, 2 FRs, 1 KOR	9
Paul Palmer	4 receiving, 2 rushing, 2 KORs	8
Dale Carter	2 PRs, 1 INT, 1 receiving	4
Dexter McCluster	3 receiving, 1 rushing, 1 PR	5

(Six players in Chiefs history have a rushing and a receiving TD and have also thrown a TD pass)

Player	Rushing	Receiving	Passing	Total TDs Responsible For
Marcus Allen	44	21	2	67
Larry Johnson	55	6	1	62
Curtis McClinton	18	14	1	33
Mike Garrett	24	7	1	32
Tyler Thigpen	3	1	18	22
Bert Coan	15	4	1	20

Key: FR - Fumble return; INT - Interception return; KOR - Kickoff return; PR - Punt return

ALL-TIME OFFENSIVE RETURN SCORES

Date	Opponent	Offensive Score	Result
11/15/64	San Diego	Abner Haynes, fumble recovery in end zone*	L, 14-28
10/29/72	@ San Diego	Robert West, fumble recovery in end zone	W, 26-14
10/12/75	Oakland	Mike Livingston, 1-yard fumble return	W, 42-10
11/18/79	@ Oakland	Tony Samuels, fumble recovery in end zone	W, 24-21
9/7/86	Cincinnati	Walt Arnold, fumble recovery in end zone	W, 24-14
11/9/97	@ Jacksonville	Danan Hughes, 7-yard fumble return**	L, 10-24

*Kansas City Len Dawson's pass was intercepted by San Diego CB Dick Westmoreland. Westmoreland subsequently fumbled and Haynes recovered the ball in the end zone for a TD.

**Kansas City QB Rich Gannon's pass was intercepted by Jacksonville S Chris Hudson. WR Andre Rison subsequently stripped the ball from Hudson and Hughes returned the ball for a seven-yard TD.

ALL-TIME OPPONENT OFFENSIVE RETURN SCORES

Date	Opponent	Offensive Score	Result
9/21/75	@ Denver	Jack Dolbin, 2-yard fumble return	L, 33-37
10/9/83	L.A. Raiders	Marcus Allen, fumble recovery in end zone	L, 20-21

YEAR-BY-YEAR LEADERS

RUSHING

Year	Player	No.	Yds.	Avg.	LG	TD	Year	Player	No.	Yds.	Avg.	LG	TD
1960*	Abner Haynes	156	875	5.6	67	9	1987	Christian Okoye	157	660	4.2	43	3
1961	Abner Haynes	179	841	4.7	59	9	1988	Christian Okoye	105	473	4.5	48	3
1962	Abner Haynes	221	1049	4.8	71	13	1989*	Christian Okoye	370	1480	4.0	59	12
1963	Curtis McClinton	142	568	4.0	36	3	1990	Barry Word	204	1015	5.0	53	4
1964	Abner Haynes	137	713	5.2	80	4	1991	Christian Okoye	225	1031	4.6	48	9
1965	Curtis McClinton	175	661	3.8	48	6	1992	Barry Word	163	607	3.7	44	4
1966	Mike Garrett	147	801	5.4	77	6	1993	Marcus Allen	206	764	3.7	39	12
1967	Mike Garrett	236	1087	4.6	58	9	1994	Marcus Allen	189	709	3.8	36	7
1968	Robert Holmes	174	866	5.0	76	7	1995	Marcus Allen	207	890	4.3	38	5
1969	Mike Garrett	168	732	4.4	34	6	1996	Marcus Allen	206	830	4.0	35	9
1970	Ed Podolak	168	749	4.5	65	3	1997	Greg Hill	157	550	3.5	38	0
1971	Ed Podolak	184	708	3.8	25	9	1998	Donnell Bennett	148	527	3.6	26	5
1972	Ed Podolak	171	615	3.6	28	4	1999	Donnell Bennett	161	627	3.9	44	8
1973	Ed Podolak	210	721	3.4	25	3	2000	Tony Richardson	147	697	4.7	33	3
1974	Woody Green	135	509	3.8	43	3	2001*	Priest Holmes	327	1555	4.8	41	8
1975	Woody Green	167	611	3.7	42	5	2002	Priest Holmes	313	1615	5.2	56	21
1976	MacArthur Lane	162	542	3.3	20	5	2003	Priest Holmes	320	1420	4.4	31	27
1977	Ed Podolak	133	550	4.1	41	5	2004	Priest Holmes	196	892	4.6	33	14
1978	Tony Reed	206	1053	5.1	62	6	2005	Larry Johnson	336	1750	5.2	49	20
1979	Ted McKnight	153	755	4.9	84	8	2006	Larry Johnson	416	1789	4.3	47	17
1980	Ted McKnight	206	693	3.4	25	3	2007	Larry Johnson	158	559	3.5	54	3
1981	Joe Delaney	234	1121	4.8	82	3	2008	Larry Johnson	193	874	4.5	65	5
1982	Joe Delaney	95	380	4.0	36	0	2009	Jamaal Charles	190	1170	5.9	76	7
1983	Billy Jackson	152	499	3.3	19	2	2010	Jamaal Charles	230	1467	6.4	80	5
1984	Herman Heard	165	684	4.1	69	4	2011	Jackie Battle	149	597	4.0	34	2
1985	Herman Heard	164	595	3.6	33	4	2012	Jamaal Charles	285	1509	5.3	91	5
1986	Mike Pruitt	139	448	3.2	16	2							

PASSING

Year	Player	Att.-Comp.	Yds.	Pct.	TD	INT	Rate	Year	Player	Att.-Comp.	Yds.	Pct.	TD	INT	Rate
1960	Cotton Davidson	379-179	2474	.472	15	16	64.5	1987	Bill Kenney	273-154	2107	.564	15	9	85.8
1961	Cotton Davidson	330-151	2445	.458	17	23	59.3	1988	Steve DeBerg	414-224	2935	.541	16	16	73.5
1962*	Len Dawson	310-189	2759	.610	29	17	98.4	1989	Steve DeBerg	324-196	2529	.605	11	16	75.8
1963	Len Dawson	352-190	1389	.540	26	19	77.6	1990	Steve DeBerg	444-258	3444	.581	23	4	96.3
1964*	Len Dawson	354-199	2879	.562	30	18	89.9	1991	Steve DeBerg	434-256	2965	.590	17	14	79.3
1965	Len Dawson	305-163	2262	.534	21	14	81.3	1992	Dave Krieg	413-230	3115	.557	15	12	79.9
1966*	Len Dawson	284-159	2527	.560	26	10	101.9	1993	Joe Montana	298-181	2144	.607	13	7	87.4
1967	Len Dawson	357-206	2651	.577	24	17	83.5	1994	Joe Montana	493-299	3283	.606	16	9	83.6
1968*	Len Dawson	224-131	2109	.585	17	9	98.8	1995	Steve Bono	520-293	3121	.563	21	10	79.5
1969	Len Dawson	166-98	1323	.590	9	13	70.0	1996	Steve Bono	438-235	2572	.537	12	13	68.0
1970	Len Dawson	262-141	1876	.538	13	14	71.3	1997	Elvis Grbac	314-179	1943	.570	11	6	79.1
1971	Len Dawson	301-167	2504	.552	15	13	81.8	1998	Rich Gannon	352-206	2305	.582	10	6	80.1
1972	Len Dawson	305-175	1835	.574	13	12	73.1	1999	Elvis Grbac	499-294	3389	.589	22	15	81.7
1973	Mike Livingston	145-75	916	.517	6	7	65.2	2000	Elvis Grbac	547-342	4169	.596	28	14	89.9
1974	Len Dawson	235-138	1573	.587	7	13	66.0	2001	Trent Green	523-296	3783	.566	17	24	71.1
1975	Len Dawson	140-93	1095	.664	5	4	89.9	2002	Trent Green	470-287	3690	.611	26	13	92.6
1976	Mike Livingston	338-189	2682	.559	12	13	77.9	2003	Trent Green	523-330	4039	.631	24	12	92.6
1977	Mike Livingston	282-143	1823	.507	15	9	59.8	2004	Trent Green	556-369	4591	.664	27	17	95.2
1978	Mike Livingston	290-159	1573	.548	5	13	57.3	2005	Trent Green	507-317	4014	.625	17	10	90.1
1979	Steve Fuller	270-146	1484	.541	6	14	55.8	2006	Damon Huard	244-148	1878	.607	11	1	98.0
1980	Steve Fuller	320-193	2250	.603	10	12	76.1	2007	Damon Huard	332-206	2257	.620	11	13	76.8
1981	Bill Kenney	274-147	1983	.536	9	16	63.8	2008	Tyler Thigpen	420-230	2608	.548	18	12	76.0
1982	Bill Kenney	169- 95	1192	.562	7	6	77.0	2009	Matt Cassel	493-271	2924	.550	16	16	69.9
1983	Bill Kenney	603-346	4348	.574	24	18	80.8	2010	Matt Cassel	450-262	3116	.582	27	7	93.0
1984	Bill Kenney	282-151	2098	.535	15	10	80.7	2011	Matt Cassel	269-160	1713	.595	10	9	76.6
1985	Bill Kenney	338-181	2536	.536	17	9	83.6	2012	Matt Cassel	277-161	1796	.581	6	12	66.7
1986	Bill Kenney	308-161	1922	.523	13	11	70.8								

PASS RECEIVING

Year	Player	No.	Yds.	Avg.	LG	TD	Year	Player	No.	Yds.	Avg.	LG	TD
1960	Abner Haynes	55	576	10.5	34	3	1987	Carlos Carson	55	1044	19.0	81	7
1961	Chris Burford	51	850	16.7	54	5	1988	Stephone Paige	61	902	14.8	49	7
1962	Chris Burford	45	645	14.4	49	12	1989	Stephone Paige	44	759	17.3	50	2
1963	Chris Burford	68	824	12.1	69	9	1990	Stephone Paige	65	1021	15.7	86	5
1964	Frank Jackson	62	943	15.2	72	9	1991	Robb Thomas	43	495	11.5	39	1
1965	Chris Burford	47	575	12.2	57	6	1992	Todd McNair	44	380	8.6	36	1
1966	Otis Taylor	58	1297	22.4	89	8	1993	Willie Davis	52	909	17.5	66	7
1967	Otis Taylor	59	958	16.2	71	11	1994	Kimble Anders	67	525	7.8	30	1
1968	Mike Garrett	33	359	10.9	43	3	1995	Kimble Anders	55	349	6.3	28	1
1969	Mike Garrett	43	432	10.0	41	2	1996	Kimble Anders	60	529	8.8	45	2
1970	Otis Taylor	34	618	18.2	59	3	1997	Andre Rison	72	1092	15.2	45	7
1971	Otis Taylor	57	1110	19.5	82	7	1998	Kimble Anders	64	462	7.2	29	2
1972	Otis Taylor	57	821	14.4	44	6	1999	Tony Gonzalez	76	849	11.2	73	11
1973	Ed Podolak	55	445	8.1	25	0	2000	Tony Gonzalez	93	1203	12.9	39	9
1974	Ed Podolak	43	306	7.1	26	1	2001	Tony Gonzalez	73	917	12.6	36	6
1975	Ed Podolak	37	332	9.0	21	2	2002	Priest Holmes	70	672	9.6	64	3
1976*	MacArthur Lane	66	686	10.4	44	1	2003	Priest Holmes	74	690	9.3	36	0
1977	Walter White	48	674	14.0	48	5	2004*	Tony Gonzalez	102	1258	12.3	32	7
1978	Tony Reed	48	483	10.1	44	1	2005	Tony Gonzalez	78	905	11.6	39	2
1979	Ted McKnight	38	226	6.0	24	0	2006	Tony Gonzalez	73	900	12.3	57	5
1980	Henry Marshall	47	799	17.0	75	6	2007	Tony Gonzalez	99	1172	11.8	31	5
1981	J.T. Smith	63	852	13.5	42	2	2008	Tony Gonzalez	96	1058	11.0	35	10
1982	Henry Marshall	40	549	13.7	44	3	2009	Dwayne Bowe	47	589	12.5	41	4
1983	Carlos Carson	80	1351	16.9	50	7	2010	Dwayne Bowe	72	1162	16.1	75	15
1984	Henry Marshall	62	912	14.7	37	4	2011	Dwayne Bowe	81	1159	14.3	52	5
1985	Carlos Carson	47	843	17.9	34	4	2012	Dwayne Bowe	59	801	13.6	47	3
1986	Stephone Paige	52	829	15.9	51	11							

INTERCEPTIONS

Year	Player	No.	Yds.	Avg.	TD	Year	Player	No.	Yds.	Avg.	TD	
1960	David Webster	6	156	26.0	2	1987	Deron Cherry	3	58	19.3	0	
1961	David Webster	5	50	10.0	0		Kevin Ross	3	40	13.3	0	
1962	Bobby Hunt	8	101	12.7	0	1988	Deron Cherry	7	51	7.3	0	
1963	Bobby Hunt	6	228	38.0	0	1989	Albert Lewis	4	37	9.3	0	
1964	Bobby Hunt	7	133	19.0	1		Kevin Ross	4	29	7.3	0	
1965	Fred Williamson	7	89	12.7	0	1990	Kevin Ross	5	97	19.4	0	
1966*	Johnny Robinson	10	136	13.6	1	1991	Deron Cherry	4	31	7.8	0	
	Bobby Hunt	10	113	11.3	0	1992	Dale Carter	7	65	9.3	1	
1967	Fletcher Smith	6	150	25.0	0	1993	Albert Lewis	6	61	10.2	0	
1968	Johnny Robinson	6	40	6.7	0	1994	Charles Mincy	3	49	16.3	0	
1969*	Ermitt Thomas	9	147	18.4	1	1995	Dale Carter	4	45	11.3	0	
1970*	Johnny Robinson	10	155	15.5	0	1996	Mark Collins	6	45	7.5	0	
1971	Ermitt Thomas	8	145	18.1	1	1997*	Mark McMillian	8	274	34.3	3	
1972*	Mike Sensibaugh	8	65	8.1	0	1998	James Hasty	4	42	10.5	0	
1973	Ermitt Thomas	3	65	21.6	0	1999	James Hasty	7	98	14.0	2	
	Mike Sensibaugh	3	58	19.3	0	2000	James Hasty	4	53	13.3	0	
	Willie Lanier	3	47	16.6	1	2001	Eric Warfield	4	61	15.3	1	
	Jim Kearney	3	30	10.0	0	2002	Greg Wesley	6	170	28.3	0	
1974*	Ermitt Thomas	12	214	18.8	2	2003	Greg Wesley	6	63	10.5	0	
1975	Ermitt Thomas	6	119	19.8	0		Dexter McCleon	6	-3	-0.5	0	
1976	Kerry Reardon	5	26	5.2	0	2004	Greg Wesley	4	92	23.0	0	
1977	Gary Barbaro	8	165	20.6	1		Eric Warfield	4	49	12.3	1	
1978	Tim Gray	6	118	19.7	0	2005	Greg Wesley	6	106	17.7	0	
1979	Gary Barbaro	7	142	20.3	1	2006	Ty Law	4	11	2.8	0	
1980	Gary Barbaro	10	163	16.3	0	2007	Jarrad Page	3	37	12.3	0	
1981	Eric Harris	7	109	15.6	0	2008	Jarrad Page	4	2	0.5	0	
1982	Eric Harris	3	66	22.0	1	2009	Brandon Flowers	5	38	7.6	0	
	Gary Barbaro	3	48	16.0	1	2010	Eric Berry	4	102	25.5	1	
1983	Deron Cherry	7	100	14.3	0	2011	Brandon Flowers	4	95	23.8	1	
1984	Deron Cherry	7	140	20.0	0		Brandon Carr	4	17	4.3	0	
1985	Albert Lewis	8	59	7.4	0	2012	Brandon Flowers	3	28	9.3	0	
1986*	Deron Cherry	9	150	16.7	0							

SACKS

Year	Player	Sacks/Yds	Year	Player	Sacks/Yds	Year	Player	Sacks/Yds
1974	Marvin Upshaw	9.5/49.0	1988	Bill Maas	4.0/34.0	2001	Duane Clemons	7.0/68.5
1975	Wilbur Young	9.5/73.0	1989	Derrick Thomas	10.0/95.5	2002	Eric Hicks	9.0/69.5
1976	Lawrence Estes	5.0/52.0	1990*	Derrick Thomas	20.0/150.0	2003	Vonnie Holliday	5.5/50.0
1977	Wilbur Young	5.5/51.5	1991	Derrick Thomas	13.5/112.0	2004	Jared Allen	9.0/47.0
1978	Art Still	8.5/59.0	1992	Neil Smith	14.5/114.5	2005	Jared Allen	11.0/65.0
1979	Art Still	8.5/63.5		Derrick Thomas	14.5/113.0	2006	Tamba Hali	8.0/48.0
1980	Art Still	4.5/115.0	1993*	Neil Smith	15.0/127.0	2007*	Jared Allen	15.5/111.0
1981	Ken Kremer	8.0/57.5	1994	Neil Smith	11.5/89.0	2008	Tamba Hali	3.0/23.0
1982	Art Still	4.0/34.0	1995	Neil Smith	12.0/82.0	2009	Tamba Hali	8.5/45.5
1983	Mike Bell	10.0/62.0	1996	Derrick Thomas	13.0/109.0	2010	Tamba Hali	14.5/91.5
1984	Art Still	14.5/86.0	1997	Dan Williams	10.5/57.5	2011	Tamba Hali	12.0/80.0
1985	Bill Maas	7.0/51.0	1998	Derrick Thomas	12.0/79.0	2012	Justin Houston	10.0/69.0
1986	Art Still	10.5/77.0	1999	Derrick Thomas	7.0/65.0			
1987	Mike Bell	6.5/44.0	2000	Eric Hicks	14.0/73.0			

Note: Sacks became recognized as an official NFL statistic in 1982. The Chiefs began recording sacks in 1974.

TACKLES

Year	Player	Tackles	Year	Player	Tackles	Year	Player	Tackles
1977	Willie Lanier	132 (88 solo)	1989	Deron Cherry	87 (45 solo)	2001	Donnie Edwards	147 (112 solo)
1978	Gary Spani	144 (102 solo)	1990	Dino Hackett	95 (53 solo)	2002	Mike Maslowski	162 (109 solo)
1979	Gary Spani	157 (115 solo)	1991	Deron Cherry	116 (59 solo)	2003	Scott Fujita	151 (110 solo)
1980	Gary Spani	149 (98 solo)	1992	Tracy Simien	97 (56 solo)	2004	Scott Fujita	112 (71 solo)
1981	Gary Spani	153 (104 solo)	1993	Tracy Simien	105 (68 solo)	2005	Kawika Mitchell	135 (100 solo)
1982	Art Still	68 (44 solo)	1994	Tracy Simien	99 (65 solo)	2006	Kawika Mitchell	118 (88 solo)
1983	Jerry Blanton	136 (83 solo)	1995	Tracy Simien	106 (75 solo)	2007	Napoleon Harris	123 (97 solo)
1984	Art Still	131 (107 solo)	1996	Mark Collins	119 (94 solo)	2008	Bernard Pollard	98 (78 solo)
1985	Deron Cherry	134 (85 solo)	1997	Reggie Tongue	142 (91 solo)	2009	Demorris Williams	142 (90 solo)
1986	Dino Hackett	140 (78 solo)	1998	Donnie Edwards	151 (97 solo)	2010	Derrick Johnson	147 (107 solo)
1987	Dino Hackett	103 (74 solo)	1999	Donnie Edwards	143 (105 solo)	2011	Derrick Johnson	179 (131 solo)
1988	Deron Cherry	151 (90 solo)	2000	Donnie Edwards	151 (119 solo)	2012	Derrick Johnson	125 (110 solo)

Note: The Chiefs began recording tackle totals in 1977.

SPECIAL TEAMS TACKLES

Year	Player	Tackles	Year	Player	Tackles	Year	Player	Tackles
1982	Al Steinfeld	18 (13 solo)		Todd McNair	14 (11 solo)	2002	Gary Stills	34 (25 solo)
1983	Albert Lewis	27 (23 solo)		Bennie Thompson	14 (11 solo)	2003	Gary Stills	29 (24 solo)
1984	Ken Jolly	28 (19 solo)	1994	Greg Manuskus	23 (22 solo)	2004	Gary Stills	25 (19 solo)
1985	Walt Arnold	20 (12 solo)		Monty Grow	23 (21 solo)	2005	Rich Scanlon	29 (20 solo)
1986	Sherman Cocroft	22 (21 solo)	1995	Greg Manuskus	23 (18 solo)	2006	Kris Griffin	22 (14 solo)
1987	Tim Cofield	19 (10 solo)		Tracy Rogers	23 (15 solo)	2007	Nate Harris	20 (10 solo)
1988	Angelo Snipes	26 (17 solo)	1996	Greg Manuskus	26 (20 solo)	2008	Jon McGraw	23 (19 solo)
1989	Rob McGovern	24 (18 solo)	1997	Greg Manuskus	25 (20 solo)	2009	Jovan Belcher	17 (16 solo)
1990	Todd McNair	27 (22 solo)	1998	Greg Manuskus	23 (14 solo)	2010	Terrance Copper	19 (14 solo)
1991	Tim Barnett	15 (12 solo)	1999	Greg Manuskus	27 (19 solo)	2011	Cory Greenwood	15 (10 solo)
1992	Bennie Thompson	27 (20 solo)	2000	Mike Maslowski	25 (20 solo)	2012	Edgar Jones	7 (7 solo)
1993	Fred Jones	14 (14 solo)	2001	Gary Stills	18 (14 solo)			

Note: The Chiefs began recording special teams tackle totals in 1982.

PUNTING

Year	Player	No.	Yds.	Avg.	In 20	LG	Year	Player	No.	Yds.	Avg.	In 20	LG
1960	Cotton Davidson	58	2287	39.4	—	—	1987	Kelly Goodburn	59	2412	40.9	13	55
1961	Cotton Davidson	61	2479	40.6	—	62	1988	Kelly Goodburn	66	3059	40.3	10	59
1962	Eddie Wilson	47	1691	36.0	—	52	1989	Kelly Goodburn	67	2688	40.1	25	54
1963	Jerrel Wilson	61	2628	43.1	—	72	1990	Bryan Barker	64	2479	38.7	16	56
1964	Jerrel Wilson	78	3326	42.6	—	70	1991	Bryan Barker	57	2303	40.4	11	57
1965*	Jerrel Wilson	69	3132	45.4	—	64	1992	Bryan Barker	75	3245	43.3	16	65
1966	Jerrel Wilson	62	2715	43.8	—	69	1993	Bryan Barker	76	3240	42.6	19	59
1967	Jerrel Wilson	41	1739	42.4	—	59	1994	Louie Aguiar	85	3582	42.1	15	61
1968*	Jerrel Wilson	63	2841	45.1	—	70	1995	Louie Aguiar	91	3990	43.8	29	65
1969	Jerrel Wilson	68	3022	44.4	—	62	1996	Louie Aguiar	88	3667	41.7	25	68
1970	Jerrel Wilson	76	3415	44.9	—	68	1997	Louie Aguiar	82	3465	42.3	28	65
1971	Jerrel Wilson	64	2864	44.8	—	68	1998	Louie Aguiar	75	3226	43.0	20	59
1972*	Jerrel Wilson	66	2960	44.8	—	69	1999	Daniel Pope	101	4218	41.8	20	64
1973*	Jerrel Wilson	80	3642	45.5	—	68	2000	Todd Sauerbrun	82	3656	44.6	28	68
1974	Jerrel Wilson	83	3462	41.7	—	64	2001	Dan Strzyzinski	73	2976	40.8	27	76
1975	Jerrel Wilson	54	2233	41.4	—	64	2002	Dan Strzyzinski	64	2422	37.8	15	56
1976	Jerrel Wilson	65	2729	42.0	15	62	2003	Jason Baker	80	3156	39.5	21	68
1977	Jerrel Wilson	88	3510	39.4	11	59	2004	Steve Cheek	42	1643	39.1	8	55
1978	Zenon Andrusyshyn	79	3247	41.1	18	61	2005	Dustin Colquitt	65	2564	39.4	27	62
1979*	Bob Grupp	89	3883	43.6	23	74	2006	Dustin Colquitt	71	3145	44.3	23	72
1980	Bob Grupp	84	3317	39.5	23	57	2007	Dustin Colquitt	95	4322	45.5	27	81
1981	Bob Grupp	41	1556	38.0	5	57	2008	Dustin Colquitt	70	3110	44.4	27	73
1982	Jeff Gossett	33	1366	41.4	6	56	2009	Dustin Colquitt	96	4361	45.4	41	70
1983	Jim Arnold	93	3710	39.9	21	64	2010	Dustin Colquitt	88	3908	44.4	33	72
1984	Jim Arnold	98	4397	44.9	22	63	2011	Dustin Colquitt	89	4084	45.9	27	68
1985	Jim Arnold	93	3827	41.2	15	62	2012	Dustin Colquitt	83	3887	46.8	45	71
1986	Lewis Colbert	99	4033	40.7	23	56							

PUNT RETURNS

Year	Player	No.	Yds.	Avg.	LG	TD	Year	Player	No.	Yds.	Avg.	LG	TD
1960	Abner Haynes	14	215	15.4	46	0	1987	Michael Clemons	19	162	8.5	44	0
1961	Abner Haynes	19	196	10.3	44	0	1988	Kitrick Taylor	29	187	6.4	16	0
1962	Frank Jackson	11	117	10.6	29	0	1989	Pete Mandley	19	151	7.9	19	0
1963	Frank Jackson	11	95	8.6	17	0	1990	Naz Worthen	25	180	7.2	37	0
1964	Willie Mitchell	18	167	9.3	36	0	1991	Troy Stradford	22	150	6.8	18	0
1965	Willie Mitchell	19	242	12.7	71	1	1992	Dale Carter	38	398	10.5	86	2
1966	Mike Garrett	17	139	8.2	79	1	1993	Dale Carter	27	247	9.1	30	0
1967	Noland Smith	26	212	8.2	59	0	1994	Danan Hughes	27	192	7.1	43	0
1968*	Noland Smith	18	270	15.0	80	1	1995	Tamarick Vanover	51	540	10.6	86	1
1969	Noland Smith	9	107	11.9	80	0	1996	Tamarick Vanover	17	116	6.8	24	0
1970*	Ed Podolak	23	311	13.5	60	0	1997	Tamarick Vanover	35	383	10.9	82	1
1971	Ed Podolak	13	84	6.5	23	0	1998	Tamarick Vanover	27	264	9.8	37	0
1972	Larry Marshall	18	103	5.7	29	0	1999	Tamarick Vanover	51	627	12.3	80	2
1973	Larry Marshall	29	180	6.2	31	0	2000	Kevin Lockett	26	208	8.0	26	0
1974	Ed Podolak	15	134	8.9	54	0	2001	Dante Hall	32	235	7.3	26	0
1975	Charlie Thomas	12	112	9.3	34	0	2002	Dante Hall	29	390	13.4	90	2
1976	Larry Brunson	31	387	12.5	48	0	2003	Dante Hall	29	472	16.3	93	2
1977	Gary Green	14	115	8.2	18	0	2004	Dante Hall	23	232	10.1	46	0
1978	Eddie Payton	32	364	11.4	39	0	2005	Dante Hall	42	276	6.6	52	0
1979	J.T. Smith	58	612	10.6	88	2	2006	Dante Hall	27	240	8.9	60t	1
1980*	J.T. Smith	40	581	14.5	75	2	2007	Eddie Drummond	32	222	6.9	22	0
1981	J.T. Smith	50	528	10.6	62	0	2008	Kevin Robinson	11	94	8.5	32	0
1982	Anthony Hancock	12	103	8.6	30	0	2009	Bobby Wade	21	160	7.6	18	0
1983	J.T. Smith	26	210	8.1	19	0	2010	Javier Arenas	39	322	8.3	36	0
1984	J.T. Smith	39	332	8.5	27	0	2011	Javier Arenas	32	410	12.8	37	0
1985	Garcia Lane	43	381	8.9	57	0	2012	Javier Arenas	34	297	8.7	27	0
1986	Jeff Smith	29	245	8.4	48	0							

KICKOFF RETURNS

Year	Player	No.	Yds.	Avg.	LG	TD	Year	Player	No.	Yds.	Avg.	LG	TD
1960	Abner Haynes.....	19	434	22.8	82	0	1987*	Paul Palmer.....	38	923	24.3	95	2
1961*	Dave Grayson.....	16	453	28.3	73	0	1988	Kenny Gamble.....	15	291	19.4	31	0
1962	Dave Grayson.....	18	535	29.7	59	0	1989	Danny Copeland....	26	466	17.9	36	0
1963	Dave Grayson.....	20	564	28.2	99	1	1990	Todd McNair.....	14	227	16.2	23	0
1964	Dave Grayson.....	30	679	22.6	80	0	1991	Harvey Williams....	24	524	21.8	76	0
1965	Bert Coan.....	19	479	25.2	52	0	1992	Harvey Williams....	21	405	19.3	37	0
1966	Emmitt Thomas....	29	673	23.2	63	0	1993	Danan Hughes.....	14	266	19.0	30	0
1967	Noland Smith.....	41	1148	28.0	106	1	1994	Ron Dickerson.....	21	472	22.5	62	0
1968	Noland Smith.....	23	549	23.9	37	0	1995	Tamarick Vanover...	43	1095	25.5	99	2
1969	Warren McVea.....	13	318	24.5	40	0	1996*	Tamarick Vanover...	33	854	25.9	97	1
1970	Robert Holmes.....	19	535	28.2	48	0	1997	Tamarick Vanover...	51	1308	25.6	94	1
1971	Kerry Reardon.....	12	308	25.7	41	0	1998	Tamarick Vanover...	41	956	23.3	62	0
1972	Larry Marshall....	23	651	28.3	48	0	1999	Tamarick Vanover...	44	886	20.1	29	0
1973	Larry Marshall....	14	391	27.9	38	0	2000	Michael Cloud.....	36	779	21.6	38	0
1974	Bill Thomas.....	25	571	22.8	33	0	2001	Dante Hall.....	43	969	22.5	71	0
1975	Reggie Craig.....	10	247	24.7	63	0	2002	Dante Hall.....	57	1354	23.8	88	1
1976	Lawrence Williams	25	688	27.6	64	0	2003*	Dante Hall.....	57	1478	25.9	100	2
1977	Ted McKnight.....	12	305	25.4	70	0	2004	Dante Hall.....	68	1718	25.3	97	2
1978	Eddie Payton.....	30	775	25.8	66	0	2005	Dante Hall.....	65	1560	24.0	96	1
1979	Horace Belton.....	22	463	21.0	52	0	2006	Dante Hall.....	53	1207	22.8	60	0
1980	Carlos Carson.....	40	917	22.9	47	0	2007	Eddie Drummond...	37	785	21.2	39	0
1981	James Murphy.....	20	457	22.9	46	0	2008	Dantrell Savage....	26	633	24.3	59	0
1982	Anthony Hancock..	27	609	22.6	68	0	2009	Jamaal Charles.....	36	925	25.7	97	1
1983	Theotis Brown....	15	301	20.1	46	0	2010	Dexter McCluster...	26	527	20.3	36	0
1984	J.T. Smith.....	19	391	20.6	39	0	2011	Dexter McCluster...	25	557	22.3	35	0
1985	Jeff Smith.....	33	654	19.8	39	0	2012	Shaun Draughn....	23	537	23.3	41	0
1986	Boyce Green.....	10	254	25.4	97	1							

LEADING SCORER

Year	Player	TD	PAT	FG	Points	Year	Player	TD	PAT	FG	Points	
1960	Jack Spikes.....	5	34	13	103	1987	Nick Lowery.....	0	26	19	83	
1961	Jack Spikes.....	5	10	4	54	1988	Nick Lowery.....	0	23	27	104	
1962	Abner Haynes.....	19	0	0	114	1989	Nick Lowery.....	0	34	24	106	
1963	Chris Burford....	9	1#	0	56	1990*	Nick Lowery.....	0	37	34	139	
1964	Tommy Brooker....	0	46	8	70	1991	Nick Lowery.....	0	35	25	110	
1965	Tommy Brooker....	0	37	13	76	1992	Nick Lowery.....	0	39	22	105	
1966	Mike Mercer.....	0	35	20	93	1993	Nick Lowery.....	0	37	23	106	
1967	Jan Stenerud.....	0	45	21	108	1994	Lin Elliott.....	0	30	25	105	
1968	Jan Stenerud.....	0	39	30	129	1995	Lin Elliott.....	0	34	24	106	
1969	Jan Stenerud.....	0	38	27	119	1996	Pete Stoyanovich...	0	34	17	85	
1970	Jan Stenerud.....	0	26	30	116	1997	Pete Stoyanovich...	0	35	26	113	
1971	Jan Stenerud.....	0	32	26	110	1998	Pete Stoyanovich...	0	34	27	115	
1972	Jan Stenerud.....	0	32	21	95	1999	Pete Stoyanovich...	0	45	21	108	
1973	Jan Stenerud.....	0	21	24	93	2000	Todd Peterson.....	0	25	15	70	
1974	Jan Stenerud.....	0	24	17	75	2001	Todd Peterson.....	0	27	27	108	
1975	Jan Stenerud.....	0	30	22	96	2002*	Priest Holmes.....	24	0	0	144	
1976	Jan Stenerud.....	0	27	21	90	2003	Priest Holmes.....	27	0	0	162	
1977	Jan Stenerud.....	0	27	8	51	2004	Lawrence Tynes....	0	58	17	109	
1978	Jan Stenerud.....	0	25	20	85	2005	Larry Johnson.....	21	0	0	126	
1979	Jan Stenerud.....	0	23	12	64	2006	Larry Johnson.....	19	0	0	114	
1980	Nick Lowery.....	0	37	20	97	2007	Dave Rayner.....	0	14	15	59	
1981	Nick Lowery.....	0	37	26	115	2008	Tony Gonzalez.....	10	0	0	60	
1982	Nick Lowery.....	0	17	19	74	2009	Ryan Succop.....	0	29	25	104	
1983	Nick Lowery.....	0	44	24	116	2010	Ryan Succop.....	0	42	20	102	
1984	Nick Lowery.....	0	35	23	104	2011	Ryan Succop.....	0	20	24	92	
1985	Nick Lowery.....	0	35	24	107	2012	Ryan Succop.....	0	17	28	101	
1986	Nick Lowery.....	0	43	19	100							

LEADING NON-KICK SCORER

Year	Player	Rush TD	Rec TD	Ret TD	Points	Year	Player	Rush TD	Rec TD	Ret TD	Points
1960	Abner Haynes	9	3	0	72	1987	Carlos Carson	0	7	0	42
1961	Abner Haynes	9	3	1	78	1988	Stephone Paige	0	7	0	42
1962	Abner Haynes	13	6	0	114	1989	Christian Okoye	12	0	0	72
1963	Chris Burford	0	9	0	56#	1990	Christian Okoye	7	0	0	42
1964	Frank Jackson	0	9	0	54	1991	Christian Okoye	9	0	0	54
1965	Curtis McClinton	6	3	0	54	1992	Christian Okoye	6	0	0	36
1966	Bert Coan	7	2	0	54	1993*	Marcus Allen	12	3	0	90
	Curtis McClinton	4	5	0	54	1994	Marcus Allen	7	0	0	44#
1967	Otis Taylor	1	11	0	72	1995	Marcus Allen	5	0	0	30
1968	Robert Holmes	7	0	0	42		Steve Bono	5	0	0	30
1969	Mike Garrett	6	2	0	48		Willie Davis	0	5	0	30
1970	Wendell Hayes	5	0	0	30		Tamarick Vanover	0	2	3	30
1971	Ed Podolak	9	0	0	54	1996	Marcus Allen	9	0	0	54
1972	Otis Taylor	0	6	0	36	1997	Marcus Allen	11	0	0	66
	Ed Podolak	4	2	0	36	1998	Bam Morris	8	0	0	48
1973	Otis Taylor	0	4	0	24	1999	Tony Gonzalez	0	11	0	66
1974	Woody Green	3	1	0	24	2000	Derrick Alexander	0	10	0	60
1975	Woody Green	5	1	0	36	2001	Priest Holmes	8	2	0	60
1976	Walter White	0	7	0	42	2002*	Priest Holmes	21	3	0	144
1977	Ed Podolak	5	0	0	30	2003*	Priest Holmes	27	0	0	162
	Walter White	0	5	0	30	2004	Priest Holmes	15	0	0	90
1978	Arnold Morgado	7	0	0	42	2005	Larry Johnson	21	1	0	126
	Tony Reed	6	1	0	42	2006	Larry Johnson	17	2	0	114
1979	Ted McKnight	8	0	0	48	2007	Dwayne Bowe	0	5	0	30
1980	Henry Marshall	0	6	0	36		Tony Gonzalez	0	5	0	30
1981	Billy Jackson	10	1	0	66	2008	Tony Gonzalez	0	10	0	60
1982	Billy Jackson	3	0	0	18	2009	Jamaal Charles	7	1	1	56#
	Henry Marshall	0	3	0	18	2010	Dwayne Bowe	0	15	0	90
1983	Theotis Brown	8	2	0	60	2011	Dwayne Bowe	0	5	0	30
1984	6 Players Tied	-	-	-	24	2012	Jamaal Charles	5	1	0	36
1985	Stephone Paige	0	10	0	60		#Includes two-point conversion *AFL/NFL Leader				
1986	Stephone Paige	0	11	0	66						

NFL RANKING BY YARDAGE

(Compiled Since 1971)

Year	OFFENSE			DEFENSE		
	Total	Rushing	Passing	Total	Rushing	Passing
1971	9	12	7	7	3	24
1972	17	16	18†	15	11	18
1973	20	19	19	7	9	4
1974	16	17	15	25	12	25
1975	15	15	12	25	25	20
1976	7	22	1	27	27	24
1977	16	20	12	28	28	14
1978	15	2	27	20	18	17
1979	27	13	28	12	6	22
1980	28	18†	27	18	21	10
1981	17	3	25	17	3	23
1982	25	21	21	10	19	10
1983	9	28	3	14	20	10
1984	17	27	7	24	16	23
1985	22	28	11	21	20	20
1986	28	27	21	8	11	12
1987	24	19	26	27	27	22
1988	22	22	16	10	28	1
1989	13	4	21	2	12	2
1990	7	10	9	16	12	17
1991	5	3	14	13	18	16
1992	25	23	20	5	15	2
1993	16	20	15	11	9	14
1994	5	11	7	12	16	10
1995	14	1	25	2	3	5
1996	22	4	26	18	13	22
1997	14	5	24	11	7	16
1998	19	23	16	9	18	7
1999	12	4	22	14	11	16
2000	8	25	5	18	17	20
2001	5	6	5	23	27	14
2002	4	3	11	32	24	31
2003	2	15	2	29	30	20
2004	1	5	4	31	12	32
2005	1	4	6	25	7	30
2006	16	9	22	16	18	18
2007	31	32	20	13	28	5
2008	24	16	20	31	30	28
2009	25	11	25	30	31	22
2010	12	1	30	14	14	17
2011	27	15	25	11	26	6
2012	24	5	32	20	27	12

† Tied for position

OFFENSE YEAR-BY-YEAR

Year	Total Plays	First Downs	Rush Yards	Pass Yards	Total Yards	Total Points	Year	Total Plays	First Downs	Rush Yards	Pass Yards	Total Yards	Total Points
1960	918	255	1814	2831	4645	362	1987#	899	265	1799	2619	4418	273
1961	838	234	2183	2576	4759	334	1988	1019	289	1713	3131	4844	254
1962	840	259	2407	2455	4862	389	1989	1017	304	2227	3038	5265	318
1963	872	250	1697	2651	4348	347	1990	975	280	1948	3267	5215	369
1964	871	244	1839	2871	4710	366	1991	1021	322	2217	3104	5321	322
1965	833	228	1736	2554	4290	322	1992	907	246	1532	2792	4324	348
1966	846	266	2274	2840	5114	448	1993	970	300	1655	3180	4835	328
1967	872	251	2018	2472	4490	408	1994	1098	322	1732	3960	5692	319
1968	831	223	2227	2276	4503	371	1995	1059	295	2222	3020	5242	358
1969	899	258	2220	2387	4607	359	1996	1045	312	2009	2890	4899	297
1970	770	183	1858	1719	3577	272	1997	1054	315	2171	2893	5064	375
1971	836	240	1843	2347	4190	302	1998	1012	289	1548	3260	4808	327
1972	894	245	1915	2041	3956	287	1999	1049	282	2082	3239	5321	390
1973	863	208	1793	1743	3536	231	2000	999	321	1465	4149	5614	355
1974	901	224	1720	2108	3828	233	2001	1015	324	2008	3665	5673	320
1975	933	261	1847	2360	4207	282	2002	965	343	2378	3622	6000	467
1976	959	275	1873	2929	4804	290	2003	1003	348	1929	3981	5910	484
1977	878	228	1843	2093	3936	225	2004	1089	398	2289	4406	6695	483
1978	1054	287	2986	1834	4820	243	2005	1059	347	2382	3810	6192	403
1979	972	241	2316	1660	3976	238	2006	1004	310	2143	3000	5143	331
1980	1009	270	1873	2448	4321	319	2007	1001	255	1248	3181	4429	226
1981	1057	315	2633	2640	5273	343	2008	957	273	1810	3129	4939	291
1982*	573	163	943	1555	2498	176	2009	1019	256	1929	2922	4851	294
1983	1074	314	1254	4341	5595	386	2010	1063	319	2627	2968	5595	366
1984	1034	295	1527	3568	5095	314	2011	1021	277	1893	3080	4973	212
1985	982	258	1486	3391	4877	317	2012	1015	286	2395	2713	5108	211
1986	1003	264	1468	2750	4218	358							

Bold Denotes Club Record *Italics Denotes NFL Record* Yardages Net *Nine Games #15 Games

DEFENSE YEAR-BY-YEAR

Year	Total Plays	First Downs	Rush Yards	Pass Yards	Total Yards	Total Points	Year	Total Plays	First Downs	Rush Yards	Pass Yards	Total Yards	Total Points
1960	924	253	980	3002	3982	253	1987#	1045	344	2333	3306	5639	388
1961	844	248	1525	3077	4602	343	1988	1042	318	2592	2434	5026	320
1962	848	239	1250	2701	3951	233	1989	952	253	1766	2527	4293	253
1963	856	228	1558	2629	4187	263	1990	945	268	1640	3241	4881	257
1964	856	204	1315	2620	3935	306	1991	927	275	1770	3228	4998	252
1965	847	200	1366	2457	3749	285	1992	949	256	1767	2537	4324	282
1966	873	222	1356	2614	3970	276	1993	1013	300	1620	3151	4771	291
1967	843	221	1408	2536	3944	254	1994	989	289	1734	3266	5000	298
1968	900	215	1266	2823	4089	170	1995	1047	289	1327	3222	4549	241
1969	808	181	1091	2072	3163	177	1996	1008	296	1666	3538	5204	300
1970	851	226	1657	2010	3667	244	1997	974	278	1621	3259	4880	232
1971	813	223	1337	2506	3770	208	1998	1010	321	1869	2985	4854	363
1972	853	227	1805	2222	4027	254	1999	1033	281	1557	3482	5039	322
1973	856	209	1956	1619	3575	192	2000	1041	330	1809	3417	5280	354
1974	936	267	1801	2663	4464	293	2001	1003	296	2140	3164	5304	344
1975	915	289	2712	2512	5224	341	2002	1081	367	2067	4181	6248	399
1976	899	309	2861	2496	5359	376	2003	1054	322	2344	3363	5707	332
1977	992	304	2971	2022	4993	349	2004	960	327	1834	4203	6037	435
1978	995	284	2389	2582	4971	327	2005	971	292	1570	3679	5249	325
1979	1088	297	1847	3124	4971	262	2006	999	298	1928	3334	5262	315
1980	1096	328	2206	3109	5315	336	2007	980	278	2089	3022	5111	335
1981	1102	316	1747	3626	5373	290	2008	1041	344	2543	3748	6291	440
1982*	556	170	1066	1667	2733	184	2009	1062	318	2504	3707	6211	424
1983	1089	319	2275	3111	5386	367	2010	1028	293	1764	3519	5283	326
1984	1159	335	1982	3645	5625	324	2011	991	291	2112	3221	5333	338
1985	1126	336	2169	3489	5658	360	2012	973	301	2171	3533	5704	425
1986	1098	310	1739	3195	4934	326							

Bold Denotes Club Record *Italics Denotes NFL Record* Yardages Net *Nine Games #15 Games

TURNOVERS YEAR-BY-YEAR

YEAR	TAKEAWAYS			GIVEAWAYS			RATIO
	INTS	FUMBLES	TOTAL	INTS	FUMBLES	TOTAL	
1960	27	16	43	19	18	37	+6
1961	20	18	38	18	18	37	+2
1962	32	17	49	17	14	31	+18
1963	26	19	45	22	16	38	+7
1964	28	19	47	21	19	40	+7
1965	20	13	33	20	21	41	-8
1966	33	8	41	15	16	31	+10
1967	31	11	42	19	8	27	+15
1968	37	12	49	11	16	27	+22
1969	32	15	47	20	19	39	+8
1970	31	12	43	16	15	31	+12
1971	27	7	34	13	13	26	+8
1972	24	19	43	20	12	32	+11
1973	21	18	39	13	18	31	+8
1974	28	16	44	25	13	38	+6
1975	20	22	42	15	18	33	+9
1976	23	20	43	17	16	33	+10
1977	21	23	44	26	21	47	-3
1978	21	14	35	16	18	34	+1
1979	23	14	37	18	18	36	+1
1980	28	15	43	14	16	30	+13
1981	26	21	47	22	24	46	+1
1982*	12	10	22	8	4	12	+10
1983	30	21	51	19	19	38	+13
1984	30	11	41	22	15	37	+5
1985	27	14	41	23	11	34	+7
1986	31	18	49	18	17	35	+14
1987#	11	17	28	17	24	41	-13
1988	18	13	31	21	12	33	-2
1989	15	18	33	23	18	41	-8
1990	20	25†	45†	5†	14	19	+26†
1991	15	18	33	14	8†	22	+11
1992	24	15	39	12	9	21	+18†
1993	21	17	38	10	18	28	+10
1994	12	26†	38	14	12	26	+12
1995	16	17	33	10	11	21	+12†
1996	17	10	27	14	10	24	+3
1997	21	13	34	10	10	20	+14
1998	13	20	33	18	14	32	+1
1999	25	20	45	15	9	24	+21†
2000	15	14	29	15	11	26	+3
2001	13	13	26	24	9	33	-7
2002	18	13	31	13	2	15	+16
2003	25	12	37	12	6	19	+19†
2004	13	8	21	17	10	27	-6
2005	16	15	31	10	13	23	+8
2006	15	15	30	12	14	26	+4
2007	14	8	22	20	13	33	-11
2008	13	16	29	16	8	24	+5
2009	15	13	28	17	10	27	+1
2010	14	9	23	8	6	14	+9
2011	20	6	26	28	18	10	-2
2012	7	6	13	20	17	37	-24

Bold Denotes Club Record †Denotes NFL Season Leader *Nine Games #15 Games

Note: Chiefs six straight years (1990-95) with a +10 turnover ratio is an NFL record.

CAREER LEADERS

GAMES PLAYED

(Includes all players with 100 games played)

	Games Played		Games Played
1. Will Shields (1993-06)	224	36. Mike Bell (1979-85, '87-91)	135
2. Nick Lowery (1980-93)	212	37. Otis Taylor (1965-75)	130
3. Jerrel Wilson (1963-77)	203	38. Jerome Woods (1996-05)	128
4. Tony Gonzalez (1997-08)	190	Eric Hicks (1998-06)	128
5. Jan Stenerud (1967-79)	186	40. E.J. Holub (1961-70)	127
6. Len Dawson (1962-75)	183	41. Matt Herkenhoff (1976-85)	125
7. Buck Buchanan (1963-75)	182	Stephone Paige (1983-91)	125
8. Emmitt Thomas (1966-78)	181	Dan Saleaumua (1989-96)	125
9. Jim Tyrer (1961-73)	180	44. Gary Spani (1978-86)	124
10. John Alt (1984-96)	179	Kimble Anders (1991-00)	124
11. Jack Rudnay (1970-82)	178	46. Derrick Johnson (2005-12)	122
12. Ed Budde (1963-76)	177	47. John Browning (1996-05)	121
13. Derrick Thomas (1989-99)	169	48. Carlos Carson (1980-89)	120
Tim Grunhard (1990-00)	169	49. Charlie Getty (1974-82)	119
15. Bobby Bell (1963-74)	168	Jason Dunn (2000-07)	119
16. Henry Marshall (1976-87)	165	51. Fred Arbanas (1962-70)	118
17. Johnny Robinson (1960-71)	164	Dave Lindstrom (1978-85)	118
18. Tony Richardson (1995-05)	163	Greg Wesley (2000-07)	118
Brian Waters (2000-10)	163	54. Donnie Edwards (1996-01, 2007-08)	117
20. Kevin Ross (1984-93, '97)	156	55. Bill Maas (1984-92)	116
21. Jim Lynch (1967-77)	151	56. Jim Kearney (1967-75)	115
22. Dave Hill (1963-74)	150	Eric Warfield (1998-05)	115
Albert Lewis (1983-93)	150	58. Tamba Hali (2006-12)	110
24. Willie Lanier (1967-77)	149	59. Sherrill Headrick (1960-67)	108
25. Deron Cherry (1981-91)	148	60. Curtis McClinton (1962-69)	107
26. Tom Condon (1974-84)	147	Ed Beckman (1977-84)	107
27. Lloyd Burruss (1981-91)	145	62. Bill Kenney (1980-88)	106
28. Casey Wiegmann (2001-07, 2010-11)	143	Kendall Gammon (2000-06)	106
29. Dave Szott (1976-85)	125	64. Ed Podolak (1969-77)	104
30. Jerry Mays (1961-70)	140	Dale Carter (1992-98)	104
31. Rich Baldinger (1983-92)	139	66. Chris Burford (1960-67)	103
Dave Lutz (1983-92)	139	Leonard Griffin (1986-93)	103
33. Neil Smith (1988-96)	138	68. Gary Barbaro (1976-82)	101
34. Art Still (1978-87)	136	69. Whitney Paul (1976-81, '86)	100
Jonathan Hayes (1985-93)	136	Gary Green (1977-83)	100

GAMES STARTED

(Includes all players with 100 games started, compiled since 1968)

	Games Started		Games Started
1. Will Shields (1993-06)	223	21. Willie Lanier (1967-77)	122
2. Tony Gonzalez (1997-08)	174	Matt Herkenhoff (1976-85)	122
3. Jack Rudnay (1970-82)	171	23. Tom Condon (1974-84)	119
4. Tim Grunhard (1990-00)	164	24. Dan Saleaumua (1989-96)	117
5. Len Dawson (1962-75)	158*	25. Jim Kearney (1967-75)	112**
6. Derrick Thomas (1989-99)	157	26. Bill Maas (1984-91)	111
7. John Alt (1984-96)	149	27. Tamba Hali (2006-12)	110
Brian Waters (2000-10)	149	28. Buck Buchanan (1963-75)	109**
9. Emmitt Thomas (1966-78)	148**	Derrick Johnson (2005-12)	109
10. Kevin Ross (1984-93, '97)	144	30. Gary Spani (1978-86)	108
11. Casey Wiegmann (2001-07, 2010-11)	143	31. Jerome Woods (1996-05)	105
12. Willie Lanier (1967-77)	137**	32. Charlie Getty (1974-82)	104
Jim Lynch (1967-77)	137**	Eric Hicks (1998-06)	104
14. Dave Szott (1990-00)	136	34. Lloyd Burruss (1981-91)	103
15. Henry Marshall (1976-87)	135	Rich Baldinger (1983-92)	103
16. Art Still (1978-81)	133	Greg Wesley (2000-07)	103
17. Albert Lewis (1983-93)	128	37. Gary Barbaro (1976-82)	101
18. Neil Smith (1988-96)	127	38. Donnie Edwards (1996-01, 2007-08)	100
19. Deron Cherry (1981-91)	124	Mike Bell (1979-85, '87-91)	100
20. Dave Lutz (1983-92)	123		

* Includes all of Dawson's starts dating back to '62.

** Does not include starts prior to '68.

RUSHING

(Includes all players with 1,000 rushing yards)

	Player	No.	Yds.	Avg.	TD
1.	Priest Holmes (2001-07)	1321	6070	4.6	76
2.	Larry Johnson (2003-09)	1375	6015	4.4	55
3.	Christian Okoye (1987-92)	1246	4857	3.9	40
4.	Jamaal Charles (2008-12)	784	4536	5.8	17
5.	Ed Podolak (1969-77)	1157	4451	3.8	34
6.	Abner Haynes (1960-64)	792	3837	4.8	39
7.	Marcus Allen (1993-97)	932	3698	4.0	44
8.	Mike Garrett (1966-70)	736	3246	4.4	23
9.	Curtis McClinton (1962-69)	762	3124	4.1	18
10.	Herman Heard (1984-89)	651	2694	4.1	13
11.	Wendell Hayes (1968-74)	668	2560	3.8	18
12.	Greg Hill (1994-97)	588	2436	4.1	6
13.	Ted McKnight (1977-81)	528	2344	4.4	22
14.	Barry Word (1990-92)	527	2306	4.4	12
15.	Kimble Anders (1991-00)	490	2261	4.6	9
16.	Tony Reed (1977-80)	513	2184	4.3	8
17.	Donnell Bennett (1994-00)	519	1902	3.7	17
18.	Robert Holmes (1968-71)	390	1689	4.3	12
19.	Tony Richardson (1995-05)	395	1576	4.0	15
20.	Joe Delaney (1981-82)	321	1501	4.6	3
21.	Woody Green (1974-76)	375	1442	3.8	11
22.	Jack Spikes (1960-64)	329	1392	4.2	12
23.	Billy Jackson (1981-84)	399	1365	3.4	16
24.	Len Dawson (1962-75)	283	1253	4.4	9
25.	Bert Coan (1963-68)	273	1249	4.6	15
26.	MacArthur Lane (1975-78)	318	1209	3.8	8
27.	Mack Lee Hill (1964-65)	230	1203	5.2	6
28.	Warren McVea (1969-73)	239	1053	4.4	10
29.	James Hadnot (1980-83)	266	1029	3.9	5

RECEPTIONS

(Includes all players with 100 receptions)

Player	No.	Yds.	Avg.	TD
1. Tony Gonzalez (1997-08)	916	10,940	11.9	76
2. Henry Marshall (1976-87)	416	6545	15.7	33
3. Dwayne Bowe (2007-12)	415	5728	13.8	39
4. Otis Taylor (1965-75)	410	7306	17.8	57
5. Chris Burford (1960-67)	391	5525	14.1	55
6. Stephone Paige (1983-91)	377	6341	16.8	49
7. Kimble Anders (1991-00)	369	2829	7.7	9
8. Carlos Carson (1980-89)	351	6360	18.1	33
9. Eddie Kennison (2001-07)	321	5230	16.3	25
10. Ed Podolak (1969-77)	288	2456	8.5	6
11. Priest Holmes (2001-07)	251	2377	9.5	7
12. Derrick Alexander (1998-01)	213	3685	17.3	19
13. Fred Arbanas (1962-70)	198	3101	15.7	34
14. Abner Haynes (1960-65)	197	2709	13.8	17
15. Todd McNair (1989-93, '96)	186	1856	10.0	6
16. J.J. Birden (1990-94)	183	2819	15.4	7
17. Willie Davis (1991-95)	172	3014	17.5	20
18. Tony Richardson (1995-05)	168	1230	7.3	8
19. J.T. Smith (1978-84)	167	2273	13.6	8
20. Walter White (1975-79)	163	2396	14.7	16
Frank Jackson (1961-65)	163	2516	15.4	21
22. Curtis McClinton (1960-69)	154	1945	12.6	14
23. Jamaal Charles (2008-12)	152	1282	8.4	7
24. Larry Johnson (2003-09)	151	1369	9.1	6
25. Emile Harry (1986-92)	149	1999	13.4	9
26. Dante Hall (2000-06)	145	1615	11.1	9
27. Marcus Allen (1993-97)	141	1153	8.2	3
Mike Garrett (1966-70)	141	1231	8.7	7
29. Tony Reed (1977-80)	138	1382	10.0	2
30. Jonathon Hayes (1985-93)	135	1541	11.4	12
31. Johnnie Morton (2002-04)	134	1932	14.4	8
32. Andre Rison (1997-99)	133	1852	13.9	12
33. Herman Heard (1984-89)	132	1125	8.5	3
34. MacArthur Lane (1975-78)	130	1207	9.3	1
35. Dexter McCluster (2010-12)	119	989	8.3	3
36. Keith Cash (1992-96)	111	1046	9.4	9
37. Samie Parker (2004-07)	110	1529	13.9	7
38. Lake Dawson (1994-97)	103	1406	13.7	10

RECEIVING YARDS

(Includes all players with 1,000 receiving yards)

Player	Yds.	No.	Avg.	TD
1. Tony Gonzalez (1997-08)	10,940	916	11.9	76
2. Otis Taylor (1965-75)	7306	410	17.8	57
3. Henry Marshall (1976-87)	6545	416	15.7	33
4. Carlos Carson (1980-89)	6360	351	18.1	33
5. Stephone Paige (1983-91)	6341	377	16.8	49
6. Dwayne Bowe (2007-12)	5728	415	13.8	39
7. Chris Burford (1960-67)	5505	391	14.1	55
8. Eddie Kennison (2001-07)	5230	321	16.3	25
9. Derrick Alexander (1998-01)	3685	213	17.3	19
10. Fred Arbanas (1962-70)	3101	198	15.7	34
11. Willie Davis (1991-95)	3014	172	17.5	20
12. Kimble Anders (1991-00)	2829	369	7.7	9
13. J.J. Birden (1990-94)	2819	183	15.4	14
14. Abner Haynes (1960-65)	2709	197	13.8	17
15. Frank Jackson (1961-65)	2516	163	15.4	21
16. Ed Podolak (1969-77)	2456	288	8.5	6
17. Walter White (1975-79)	2396	163	14.7	16
18. Priest Holmes (2000-07)	2377	251	9.5	7
19. J.T. Smith (1978-84)	2273	167	13.6	8
20. Emile Harry (1986-92)	1999	149	13.4	9
21. Curtis McClinton (1962-69)	1945	154	12.6	14
22. Johnnie Morton (2002-04)	1932	134	14.4	8
23. Todd McNair (1989-93, '96)	1856	186	10.0	6
24. Andre Rison (1997-99)	1852	133	13.4	12
25. Larry Brunson (1974-77)	1723	98	17.6	5
26. Dante Hall (2000-06)	1615	145	11.1	9
27. Jonathan Hayes (1985-93)	1541	135	11.4	12
28. Samie Parker (2004-07)	1529	110	13.9	7
29. Frank Pitts (1965-70)	1450	78	18.6	11
30. Lake Dawson (1994-97)	1406	103	13.7	10
31. Tony Reed (1977-80)	1382	138	10.0	2
32. Larry Johnson (2003-09)	1369	151	9.1	6
33. Gloster Richardson (1967-70)	1358	62	21.9	12
34. Tony Richardson (1995-05)	1298	177	7.3	9
35. Jamaal Charles (2008-12)	1282	152	8.4	7
36. Anthony Hancock	1266	73	17.3	5
37. Mike Garrett (1966-70)	1231	141	8.7	7
38. Johnny Robinson (1960-71)	1228	77	15.9	9
39. MacArthur Lane (1975-78)	1207	130	9.3	1
40. Tim Barnett (1991-93)	1188	82	14.5	10
41. Kevin Lockett (1997-00)	1164	87	13.4	4
42. Marcus Allen (1993-97)	1153	141	8.2	3
43. Herman Heard (1984-89)	1125	132	8.5	3
44. Robb Thomas (1989-91)	1098	92	11.9	7
45. Elmo Wright (1971-74)	1070	66	16.2	6
46. Keith Cash (1992-96)	1046	111	9.4	9
47. Tony Moeaki (2010-12)	1009	80	12.6	4

PASSING

(Includes all players with 4,000 passing yards)

Player	Att.	Comp.	Yds.	Pct.	TD	INT
1. Len Dawson (1962-75)	3696	2115	28507	.572	237	178
2. Trent Green (2001-06)	2777	1720	21459	.619	118	85
3. Bill Kenney (1979-88)	2430	1330	17277	.547	105	86
4. Steve DeBerg (1988-91)	1616	934	11873	.578	67	50
5. Mike Livingston (1968-79)	1751	912	11295	.521	56	83
6. Elvis Grbac (1997-00)	1548	897	10643	.579	66	47
7. Matt Cassel (2009-12)	1489	854	9549	.574	59	44
8. Steve Bono (1994-96)	1075	594	6489	.553	37	27
9. Joe Montana (1993-94)	737	480	5427	.651	29	16
10. Steve Fuller (1979-82)	817	465	5333	.569	22	32
11. Cotton Davidson (1960-61)	709	330	4919	.465	32	39
12. Damon Huard (2004-08)	657	404	4612	.615	24	18
13. Todd Blackledge (1983-87)	742	364	4510	.491	26	32
14. Dave Krieg (1992-93)	602	335	4353	.556	22	15

SCORING

(Includes all players with 100 total points)

Player	TD	FG	PAT	Total
1. Nick Lowery (1980-93)	0	329	479	1466
2. Jan Stenerud (1967-79)	0	279	394	1231
3. Priest Holmes (2001-07)83	0	0	*500
4. Tony Gonzalez (1997-08)76	0	0	*460
5. Pete Stoyanovich (1996-00)0	93	163	442
6. Ryan Succop (2009-12)0	97	108	399
6. Larry Johnson (2003-09)61	0	0	366
7. Otis Taylor (1965-75)60	0	0	360
8. Abner Haynes (1960-64)58	0	0	348
9. Lawrence Tynes (2004-06)0	68	137	341
10. Chris Burford (1960-67)55	0	0	*332
12. Stephone Paige (1983-91)49	0	0	294
13. Tommy Brooker (1962-66)3	41	149	290
14. Marcus Allen (1993-97)47	0	0	282
15. Ed Podolak (1969-77)40	0	0	240
Christian Okoye (1987-92)40	0	0	240
17. Dwayne Bowe (2007-12)39	0	0	234
18. Morten Andersen (2002-03)0	38	109	223
19. Jack Spikes (1960-64)14	19	69	*212
20. Lin Elliott (1994-95)0	49	64	211
21. Henry Marshall (1976-86)35	0	0	210
22. Fred Arbanas (1962-70)34	0	0	204
23. Carlos Carson (1980-89)33	0	0	198
24. Curtis McClinton (1962-69)32	0	0	*196
25. Mike Garrett (1966-70)32	0	0	192
26. Todd Peterson (2000-01)0	42	52	178
27. Frank Jackson (1961-65)28	0	0	168
28. Eddie Kennison (2001-07)25	0	0	*154
29. Jamaal Charles (2008-12)25	0	0	*152
30. Tony Richardson (1995-05)24	0	0	144
31. Wendell Hayes (1968-74)23	0	0	138
Ted McKnight (1977-81)23	0	0	138
33. Willie Davis (1991-95)20	0	0	*122
34. Derrick Alexander (1998-01)20	0	0	120
Dante Hall (2000-06)20	0	0	120
36. Bert Coan (1963-68)19	0	0	114
37. Kimble Anders (1991-00)18	0	0	108
Donnell Bennett (1994-00)18	0	0	108
Billy Jackson (1981-84)18	0	0	108
Johnny Robinson (1960-71)18	0	0	108

*Includes two-point conversions

TOUCHDOWNS

(Includes all players with 20 total touchdowns)

Player	Rec.	Rush.	Return	Total
1. Priest Holmes (2001-07)	7	76	0	83
2. Tony Gonzalez (1997-08)	76	0	0	76
3. Larry Johnson (2003-09)	6	55	0	61
4. Otis Taylor (1965-75)	57	3	0	60
5. Abner Haynes (1960-64)	17	39	2	58
6. Chris Burford (1960-67)	55	0	0	55
7. Stephone Paige (1983-91)	49	0	0	49
8. Marcus Allen (1993-97)	3	44	0	47
9. Ed Podolak (1969-77)	6	34	0	40
Christian Okoye (1987-92)	0	40	0	40
10. Dwayne Bowe (2007-12)	39	0	0	39
11. Henry Marshall (1976-86)	33	2	0	35
12. Fred Arbanas (1962-70)	34	0	0	34
13. Carlos Carson (1980-89)	33	0	0	33
14. Curtis McClinton (1962-69)	14	18	0	32
Mike Garrett (1966-70)	7	24	1	32
17. Frank Jackson (1961-65)	21	7	0	28
18. Eddie Kennison (2001-07)	25	0	0	25
Jamaal Charles (2008-12)	17	7	1	25
20. Tony Richardson (1995-05)	9	15	0	24
21. Wendell Hayes (1968-74)	5	18	0	23
Ted McKnight (1977-81)	1	22	0	23
23. Willie Davis (1991-95)	20	0	0	20
Derrick Alexander (1998-01)	19	1	0	20
Dante Hall (2000-06)	9	0	11	20

INTERCEPTIONS

(Includes all players with 15 interceptions)

Player	No.	Yds.	Avg.	TD
1. Emmitt Thomas (1966-78)	58	938	16.2	5
2. Johnny Robinson (1960-71)	57	741	13.0	1
3. Deron Cherry (1981-91)	50	688	13.8	1
4. Gary Barbaro (1976-82)	39	771	19.8	3
5. Albert Lewis (1983-93)	38	329	8.7	0
6. Bobby Hunt (1962-67)	37	674	18.2	2
7. Kevin Ross (1984-93, '97)	30	561	18.7	2
8. Greg Wesley (2000-07)	29	542	18.7	0
9. Willie Lanier (1967-77)	27	440	16.3	2
10. Bobby Bell (1963-74)	26	479	18.4	6
11. Gary Green (1977-83)	24	330	13.8	1
12. Jim Kearney (1967-75)	23	462	20.0	5
13. Lloyd Burruss (1981-91)	22	509	23.1	4
14. Dale Carter (1992-98)	21	183	18.7	1
James Hasty (1995-00)	21	304	14.5	1
16. Duane Wood (1960-64)	20	247	13.4	1
Mike Sensibaugh (1971-75)	20	331	16.6	0
Eric Warfield (1998-05)	20	236	11.8	3
19. Dave Grayson (1961-64)	19	309	16.3	1
20. Jim Lynch (1967-77)	17	191	11.2	1
Eric Harris (1980-82)	17	229	13.5	1
22. Willie Mitchell (1964-70)	16	302	18.9	3
Brandon Flowers (2008-12)	16	312	19.5	3
24. Jerome Woods (1996-05)	15	282	18.8	2

SACKS

(Includes all players with 20.0 sacks)

1. 126.5 Derrick Thomas 1989-99	8. 40.0 Bill Maas 1984-92
2. 86.5 Neil Smith 1988-96	9. 35.0 Wilbur Young 1973-77
3. 73.0 Art Still 1978-87	10. 29.0 Dan Saleaumua 1989-86
4. 62.5 Tamba Hali 2006-12	11. 27.5 John Browning 1996-05
5. 51.0 Mike Bell 1979-85, '87-91	12. 24.0 Whitney Paul 1976-81, '86
6. 44.5 Eric Hicks 1998-06	13. 23.5 Joe Phillips 1992-97
7. 43.0 Jared Allen 2004-07	14. 23.0 Dan Williams 1997, '99-01

Note: Sacks became recognized as an official statistic in 1982. The Chiefs began recording sacks in 1973.

TACKLES

(Includes all players with 500 tackles)

1. 999 Gary Spani 1978-86	7. 728 Derrick Thomas 1989-99	13. 574 Eric Hicks 1998-06
2. 992 Art Still 1978-87	8. 720 Jerome Woods 1996-05	14. 555 Albert Lewis 1983-93
3. 927 Deron Cherry 1981-91	9. 701 Greg Wesley 2000-07	15. 546 Neil Smith 1988-96
4. 883 Donnie Edwards '96-01, '07-08	10. 628 Lloyd Burruss 1981-91	16. 537 Marcus Patton 1999-02
5. 874 Derrick Johnson 2005-12	11. 625 Dino Hackett 1986-92	
6. 827 Kevin Ross 1984-93, '97	12. 595 Tracy Simien 1991-97	

Note: The Chiefs began recording tackle totals in 1977.

PUNTING

(Based on Avg.; minimum 200 punts)

Player	No.	Yds.	Avg.
1. Dustin Colquitt (2005-12)	657	29381	44.72
2. Jerrel Wilson (1963-77)	1018	44218	43.44
3. Louie Aguiar (1994-98)	421	17930	42.59
4. Jim Arnold (1983-85)	284	11934	42.02
5. Bryan Barker (1990-93)	272	11267	41.42
6. Bob Grupp (1979-81)	214	8756	40.92

PUNT RETURNING

(Based on Avg.; minimum 50 returns)

Player	No.	Yds.	Avg.	TD
1. Noland Smith (1967-69)	53	589	11.1	1
2. Abner Haynes (1960-64)	54	587	10.9	0
3. Tamarick Vanover (1995-99)	181	1930	10.7	4
4. J.T. Smith (1979-84)	220	2322	10.6	4
5. Dante Hall (2000-06)	188	1882	10.0	5
6. Javier Arenas (2010-12)	105	1029	9.8	0

KICKOFF RETURNING

(Based on Avg.; minimum 50 returns)

Player	No.	Yds.	Avg.	TD
1. Noland Smith (1967-69)	68	1822	26.8	0
2. Dave Grayson (1961-64)	84	2231	26.6	1
3. Abner Haynes (1960-64)	52	1309	25.2	1
4. Jamaal Charles (2008-12)	51	1246	24.4	1
5. Tamarick Vanover (1995-99)	212	5099	24.1	4
6. Dante Hall (2000-06)	360	8644	24.0	6

LONGEST PLAYS

RUSHING

Player (Opponent, Date)	Yards
1. Jamaal Charles (at New Orleans, 9/23/12)	91 (TD)
2. Jamaal Charles (vs. Indianapolis, 12/23/12)	86 (TD)
3. Ted McKnight (at Seattle, 9/30/79)	84 (TD)
4. Joe Delaney (vs. Denver, 10/18/81)	82 (TD)
Derrick Alexander (vs. San Diego, 10/31/99)	82 (TD)
6. Abner Hayes (at New York Jets, 11/29/64)	80 (TD)
Warren McVea (vs. Cincinnati, 10/26/69)	80 (TD)
Jamaal Charles (at St. Louis, 12/19/10)	80
Jamaal Charles (at Cleveland, 12/9/12)	80 (TD)
7. Mike Garrett (vs. Houston, 10/30/66)	77 (TD)
8. Robert Holmes (at Miami, 9/28/68)	76 (TD)
Steve Bono (at Arizona, 10/1/95)	76 (TD)
Jamaal Charles (vs. Buffalo, 12/13/09)	76 (TD)
11. Jack Spikes (vs. San Diego, 9/10/61)	74 (TD)
12. Abner Haynes (vs. Buffalo, 9/30/62)	71 (TD)
13. Thomas Jones (vs. Jacksonville, 10/24/10)	70

PASSING

Player (Opponent, Date)	Yards
1. *Trent Green - Marc Boerigter (vs. San Diego, 12/22/02)	99 (TD)
2. **Mike Livingston - Otis Taylor (vs. Miami, 10/19/69)	93 (TD)
3. Len Dawson - Tommy Brooker (at Denver, 11/18/62)	92 (TD)
4. Len Dawson - Gloster Richardson (at Oakland, 11/3/68)	90 (TD)
Len Dawson - Frank Pitts (vs. Boston, 11/17/68)	90 (TD)
Steve DeBerg - J.J. Birden (vs. San Diego, 11/18/90)	90 (TD)
7. Len Dawson - Otis Taylor (vs. Miami, 11/13/66)	89 (TD)
8. Steve DeBerg - Stephone Paige (at New England, 12/2/90)	86 (TD)
Elvis Grbac - Derrick Alexander (at Chicago, 9/12/99)	86 (TD)
10. Len Dawson - Larry Brunson (vs. San Diego, 11/10/74)	84 (TD)
Bill Kenney - Stephone Paige (vs. San Diego, 12/22/85)	84 (TD)
12. Steve DeBerg - Stephone Paige (at Denver, 9/17/90)	83 (TD)
13. Len Dawson - Frank Jackson (vs. N.Y. Jets, 12/22/63)	82 (TD)
Len Dawson - Otis Taylor (vs. Pittsburgh, 10/18/71)	82
15. Len Dawson - Frank Jackson (at Denver, 9/7/63)	81 (TD)
Bill Kenney - Carlos Carson (vs. Seattle, 12/27/87)	81 (TD)
Elvis Grbac - Derrick Alexander (vs. San Diego, 10/31/99)	81 (TD)
Elvis Grbac - Derrick Alexander (at New England, 12/4/00)	81 (TD)
19. Steve DeBerg - Carlos Carson (at N.Y. Jets, 10/2/88)	80 (TD)
Rich Gannon - Andre Rison (vs. Seattle, 10/4/98)	80 (TD)

**Tied NFL record **Taylor accounted for 79 yards, then lateralled to Robert Holmes for 14 yards.*

INTERCEPTION RETURNS

Player (Opponent, Date)	Yards
1. Gary Barbaro (vs. Seattle, 12/11/77)	102 (TD)
2. Tim Collier (at Oakland, 12/18/77)	100 (TD)
3. Dave Grayson (vs. New York Titans, 12/17/61)	99 (TD)
Kevin Ross (at San Diego, 9/6/92)	99 (TD)
5. Andy Studebaker (vs. Pittsburgh, 11/22/09)	94
6. Brandon Flowers (at New York Jets, 10/26/08)	91 (TD)
7. Mark McMillian (at San Diego, 12/14/97)	87 (TD)
8. Lloyd Burruss (Los Angeles Raiders, 10/28/91)	83
9. David Webster (vs. Oakland, 10/9/60)	80 (TD)
10. Jerome Woods (at Green Bay, 10/12/03)	79 (TD)

FUMBLE RETURNS

(Includes TD Returns Only)

Player (Opponent, Date)	Yards
1. Chris Martin (vs. Miami, 10/31/91)	101 (TD)
2. Gary Spani (at Oakland, 10/25/81)	91 (TD)
3. Derrick Thomas (at Seattle, 12/5/93)	86 (TD)
4. James Hasty (vs. Oakland, 9/8/96)	80 (TD)
Sammy Knight (vs. Washington, 10/16/05)	80 (TD)
6. Donnie Edwards (at Chicago, 9/12/99)	79 (TD)
7. Maurice Leggett (at Oakland, 11/30/08)	67 (TD)
8. Thomas Howard (at Pittsburgh, 9/6/81)	65 (TD)
9. Jerry Mays (vs. N.Y. Jets, 12/22/63)	58 (TD)
10. Tyron Brackenridge (at San Diego, 9/30/07)	50 (TD)
11. Whitey Paul (vs. Denver, 10/18/81)	47 (TD)
12. Johnny Robinson (at Baltimore, 9/28/70)	46 (TD)

PUNT RETURNS

Player (Opponent, Date)	Yards
1. Dexter McCluster (vs. San Diego, 9/13/10)	94 (TD)
2. Dante Hall (vs. Denver, 10/5/03)	93 (TD)
3. Dante Hall (vs. Arizona, 12/1/02)	90 (TD)
4. J.T. Smith (vs. Oakland, 9/23/79)	88 (TD)
5. Dale Carter (at Seattle, 11/22/92)	86 (TD)
Tamarick Vanover (vs. San Diego, 10/9/95)	86 (TD)
Dante Hall (vs. St. Louis, 12/8/02)	86 (TD)
8. *Jitter Fields (vs. Denver, 10/18/87)	85 (TD)
9. Tamarick Vanover (vs. Oakland, 1/2/00)	84 (TD)
10. Tamarick Vanover (vs. Buffalo, 9/14/97)	82 (TD)
11. Noland Smith (vs. New York Jets, 9/15/68)	80 (TD)
Tamarick Vanover (at Denver, 12/5/99)	80 (TD)

* Replacement game

KICKOFF RETURNS

Player (Opponent, Date)	Yards
1. Noland Smith (at Denver, 12/17/67)	106 (TD)
2. Dante Hall (vs. Pittsburgh, 9/14/03)	100 (TD)
3. Dave Grayson (at Denver, 9/7/63)	99 (TD)
Tamarick Vanover (at Seattle, 9/3/95)	99 (TD)
5. Boyce Green (at Pittsburgh, 12/21/86)	97 (TD)
Tamarick Vanover (at Denver, 10/27/96)	97 (TD)
Dante Hall (at Baltimore, 9/28/03)	97 (TD)
Dante Hall (vs. Denver, 12/19/04)	97 (TD)
Jamaal Charles (vs. Pittsburgh, 11/22/09)	97 (TD)
10. Dante Hall (vs. San Diego, 11/28/04)	96 (TD)
Dante Hall (vs. Philadelphia, 10/2/05)	96 (TD)
12. Paul Palmer (vs. San Diego, 9/13/87)	95 (TD)
13. Tamarick Vanover (vs. New Orleans, 12/21/97)	94 (TD)
14. Paul Palmer (vs. Seattle, 12/27/87)	92 (TD)

PUNTS

Player (Opponent, Date)	Yards
1. Dustin Colquitt (vs. San Diego 12/2/07)	81
2. Dan Stryzinski (vs. Oakland, 9/9/01)	76
3. Bob Grupp (vs. San Diego, 11/4/79)	74
4. Dustin Colquitt (vs. Oakland, 9/14/08)	73
5. Jerrel Wilson (at San Diego, 9/29/63)	72
Dustin Colquitt (at Oakland, 12/23/06)	72
Dustin Colquitt (at St. Louis, 12/19/10)	72
8. Dustin Colquitt (at Oakland, 12/23/12)	71
8. Jerrel Wilson (at Denver, 10/11/64)	70
Jerrel Wilson (vs. Buffalo, 10/18/64)	70
Jerrel Wilson (vs. Houston, 11/28/68)	70
Dustin Colquitt (at Jacksonville, 11/8/09)	70
12. Jerrel Wilson (at Oakland, 9/27/64)	69
Jerrel Wilson (vs. Buffalo, 10/2/66)	69
Jerrel Wilson (at Denver, 10/1/72)	69

FIELD GOALS

(Includes All FGs of 50+ Yards)

Player (Opponent, Date)	Yards	Player (Opponent, Date)	Yards
1. Nick Lowery (at Washington, 9/18/83)	58	Eddie Murray (vs. Pittsburgh, 10/25/92)	52
Nick Lowery (vs. Los Angeles Raiders, 9/12/85)	58	Nick Lowery (vs. Denver, 9/20/93)	52
3. Nick Lowery (vs. Seattle, 9/14/80)	57	Pete Stoyanovich (at St. Louis, 10/26/97)	52
4. Jan Stenerud (at Denver, 10/4/70)	55	Lawrence Tynes (at Miami, 10/21/05)	52
5. Jan Stenerud (at Houston, 9/9/67)	54	Lawrence Tynes (at San Diego, 12/17/06)	52
Jan Stenerud (at Denver, 10/5/69)	54	Ryan Succop (vs. Oakland, 10/28/12)	52
Jan Stenerud (at San Francisco, 12/6/71)	54	Ryan Succop (vs. Carolina, 12/2/12)	52
Nick Lowery (vs. Los Angeles Raiders, 11/6/83)	54	34. Ben Agajanian (vs. Buffalo, 11/12/61)	51
Nick Lowery (at Detroit, 11/26/87)	54	Jan Stenerud (at Dallas, 11/10/75)	51
Pete Stoyanovich (vs. Denver, 11/16/97)	54	Nick Lowery (at Houston, 10/9/88)	51
Ryan Succop (vs. Minnesota, 10/2/11)	54	Nick Lowery (at New York Giants, 12/11/88)	51
11. Pete Stoyanovich (at Seattle, 11/8/98)	53	Pete Stoyanovich (vs. Detroit, 9/26/99)	51
Lawrence Tynes (vs. San Diego, 10/22/06)	53	Todd Peterson (vs. Denver, 12/16/01)	51
Ryan Succop (at Baltimore, 9/13/09)	53	Lawrence Tynes (at Miami 10/21/05)	51
Ryan Succop (at St. Louis, 12/19/10)	53	Ryan Succop (vs. Minnesota, 10/2/11)	51
Ryan Succop (vs. New York Jets, 12/11/11)	53	41. Mike Mercer (vs. San Diego, 11/6/66)	50
15. Jan Stenerud (at Miami, 9/28/68)	52	Jan Stenerud (vs. Oakland, 11/23/67)	50
Jan Stenerud (vs. Cincinnati, 10/13/68)	52	Jan Stenerud (at San Diego, 10/29/72)	50
Jan Stenerud (vs. Buffalo, 12/7/69)	52	Jan Stenerud (vs. Oakland, 12/8/74)	50
Jan Stenerud (at Washington, 10/10/76)	52	Nick Lowery (vs. Seattle, 9/14/80)	50
Nick Lowery (vs. Detroit, 10/26/80)	52	Nick Lowery (at Pittsburgh, 12/14/80)	50
Nick Lowery (vs. Oakland, 10/11/81)	52	Nick Lowery (vs. Denver, 9/18/88)	50
Nick Lowery (at Cincinnati, 9/9/84)	52	Nick Lowery (at Pittsburgh, 10/29/89)	50
Nick Lowery (at New York Giants, 11/25/84)	52	Pete Stoyanovich (at San Diego, 11/22/98)	50
Nick Lowery (at New Orleans, 9/8/85)	52	Morten Andersen (vs. Miami, 9/29/02)	50
Nick Lowery (at New Orleans, 9/8/85)	52	Lawrence Tynes (at Denver, 9/12/04)	50
Nick Lowery (at Detroit, 11/26/87)	52	Lawrence Tynes (at San Diego, 1/2/05)	50
Nick Lowery (at Houston, 9/20/92)	52	Ryan Succop (at Oakland, 11/15/09)	50

BIG YARDAGE DAYS

RUSHING


(Includes all players with 150 rushing yards)

Player (Opponent, Date)

1. Jamaal Charles (at Denver, 1/3/10).....	259
2. Jamaal Charles (at New Orleans, 9/23/12).....	233
3. Jamaal Charles (vs. Indianapolis, 12/23/12).....	226
4. Larry Johnson (at Houston, 11/20/05).....	211
5. Larry Johnson (vs. Cincinnati, 1/1/06).....	201
6. Barry Word (vs. Detroit, 10/14/90).....	200
7. Larry Johnson (vs. Denver, 9/28/08).....	198
8. Priest Holmes (at Seattle, 11/24/02).....	197
9. Joe Delaney (vs. Houston, 11/15/81).....	193
10. Mike Garrett (vs. New York Jets, 11/5/67).....	192
11. Derrick Blaylock (at New Orleans, 11/14/04).....	186
12. Priest Holmes (at San Diego, 11/4/01).....	181
13. Priest Holmes (at New England, 9/22/02).....	180
14. Jamaal Charles (vs. Buffalo, 10/31/10).....	177
15. Jamaal Charles (at Seattle, 11/28/10).....	174
16. Larry Johnson (at St. Louis, 11/5/06).....	172
17. Christian Okoye (vs. Dallas, 10/22/89).....	170
18. Mike Garrett (at Denver, 12/17/67).....	169
19. Priest Holmes (at Oakland, 12/9/01).....	168
20. Larry Johnson (at New York Giants, 12/17/05).....	167
21. Jamaal Charles (at Cleveland, 12/9/12).....	165
22. Abner Hayes (vs. Buffalo, 9/30/62).....	164
23. Priest Holmes (at San Diego, 11/30/03).....	162
24. Mike Garrett (at San Diego, 12/18/66).....	161
25. Priest Holmes (at Denver, 12/15/02).....	161
26. Abner Hayes (vs. Oakland, 11/26/61).....	158
Robert Holmes (at Cincinnati, 11/10/68).....	158
28. Abner Hayes (at New York Titans, 11/24/60).....	157
Larry Johnson (vs. Denver, 11/23/06).....	157
29. Abner Hayes (at Houston, 11/22/64).....	156
Christian Okoye (at Seattle, 11/1/89).....	156
Tony Richardson (vs. Denver, 12/17/00).....	156
30. Larry Johnson (vs. Seattle, 10/29/06).....	155
31. Larry Johnson (vs. Oakland, 11/19/06).....	154
Jamaal Charles (vs. Cleveland, 12/20/09).....	154
32. Priest Holmes (at New York Jets, 10/6/02).....	152



Jamaal Charles



Barry Word



Priest Holmes



Joe Delaney

PASSING

(Includes all players with 350 passing yards)

Player (Opponent, Date)

1. Elvis Grbac (at Oakland, 11/5/00).....	504
2. Matt Cassel (at Denver, 11/14/10).....	469
3. Len Dawson (vs. Denver, 11/1/64).....	435
4. Bill Kenney (at San Diego, 12/11/83).....	411
5. Trent Green (at Green Bay, 10/12/03).....	400
6. Bill Kenney (at New Orleans, 9/8/85).....	397
Trent Green (at Denver, 12/7/03).....	397
7. Steve DeBerg (at Denver, 9/17/90).....	395
8. Joe Montana (at Denver, 10/17/94).....	393
9. Trent Green (vs. Indianapolis, 10/31/04).....	389
10. Mike Livingston (vs. Miami, 10/19/69).....	381
11. Len Dawson (vs. San Diego, 11/10/74).....	381
Trent Green (vs. New England, 11/22/04).....	381
12. Trent Green (at San Diego, 1/2/05).....	373
13. Trent Green (at Tampa Bay, 11/7/04).....	369
14. Trent Green (vs. Cleveland, 11/9/03).....	368
15. Bill Kenney (at Denver, 10/30/83).....	365
16. Len Dawson (at San Diego, 10/15/67).....	364
17. Joe Montana (at Atlanta, 9/18/94).....	361
18. Trent Green (vs. Oakland, 12/25/04).....	358
19. Len Dawson (at Buffalo, 12/12/65).....	356



Elvis Grbac



Len Dawson



Bill Kenney



Trent Green

RECEIVING

(Includes all players with 150 receiving yards)

Player (Opponent, Date)

1. Stephone Paige – 8 rec. (vs. San Diego, 12/22/85)	309
2. Curtis McClinton – 5 rec. (vs. Denver, 12/19/65)	213
3. Stephone Paige – 10 rec. (at Denver, 9/17/90)	206
4. Carlos Carson – 9 rec. (at San Diego, 10/25/87)	197
5. Otis Taylor – 6 rec. (vs. Pittsburgh, 10/18/71)	190
6. J.J. Birden – 8 rec. (at Raiders, 12/22/91)	188
7. Otis Taylor – 5 rec. (vs. Houston, 10/30/66)	187
8. Dwayne Bowe – 13 rec. (at Denver, 11/14/10)	186
9. Larry Brunson – 8 rec. (vs. San Diego, 11/10/74)	184
10. Henry Marshall – 9 rec. (at Baltimore, 12/21/80)	176
11. Frank Jackson – 10 rec. (at New York Jets, 11/29/64)	175
12. Carlos Carson – 8 rec. (at New Orleans, 9/8/85)	173
Derrick Alexander – 5 rec. (at San Diego, 11/22/98)	173
14. Chris Burford – 10 rec. (at Boston, 10/12/62)	171
15. Dwayne Bowe – 13 rec. (at Seattle, 11/28/10)	170
16. Willie Davis – 5 rec. (vs. Philadelphia, 10/11/92)	167
17. Henry Marshall – 8 rec. (vs. Seattle, 12/9/84)	166
18. Carlos Carson – 7 rec. (vs. San Diego, 10/14/84)	165
Carlos Carson – 7 rec. (at San Diego, 12/11/84)	165
20. Dwayne Bowe – 8 rec. (at San Diego, 9/30/07)	164
21. Stephone Paige – 7 rec. (at Pittsburgh, 10/9/89)	163
22. Carlos Carson – 5 rec. (at New York Jets, 10/2/88)	162
Andre Rison – 8 rec. (at Oakland, 9/8/97)	162
24. Emile Harry – 11 rec. (at Cleveland, 11/24/91)	159
25. Chris Burford – 10 rec. (at Boston, 9/25/66)	155
Willie Davis – 6 rec. (at Seattle, 9/3/95)	155
27. Derrick Alexander – 6 rec. (at Chicago, 9/12/99)	154
28. Carlos Carson – 5 rec. (at New York Giants, 11/25/84)	153
Derrick Alexander – 5 rec. (vs. Seattle, 10/2/00)	153
Dwayne Bowe – 6 rec. (vs. Tennessee, 12/26/10)	153
31. Eddie Kennison – 7 rec. (vs. Cincinnati 1/1/06)	151



Stephone Paige



J.J. Birden



Derrick Alexander

GAME-WINNING FIELD GOALS

Of the 41 game-winning field goals in franchise annals, the biggest was a 25-yard kick by K Tommy Brooker that ended the second-longest game in pro football history. Brooker's FG concluded the 1962 AFL Championship Game with an elapsed time of 77:54 as the Dallas Texans claimed a 20-17 win at Houston (12/13/62). Brooker received a celebratory postgame escort off the field from TE Fred Arbanas (#84) and DB Bobby Hunt (#20). Among the nine other kickers to hit a game-winning kick for Kansas City, K Nick Lowery booted a team-record 14 game-winning FGs, while K Pete Stoyanovich owns the longest kick to ever win a game for the Chiefs, a 54-yard effort vs. Denver (11/16/97).

				<i>Final</i>					<i>Final</i>
<i>Date</i>	<i>Opp.</i>	<i>Kicker</i>	<i>Length</i>	<i>Score</i>	<i>Date</i>	<i>Opp.</i>	<i>Kicker</i>	<i>Length</i>	<i>Score</i>
10/21/62	NYT	Brooker	42	20-17	10/10/93	CIN	Lowery	37	17-15
12/23/62	@ HOU	Brooker	25	20-17 2 OT*	1/8/94	PIT	Lowery	32	27-24 OT
12/7/69	BUF	Stenerud	25	22-19	9/10/95	NYG	Elliott	23	20-17 OT
12/12/71	OAK	Stenerud	10	16-14	9/28/97	SEA	Stoyanovich	41	20-17 OT
9/25/72	@ NO	Stenerud	22	20-17	11/16/97	DEN	Stoyanovich	54	24-22
10/7/73	DEN	Stenerud	39	16-14	11/28/99	@ OAK	Stoyanovich	44	37-34
10/19/75	@ SD	Stenerud	27	12-10	12/12/99	MIN	Stoyanovich	38	31-28
11/23/75	DET	Stenerud	26	24-21 OT	12/10/00	CAR	Peterson	33	15-14
10/17/76	@ MIA	Stenerud	34	20-17 OT	12/16/01	DEN	Peterson	32	26-23 OT
12/9/79	@ BALT	Stenerud	43	10-7	9/8/02	@ CLE	Andersen	30	40-39
10/26/80	DET	Lowery	40	20-17	12/22/02	SD	Husted	38	24-22
10/23/83	@ HOU	Lowery	41	13-10 OT	11/23/03	OAK	Andersen	35	27-24
12/2/84	DEN	Lowery	42	16-13	12/25/04	OAK	Tynes	38	31-30
9/28/86	@ BUF	Lowery	46	20-17	10/8/06	@ ARZ	Tynes	19	23-20
11/2/86	@ SD	Lowery	37	24-23	10/22/06	SD	Tynes	53	30-27
11/13/88	CIN	Lowery	39	31-28	11/22/09	PIT	Succop	22	27-24 OT
11/20/88	SEA	Lowery	40	27-24	10/31/10	BUF	Succop	35	13-10 OT
12/24/89	@ MIA	Lowery	41	27-24	10/23/11	SD	Succop	30	23-20 OT
12/4/90	RAI	Lowery	41	9-7	9/23/12	@ NO	Succop	31	27-24 OT
12/23/90	@ SD	Lowery	32	24-21					
12/8/91	SD	Lowery	18	20-17 OT					
11/8/92	SD	Lowery	36	16-14					

*AFL Championship Game

CHIEFS RECORD WHEN... (All-Time)

Regular Season:	404-388-12 (.510)	Home:	239-158-4 (.586)
Preseason:	122-108-3 (.525)	Cotton Bowl:	15-6-0 (.714)
Postseason:	8-14-0 (.364)	Municipal Stadium:	44-16-3 (.698)
		Arrowhead Stadium:	179-129-1 (.569)
(Regular Season Only)		Away:	165-241-8 (.408)
In overtime games:	14-19-2 (.429)	vs. AFC:	240-269-5 (.472)*
In Primetime contests:	48-30-0 (.615)	vs. AFC West:	153-142-2 (.508)*
		vs. NFC:	77-67-2 (.534)*

*Since 1970

CHIEFS RECORD WHEN... (2000-12)

Regular Season:	89-119	Scoring 20 points or more:	72-38
Preseason:	15-38	Scoring 30 points or more:	38-12
Postseason:	0-3		
(Regular Season Only)		Allowing 10 points or less:	27-2
Home:	54-50	Allowing 20 points or less:	60-34
Away:	35-69	Allowing 30 points or less:	84-75
		Allowing more than 30 points:	5-44
vs. AFC:	64-88	Scoring first:	56-41
vs. AFC West:	38-44	Scoring on first drive:	36-27
vs. NFC:	25-27	Opponent scores on first drive:	24-48
Outdoors:	84-109	Outcome three points or less:	20-30
Indoors:	5-10	Outcome seven points or less:	48-55
On grass:	81-97	Playing in overtime:	6-11
On artificial turf:	8-22		
Playing in season openers:	3-10	Leading at half:	61-26
Playing in season finales:	5-8	Trailing at half:	22-81
		Tied at half:	6-12
Playing in September:	18-26	Leading after three quarters:	65-16
Playing in October:	27-23	Trailing after three quarters:	16-90
Playing in November:	17-35	Tied after three quarters:	8-13
Playing in December:	25-32		
Playing in January:	3-3	Positive turnover margin:	51-29
Scoring fewer than 10 points:	2-29	Negative turnover margin:	15-60
Scoring 10 points or more:	88-90	Even turnover margin:	23-30

CHIEFS RECORD WHEN PRODUCING...

	1960-12	1995-12	2009-12	1960-12
	Record	Record	Record	Two or More
100-Yard Receiver	99-89-5 (.526)	42-43-0 (.494)	7-7-0 (.500)	11-11-0 (.500)
100-Yard Rusher	125-50-3 (.711)	58-29-0 (.667)	10-9-0 (.526)	4-1-0 (.800)
300-Yard Passer	35-48-2 (.424)	17-25-0 (.405)	1-4-0 (.200)	0-0-0 (.000)

CHIEFS RECORD WHEN ALLOWING...

	1960-12	1995-12	2009-12	1960-12
	Record	Record	Record	Two or More
100-Yard Receiver	94-104-5 (.480)	45-49-0 (.479)	8-12-0 (.400)	6-6-1 (.500)
100-Yard Rusher	39-123-4 (.247)	22-58-0 (.275)	4-13-0 (.235)	0-8-0 (.000)
300-Yard Passer	34-47-1 (.421)	18-25-0 (.419)	3-7-0 (.300)	0-0-0 (.000)