



**AN OFFICIAL
BEER PARTNER OF THE**



IT'S *Miller* TIME.



**GREAT BEER
GREAT RESPONSIBILITY**

©2013 MILLER BREWING CO., MILWAUKEE, WI

PANTHERS 2013 SCHEDULE




PRESEASON

GAME 1  Friday, Aug. 9 • 8:00 pm (Panthers TV)
vs CHICAGO BEARS

GAME 2  Thursday, Aug. 15 • 7:30 pm (Panthers TV)
at PHILADELPHIA EAGLES

GAME 3  Thursday, Aug. 22 • 8:00 pm (ESPN)
at BALTIMORE RAVENS

GAME 4  Thursday, Aug. 29 • 7:30 pm (Panthers TV)
vs PITTSBURGH STEELERS

REGULAR SEASON

WEEK 1  Sunday, Sept. 8 • 1:00 pm (FOX)
vs SEATTLE SEAHAWKS

WEEK 2  Sunday, Sept. 15 • 1:00 pm (FOX)
at BUFFALO BILLS

WEEK 3  Sunday, Sept. 22 • 1:00 pm (FOX)
vs NEW YORK GIANTS

WEEK 4 Sunday, Sept. 29
BYE

WEEK 5  Sunday, Oct. 6 • 4:05 pm (FOX)
at ARIZONA CARDINALS

WEEK 6  Sunday, Oct. 13 • 1:00 pm (FOX)
at MINNESOTA VIKINGS

WEEK 7  Sunday, Oct. 20 • 1:00 pm (FOX)
vs ST. LOUIS RAMS

WEEK 8  Thursday, Oct. 24 • 8:25 pm (NFLN)
at TAMPA BAY BUCCANEERS

WEEK 9  Sunday, Nov. 3 • 1:00 pm (FOX)
vs ATLANTA FALCONS

WEEK 10  Sunday, Nov. 10 • 4:05 pm (FOX)
at SAN FRANCISCO 49ERS

WEEK 11  Monday, Nov. 18 • 8:40 pm (ESPN)
vs NEW ENGLAND PATRIOTS

WEEK 12  Sunday, Nov. 24 • 1:00 pm* (FOX)
at MIAMI DOLPHINS

WEEK 13  Sunday, Dec. 1 • 1:00 pm* (FOX)
vs TAMPA BAY BUCCANEERS

WEEK 14  Sunday, Dec. 8 • 1:00 pm* (FOX)
at NEW ORLEANS SAINTS

WEEK 15  Sunday, Dec. 15 • 1:00 pm* (CBS)
vs NEW YORK JETS

WEEK 16  Sunday, Dec. 22 • 1:00 pm* (FOX)
vs NEW ORLEANS SAINTS

WEEK 17  Sunday, Dec. 29 • 1:00 pm* (FOX)
at ATLANTA FALCONS

**Subject to flexible scheduling.*

ADMINISTRATION
& COACHES

VETERANS

ROOKIES

2012 IN REVIEW

RECORDS

TEAM HISTORY

REFERENCE

TABLE OF CONTENTS

ADMINISTRATION

Staff Directory	3
Jerry Richardson	6
Partnership Group	7
Danny Morrison	8

COACHES

Ron Rivera	9
Assistant Coaches	11

STAFF

Dave Gettleman	28
Panthers Staff	29

PLAYERS

Veteran Players	43
2013 Draft Choices and Rookie Free Agents	227
2013 Training Camp Roster	239
2012 Transactions	240

2012 IN REVIEW

Final Standings	242
Regular Season Statistics	243
Game-By-Game Statistics	245
Game Summaries	252
Preseason Statistics	268

RECORDS

Individual Records	270
Team Records	279
Defensive Records	287
Opponent Records	291

TEAM HISTORY

Year-By-Year Statistics	296
All-Time Preseason Results	313
Panthers in Overtime	314
All-Time Win-Loss Records	315
Single-Game Bests	318
Career Leaders	326
Team-By-Team Results	334
Players of the Week/Month	337
The Last Time	340
Draft History	342
Free Agent History	345
Trade History	349
All-Time Honors	349
Postseason Game Summaries	353
All-Time Assistant Coaches	373
All-Time Roster	375
Chronology	394

REFERENCE

Bank of America Stadium	400
Sir Purr	403
The TopCats	404
Training Camp	405
Panthers Hall of Honor	406
Panthers Preseason Television Network	407
Panthers Radio Network	408
Panthers Spanish Radio Network	409
Media Information	410

INDEX

2012 Final Standings	242
2012 Regular Season Statistics	243
2012 Game-By-Game Statistics	245
2012 Game Summaries	252
2012 Preseason Statistics	268
2012 Transactions	240
2013 Panthers Schedule	1
2013 Training Camp Roster	239
All-Time Honors	349
All-Time Roster	375
Chronology	384
Staff Directory	3
Draft Choices	227
Draft History	342
Bank of America Stadium	400
Free Agent History	345
Media Information	410
Panthers Hall of Honor	406
Panthers Records	269
Panthers Preseason Television Network	407
Panthers Radio Network	408
Panthers Spanish Radio Network	409
Postseason Game Summaries	353
Sir Purr	403
Team-By-Team Results	334
The Last Time	340
The TopCats	404
Training Camp	405
Veteran Players	43
Year-By-Year Statistics	296

PRINTING emediagroup

DESIGN & LAYOUT Vincent Llorca

PHOTOGRAPHY AP Images
Goodstuff Creative
Kent Smith
USA Football

CAROLINA PANTHERS

800 South Mint Street
Charlotte, NC 28202
704.358.7000
Tickets 704.358.7800

The Carolina Panthers 2013 Media Guide
is published by the Carolina Panthers.

Contents ©2013 Carolina Panthers.

All rights reserved.

PANTHERS STAFF DIRECTORY

ADMINISTRATION

Jerry Richardson	Owner/Founder
Danny Morrison	President

COACHING STAFF

Jason Benguche	Assistant Strength and Conditioning
Ray Brown	Assistant Offensive Line
Bruce DeHaven	Assistant Special Teams
Ken Dorsey	Quarterbacks
Curtis Fuller	Administrative Assistant to Coaching Staff
Pete Hoener	Tight Ends
Al Holcomb	Linebackers
Joe Kenn	Strength and Conditioning
John Matsko	Offensive Line
Sean McDermott	Defensive Coordinator
Sam Mills III	Assistant Defensive Line
Linda O'Hora	Executive Assistant to the Head Coach
Ricky Proehl	Wide Receivers
Ron Rivera	Head Coach
Richard Rodgers	Special Teams Coordinator
Mike Shula	Offensive Coordinator
Jim Skipper	Running Backs
Lance Taylor	Assistant Wide Receivers
Eric Washington	Defensive Line
Steve Wilks	Secondary/Pass Defense Coordinator

FOOTBALL OPERATIONS

Greg Almond	Equipment Assistant
Mike Anderson	Football Operations Assistant
Brandon Beane	Director of Football Operations
Mark Carrier	Player Engagement Director
Dave Gettleman	General Manager
Chris Herbert	Video Assistant
Mark Hobbs	Video Director
Jackie Miles	Equipment Manager
Toni Miller	Executive Assistant to the General Manager
Jeff Mueller	Video Assistant
Bryan Porter	Football Operations Manager
Rob Rogers	Director of Team Administration
Don Toner	Assistant Equipment Manager

SCOUTING

Matt Allen	Combine Scout
Jeff Beathard	College Scout
Ryan Cowden	National Scout/Senior College Scout
Khary Darlington	College Scout
Don Gregory	Director of College Scouting
Robert Haines	College Scout
Mark Koncz	Director of Pro Scouting
Eli Montague	Scouting Assistant
Jeff Morrow	National Scout/Senior College Scout
John Peterson	College Scout
Clyde Powers	Pro Scout
Mike Szabo	College Scout
Don Warren	Pro Scout

TRAINING & MEDICAL STAFF

Dr. Tim Adamson	Team Neurosurgeon
Dr. Robert Anderson	Team Orthopedist
Dr. Michael Catanese	Team Dentist
Dr. Pat Connor	Team Physician and Orthopedist
Kevin King	Assistant Athletic Trainer
Dr. Jim Herron	Team Dentist
Dr. Robert Heyer	Team Internist
Dr. Jerry Petty	Team Neurosurgeon
Mark Shermansky	Assistant Athletic Trainer
Dr. David Ugland	Team Ophthalmologist
Ryan Vermillion	Head Athletic Trainer

PANTHERS STAFF DIRECTORY *(continued)*

TICKET SALES

Jennifer Barrett	Ticket Manager
Kristen Buchanan	Hospitality and Events Assistant
Claire Burke	Business Development Coordinator
McKay Cameron	Luxury Suite and Suite Club Assistant
Ronnie Garcia	Account Sales Executive
Bryce Garvey	Account Sales Executive
Aaron Gray	Marketing and Panthers Privileges Assistant
Jessica Gregory	Luxury Suites Coordinator
Richard Hart	Account Sales Executive
Joe LaBue	Ticket Sales Manager
Sanders MacDonald	Account Sales Executive
Courtney Martin	Hospitality and Service Team Member
Kalen Rearden	Hospitality and Service Team Member
Russ Robinson	Account Sales Executive
Chrystal Rowe	Marketing & Hospitality Manager
Bobby Trimnal	Ticketing Coordinator
Tyree White	Club Seat Ticketing Assistant
Phil Youtsey	Director of Ticketing

STADIUM OPERATIONS

Jennifer Almond	Stadium Operations Administrative Assistant
Bonnie Creighton	Guest Relations Assistant
Ed Elowson	Operations Assistant
Kim Isenhour	Executive Assistant to the Director of Stadium Operations
Mike Lentz	Stadium Events Coordinator
Scott Paul	Director of Stadium Operations
Ryan Petrus	Guest Relations Coordinator
Frank Waddell	Operations and Mailroom Assistant

SECURITY

John Coleman	Security Officer
Gary Cross	Security Supervisor
Lance Emory	Director of Security
Randy Goforth	Security Supervisor
Jason Hill	Security Officer
Jim Jones	Security Officer
Andrew McCray	Security Supervisor
Erik Powell	Safety and Security Coordinator
Jimmy Robinson	Security Officer
David Royce	Security Officer
Pat Scott	Security Officer
Glenn Sutton	Security Supervisor
Ray Thomas	Security Officer

FACILITIES

Robert Bailey	General Maintenance Assistant
Alex Barraza	Maintenance Assistant
Tom Cotterman	Mechanical Maintenance Assistant
Matthew Getz	Facility Manager
Matt LePage	HVAC Technician
Jeff Long	Maintenance Assistant
Daniel Moose	Maintenance Assistant
Gerard Reyes	Maintenance Supervisor
Chuck Rosselot	Electrical Assistant
Dominick Russo	Preventative Maintenance Supervisor
Adam Thompson	Plumber
Shane Walden	Mechanical Maintenance Supervisor
Brad Wilson	Maintenance Assistant
Ong Xiong	Electrical Assistant

GROUNDKEEPING

Kristopher Burkhardt	Landscape Assistant
Chase Peterson	Landscape Crew Leader
Dennis Riggs	Field Assistant
Stephen Sayrs	Field Assistant
Creighton Sloan	Landscape Assistant
Bryan Teague	Landscape Assistant

PANTHERS STAFF DIRECTORY *(continued)*

Tom Vaughan	Head Groundskeeper
Adam White	Field Supervisor

BUSINESS OPERATIONS

Biham Bidamon	Software Developer
Matthew Brinkley	Football IT Support Manager
Jon Credit	Director of Information Technology
Mia Cunningham	Receptionist
Cynthia Davenport	Payroll Manager
Mike Dudan	Controller
Riley Fields	Director of Community Relations
Laura Fox	Executive Assistant to the Owner/Founder
Dwayne Greene	Systems Administrator
Larry Griffin	Director of Human Resources
Christa Hayes	Software Developer
Kristi Heppner	Accountant II
LaShundra Hicks	Human Resources Coordinator
Eamonn Higgins	IT Network Administrator
Tracy Marino	Executive Assistant to the President
Joyce Melton	Executive Assistant to the General Counsel
Thomas Moea'i	Human Resources Coordinator
Dave Olsen	Chief Financial Officer
Ken Polk	Accountant II
Sarah Szabo	Community Relations Assistant
Richard M. Thigpen	General Counsel
Jody Toth	Receptionist
Seenu Tulluri	Software Developer
Pete Vacho	Football and Military Outreach Manager

SPONSOR SALES & SERVICES

Scott Auker	Sports Marketing Sales Executive
John Berger	Director of Sponsor Sales and Services
Imani Clenance	Account Manager
Jarrid Danburg	Account Manager
Anthony Darr	Account Manager
Tom DeFelice	Sports Marketing Sales Executive
Adam Deschenes	Sports Marketing Sales Executive
Mike Mahoney	Sports Marketing Sales Executive
Dana Robinson	Sponsor Events Manager

BROADCASTING & NEW MEDIA

Jason Bastian	Entertainment Coordinator
Tina Becker	Director of Entertainment
Greg Brannon	Television and Digital Media Executive Producer
Mike Craft	Senior Producer and Video Content
Berkley Dickens	Broadcast Maintenance Engineer
Ken Harrill	Mascot Coordinator
Max Henson	Staff Writer
Stephen Herbster	Television AVID Editor
David Langton	Radio Executive Producer
Dan LaTorraca	New Media Manager
Amy Martin	Broadcast Coordinator
Kate Milstead	Entertainment Assistant
Mick Mixon	Radio Play-By-Play
David Monroe	Digital Media Coordinator
Kyle Ritchie	Director of PantherVision
Bryan Strickland	Website/Staff Writer
Henry Thomas	Director of Broadcasting and New Media
Richelle Williams	Cheerleader Manager and Choreographer

COMMUNICATIONS

Ryan Anderson	Communications Assistant
Charlie Dayton	Director of Communications
Steven Drummond	Assistant Director of Communications



JERRY RICHARDSON

OWNER/FOUNDER

WOFFORD COLLEGE

BORN JULY 18, 1936

TWENTY-THIRD NFL SEASON / TWENTY-FIRST PANTHERS SEASON

Jerry Richardson is a native Carolinian whose dream was to bring NFL football and the world championship he knew as a player in the League to his home. With the Panthers in their second decade, Richardson has firmly established the NFL into the Carolina landscape while dedicating his efforts to making the rest of his vision a reality. He is the only person to be inducted into both the North and South Carolina Business and Athletic Halls of Fame.

On October 26, 1993, Richardson became the first former NFL player since George Halas to become an owner when the Carolinas were unanimously awarded the NFL's 29th franchise. Most recently, Richardson played a pivotal

role as Co-Chairman of the NFL Executive Committee in reaching an unprecedented 10-year Collective Bargaining Agreement with the NFLPA in 2011.

"Jerry Richardson has always put himself out there to take those tough jobs and get it done in a way it reflects well on the NFL and this franchise," says NFL Commissioner Roger Goodell of Richardson's efforts on behalf of the League as well as his Panthers.

A lifelong resident of the Carolinas, Richardson and his wife, Rosalind Sallenger Richardson, have two sons, Jon and Mark, and a daughter, Ashley Richardson Allen, of Charlotte. The Richardsons have nine grandchildren and live in Charlotte.

Edited excerpt from *Johnny Unitas: America's Quarterback*

A LASTING IMPRESSION

Jerry Richardson, a tall, shy receiver was one of the newcomers to the Colts in 1959. Like Unitas, he came from a small college. He had played college football in South Carolina at Wofford College, and Richardson always seemed to be explaining just where Wofford was.

There were approximately one dozen other receivers running around trying to make a lasting impression, one that would enable them to fill the sole spot on the roster. Richardson's chances were not exactly promising, being taken in the 13th round and the 153rd player overall.

Unitas saw the underdog in Richardson, who had married his college sweetheart, Rosalind Sallenger. When training camp opened for the 1959 season, Richardson had no way to get to practice, so Unitas helped him out. He picked him up in the front of the rented house every morning to drive him to camp. They got along fine. Unitas didn't talk, and neither did the rookie, which suited them both.

THE TOUCHDOWN CATCH

Late in the 1959 championship game, was Baltimore head coach Weeb Ewbank thinking of a field goal to give the Colts an eight point lead in the 4th quarter against the New York Giants? Richardson, the rookie receiver Unitas chauffeured during training camp was waiting to return the favor by bringing in the play that Ewbank wanted.

"I stood next to Weeb and looked at him for the play," recalls Richardson. "I finally asked him what the play was and he remarked, 'Just tell Unitas to score.'"

Given the opportunity to score a seemingly safe field goal or a touchdown Unitas would always go for the six points.

"Raymond Berry was split on the left and would make his cut into the middle underneath the linebacker. I lined up close to the tackle and would swing wide to the outside. It really was Berry's play all the way. He had done it a thousand times. But Unitas looked off Berry, and I looked around and saw the ball coming to me. I squeezed it tight and went into the end zone standing up. I never expected the ball and neither did the Giants."

The rookie's touchdown was the clincher. The Colts moved closer to the championship with a 21-9 lead.

PANTHERS PARTNERSHIP GROUP



Jerry Richardson
Charlotte, North Carolina



Rosalind S. Richardson
Charlotte, North Carolina



Jon Richardson
Charlotte, North Carolina



Mark S. Richardson
Charlotte, North Carolina



Ashley Richardson Allen
Charlotte, North Carolina



M.C. Belk Pilon
Charlotte, North Carolina



McKay Belk
Colorado Springs, Colorado



H.C. Bissell
Charlotte, North Carolina



Erskine B. Bowles
Charlotte, North Carolina



Derick S. Close
Charlotte, North Carolina



Elliott S. Close
Fort Mill, South Carolina



Cameron M. Harris
Charlotte, North Carolina



John W. Harris
Charlotte, North Carolina



Donald R. Keough
Atlanta, Georgia



Leon Levine
Charlotte, North Carolina



Jerry Wordsworth
Rocky Mount, North Carolina



Steve Wordsworth
Rocky Mount, North Carolina

PANTHERS
PARTNERSHIP GROUP

VETERANS

ROOKIES

2012 IN REVIEW

RECORDS

TEAM HISTORY

REFERENCE

DANNY MORRISON

PRESIDENT

WOFFORD COLLEGE

BORN OCTOBER 26, 1953

FIFTH NFL SEASON / FIFTH PANTHERS SEASON



In his fifth year as President of the Carolina Panthers,

Danny Morrison continues to make an indelible imprint on the organization through his foresight and tireless energy. Under his guidance, the Panthers have been innovative and aggressive in improving the fan experience while reaching new levels in corporate support and sponsorships.

Morrison's relationship with the Panthers began in the team's inaugural 1995 season at Wofford College. As Director of Athletics he coordinated a fundraising effort that enabled the school to refurbish its facilities to host an NFL training camp. The Panthers have now been at Wofford for 19 straight years and the training camp is regarded among the best in the NFL.

In his capacity as team president, Morrison is responsible for the Panthers business operations and Bank of America Stadium business interests as well as representing the organization in many league matters.

Since assuming duties as president, Morrison has provided energy and direction for the Panthers.

From working closely with Owner/Founder Jerry Richardson to providing the impetus for improvements throughout the organization, Morrison has immersed himself into the Panthers.

Most recently, he oversaw an extensive master plan study for Bank of America Stadium, which will result in a \$112.5 million renovation plan over the coming years. The improvements began this summer with the relocation of the stadium's gate entrances to provide safer and more efficient entry into the stadium. Construction on escalators, video boards, and ribbon boards as well as a new sound system is also scheduled in the near future. The Panthers have already been one of the NFL leaders in developing a stadium Wi-Fi system.

On the League level, Morrison has also established a presence as the Chair of the NFL Sub-Committee on College Relations and serving on the NFL Fan Experience Club Working Group as well as the NFL Working Group on Coaches Benefits.

Prior to joining the Panthers, Morrison was in his fifth year as Director of Athletics at Texas Christian University. At TCU, Morrison directed the development of the athletic program into one of the most successful in the nation while helping to usher the Horned Frogs into the Mountain West Conference. In the 2008-09 athletic season TCU had 16 of its 20 sports represented in postseason play, finishing with the nation's seventh-ranked football team.

A total of 12 sports were nationally ranked and four conference titles were won with three coaches receiving coach of

the year honors. Five of the school's 20 programs were ranked in the top 11 in the nation.

The solid footing established under Morrison was revealed even after his departure when the football team recorded an undefeated regular season and the baseball team advanced to the College World Series. TCU and Florida were the only two schools in college athletics to play in a BCS Bowl game and have a team in the College World Series in 2010.

Prior to going to TCU in 2005, Morrison was Commissioner of the Southern Conference. He had joined the conference office after leaving Wofford, where he was senior vice president, in 2001. As Commissioner of the Southern Conference, Morrison established numerous progressive initiatives, creating partnerships with corporate entities while expanding and enhancing the television schedule for the conference through various networks.

Since coming to Charlotte in 2009, Morrison has become an integral part of the community, serving on the Board of Directors for the Charlotte Sports Foundation, Charlotte Chamber, the Charlotte Regional Partnership, and Charlotte Center City Partners as well as the Board of Ambassadors for the Levine Children's Hospital.

A native of Burlington, N.C., Morrison attended Wofford, where he lettered four years in basketball and graduated summa cum laude and Phi Beta Kappa in 1975 with a Bachelor of Arts in mathematics. His pursuit of excellence as athletics director earned him induction into the Wofford Athletics Hall of Fame in 2002 and he currently serves on the school's Board of Trustees.

Morrison obtained a Masters of Education in administration and supervision from the University of North Carolina in 1981 and a doctorate in educational leadership from the University of South Carolina in 2000.

He returned to Wofford in 1985 as the school's first full-time Director of Athletics and served in that capacity for 12 years, guiding the Terriers from NAIA to Division II to Division I-AA and membership in the Southern Conference.

The linchpin of that transition was the improvement of the facilities to provide a summer home for the Panthers through a capital improvement plan. Since transitioning to the Southern Conference, Wofford has successfully competed in the league, winning the football championship in 2003, 2007, 2010, and 2012, and the basketball title in 2010 and 2011.

Morrison and his wife, Peggy, have two children: Trey, a graduate of the University of South Carolina, and Meg, who received her degree from Wofford.



RON RIVERA

HEAD COACH

CALIFORNIA
SEVENTEENTH NFL SEASON / THIRD PANTHERS SEASON

COACHING: Ron Rivera has brought the same work ethic and dedication to head coaching as he did to playing, taking the Panthers in a positive direction over the last two years. Rivera inherited a team with a 2-14 record and has steadily guided Carolina from six wins his first season to seven last year while building a foundation that includes back-to-back Rookies-of-the-Year in quarterback Cam Newton and linebacker Luke Kuechly.

Rivera came to Carolina with a reputation for hard work, attention to detail and preparation. They were also the qualities he exhibited in his first campaign as the Panthers tripled their win total from the previous season despite no offseason and an epidemic of defensive injuries. Rivera did not even meet his team until they reported to training camp and despite a slow start, held it together to finish with four wins in the final six games.

His success was no surprise, for Rivera has excelled as a coach and player during his 25 years in the NFL, serving as coordinator for the San Diego Chargers top-ranked defense in 2010 and playing linebacker for the Chicago Bears' top-ranked defense and Super Bowl XX championship team in 1985. In 16 seasons as a coach and nine as a player, he has been with teams that have reached the playoffs 16 times, including eight conference championships and two Super Bowls.

The mentality of the Chargers defense that Rivera coached and the Bears defense on which he played resonates within the head coach.

Last year, that mindset became a part of the Panthers mentality as Carolina finished the year ranked 10th in yards allowed, a jump of 18 places from 2011. It was on the strength of that defensive improvement that Carolina won five of its last six games to improve its win total for the second straight year.

Carolina made a similar jump on offense in Rivera's first season. With the addition of quarterback Cam Newton, the Panthers jumped from last to seventh in total offense in 2011.

Rivera's identity has been influenced by two innovative defensive coordinators. As a player, Rivera was coached by Buddy Ryan, the architect of the "46 Defense," which involved blitzing on nearly every down. As a coach, Rivera toiled under the late Jim Johnson, a highly-regarded defensive coordinator renowned for his aggressive approach.

His identity also has been shaped by his family. The son of a U.S. Army officer and the second-youngest of four boys, Rivera learned from a young age about chain of command

and many of the principles he teaches and expects from his players. "Coming from a military background, there's a lot of discipline, a lot of structure. That's how I feel when I coach," Rivera said.

Rivera worked with the San Diego Chargers from 2007-10. He coached inside linebackers before taking over as the team's defensive coordinator midway through the 2008 season.

With Rivera's guidance, the pass defense steadied itself – intercepting nine passes and yielding 229.6 passing yards per game and 11 touchdown passes over the final eight games. Those numbers contrasted to the first half of the season when San Diego notched just seven picks and was victimized for 265.1 yards per game and 14 touchdowns through the air.

In Rivera's first full season leading the defense in 2009, the Chargers ranked 16th in total defense and 11th against the pass. One of the unit's strengths was playing tough after offensive turnovers, giving up only 44 points, a figure that tied New England for the second-fewest in the NFL. Those rankings improved in 2010 as San Diego led the NFL with an average of 271.6 total yards allowed per game and gave up a league-low 177.8 passing yards per game. Overall, the Chargers finished in the top five in 11 different defensive statistical categories despite not having any defenders selected to the Pro Bowl.

From 2004-06, Rivera oversaw the Chicago Bears defense, engineering the unit to two top-five finishes in the league. Under Rivera's direction, five different defensive players went to the Pro Bowl: linebacker Lance Briggs, safety Mike Brown, defensive tackle Tommie Harris, linebacker Brian Urlacher and cornerback Nathan Vasher.

In his first season as a defensive coordinator in 2004, Rivera presided over a defense that produced nine more takeaways and 17 more sacks than the previous year and scored a franchise record and NFC high six defensive touchdowns. The Bears also thrived on third down and buckled down inside their own 20-yard line, ranking first in the NFL in third-down efficiency (30.5%) and topping the NFC in red zone defense (42.6%).

The following year, Chicago continued to build on the foundation Rivera laid in 2004. The Bears won their first of two consecutive NFC North titles and stood second in the NFL in total defense. In surrendering the fewest points in the League, Rivera's defense went 43 consecutive quarters without allowing more than seven points – the longest streak in the NFL since 1969. Chicago also led the NFL in red zone defense (32.5%) and rated second in third-down efficiency (31.9%).

RON RIVERA

VETERANS

ROOKIES

2012 IN REVIEW

RECORDS

TEAM HISTORY

REFERENCE

During Rivera's last season with the Bears in 2006, the defense paced the NFL with 44 takeaways and finished fifth in the league in total defense and third in scoring defense, helping propel Chicago to the NFC Championship and an appearance in Super Bowl XLI.

Prior to becoming a defensive coordinator, Rivera spent five seasons from 1999-2003 as the linebackers coach for the Philadelphia Eagles, who advanced to the NFC Championship game in each of his final three seasons. Twice during Rivera's tenure with the Eagles, the team finished second in the NFL in scoring defense and in 2001 held all 16 of its opponents to less than 21 points — making them just the fourth team in NFL history to do so.

Prior to returning to Chicago, Rivera spent five seasons in Philadelphia, where a member of his linebacking corps led the team in tackles four times. Rivera gained his first coaching experience with the Bears as defensive quality control coach from 1997-98.

He is just the third Latino head coach in NFL history, joining Tom Flores with the Oakland Raiders from 1979-87 and Seattle Seahawks from 1992-94 and Tom Fears with the New Orleans Saints from 1967-70.

PLAYING AND PERSONAL: Following his retirement, Rivera went into broadcasting. He covered the Bears and college football as a television analyst for WGN and SportsChannel Chicago for four years from 1993-96. Selected in the second round of the 1984 NFL Draft by Chicago, Rivera played all nine of his pro seasons with the Bears. Primarily

an outside linebacker, he appeared in 149 games with 62 starts (including 12 postseason contests with six starts) and posted 392 tackles, 7.5 sacks, five forced fumbles, four fumble recoveries, nine interceptions and 15 passes defended. Rivera was a member of six NFC Central division title teams and a Super Bowl XX championship team in 1985.

As a player, Rivera was known for both his skill and determination on the field and his dedication of time and energy to the community. As a result, he was named the Bears Man of the Year in 1988 and earned the club's Ed Block Courage Award in 1989.

He has carried that same community commitment to coaching, sponsoring a bowling tournament last summer to benefit the Ronald McDonald House, the USO and the Humane Society.

An All-American at the University of California, Rivera finished his career as the school's all-time leader in sacks with 22 and tackles with 336. As a senior in 1983, he set the Bears single-season record for sacks with 13 and tackles for loss with 26.5. Born Jan. 7, 1962 in Fort Ord, Calif., Rivera lived in Germany, Panama, Washington and Maryland before his family settled in Marina, Calif. He attended Seaside High School in Marina and was a three-sport star in football, basketball and baseball.

Rivera and his wife, Stephanie, have two children, Christopher and Courtney. Stephanie is a former assistant coach for the WNBA's Washington Mystics.

RON RIVERA COACHING HISTORY

Year	Position	Team
1997-98	Defensive Quality Control	Chicago Bears
1999-2003	Linebackers	Philadelphia Eagles
2004-06	Defensive Coordinator	Chicago Bears
2007-08	Inside Linebackers	San Diego Chargers
2008-10	Defensive Coordinator	San Diego Chargers
2011-current	Head Coach	Carolina Panthers



SEAN McDERMOTT

DEFENSIVE COORDINATOR

WILLIAM & MARY
FIFTEENTH NFL SEASON / THIRD PANTHERS SEASON

COACHING: Sean McDermott is in his third season as defensive coordinator of the Panthers following a 2012 campaign in which the Panthers finished 10th in the NFL in total defense – an 18-spot improvement from 2011. The defense faced stiff competition, playing 11 of 16 games against opponents that finished the season in the top 15 in the NFL in total offense, including nine in the top-10.

Despite ending the year with seven starters or significant contributors on injured reserve, the Panthers ranked in the top-10 in many defensive categories including sacks, third-down conversion percentage, yards after catch, big plays allowed and negative plays created. The Panthers also tied a team record with three interception returns for touchdowns, the first time since 2007 that the team had multiple defensive scores in a season.

McDermott's unit played its best down the stretch, rising from 24th in total defense after four games to its final ranking of 10th. In the season's final 13 weeks, the Panthers ranked sixth in total defense, eighth in rush defense and 11th in pass defense, yielding 312.8 yards per game – 101.8 rushing and 211.0 passing.

An integral part of the defense's success was rookie linebacker Luke Kuechly, who earned Associated Press NFL Defensive Rookie of the Year honors after leading the league in tackles with a franchise record 205. Carolina also registered 39 sacks, and defensive ends Charles Johnson and Greg Hardy led the charge as they became the first Panthers tandem to record double-digit sacks since 2002. Johnson ranked sixth in the NFL with a career-high 12.5 sacks and second with seven forced fumbles, while Hardy added a career-high 11 sacks.

In his first season with the Panthers in 2011, McDermott was faced with leading a unit that was plagued by injuries. It was the second half of the season before Carolina fielded the same defensive lineup in consecutive weeks, but McDermott's young and inexperienced group showed signs of potential, forcing key stops and turnovers that contributed to wins in four of the final six games.

McDermott came to Carolina following 12 seasons with the Philadelphia Eagles, the last two as defensive coordinator, where he contributed to six division titles.

In 2010, McDermott led one of the League's youngest defenses to another playoff appearance in Philadelphia, finishing the year ranked in the top-10 in takeaways, sacks and negative play yardage.

In his first season overseeing the Eagles defense in 2009, McDermott overcame a rash of injuries to help lead the team to a playoff appearance and direct a unit that ranked third

in the NFL with 38 takeaways and 44 sacks. Also, Philadelphia stood second in the League in third down defense and fifth in yards per play allowed.

Three of McDermott's players earned Pro Bowl honors: defensive end Trent Cole, cornerback Asante Samuel, and safety Quintin Mikell. As a result of his efforts, McDermott was named the NFL's top defensive coordinator by *Pro Football Weekly*.

One of the few NFL assistants to successfully mentor two different position groups, McDermott coached the secondary and linebackers before becoming defensive coordinator, learning all phases of the defensive game plan from the late Jim Johnson, the Eagles' legendary defensive coordinator from 1999-2008.

Tutoring the defensive backs in 2008, McDermott helped the pass defense improve in nearly every statistical category from the previous year, ranking third in the NFL in pass defense and second in net yards per pass play. Two members of the secondary – free safety Brian Dawkins and Samuel – garnered Pro Bowl recognition, while Mikell, who began his career in the NFL as an undrafted free agent, captured second-team All-Pro accolades.

In 2007, McDermott took over the linebackers when Steve Spagnuolo left to become the New York Giants defensive coordinator. The young linebacking corps flourished under McDermott as Omar Gaither and Chris Gocong progressed into full-time starters for the first time in their careers.

From 2004-06, McDermott served as the Eagles' secondary/safeties coach. In 2004, both starting safeties, Dawkins and strong safety Michael Lewis, went to the Pro Bowl. Under McDermott's guidance, Dawkins proceeded to make two more Pro Bowls (2005, 2006).

McDermott worked as the team's assistant defensive backs coach in 2003 and as the defensive assistant/quality control coach from 2001-02, assisting with linebackers. He joined the organization in 1998 as a scouting administrative coordinator and primarily handled budget, collective bargaining agreement, salary cap and personnel matters until being promoted to assistant to the head coach in 1999.

PLAYING AND PERSONAL: An All-Atlantic 10 Conference choice at safety for William & Mary as a senior in 1997, McDermott graduated with a degree in finance and began his coaching career as a graduate assistant at his alma mater in 1998. He and his wife, Jamie, have a daughter Madeline, and a son Gavin.

HISTORY: Safety: William & Mary 1994-97. College coach: William & Mary 1998. Pro coach: Philadelphia Eagles 2001-2010, Joined Panthers in 2011.

ASSISTANT
COACHES

VETERANS

ROOKIES

2012 IN REVIEW

RECORDS

TEAM HISTORY

REFERENCE

RICHARD RODGERS

SPECIAL TEAMS COORDINATOR

CALIFORNIA
SECOND NFL SEASON / SECOND PANTHERS SEASON



COACHING: Richard Rodgers, who was part of one of the most memorable kickoff returns in college football history, is in his second season with the Panthers and first as special teams coordinator after serving in that capacity on an interim basis for the final seven weeks of 2012. Rodgers aims for the Panthers' special teams units to have a game-changing impact reminiscent of "The Play."

After beginning 2012 as the Panthers special teams assistant, Rodgers was named interim special teams coordinator after nine games. In the season's final seven weeks, Rodgers helped the Panthers improve from 31st to 14th in the NFL in punt return average and 18th to 10th in punt coverage. Rodgers unit finished first in the NFL in kickoff coverage after the team ranked 30th in 2011.

Rodgers came to Carolina with 23 years of college experience. He coached at Holy Cross from 2005-11, spending his last six seasons as the defensive coordinator after handling the secondary in 2005. Rodgers developed the Crusaders into one of the top defenses in the Patriot League. Five players from his unit earned All-Patriot League honors in 2009, 2010 and 2011.

From 2001-04, Rodgers tutored the secondary at New Mexico State. During his tenure, the Aggies pilfered 45 interceptions, while lowering their passing yardage allowed in each of his final three seasons. Previously, Rodgers worked four years at Portland State from 1997-2000. He oversaw the Vikings' secondary and special teams in addition to serving as the team's strength and conditioning coordinator.

Prior to Portland State, Rodgers had a two-year stint at San Jose State, working with the secondary and special teams from 1995-96. He started his coaching career as an assistant at Diablo Valley Community College from 1989-94.

Rodgers also gained valuable exposure to professional football along the way. He participated in the NFL's Minority Internship Program with the Oakland Raiders during training camp in 1996 and then was the defensive backs coach for the Scottish Claymores of NFL Europe in 1998.

PLAYING AND PERSONAL: A two-time second-team All-Pac-10 Conference selection at California, where he was teammates with Carolina Panthers head coach Ron Rivera, Rodgers was the Golden Bears' special teams captain for three seasons. He called "The Play" in the huddle to defeat Stanford in 1982. Rodgers was the second and fourth player to handle the ball on the famed five-lateral kickoff return for a touchdown on the final play of the game between the two rivals.

Rodgers then played defensive back and wide receiver for three seasons in the Arena Football League. He appeared in the league's first championship game in 1987, catching a 32-yard touchdown pass for the Denver Dynamite in Arena Bowl I.

He has a daughter, Kayla, and two sons, Richard II and Christopher, and is married to Sara (Kuhlman) Rodgers. Rodgers graduated from California with a degree in political science.

HISTORY: Defensive back: California 1980-83. Pro defensive back/wide receiver: Chicago Bruisers (AFL) 1987, Denver Dynamite (AFL) 1987, Los Angeles Cobras (AFL) 1988, Sacramento Attack (AFL) 1992. College coach: Diablo Valley Community College 1989-94, San Jose State 1995-96, Portland State 1997-2000, New Mexico State 2001-04, Holy Cross 2005-11. Pro coach: Joined Panthers in 2012.



MIKE SHULA

OFFENSIVE COORDINATOR

ALABAMA
TWENTY-SECOND NFL SEASON / THIRD PANTHERS SEASON

COACHING: Mike Shula brings continuity and familiarity in his first year as the Panthers' offensive coordinator in 2013 after spending the last two seasons as the team's quarterbacks coach. He has helped shape an offense that gained 12,008 total net yards from 2011-12, the most in a two-year span in team history, and compiled an NFL-high 165 plays of 20-or-more yards.

With his extensive knowledge of the quarterback position, having successfully played and coached it, Shula has been instrumental in the development of 2011 No. 1 overall draft choice Cam Newton. Newton, with Shula as his position coach, set an NFL record for the most passing yards in a player's first two seasons with 7,920.

In 2012, Newton improved on his first-year passer rating with an 86.2 mark while rushing for more than 700 yards for the second consecutive season. He was at his best in the final nine games, throwing for 14 touchdowns against just four interceptions and running for five more scores to lead the Panthers to a 6-3 mark during that period. Newton set a team record with 176 consecutive pass attempts without an interception and helped guide the Panthers to 5,771 total net yards and 328 first downs, the second-highest totals in team history. The offense ranked in the top-10 in yards per completion, yards per pass attempt, yards per play and third down conversion percentage.

Under Shula, Newton was named Associated Press Offensive Rookie of the Year in 2011 after turning in one of the most prolific rookie seasons in NFL history, passing for 4,051 yards and accounting for an NFL rookie record 35 total touchdowns (21 passing and 14 rushing). With Newton at the helm, the Panthers offense experienced a 210-point improvement in scoring from the previous season and set team records for total yardage (6,237) and first downs (345).

A veteran of 25 years in coaching, including 21 as an NFL assistant and four as a college head coach, Shula spent four seasons as the quarterbacks coach of the Jacksonville Jaguars (2007-10) before arriving in Carolina.

With Jacksonville, Shula oversaw David Garrard's development from becoming a full-time starter in 2007 to making the Pro Bowl in 2009. In Shula's first year with the Jaguars, Garrard ranked third in the NFL with a 102.2 passer rating, threw an NFL-low three interceptions and established a team record with a 64.0 completion percentage. After posting career highs for attempts, completions and yards in 2008, Garrard capped the 2009 campaign with a Pro

Bowl appearance. In 2010, under Shula's guidance, Garrard came through in the clutch by finishing second in the NFL with a fourth-quarter passer rating of 108.3 and directing five game-winning drives.

From 2003-06, Shula compiled a 26-23 record as head coach at Alabama and led the Crimson Tide to three consecutive bowl games. While at Alabama, he mentored quarterback Brodie Croyle, who holds school career records for attempts, completions and yards and was a third-round draft choice by Kansas City in 2006.

Before returning to his alma mater as head coach, Shula coached the Miami Dolphins quarterbacks for three seasons from 2000-02. It marked his second stint with the team, previously serving as a coaching assistant for two years from 1991-92. During Shula's tenure as Dolphins quarterbacks coach, Jay Fiedler became just the second quarterback in franchise history to pass for more than 3,000 yards with 3,290 in 2001.

In addition to Shula's work as a quarterbacks coach, he presided over the Tampa Bay Buccaneers offense as offensive coordinator for four seasons from 1996-99. The Buccaneers reached the playoffs in two of Shula's four years, advancing to the NFC Championship in 1999. Shula helped quarterback Trent Dilfer earn Pro Bowl honors in 1997 when he set then team records for touchdowns and most consecutive pass attempts without an interception.

Shula joined the Buccaneers from the Chicago Bears, where he handled tight ends for three seasons from 1993-95. He broke into coaching as an offensive assistant for Tampa Bay in 1988 and was promoted to quarterbacks coach in 1990. As the Buccaneers' quarterbacks coach, Shula tutored Vinny Testaverde.

PLAYING AND PERSONAL: A two-time All-Southeastern Conference choice at quarterback for Alabama from 1984-86, Shula completed 298-of-552 passes for 3,881 yards and 33 touchdowns, and finished his career with a 32-15-1 record as a starter. He was selected by Tampa Bay in the 12th round of the 1987 NFL Draft and spent part of the season on the Buccaneers' roster. Shula and his wife, Shari, have three daughters: Sam, Brooke and Ryan.

HISTORY: Quarterback: Alabama 1983-86. Pro quarterback: Tampa Bay Buccaneers 1987. College coach: Alabama 2003-06 (head coach). Pro coach: Tampa Bay Buccaneers 1988-90, 1996-99, Miami Dolphins 1991-92, 2000-02, Chicago Bears 1993-95, Jacksonville Jaguars 2007-10, Joined Panthers in 2011.

ASSISTANT COACHES

VETERANS


ROOKIES

2012 IN REVIEW

RECORDS

TEAM HISTORY

REFERENCE



JASON BENGUCHE

ASSISTANT STRENGTH AND CONDITIONING

SPRINGFIELD COLLEGE
FIRST NFL SEASON / FIRST PANTHERS SEASON

COACHING: Jason Benguche brings extensive knowledge in athletic development to the Panthers' strength and conditioning program, helping strength and conditioning coach Joe Kenn prepare the Panthers for the highest level of performance. Benguche joins Carolina in 2013 following five years at Georgia Tech from 2008-12.

He spent his final three years at Georgia Tech as assistant director of player development for football after working as an assistant strength and conditioning coach for the football, swimming and diving, and men's tennis teams during his first two years. While with the Yellow Jackets, Benguche designed and executed strength and conditioning programs focused on athletes' strength, power, speed and movement.

Prior to Georgia Tech, Benguche served as a graduate assistant for the strength and conditioning program at Florida State from 2006-07 in addition to being a strength and conditioning intern at IMG Academy in 2006. He was a student assistant with the University of Massachusetts football team in the spring of 2005.

PLAYING AND PERSONAL: Benguche played offensive line for Springfield College from 2002-05, earning Division II/III All-New England honors from the New England Football Writers Division as a senior. He graduated with a bachelor's degree in applied exercise science in 2006 and earned a master's degree in health education from Florida State in 2008. Last name is pronounced ben-goo-chi.

HISTORY: Offensive lineman: Springfield College 2002-05. College coach: Massachusetts 2005 (spring), Florida State 2006-07, Georgia Tech 2008-12. Pro coach: Joined Panthers in 2013.



RAY BROWN

ASSISTANT OFFENSIVE LINE

ARKANSAS STATE
SEVENTH NFL SEASON / THIRD PANTHERS SEASON

COACHING: A veteran of 26 NFL seasons, 20 as a player and six as a coach, assistant offensive line coach Ray Brown enters his third season with the Panthers, working with offensive line coach John Matsko.

Brown's tutelage has been instrumental in the development of young Panthers linemen Byron Bell and Amini Silatolu. Bell, an undrafted rookie free agent in 2011, has started 27 games at tackle or guard in two seasons for the Panthers and Silatolu, a second-round draft choice from Division II Midwestern State in 2012, started 15 games at guard in his first season and earned All-Rookie honors from *Pro Football Weekly*/Pro Football Writers of America.

Brown helped coach the offensive line through instability in 2012 as the unit finished the season with only two starters, tackles Jordan Gross and Bell, remaining from the original lineup that began the season. Despite losing Pro Bowl center Ryan Kalil after six games and Geoff Hangartner, who began the season at guard before filling in for Kalil at center, for the final four games, the Panthers offense gained 5,771 total net yards and produced 328 first downs, the second-highest marks in team history.

In 2011, Brown's first season as part of the staff, the offensive line helped set a team record with a 5.4 yards per carry average and opened holes for the Panthers to become the first team in NFL history with three 700-yard rushers in DeAngelo Williams (836), Jonathan Stewart (761) and Cam Newton (706). Kalil was named to the Pro Bowl and earned second-team All-Pro honors.

Brown spent 2010 as assistant offensive line coach with the San Francisco 49ers. While with San Francisco, he relied on his extensive background and knowledge to help integrate first-round draft picks Anthony Davis at tackle and Mike Lupati at guard into the starting lineup.

Prior to joining the 49ers, Brown served as the Buffalo Bills' assistant offensive line coach for two seasons from 2008-09. In each of his years with the Bills, the offensive line opened holes for 1,000-yard rushers, and Brown helped tackle Jason Peters make the Pro Bowl in 2008.

Brown made his foray into coaching during the second half of the 2006 season as a special assistant on the Washington Redskins' staff. In his role, he assisted with the offensive line.

PLAYING AND PERSONAL: Originally an eighth-round draft choice (201st overall) by the St. Louis Cardinals in 1986, Brown played in 265 games with 202 starts at guard and tackle for four different franchises — St. Louis/Phoenix Cardinals, Washington Redskins, San Francisco 49ers and Detroit Lions.

Brown was a member of the Redskins' Super Bowl XXVI championship team and earned Pro Bowl and first-team All-Pro honors with the 49ers in 2001. He became the oldest player to ever start an NFL postseason game when he opened at right guard for the Redskins against the Seattle Seahawks in the 2005 NFC Divisional Playoff at the age of 43 years and 336 days.

An All-Southland Conference selection at Arkansas State, Brown lined up on the offensive line and at tight end for the Indians. As a senior in 1985, he became the first player in conference history to be named all-conference at two different positions in the same season, garnering first-team recognition at tackle and second-team accolades at tight end. Brown began his college career at Memphis State before transferring to Arkansas State.

He and his wife, Ashley, have a daughter, Miriam, and a son, Leonard. Brown also has two daughters, Lentisha and Andrea, and a son, Tyler.

HISTORY: Offensive lineman/tight end: Arkansas State 1983-85. Pro offensive lineman: St. Louis/Phoenix Cardinals 1986-88, Washington Redskins 1989-95, 2004-05, San Francisco 49ers 1996-2001, Detroit Lions 2002-03. Pro coach: Washington Redskins 2006, Buffalo Bills 2008-09, San Francisco 49ers 2010, Joined Panthers in 2011.



BRUCE DeHAVEN

ASSISTANT SPECIAL TEAMS

SOUTHWESTERN COLLEGE
TWENTY-SEVENTH NFL SEASON / FIRST PANTHERS SEASON

COACHING: Bruce DeHaven brings more than a quarter-century of NFL coaching experience to the Panthers as special teams assistant.

DeHaven comes to Carolina after serving as special teams coordinator for the Buffalo Bills from 2010-12, his second stint with the team. He previously coached special teams for the Bills from 1987-99.

In 2012, DeHaven's special teams unit set Bills franchise records, ranking first in the NFL with a 17.1-yard punt return average and fourth in the NFL with a 27.0-yard kickoff return average. In 2011, the Bills led the NFL in kickoff coverage, limiting opponents to 20.4 yards per return, and finished third in the league with a 12.7-yard punt return average. A year earlier, DeHaven helped rookie C.J. Spiller earn AFC Special Teams Player of the Week after producing 195 kickoff return yards, including a 95-yard touchdown, at New England (9/26/10).

Prior to re-joining the Bills, DeHaven served as special teams coach in the NFL with the Seattle Seahawks from 2007-09, Dallas Cowboys from 2003-06 and San Francisco 49ers from 2000-02.

Under DeHaven's guidance, the Seahawks ranked second in the league with a 25.3-yard kickoff return average in 2008 as Josh Wilson set team records with 69 kickoff returns and 1,753 kickoff return yards. In his first year with Seattle, DeHaven's punt return schemes aided Nate Burleson to return one punt and one kickoff for a touchdown. He also helped kicker Josh Brown set career highs with 28 field goals made, 127 points scored and 13 touchbacks.

Prior to going to Seattle, DeHaven spent four seasons with the Dallas Cowboys. Punter Matt McBriar led the NFL with a 48.2 punting average in 2006 and ranked fourth with a 38.6 net punting average. In 2004, the Cowboys kickoff coverage unit ranked first in the league, holding opponents to an average of 17.5 yards per return.

DeHaven spent 2000-02 as the special teams coach in San Francisco. During DeHaven's time with the 49ers, punter Jason Baker earned all-rookie honors in 2001, and return man Jimmy Williams finished first in the NFL with a 16.8-yard punt return average in 2002.

Before his stop in San Francisco, DeHaven coached 13 seasons with the Bills. During this time, the Bills made four consecutive Super Bowl appearances, won six AFC East championships and appeared in 20 playoff games.

DeHaven helped develop one of the greatest special teams players in NFL history: Steve Tasker. Tasker made seven Pro Bowls as the AFC's Special Teams Player and was voted the 1993 Pro Bowl MVP. In 1998, kicker Steve Christie set team records with 140 points and 33 made field goals and became the franchise's all-time leading scorer.

In a ranking of the 19 most important special teams statistical categories by *The Dallas Morning News* in 1996, the Bills' units finished first. His 1991 punt coverage unit led the league in fewest punt return yards allowed with 53, a then NFL record. DeHaven also guided Buffalo's kickoff coverage unit to the top of the NFL four straight years from 1987-90.

Prior to joining Buffalo, DeHaven spent three years in coaching in the USFL. He was the running backs and special teams coach with the Orlando Renegades in 1985, special teams and offensive line coach for the Pittsburgh Maulers in 1984 and special teams and assistant offensive line coach with the New Jersey Generals in 1983.


DeHaven began his collegiate coaching career at Kansas, working with the defensive backs and offensive line as well as heading up recruiting from 1979-81. He served as offensive line coach and recruiting coordinator at New Mexico State in 1982.

DeHaven began his career as a high school coach in Kansas. As an assistant at Southeast (Wichita, Kan.) from 1974-78, he helped guide the school to three straight Kansas state football titles.

PLAYING AND PERSONAL: DeHaven played eight-man football at Belpre-Trousdale (Trousdale, Kan.) High School and was a basketball standout at Southwestern College, leading the team in scoring in two consecutive years. DeHaven also participated in track and field and is a member of the athletic department's hall of fame.

A graduate of Southwestern with a degree in history and political science, DeHaven and his wife, Kathy, have a son, Tobin Scott, and a daughter, AnnieMaude.

HISTORY: College coach: Kansas 1979-81, New Mexico State 1982. Pro coach: New Jersey Generals (USFL) 1983, Pittsburgh Maulers (USFL) 1984, Orlando Renegades (USFL) 1985, Buffalo 1987-99, San Francisco 2000-02, Dallas 2003-06, Seattle 2007-09, Buffalo 2010-12, Joined Panthers in 2013.



KEN DORSEY

QUARTERBACKS

MIAMI (Fla.)

FIRST NFL SEASON / FIRST PANTHERS SEASON

COACHING: Ken Dorsey draws on his experience as an NFL quarterback and record-setting passer at the University of Miami (Fla.) as Panthers quarterbacks coach, moving to the coaching staff from the scouting department.

He assumes the position following two seasons as a pro scout for Carolina from 2011-12. In this role, Dorsey advanced the Panthers' upcoming opponents each week as well as evaluated free agents and prospects on other NFL rosters.

Prior to coming to Carolina, Dorsey served as an instructor at IMG Academy where he trained a wide range of athletes, including NFL prospects before the 2011 NFL Draft. He worked with quarterbacks, running backs and wide receivers.

Dorsey played six years in the NFL from 2003-08 after being selected in the seventh round by the San Francisco 49ers in 2003. He spent three seasons with the 49ers and then three with the Cleveland Browns, making 13 starts and completing 214-of-408 passes for 2,082 yards and eight touchdowns. Dorsey finished his pro career with the Toronto Argonauts of the Canadian Football League in 2010.

PLAYING AND PERSONAL: A standout at the University of Miami (Fla.) from 1999-2002, Dorsey is the winningest quarterback in school history with a 38-2 record as a starter and led the Hurricanes to the 2001 National Championship. He was inducted into the University of Miami Sports Hall of Fame in May 2013.

The two-time Heisman Trophy finalist (2001, 2002) set numerous school records and still ranks as the all-time leader with 9,565 passing yards and 86 touchdown passes, while his 668 completions and 1,153 pass attempts stand second. As a junior in 2001, Dorsey won the Maxwell Award – presented to the college football player of the year – when he passed for 2,652 yards and 23 touchdowns on 184-of-318 attempts to compile a passer rating of 146.1. He majored in business management and marketing.

HISTORY: Quarterback: Miami (Fla.) 1999-2002. Pro quarterback: San Francisco 49ers 2003-05, Cleveland Browns 2006-08, Toronto Argonauts (CFL) 2010. Pro scout: Carolina Panthers 2011-12. Pro coach: Joined Panthers in 2013.

ASSISTANT
COACHES

VETERANS

ROOKIES

2012 IN REVIEW

RECORDS

TEAM HISTORY

REFERENCE

PETE HOENER

TIGHT ENDS

BRADLEY
FIFTEENTH NFL SEASON / THIRD PANTHERS SEASON



COACHING: Pete Hoener is in his third season as tight ends coach, overseeing one of the most prominent positions in the Panthers offense.

Hoener coached Greg Olsen to one of the best seasons by a tight end in Panthers history in 2012 as Olsen set franchise records with 69 catches and 843 receiving yards, surpassing previous records set by Wesley Walls in 1999. Olsen also became the first Panthers tight end since Walls in 2000 to record a 100-yard receiving game with nine catches for 102 yards and two touchdowns vs. Denver (11/11/12). In addition, Hoener's group helped open running lanes for the Panthers to rank ninth in rushing offense at 130.5 yards per game.

In 2011, Hoener's first season with the Panthers, Carolina tight ends combined for 85 catches for 1,008 yards and nine touchdowns in the most productive season for the position since the departure of Walls a decade earlier. The unit also contributed to a running game that averaged 5.4 yards per carry and saw the Panthers become the first team in NFL history to feature three 700 yard rushers.

A veteran of 14 seasons as an NFL assistant, Hoener joined the Panthers after six seasons with the San Francisco 49ers from 2005-10. During his tenure with San Francisco, Hoener played an instrumental role in the development of tight ends Vernon Davis and Delanie Walker, both of whom were drafted by the 49ers in 2006. Hoener helped Davis become one of the most versatile and complete tight ends in the game as both a receiver and blocker, and he turned Walker, a wide receiver in college, into an explosive receiving threat.

In 2010, Davis ranked first on the 49ers with 56 receptions, 914 receiving yards and seven touchdowns to become the first tight end in franchise history to lead the team in receptions, receiving yards and touchdowns in consecutive seasons. Walker also experienced a productive campaign, recording career highs with 29 catches and 331 yards.

The previous year, Hoener tutored Davis to one of the most prolific seasons by a tight end in recent NFL history. Davis compiled 78 receptions for 965 yards and 13 touchdowns, an effort that resulted in being selected a Pro Bowl starter. Davis' 13 touchdowns tied the then NFL single-season record for the most touchdowns by a tight end and equaled the most touchdown catches in the NFL, making him the first tight end in the Super Bowl era to lead or tie for the League lead in receiving touchdowns.


Hoener joined the 49ers from the Chicago Bears, where he oversaw the offensive line in 2004. His flexibility was on display, as the Bears employed seven different starting combinations among the front five. Under Hoener's guidance, center Olin Kreutz earned Pro Bowl honors.

Prior to the Bears, Hoener spent three seasons with the Arizona Cardinals, serving as the offensive line coach in 2003 and tight ends coach from 2001-02. It marked his second stint with the Cardinals after entering the NFL coaching ranks as the team's tight ends coach from 1985-86 when the franchise was in St. Louis.

Along with his NFL experience, Hoener coached 24 years on the college level as an offensive line coach and offensive coordinator.

PLAYING AND PERSONAL: Hoener played tight end and defensive end at Bradley and earned a degree in physical education. Hoener and his wife, Marianne, have three daughters: Jennifer, Kathleen and Lisa. Last name is pronounced Hay-ner.

HISTORY: Tight end/defensive end: Bradley 1969-70. College coach: Missouri 1975-76, Illinois State 1977, Indiana State 1978-84, Illinois 1987-88, Purdue 1989-91, Texas Christian 1992-97, Iowa State 1998-99, Texas A&M 2000. Pro coach: St. Louis/Arizona Cardinals 1985-86, 2001-03, Chicago Bears 2004, San Francisco 49ers 2005-10, Joined Panthers in 2011.



AL HOLCOMB

LINEBACKERS

WEST VIRGINIA
FIFTH NFL SEASON / FIRST PANTHERS SEASON

COACHING: Al Holcomb combines youth and experience teaching the Panthers' young and experienced group of linebackers, featuring the 2012 NFL Defensive Rookie of the Year in Luke Kuechly and the franchise's second-leading tackler in Jon Beason.

Armed with four years of NFL coaching experience and 14 on the college level, Holcomb comes to Carolina after four seasons with the New York Giants, serving as a defensive assistant from 2011-12 and defensive quality control coach from 2009-10. The Giants ranked in the top seven in the League in total defense in two of Holcomb's four years and capped his first season as a defensive assistant with a victory in Super Bowl XLVI.

He also gained professional coaching experience by participating in the NFL's Minority Internship Program with the New York Jets during mini-camp and training camp in 2007.

Prior to joining the Giants, Holcomb oversaw the defensive line at Lafayette from 2006-08. Under Holcomb's tutelage, five different defensive linemen claimed All-Patriot League honors. During his final season in 2008, the Leopards led the conference in several defensive categories, including total defense and scoring defense. In his first season in 2006, Holcomb contributed to a unit that finished first in the NCAA FCS in total defense, fourth in rushing defense and eighth in scoring defense.

From 2004-05, Holcomb coached at Kutztown University, where he was the defensive coordinator and defensive backs coach in addition to being the interim head coach in the winter of 2005. He previously spent six years from 1998-2003 at Bloomsburg University as linebackers coach and special teams coordinator.

Holcomb worked as linebackers coach, assistant track coach and physical education instructor at Colby College in 1997. He started his coaching career as a graduate assistant at Temple from 1995-96, helping with linebackers.

PLAYING AND PERSONAL: A 1993 graduate of West Virginia with a bachelor's degree in sport management, Holcomb earned a master's degree in athletic coaching education from the school in 1996. While pursuing his graduate degree, he coached linebackers at Morgantown (W.Va.) High School in 1994 and volunteered as an administrative assistant with the Mountaineers.

Holcomb is married to his wife Toni and the couple has a son, Alex.

HISTORY: College coach: Temple 1995-96, Colby College 1997, Bloomsburg 1998-2003, Kutztown 2004-05, Lafayette 2006-08. Pro coach: New York Giants 2009-12, joined Panthers in 2013.

ASSISTANT
COACHES

VETERANS


ROOKIES

2012 IN REVIEW

RECORDS

TEAM HISTORY

REFERENCE



JOE KENN

STRENGTH AND CONDITIONING

WAKE FOREST
THIRD NFL SEASON / THIRD PANTHERS SEASON

COACHING: Known simply as "House" to players, Joe Kenn's goal as the Panthers strength and conditioning coach is to protect and produce: protect the athletes' body armor and produce athletic-based results. He employs a holistic and integrated philosophy in his comprehensive training plan that utilizes strength training, explosive development, high intensity interval training and performance-based nutrition. It is a structured approach that enhances the players' physical attributes.

An accomplished strength and conditioning coach with nearly two decades of experience on the college level, Kenn came to the Panthers in 2011 from Big House Power Competitive Athletic Training, where he coached professional, college and high school athletes and teams from several sports.

Prior to that, he was the Director of Athlete Development at Louisville for two seasons from 2008-09, working specifically with the football program. In 2009, he was recognized as a master strength and conditioning coach by the Collegiate Strength and Conditioning Coaches Association. That same year, Cardinals center Eric Wood became Kenn's fourth first-round draft choice when the Buffalo Bills selected him 28th overall.


Kenn began his coaching career at Pine Crest Preparatory School in Fort Lauderdale, Fla., from 1989-90 before making his college coaching debut at his alma mater, Wake Forest, in January 1991 as the assistant strength coach. Later that year, he went to Boise State as a graduate assistant and remained there for eight years. Elevated to the Broncos' strength and conditioning coach in 1994, Kenn was named the National Strength and Conditioning Association (NSCA) Big West Conference Strength and Conditioning Coach of the Year in 1998.

He then moved to Utah as the director of strength and conditioning for two years from 1999-2000. While with the Utes, Kenn supervised future Carolina Panthers wide receiver Steve Smith and tackle Jordan Gross and former NFL standout running back Mike Anderson. He also received accolades as the NSCA Mountain West Conference Strength and Conditioning Coach of the Year in 2000.

Next, Kenn spent seven years at Arizona State from 2001-07, serving as the head strength and conditioning coach for football for two seasons before being promoted to head coach of sports performance in 2003 and overseeing all sports. During his tenure with the Sun Devils, he worked with future Baltimore Ravens linebacker Terrell Suggs. He captured the NSCA College Strength and Conditioning Professional of the Year award in 2002.

PLAYING AND PERSONAL: A two-year starter at guard for Wake Forest from 1987-88, Kenn earned the Bill George Award as the Demon Deacons' standout lineman as a junior and then garnered recognition as the school's weightlifter of the year and an All-American strength and conditioning athlete by the NSCA as a senior. He graduated with a bachelor's degree in health and sports science from Wake Forest in 1988, added his strength and conditioning specialist certification in 1990 and obtained his master's degree in curriculum and instruction from Boise State in 1993. Kenn and his wife, Angela, have two sons: Joseph and Peter.

HISTORY: Guard: Wake Forest 1987-88. College coach: Wake Forest 1991 (winter/spring), Boise State 1991-98, Utah 1999-2000, Arizona State 2001-07, Louisville 2008-09. Pro coach: Joined Panthers in 2011.



JOHN MATSKO

OFFENSIVE LINE

KENT STATE

TWENTY-SECOND NFL SEASON / THIRD PANTHERS SEASON

COACHING: In his second season as Panthers offensive line coach, John Matsko helped his unit overcome injuries and instability as the Panthers gained 5,771 net yards and produced 328 first downs, the second-highest marks in team history.

Matsko provided a steadying influence for a line that started eight different combinations and lost Pro Bowl center Ryan Kalil to injury after six games. The unit's blocking efforts helped the Panthers rank 13th in the NFL in total offense at 360.7 yards per game and ninth in rushing offense at 130.5 yards per game. Rookie guard Amini Silatolu, a second-round draft choice from Division II Midwestern State started 15 games and earned All-Rookie honors from *Pro Football Weekly*/Pro Football Writers of America.

In 2011, his first season with the Panthers, Matsko led a unit that helped Carolina total more than 100 yards rushing in a franchise record 14 consecutive games en route to totaling 2,408 yards on the ground, the third-highest total in team history. The Panthers set a team record with a 5.4 yards per carry average and became the first team in League history to feature three 700-yard rushers in DeAngelo Williams, Jonathan Stewart and Cam Newton. Under Matsko, Kalil was named to his third consecutive Pro Bowl, and first as a starter, and earned second-team All-Pro honors.

An accomplished offensive line coach for more than 20 NFL seasons, Matsko has coached nearly every style of offensive line along the way – from the prolific passing assault of the St. Louis Rams at the turn of the century to the efficient rushing attack of the Baltimore Ravens from 2008-10.

Leading a youthful group of offensive linemen, Matsko helped the Ravens rank in the top five in the NFL in rushing in two of his three seasons, finishing fourth in 2008 and fifth in 2009. He mentored tackle Michael Oher, who made the NFL's all-rookie team in 2009, and in 2008 the team permitted only 33 sacks, the second-fewest in team history, while featuring the League's youngest offensive line.

Prior to joining Baltimore, Matsko spent two seasons as the offensive line coach of the Kansas City Chiefs from 2006-07. Despite utilizing five different starting combinations due to injuries in 2006, the offensive line paved the way for the Chiefs to place ninth in the NFL in rushing and compile a team-record 11 100-yard rushing games. Under Matsko's guidance, guards Will Shields and Brian Waters earned Pro Bowl honors.

Nowhere was Matsko's versatility as an outstanding teacher in both the run and pass blocking aspects of offensive line play on display more than during his tenure with the St. Louis Rams from 1999-2005. With Matsko presiding over

the offensive line for one of the most dynamic offenses in NFL history, the Rams led the League in total offense for three consecutive years from 1999-2001, including a record 5,232 yards in 2000, and won Super Bowl XXXIV. He played an instrumental role in the development of two Pro Bowlers – tackle Orlando Pace and guard Adam Timmerman.

Matsko began his NFL coaching career as offensive line coach of the Phoenix Cardinals in 1992 and served in that capacity for two seasons. In 1993, the offensive front opened holes for the Cardinals to have their first 1,000-yard rusher since 1985. He then moved to New Orleans in 1994 and coached three seasons with the Saints. Under Matsko's tutelage, tackle Willie Roaf earned three Pro Bowl selections, and the Saints ranked seventh in the League for fewest sacks allowed in 1994 and 1995 and third in 1996.

Following his stint with New Orleans, Matsko assumed the same role from 1997-98 with the New York Giants, where they improved both their pass protection and run blocking. The Giants allowed 24 fewer sacks and jumped from 19th to seventh in the NFL in rushing in 1997 compared to 1996.

Before entering the NFL coaching ranks, Matsko spent 17 years on the college level. He worked as a graduate assistant at Miami (Ohio) from 1974-75 and returned as offensive line coach in 1977 after being the head coach at Danbury High School in Lakeside-Marblehead, Ohio, in 1976. Matsko served as offensive coordinator and offensive line coach at North Carolina from 1978-84 prior to stops for one year each as offensive line coach at Navy in 1985 and Arizona in 1986. He joined Southern California as offensive line coach in 1987 and was promoted to offensive coordinator in 1989 for his final three seasons with the Trojans.

PLAYING AND PERSONAL: Matsko played fullback at Kent State and lettered three years from 1970-72. He graduated with a bachelor's degree in business education in 1973 and later earned a master's degree in education from Miami (Ohio) in 1976. Matsko and his wife, Kim, have four children: two daughters, Marie and Liz, and two sons, John and Michael. Marie is married to Roque Jimenez and the couple has three children, Jackie, Lucas and Emily. Liz is married to Scott Munter and the couple has two children, Brooklyn and Zachary. Michael is engaged to Ariel Scoggins with a son Noah.

HISTORY: Fullback: Kent State 1970-72. College coach: Miami (Ohio) 1974-75, 1977, North Carolina 1978-84, Navy 1985, Arizona 1986, Southern California 1987-91. Pro coach: Phoenix Cardinals 1992-93, New Orleans Saints 1994-96, New York Giants 1997-98, St. Louis Rams 1999-2005, Kansas City Chiefs 2006-07, Baltimore Ravens 2008-10, Joined Panthers in 2011.

ASSISTANT
COACHES

VETERANS

ROOKIES

2012 IN REVIEW

RECORDS

TEAM HISTORY

REFERENCE



SAM MILLS III

ASSISTANT DEFENSIVE LINE

MONTCLAIR STATE
NINTH NFL SEASON / NINTH PANTHERS SEASON

COACHING: Sam Mills III is in his ninth season with the Panthers, and third as assistant defensive line coach. Working with defensive line coach Eric Washington last season, Mills tutored a line that featured defensive ends Charles Johnson and Greg Hardy, who became the first Panthers tandem to reach double-digit sacks since 2002.

Thirty-seven of the Panthers 39 sacks in 2012 came from the defensive line as Johnson led the team with 12.5, Hardy added 11 and defensive tackle Dwan Edwards contributed 6.5. The Panthers finished the season ranked ninth in the NFL in sacks per pass play at 6.6 percent and tallied six or more sacks in three games, including a franchise record tying seven sacks at Atlanta (9/30/12).

In 2011, Mills coached a line that accounted for 25.5 of the team's 31 sacks. Johnson narrowly missed his second consecutive double-digit sack season, leading the team with nine, and young players received valuable experience as three rookies started games at defensive tackle.

Prior to the 2011 season, Mills added assistant defensive line coach to his title along with serving as the Panthers defensive quality control coach, though he actually has been working with the defensive line since 2006.


In 2010, Mills helped Johnson become the fifth player in team history to produce 10 or more sacks in a season with 11.5. The previous year, he contributed to a rejuvenated Panthers defensive line that accounted for 24.5 of the team's 31 sacks.

After spending the 2005 season in a dual role as a strength and conditioning and defensive assistant, Mills was promoted to defensive quality control coach in 2006. As defensive quality control coach, Mills was responsible for breaking down vast amounts of information and analyzing opponents' statistical tendencies to assist in game-plan preparation and the production of the defensive playbook.

Mills is no stranger to the organization as his position on the coaching staff is the culmination of his path as a youth. His father, Sam, is the only Panthers player to have his number retired and is the only player inducted into the team's Hall of Honor. When his father played for the Panthers, Mills worked as a ball boy at training camp and later in the equipment room before joining the strength and conditioning program.

PLAYING AND PERSONAL: Mills followed in his father's footsteps by playing at Montclair (N.J.) State, where the elder Mills was an NCAA Division II All-American at line-backer. He started 20 games in two seasons at defensive back for the Red Hawks and totaled 71 tackles, two interceptions, 14 passes defended, three forced fumbles and one fumble recovery.

HISTORY: Defensive back: Monclair State 1997-1999. Pro coach: Joined Panthers in 2005.



RICKY PROEHL

WIDE RECEIVERS

WAKE FOREST
THIRD NFL SEASON / THIRD PANTHERS SEASON

COACHING: After 17 seasons as an NFL player, former wide receiver Ricky Proehl returns for his third season as a member of the Panthers coaching staff and first as wide receivers coach after serving as assistant wide receivers coach in 2012 and as an offensive consultant in 2011.

In 2012, Proehl helped wide receiver Steve Smith to his second consecutive 1,000-yard receiving season and seventh overall as Smith became the 27th player in NFL history to reach 11,000 career receiving yards. In addition, under Proehl's tutelage, third-year receiver Brandon LaFell continued to develop as he set career highs with 44 catches for 677 yards and four touchdowns despite missing two games.

Proehl began his coaching career with the Panthers as an offensive consultant in 2011, working primarily with wide receivers. Proehl helped mentor a receiving corps that was comprised of the veteran Smith and a host of young receivers. Smith earned his fifth Pro Bowl selection after finishing fifth in the NFL with 1,394 yards on 79 receptions with seven touchdowns while LaFell emerged as a starter by season's end, tallying 613 yards and three touchdowns.

Proehl finished his playing career with 669 receptions for 8,878 yards and 54 touchdowns. He appeared in 244 games with 110 starts for the Phoenix/Arizona Cardinals, Seattle Seahawks, Chicago Bears, Carolina Panthers and Indianapolis Colts. Proehl was a member of four Super Bowl teams, including championship teams with the Rams and Colts. He earned All-Rookie honors in 1990 and is a two-time Unsung Hero Award winner (2001, 2003). In three seasons with the Panthers, he registered 86 catches for 1,327 yards and eight touchdowns and participated on two playoff teams.

But Proehl's playing days were distinguished by far more than his statistical achievements. He earned a reputation as a sure-handed and clutch player, making dramatic plays at critical times.

In the 2003 season opener versus Jacksonville, his first game with Carolina, Proehl caught a 12-yard touchdown on fourth down with 16 seconds left to cap a come-from-behind win and propel the Panthers on their Super Bowl run. During the 1999 postseason, he snagged a one-handed, 30-yard touchdown reception with 4:44 to play that lifted St. Louis to a victory over Tampa Bay in the NFC Championship.

Noted for the example he set for young players with his hard work, savvy and veteran leadership, Proehl essentially began coaching while still playing. A student of the game and an excellent communicator, he mentored teammates like Isaac Bruce and Torry Holt in St. Louis and Steve Smith in Carolina.

Those experiences have helped Proehl in his role with the Panthers. Carolina has one of the NFL's youngest receiving corps and has drafted five wideouts over the last three seasons, all of whom have benefited from his knowledge and detail-oriented approach to the game.

PLAYING AND PERSONAL: Since retiring following the 2006 season, Proehl has owned and operated Proehlfic Park, a family sports complex and fitness center, in Greensboro, N.C. A standout wide receiver at Wake Forest from 1986-89 before being selected in the third round (58th overall) of the 1990 NFL Draft by the Cardinals, Proehl left the university as the holder of almost every major receiving record. He still ranks as the Demon Deacons' all-time leader with 2,949 receiving yards and 25 touchdown catches, and his 188 receptions stand second. Proehl led the team in receiving three consecutive seasons and finished first in the Atlantic Coast Conference with 65 catches for a then school-record 1,053 yards as a senior in 1989. Proehl majored in speech communications at Wake Forest. In recognition of his college and professional accomplishments, he was inducted into the North Carolina Sports Hall of Fame in May 2011. He and his wife, Kelly, have a daughter, Alexandria, and two sons, Austin and Blake.

HISTORY: Wide receiver: Wake Forest 1986-89. Pro wide receiver: Phoenix/Arizona Cardinals 1990-94, Seattle Seahawks 1995-96, Chicago Bears 1997, St. Louis Rams 1998-2002, Carolina Panthers 2003-05, Indianapolis Colts 2006. Pro coach: Joined Panthers in 2011.

ASSISTANT
COACHES

VETERANS

ROOKIES

2012 IN REVIEW

RECORDS

TEAM HISTORY

REFERENCE



JIM SKIPPER

RUNNING BACKS

WHITTIER COLLEGE
TWENTY-SEVENTH NFL / TENTH PANTHERS SEASON

COACHING: Jim Skipper returns to Carolina after working as the running backs coach for the Tennessee Titans from 2011-12. In each of Skipper's two years with the Titans, running back Chris Johnson surpassed 1,000 yards on the ground, giving Skipper eight different 1,000-yard rushers in 26 seasons as an NFL coach.

Skipper previously served as the Panthers' running backs coach from 2002-10 in addition to being assistant head coach for the final five years. During Skipper's tenure, Carolina's running game thrived despite using 10 different starting halfbacks as he consistently coaxed the best out of his runners. Three players (Stephen Davis, Jonathan Stewart and DeAngelo Williams) reached the 1,000-yard rushing mark, and eight (Dee Brown, Davis, DeShaun Foster, Nick Goings, Mike Goodson, Lamar Smith, Stewart and Williams) produced at least one 100-yard rushing game.

In 2009, Stewart and Williams became the first set of teammates in NFL history to each rush for more than 1,100 yards in the same season as the Panthers set a franchise record and finished third in the NFL with 2,498 yards. Stewart led the way with 1,133 yards, the third-highest total in team history, while Williams became the first player in team history to record consecutive 1,000-yard seasons and earned his first Pro Bowl selection after compiling 1,117 yards.

A year earlier, Williams set team records with 1,515 rushing yards and 18 rushing touchdowns, and Stewart established team rookie marks with 836 yards and 10 touchdowns (since broken) to propel Carolina to a ranking of third in the NFL with 2,437 rushing yards. Along the way, they became the first Panthers to both gain 100 yards in the same game, accomplishing the feat versus Detroit and versus Tampa Bay en route to a team single-game record 299-yard performance.

However, Skipper's best effort may have come in 2004 when Carolina started four different halfbacks because of injuries. Over the last eight games, Goings, a former undrafted rookie free agent, recorded five 100-yard outings. That came after a 2003 season in which Skipper helped the Panthers to 2,091 rushing yards and an appearance in Super Bowl XXXVIII, while Davis earned Pro Bowl honors with 1,444 yards, the second most in team history.

Skipper originally came to Carolina after spending four years with the New York Giants from 1997-2000 and 2001 as head coach of the XFL's San Francisco Demons. In his first season with New York, the Giants finished seventh in the NFL in rushing with an average of 124.3 yards per game. The next year, Gary Brown ground out 1,063 yards, and Tiki Barber followed with 1,006 yards in 2000.


He began his NFL coaching career as running backs coach with the New Orleans Saints in 1986 and served in that capacity through 1995. During his 10 years with New Orleans, Skipper coached two Pro Bowlers, Rueben Mayes and Dalton Hilliard. Mayes' 1,353 yards in 1986 and Hilliard's 1,262 in 1989 still stand among the top five totals in Saints history.

In 1996, Skipper moved to Arizona and coached one season with the Cardinals. Under his direction, fullback Larry Centers rushed for 425 yards and led all NFL running backs with 99 receptions for 766 yards to earn Pro Bowl honors.

Skipper entered coaching as the defensive backs coach at Cal Poly-Pomona in 1974 before joining San Jose State in 1977. He switched to offense as running backs coach at Pacific in 1979 and then coached at Oregon from 1980-82. Skipper made his foray into the professional coaching ranks with the USFL's Philadelphia/Baltimore Stars from 1983-85.

PLAYING AND PERSONAL: A graduate of Whittier College, Skipper played defensive back and also served as a kick and punt returner for the Poets. Born in Breaux Bridge, La., he grew up in Brawley, Calif.

HISTORY: Defensive back Whittier College 1971-72. College coach: Cal Poly-Pomona 1974-76, San Jose State 1977-78, Pacific 1979, Oregon 1980-82. Pro coach: Philadelphia/Baltimore Stars (USFL) 1983-85, New Orleans Saints 1986-95, Arizona Cardinals 1996, New York Giants 1997-2000, San Francisco Demons (XFL) 2001 (head coach), Carolina Panthers 2002-10, Tennessee Titans 2011-12, rejoined Panthers in 2013.



LANCE TAYLOR

ASSISTANT WIDE RECEIVERS

ALABAMA

FOURTH NFL SEASON / FIRST PANTHERS SEASON

COACHING: Lance Taylor joins the Panthers as assistant wide receivers coach after three seasons with the New York Jets.

In 2012, Taylor served as the Jets' assistant tight ends coach/quality control after previously working as offensive quality control coach (2011) and a coaching intern (2010). Taylor came to the Jets after one season as wide receivers coach at Appalachian State, helping the Mountaineers set school records with 284 receptions and 3,621 receiving yards in 2009. The Mountaineers finished 11-3, won the Southern Conference title and earned a NCAA Division I Football Championship playoff appearance, advancing to the national semifinals.

Taylor began his coaching career as a graduate assistant under Nick Saban at his alma mater, the University of Alabama, from 2007-08.

PLAYING AND PERSONAL: Taylor played collegiately at the University of Alabama from 1999-2003, beginning his career as a walk-on before playing in 38 consecutive games for the Crimson Tide and being named special teams captain as a senior in 2003. Taylor went on to play professionally for the Colorado Crush and Columbus Destroyers of the Arena Football League and Green Bay Blizzard and Louisville Fire of af2 from 2004-06.

A native of Mount Vernon, Ala., Taylor graduated from Alabama in 2003 with a degree in business management. He is married to the former Jamie Ravenna. Taylor's father, James, won a National Championship at Alabama as a sophomore running back in 1973 for legendary coach Paul "Bear" Bryant.

HISTORY: Wide receiver: Alabama 1999-03. Pro wide receiver/defensive back: Colorado Crush (AFL) 2004, Columbus Destroyers (AFL) 2005, Green Bay Blizzard (af2) 2005, Louisville Fire (af2) 2006. College coach: Alabama 2007-08, Appalachian State 2009. Pro coach: New York Jets 2010-12, Joined Panthers in 2013.

ASSISTANT
COACHES

VETERANS

ROOKIES

2012 IN REVIEW

RECORDS

TEAM HISTORY

REFERENCE



ERIC WASHINGTON

DEFENSIVE LINE

GRAMBLING STATE
SIXTH NFL SEASON / THIRD PANTHERS SEASON

COACHING: In his third season as the Panthers defensive line coach, Eric Washington has brought a blend of youthful energy and abundant experience as a coach on the pro and college levels to the Panthers and his players have responded.

In 2012, Washington's defensive line helped the Panthers rank 10th in the NFL in total defense as 37 of the team's 39 sacks came from the defensive line. As a team, Carolina's 39 sacks ranked ninth in the NFL and were the team's most since 2006. The Panthers recorded six or more sacks in three games, including a franchise record-tying seven at Atlanta (9/30/12).

Under Washington's tutelage, ends Charles Johnson and Greg Hardy became the first pair of Panthers with double-digit sacks since 2002. Johnson led the team with 12.5 sacks, good for sixth in the NFL, in addition to seven forced fumbles, the second-highest mark in the League. Hardy produced 11 sacks, bettering the seven sacks he had in his first two seasons in the NFL combined (2010-11). In addition, defensive tackle Dwan Edwards provided push from the inside, tallying a career-high six sacks after producing 5.5 sacks combined in his previous eight seasons in the NFL.

In 2011, his first season in Carolina, Washington was charged with mentoring a young defensive line group that started three different rookies at defensive tackle. The unit, led by Johnson, responded to Washington, producing 25.5 of the team's 31 sacks. Johnson led the team with nine sacks before his season was cut short by a back injury while second-year player Hardy, finished tied for second with four sacks.

Washington joined the Panthers after spending 2008-10 with the Chicago Bears. Elevated to defensive line coach in 2010, Washington presided over a group that accounted for 25 of the team's 34 sacks and helped the Bears rank ninth in the NFL in total defense, second in rushing defense and fourth in scoring defense. Along the defensive line, he coached Pro Bowler Julius Peppers and end Israel Idonije, who tied for the team lead with eight sacks each.

Prior to being promoted to defensive line coach, Washington worked for two seasons as Chicago's defensive assistant/assistant defensive line coach. He gained his first professional coaching experience by twice participating in the NFL's Minority Internship Program, assisting with the Bears defensive line during training camp in 2005 and aiding the Atlanta Falcons linebackers during training camp in 2004.

From 2004-07, Washington served as the defensive line coach at Northwestern. With the Wildcats, he developed several pro prospects. End Luis Castillo was selected in the first round by the San Diego Chargers in 2005, and tackle Barry Cofield was chosen in the fourth round by the New York Giants in 2006. Washington also tutored end Corey Wootton, who garnered honorable mention All-Big Ten recognition as a freshman and was drafted in the fourth round by the Bears in 2010.

Before his arrival at Northwestern, Washington oversaw the defensive line and kickoff coverage team at Ohio for three seasons from 2001-03. He began his college coaching career at Texas A&M as a graduate assistant in 1997.

PLAYING AND PERSONAL: Washington played at Grambling State University from 1989-90 for legendary head coach Eddie Robinson and earned a Bachelor of Science Degree from Grambling in 1993. Commissioned as a Naval Reserve Officer in 1998, Washington was assigned to the Naval Academy Preparatory School in Newport, R.I., where he served as the defensive coordinator of the football team for three years. Washington and his wife, Amy, have a son, Ellis.

HISTORY: Tight end: Grambling State 1989-90. College coach: Texas A&M 1997, Ohio 2001-03, Northwestern 2004-07. Pro coach: Chicago Bears 2008-10, Joined Panthers in 2011.



STEVE WILKS

SECONDARY / PASS DEFENSE COORDINATOR

APPALACHIAN STATE
EIGHTH NFL SEASON / SECOND PANTHERS SEASON

Coaching: Steve Wilks is in his second season as the Panthers' secondary coach and pass defense coordinator after an inaugural campaign in which he helped the team improve from 24th in passing defense in 2011 to 13th in 2012. Despite dealing with injuries throughout the year, Wilks' secondary tied a team record with three interception returns for touchdowns and Carolina finished the season ranked 10th in the NFL in total defense, its highest finish since 2009.

Veteran safety Charles Godfrey led a secondary that received contributions from a number of young players as rookies D.J. Campbell and Josh Norman and second-year players Josh Thomas and James Dockery combined to start 22 games. The secondary helped the Panthers finish first in the NFL in average yards after catch and limit opponents to 38 pass plays of 20-or-more yards, tied for third-fewest in the League.

Wilks, a Charlotte native, brought nearly 20 years of college and pro coaching experience to the Panthers and rejoined head coach Ron Rivera, whom he previously worked with in San Diego and Chicago.

Prior to joining the Panthers, Wilks oversaw the San Diego Chargers' secondary from 2009-11. He was promoted to assistant head coach/secondary in 2011 from secondary coach. The Chargers' pass defense vastly improved under Wilks' guidance. Prior to his arrival, San Diego ranked 31st in the NFL against the pass but jumped to 11th in 2009, first in 2010 and 13th in 2011.

Wilks and Rivera formed a formidable duo in 2010 when Rivera served as defensive coordinator and the Chargers led the NFL in total defense and pass defense. San Diego limited opponents to a 76.2 passer rating, the fourth lowest in the league, and allowed 18 touchdown passes, the fifth fewest in the NFL.

He came to San Diego following three seasons as defensive backs coach for the Chicago Bears. One of Wilks' strengths while with the Bears was his emphasis on creating turnovers.

From 2006-08, cornerbacks and safeties accounted for 42 of the team's 62 interceptions, including 16 in 2006 when Chicago — with Rivera as defensive coordinator — led the NFL with 44 takeaways, won the NFC Champion-

ship and advanced to Super Bowl XLI. The Bears' defensive backs also forced 20 fumbles during Wilks' tenure, the most in the NFL in that span.

Before joining the Bears, Wilks coached 11 seasons on the college level, honing his craft as a defensive backs coach, defensive coordinator and head coach. He went to Washington as defensive backs coach in 2005 from Notre Dame, where he helped the Irish earn a bowl bid in his only season there in 2004.

Previously, Wilks was the defensive backs coach at Bowling Green State University in 2003, producing an All-American cornerback, and was co-defensive coordinator at East Tennessee State in 2002 for a unit that featured three defensive backs who earned All-Southern Conference honors. He also had one-year stints as the defensive backs coach at Appalachian State in 2001 and Illinois State in 2000.

Wilks spent 1999 as the head coach at Savannah State, guiding the team to a 5-6 record, after serving as the team's defensive coordinator from 1997-98. In 1998, he earned Division II defensive coordinator of the year as the Tigers led the nation in total defense. Wilks began his coaching career as defensive coordinator at Johnson C. Smith in Charlotte in 1995.

PLAYING AND PERSONAL: A product of West Charlotte High School, Wilks played defensive back at Appalachian State from 1987-91 and finished his career with 103 tackles, four interceptions and four blocked kicks. He attended training camp with the Seattle Seahawks in 1992 and lined up at defensive back and wide receiver for the Charlotte Rage of the Arena Football League in 1993.

Wilks and his wife, Marcia, have two daughters, Marissa and Melanni, and a son, Steven. He graduated from Appalachian State with a degree in communications.

HISTORY: Defensive back: Appalachian State 1987-91. Pro defensive back/wide receiver: Charlotte Rage (AFL) 1993. College coach: Johnson C. Smith 1995-96, Savannah State 1997-99 (head coach 1999), Illinois State 2000, Appalachian State 2001, East Tennessee State 2002, Bowling Green State University 2003, Notre Dame 2004, Washington 2005. Pro coach: Chicago Bears 2006-08, San Diego Chargers 2009-11, Joined Panthers in 2012.

ASSISTANT
COACHES

VETERANS

ROOKIES

2012 IN REVIEW

RECORDS

TEAM HISTORY

REFERENCE

DAVE GETTLEMAN

GENERAL MANAGER

SPRINGFIELD COLLEGE
BORN FEBRUARY 21, 1951
TWENTY-EIGHTH NFL SEASON / FIRST PANTHERS SEASON



Just when it looked like Dave Gettleman might never get the chance that his career body of work deserved, opportunity knocked with the Carolina Panthers when he was named the team's general manager January 9, 2013.

And the long-time NFL personnel man hit the ground running.

Coming into a salary-cap challenged situation, Gettleman worked hard and creatively to keep the core of the Panthers roster together when many thought that was not possible.

Then facing a draft without the benefit of a season of seeing the college prospects first-hand, he engineered a draft that has been well-received despite being limited to just five choices.

If Gettleman has approached his new position like a thirsty man who at last found water, it is understandable. After applying his trade for nearly 30 years in the NFL, the long-time scout is now getting his chance to direct a team's program.

He brings experience and knowledge from winning organizations, a fact that was not lost on Panthers Owner/Founder Jerry Richardson.

"I was very impressed with Dave's experience and think he will be a very good fit for our organization," said Richardson upon selecting Gettleman. "He has an extensive background in personnel and comes from an organization in the New York Giants that I hold in high regard and he played an instrumental role in their success."

"I am honored and thrilled to have the opportunity to work in the Panthers organization," said Gettleman in January. "It is similar to the Giants organization in which I have had the privilege of working the last 15 years and has a lot of pieces in place for success."

In a few short months, Gettleman has also become one of the most important of pieces in the organization as he has impressed onlookers with his ability to maneuver through the intricacies of the salary cap while deepening the talent on the Carolina roster.

In the five years prior to coming to Carolina, he saw firsthand what a solid salary cap structure and a deep roster could do as the Giants won two Super Bowl titles. In both of those championships, Gettleman had the critical role of overseeing the addition of veteran talent as the team's Pro Personnel Director. After the second Super Bowl title in 2011, he became the team's Senior Pro Personnel Analyst, ending a run of 13 years as the Director of Pro Personnel.

However, his association with winning did not just start with the Giants.

Overall, Gettleman has been a part of six Super Bowl teams, including three winners. He was with Buffalo in 1990 and 1991, Denver in 1997 and the Giants in 2000, 2007 and 2011. The Broncos and the 2007 and 2011 Giants both won the championship. Gettleman has been associated with 13 playoff teams in his NFL career.

Self-described and by those who know him best as a 'grinder,' Gettleman paid his dues as a college scout, crisscrossing the country in search of young talent for 11 years before becoming the Giants Director of Pro Personnel in 1999. In that position he played a critical role in supplementing the team's drafted talent with veterans who could mean the difference between winning and losing.

Both of the New York championship teams were peppered with players acquired through the pro personnel department, including eight starters in both 2007 and 2011, plus the kicker and punter, as well as a number of key situational players.

His career in the National Football League began in 1986 as a scouting department intern for the Buffalo Bills. He became a full-time scout for Buffalo after the 1987 draft. Following a year as an area scout, Gettleman was assigned as the Bills' representative to the BLESTO scouting combine and continued in that capacity through the 1992 draft as the Northeast area scout.

From June 1992 through December 1993, Gettleman worked as a regional scout for BLESTO, concentrating in the East and Midwest regions. In January 1994, Gettleman joined the scouting department of the Broncos, for whom he spent more than four years scouting the East and Southeast.

It was as a member of the Broncos that he tasted his first Super Bowl championship in 1997 after near misses with the Bills in 1990 and 1991.

He began his football career as a teacher-coach at Spackenkill High School in Poughkeepsie, N.Y. As the head coach (1973-1978, 1980-1981), he led his teams to a pair of league titles. He spent a season as a volunteer assistant at Cal State Long Beach (1979). Gettleman joined the faculty of Kingston High School in 1982 and became the head coach in 1984, when he led his team to a Section I Bowl Berth.

Born in Boston, Gettleman earned a bachelor's degree from Springfield (Mass.) College in 1972. He was an offensive tackle on the freshman football team. Gettleman has two master's degrees: one in physical education from Southern Connecticut State (1978) and another in sports administration from St. Thomas University (1986) in Miami.

Gettleman and his wife, Joanne, have three children: Aaron, Sam, and Ana Jane.



DON GREGORY

DIRECTOR OF COLLEGE SCOUTING

WHITWORTH COLLEGE
BORN JANUARY 15, 1956
SEVENTEENTH NFL SEASON / SEVENTH PANTHERS SEASON

Don Gregory was named Director of College Scouting for the Panthers during the summer of 2006 and his impact is visible throughout the Carolina lineup, but nowhere more than at the heart of the offensive and defensive units where quarterback Cam Newton and linebacker Luke Kuechly have earned back-to-back NFL Rookie-of-the-Year Awards.

Newton was named the League's Offensive Rookie-of-the-Year in 2011 after breaking Peyton Manning's first-year passing records and Kuechly, the ninth selection in the 2012 Draft, was named the NFL Defensive Rookie-of-the-Year after helping the Panthers move from 28th to 10th in total yardage in 2012.

It is only the fourth time in League history that a team has selected Offensive and Defensive Rookies-of-the-Year in back-to-back seasons and only the second time it has happened in the last 40 seasons.

This year, Gregory again played a most instrumental role in the draft for the Panthers upon the arrival of new general manager Dave Gettleman, who assumed responsibilities in January.

His success is no surprise, for Gregory is so diligent in his quest to uncover the best talent that he chooses to live in Dallas, where accessibility to the country's colleges is seldom more than a two-hour flight away.

Each fall and spring he sees approximately 300 players, stretching from coast-to-coast in a routine reminiscent of Groundhog Day. It's a schedule that has taken him to Nevada, Oregon, Washington, Alabama, South Carolina, Louisiana, Florida, Texas and California in a 10-day period. However, searching the country for talent is not something that is new to Gregory, who chose scouting over coaching following a successful college playing career.

"I made that choice largely because of a scout named Gene Bates, who had scouted me when I was in college and became my mentor," says Gregory. "I went into high school coaching for eight years after playing, and Gene was instrumental in my transition into scouting as well as my development there."

Starting with a personnel position with the Edmonton Eskimos of the Canadian Football League, Gregory began his climb up the pro ladder. He worked with the Eskimos from 1986-1990 before going to the World League of American Football to scout the northwest for the San Antonio Riders in 1990 and 1991. Gregory returned to Edmonton in 1992 and remained there until moving to the Winnipeg Blue Bombers of the CFL for two years.

Gregory moved to the National Football League in 1995 as a scout with the San Diego Chargers and remained with the team until 1999.

In 2001, a move to the Las Vegas Outlaws of the XFL as Director of Player Personnel took Gregory out of the NFL, but he soon returned as a member of the Kansas City Chiefs scouting department. With the Chiefs, he served as a national scout in the south and southeast for five years.

Familiar with his work ethic and dedication to his profession, former general manager Marty Hurney tabbed Gregory seven years ago to become the Panthers director of college scouting. However, Gregory chose to keep his home in Dallas rather than move to Charlotte.

"I guess I've made my name in this business by being a grinder and that involves a lot of travel," explains Gregory. "I try to set an example by being on the road myself, and it helps you understand the issues scouts experience. Dallas is pretty centrally located in the middle of the country, so I can go east or west and be pretty much anywhere within a few hours."

A native of Pearl City, Hawaii, Don moved to Great Falls, Montana in the sixth grade and played college football at Wenatchee Valley College in 1974 and 1975 before transferring in 1976 to Portland State, where he played in the "run and shoot" offense of coach Mouse Davis and quarterback June Jones. Gregory finished his college career at Whitworth College, where he received a bachelor's of science degree in 1979. He then coached high school football in Washington before joining the Eskimos.



MARK KONCZ

DIRECTOR OF PRO SCOUTING

KANSAS

BORN DECEMBER 14, 1966

NINETEENTH NFL SEASON / NINETEENTH PANTHERS SEASON

Mark Koncz is an integral part of the Panthers football operations as Director of Pro Scouting, annually providing a steady stream of veteran talent to the team's roster. The ability of Koncz to discover available talent has paid dividends year after year, whether as an offseason acquisition or an in-season waiver wire pickup.

Now, with the arrival of general manager Dave Gettleman, who brings a pro personnel background from the New York Giants, the importance of his role and department will only increase.

Over the last two seasons, the Panthers have placed more than 30 players on injured reserve, leaving Koncz and his staff with the challenge of finding capable replacements. That the Panthers have been able to finish strong in both of those seasons is a testament to their ability. While winning five of the last six games a year ago, the Panthers started Josh Thomas (waivers) and James Dockery (free agent) at cornerbacks.

The long list of veteran talent mined by Koncz includes Jeremy Shockey, Stephen Davis, Ricky Proehl, Mark Fields, Brandon Short, Rodney Peete, Brentson Buckner, Terry Cousin, Marlon McCree, Al Wallace, Mike Wahle and Chris Harris. Free agent signee Jake Delhomme became the winningest quarterback in team history.

The Pro Personnel Department also stepped forward in 2004 when Carolina reached midseason with 14 players on injured reserve, leaving a challenge of finding replacements. Several of those late arrivals played instrumental roles in the team's second-half rally and reinforced Koncz's reputation for finding talent in a variety of ways.


Year after year, his recommendations have turned out to be blue chips. In 2003 it was a trio of veteran free agent finds — Davis, who set a club rushing record with 1,444 yards, Delhomme and Proehl, the big play wide receiver — who helped propel the Panthers to the NFC Championship and Super Bowl.

Sorting through the free agent pool to find the right fit for the Panthers is nothing new for Koncz. In 2002, five free agent finds proved vital for Carolina. Peete started at quarterback for all seven victories, Lamar Smith was the team's leading rusher, Fields led the team in tackles, Cousin was a starting cornerback and Wallace provided invaluable depth at defensive end.

The work of Koncz and his staff also resulted in the signing of guard Kevin Donnalley and Buckner at defensive tackle, both starters on the 2003 Super Bowl team. The pro personnel department is constantly evaluating NFL rosters in preparation for a need, and their time has been well spent. Whether waiver acquisitions such as Rod Smart or former starter Reggie Howard, high profile free agents such as Davis or unknown talents such as Delhomme, it is Koncz's job to be ready to fill a need. When an injury creates that need at a moment's notice, the pro personnel department must be ready to respond with recommendations.

Koncz has been scouring for hidden gems since 1998 when he joined the scouting department. He was named the Panthers director of pro scouting after working as the Panthers manager of football operations. In addition to his work of player evaluations throughout the NFL, he coordinates the advance scouting of opponents.

Koncz is a 1990 graduate of the University of Kansas, where he was a three-year letterman and three-year starter for the Jayhawks, serving as team captain his senior season. He earned a master's degree in sports administration from Ohio University in 1993 and joined the Panthers in July 1994, starting in the ticketing department. A native of Chicago, Ill., Koncz is a graduate of Barrington High School. He and his wife, Yvette, live in Fort Mill, S.C., and have a daughter, Milena, and a son, Nolan.



MATT ALLEN

PRO SCOUT

ELON

BORN OCTOBER 9, 1986

FOURTH NFL SEASON / FOURTH PANTHERS SEASON

Matt Allen makes the transition to pro scout in 2013 for the Carolina Panthers after spending three seasons (2010-12) as the team's combine scout. As Combine Scout, Allen covered all colleges in North Carolina, South Carolina and Virginia as the team's representative for National Football Scouting. He also was responsible for assisting college scouts of current prospects for the annual NFL Draft.

Allen began his career with the Panthers in 2000 helping the equipment manager with all facets of operation. Upon college graduation, he continued his work in the equipment department and began a transition into college scouting by accepting the assistant position.

Allen graduated from Elon University, where he earned a bachelor's degree in Leisure and Sports Management. In 2004, he graduated from Myers Park High School in Charlotte, N.C. Born October 9, 1986, Allen and his wife Martha live in Charlotte.



JEFF BEATHARD

COLLEGE SCOUT

SOUTHERN OREGON STATE

BORN JUNE 9, 1964

SEVENTEENTH NFL SEASON / SIXTH PANTHERS SEASON

Jeff Beathard joined the Panthers in 2008 as an area scout. Prior to joining the Panthers, Beathard was the Director of Player Personnel and running backs coach in 1991 for the Orlando Thunder of the World League of American Football, which was later known as NFL Europe. In 1992 he became the Director of Player Personnel and tight ends coach for the San Antonio Riders of the WLAF. Beathard began his NFL scouting career with the Los Angeles Rams in May 1992 through 1994. He moved to the San Diego Chargers scouting department from 1994-2002 and scouted for the Hamilton Tiger-Cats from 2003-05.

Beathard attended Towson State University from 1983-85, starting at running back as a sophomore and junior before transferring to Southern Oregon State College as a senior.

He was the 333rd overall and final pick by the Los Angeles Rams in the 1988 draft, becoming "Mr. Irrelevant," in a year when the selection process lasted 12 rounds. He spent a season with the CFL's Winnipeg Blue Bombers before beginning his career in football administration.

Beathard graduated from Oakton High School in Vienna, Va., where he played football, baseball and ran track. He was All-District, All-Region and All-State in football and played in the Virginia all-star game as a senior. Born June 9, 1964, Beathard has three children, Kylee, Jeffrey, Jr. and Jake, and lives in Catlett, Va.

PANTHERS
SCOUTING

VETERANS

ROOKIES

2012 IN REVIEW

RECORDS

TEAM HISTORY

REFERENCE



RYAN COWDEN

NATIONAL SCOUT / SENIOR COLLEGE SCOUT

WOFFORD COLLEGE
BORN APRIL 14, 1978
FOURTEENTH NFL SEASON / FOURTEENTH PANTHERS SEASON

Ryan Cowden was named National Scout/Senior College Scout in 2012. He has served as a national scout for the Panthers since 2008. He joined the Panthers in 2000 as a scouting assistant and in 2001 moved to area scout, where he was responsible for the southeast area from 2001-07.

Cowden was a standout strong safety at Wofford College in Spartanburg, S.C., home of the Carolina Panthers training camp. He received a bachelor's degree in finance in 2000.

Cowden graduated from Lebanon (Va.) High School, where he was All-District and All-Region at both quarterback and kick returner as a senior, as well as a member of the basketball and baseball teams. Cowden and his wife, Dana, have a son, Noah Dane, and a daughter, London Blair. They live in Simpsonville, S.C.



KHARY DARLINGTON

COLLEGE SCOUT

DELAWARE STATE
BORN FEBRUARY 12, 1979
ELEVENTH NFL SEASON / ELEVENTH PANTHERS SEASON

Khary Darlington joined the Panthers in 2003 as a scouting assistant and was elevated to area scout in 2005. Prior to joining the Panthers, he had a brief stint at Washington and Lee University as defensive backs coach.

Darlington played with former Panthers defensive tackle Kris Jenkins at the University of Maryland before transferring to Delaware State, where he was a two-year captain and played strong safety. Darlington received All-MEAC recognition, was on the Coca-Cola All-Defensive Academic Team and was an ADA Academic All-America. Graduating in the top-five percentile, he earned a bachelor's degree in public relations.

Darlington graduated from Dover (Del.) High School, where he was a two-time All-State defensive back and All-State running back. Born February 12, 1979, Darlington is single and lives in Las Vegas, Nev.



ROBERT HAINES

COLLEGE SCOUT

EAST CAROLINA
BORN FEBRUARY 13, 1973
TWELFTH NFL SEASON / TWELFTH PANTHERS SEASON

Robert Haines began his career with the Carolina Panthers in August 2002 helping in the video department. In 2005, he continued his work in the video department and began a transition into the College Scouting Assistant position. In August 2007, Haines accepted the Pro Scouting Assistant position, where he was responsible for grading free agents and assisting with the pro scouting advance. He was promoted in 2008 to the Panthers' Combine Scout and again in 2010 as the Northeast area scout.

Haines graduated from East Carolina University, where he earned a bachelor's degree in Communications with a concentration in Media Production. He graduated from Page High School in Greensboro, N.C. Born February 13, 1973, Haines and his wife, Marcie, have twins, Eli and Madelyn, and another son, Jacob. They live in Charlotte.



JEFF MORROW

NATIONAL SCOUT / SENIOR COLLEGE SCOUT

KENT STATE
BORN MARCH 5, 1958
NINETEENTH NFL SEASON / SIXTEENTH PANTHERS SEASON

Jeff Morrow joined the Panthers in 1998 as an area scout after three years with National Football Scouting and 14 years as a college coach. He was elevated to national scout in 2001 and earned the title of National Scout/Senior College Scout in 2012.

Morrow first coached at the University of Evansville from 1981-83 before moving to Tennessee from 1984-85 as a graduate assistant working with quarterbacks. He went to Morehead State (Ky.) from 1986-88, and served as offensive coordinator and quarterbacks/wide receivers coach prior to joining Louisville from 1989-94, and coaching receivers and kickers. He joined National Football Scouting in 1995.

A quarterback and punter at Kent State from 1979-80 after transferring from Inver Hills Community College, Morrow was born March 5, 1958, and is a graduate of Champaign (Ill.) Centennial High School. He and his wife, Julie, have a son, Jordan, and live in Louisville, Ky.

PANTHERS
SCOUTING

VETERANS

ROOKIES

2012 IN REVIEW

RECORDS

TEAM HISTORY

REFERENCE



JOHN PETERSON

COLLEGE SCOUT

EASTERN MICHIGAN
BORN SEPTEMBER 26, 1948
SEVENTEENTH NFL SEASON / SIXTH PANTHERS SEASON

John Peterson joined the Panthers scouting department in 2008, bringing more than 38 years of college and professional experience. Prior to coming to Carolina, Peterson served as an area scout for the Seattle Seahawks from 1997-2008.

He has worked in the Canadian Football League with the Ottawa Rough Riders (1989-91), and Toronto Argonauts (1994-96) as Director of Player Personnel, and with the San Antonio Riders of the World League as Vice President/General Manager from 1991-92. Peterson served as the head coach at Bemidji State from 1982-89 and was also athletic director from 1982-84. He was the head coach at Frostburg State from 1977-81 and served as an assistant

coach at Northern Illinois, Westminster College (Utah) and Holy Cross College.

Peterson attended Pioneer High School in Ann Arbor, Michigan and attended Northern Michigan and Eastern Michigan, where he played defensive end and tackle. He earned his B.S. in 1970 from Eastern Michigan, an M.A. from Michigan State in 1971, and a Ph.D. from the University of Utah in 1976.

He and his wife, Wendy, have six children and seven grandchildren. Peterson was selected as a 2009 co-recipient of the "Lone Star" Scout of the Year Award, named after long-time NFL scout C.O. Brocato, who was the first recipient of the award.



CLYDE POWERS


PRO SCOUT

OKLAHOMA
BORN AUGUST 19, 1951
THIRTY-SECOND NFL SEASON / FIRST PANTHERS SEASON

Clyde Powers joins the Panthers in 2013 as a pro scout after working 31 seasons with the Indianapolis Colts from 1980-2010, the final 16 seasons as director of pro player personnel.

Powers spent 27 seasons as a member of the Colts' personnel department after working for two seasons as an assistant coach for special assignments. He served from 1982-85 as a college scout before being named director of pro personnel in May 1985. He remained in that capacity until 1987. He also served in that capacity in 1993.

Powers joined the Colts after six years in the NFL as a defensive back with the New York Giants and Kansas City. He was a fifth-round draft pick of the Giants in 1974. He played four seasons with the Giants and briefly for the Chiefs in 1978. He spent the 1979 season on injured reserve with Kansas City. Powers lettered three years (1971-73) at Oklahoma and helped the Sooners to a 32-2-1 record while earning All-Big Eight honors at cornerback as a senior. He was born in Pascagoula, Miss.



MIKE SZABO

COLLEGE SCOUT

OHIO WESLEYAN
BORN JANUARY 26, 1975
FOURTEENTH NFL SEASON / TWELFTH PANTHERS SEASON

Mike Szabo joined the Panthers in May 2002 as a college scout. He spent the previous two years with the Washington Redskins, one as a college/pro scout and one as player personnel assistant, assisting with day-to-day department operations. Before his stint in Washington, Szabo served internships with the Philadelphia Eagles in 1996 and Jacksonville Jaguars in 1997.

Szabo graduated from Ohio Wesleyan University, where he was a four-year starter in lacrosse, winning North/South All-Star and All-League honors. His father, Steve Szabo, coached football on the collegiate and professional ranks for 40 years. Szabo and his wife Mandy live in Worthington, Ohio. They have a son, Jackson, and a daughter, Sloane.



DON WARREN

PRO SCOUT

SAN DIEGO STATE
BORN MAY 5, 1956
NINTH NFL SEASON / FOURTH PANTHERS SEASON

Don Warren joined the Panthers in 2010 as a pro scout. Prior to joining the Panthers, Warren spent 2005-09 as a pro scout for the Washington Redskins, assisting in the advance scouting of the Redskins opponents and evaluating talent in each professional league.

A fourth-round draft choice of Washington in 1979, Warren played his entire 14-year career (1979-92) at tight end for the Redskins. He saw action in 193 games, amassing 244

receptions for 2,536 yards and seven touchdowns. Warren played in four Super Bowls (XVII, XVIII, XXII, XXVI) under head coach Joe Gibbs, winning three. Warren was named to the Redskins 70 Greatest team in 2002.

Following his playing career, he worked as a football and baseball coach at Centreville High School in Virginia. He and his wife, Irene, have three sons: Blake, Brett, and Beau, and reside in Clifton, Va.



BRANDON BEANE

DIRECTOR OF FOOTBALL OPERATIONS

NORTH CAROLINA - WILMINGTON
BORN JULY 27, 1976
SIXTEENTH NFL SEASON / SIXTEENTH PANTHERS SEASON

Brandon Beane has been a part of the Panthers organization since 1998. He joined the franchise in the communications department and has steadily advanced in the football operations and personnel ranks.

Beane enters his sixth season as the Panthers Director of Football Operations, a role in which he assists General Manager Dave Gettleman in overseeing both the college scouting and pro personnel departments. He is also responsible for directing the equipment, video and team operations for the organization.

The Stanly County, N.C., native's day-to-day duties include assisting with the negotiation of player contracts, developing budgets for the football operations staff and coordinating training camp and team travel.

In 2012, Beane served as the Panthers interim general manager during the final 10 games of the season helping Carolina finish with a 6-4 record over that span. He has also had an increasing role in putting together the team's draft board over the past two seasons including this year's five-player draft class.

Beane is a graduate of UNC-Wilmington where he earned a degree in communication studies. He is an avid runner and has completed one marathon. Born July 27, 1976, Beane and his wife, Hayley, live in Fort Mill, S.C., with their two boys Tyson and Wesley.



ROB ROGERS

DIRECTOR OF TEAM ADMINISTRATION

HARVARD
BORN FEBRUARY 3, 1970
NINETEENTH NFL SEASON / NINETEENTH PANTHERS SEASON

Rob Rogers enters his sixth season as the Panthers Director of Team Administration. He is responsible for negotiating player contracts and the strategic planning and management of the Panthers player budgets. Rogers works closely with general manager Dave Gettleman on the development of overall player budget parameters, roster management, as well as the crafting of contract proposals, negotiation strategies, and salary cap management. In this role, Rogers performs extensive research and analysis of NFL player contracts and statistics throughout the National Football League and directly conducts the majority of contract negotiations with player representatives.

In the past 11 years Rogers has negotiated contracts for nine Panthers first-round draft choices, as well as numerous other drafted players and free agents. He has played an integral role in the Panthers concerted effort to re-sign their core players. Rogers also works with the

general manager on issues pertaining to the NFL Collective Bargaining Agreement. As the club liaison to the NFL Management Council, he ensures that the Panthers remain in compliance with all NFL personnel, contract, and labor-related issues. Rogers has been a member of the NFL Club Services Committee for 12 years, a group comprised of various front office executives from around the league tasked with providing guidance and feedback on technology integration initiatives to the development staff of the NFL Management Council.

Rogers joined the Panthers staff in 1995 working with the coaching staff in a role that was part quality control assistant and part in-house business analyst.

A 1993 graduate of Harvard University with a bachelor's degree in Government, Rogers played football and wrestled two years for the Crimson. He is an avid runner and has completed seven marathons. Rogers and his wife Clair live in Charlotte with their daughter Emma and son Brady.

PANTHERS STAFF



Dr. Tim Adamson
Team Neurosurgeon



Greg Almond
Equipment Assistant



Jennifer Almond
Stadium Operations
Administrative Assistant



Mike Anderson
Football Operations
Assistant



Dr. Robert Anderson
Team Orthopedist



Ryan Anderson
Communications Assistant



Scott Auker
Sports Marketing
Sales Executive



Robert Bailey
General Maintenance
Assistant



Alex Barraza
Maintenance Assistant



Jennifer Barrett
Ticket Manager



Jason Bastian
Entertainment Coordinator



Tina Becker
Director of Entertainment



John Berger
Director of Sponsor
Sales and Services



Biham Bidamon
Software Developer



Greg Brannon
Television and Digital
Media Executive Producer



Matthew Brinkley
Football IT Support
Manager



Kristen Buchanan
Hospitality and Events
Assistant



Kristopher Burkhart
Landscape Assistant



McKay Cameron
Luxury Suite &
Suite Club Assistant



Mark Carrier
Player Engagement
Director



Dr. Michael Catanese
Team Dentist



Imani Clenance
Account Manager



John Coleman
Security Officer



Dr. Pat Connor
Team Physician
and Orthopedist



Tom Cotterman
Mechanical Maintenance
Assistant

PANTHERS
STAFF

VETERANS

ROOKIES

2012 IN REVIEW

RECORDS

TEAM HISTORY

REFERENCE

PANTHERS STAFF

PANTHERS
STAFF

VETERANS

ROOKIES

2012 IN REVIEW

RECORDS

TEAM HISTORY

REFERENCE



Mike Craft
Senior Producer and
Video Content



Jon Credit
Director of Information
Technology



Bonnie Creighton
Guest Relations Assistant



Gary Cross
Security Supervisor



Mia Cunningham
Receptionist



Jarrid Danburg
Account Manager



Anthony Darr
Account Manager



Cynthia Davenport
Payroll Manager



Charlie Dayton
Director of Communications



Tom DeFelic
Sports Marketing
Sales Executive



Adam Deschenes
Sports Marketing
Sales Executive



Berkley Dickens
Broadcast Maintenance
Engineer



Steven Drummond
Assistant Director
of Communications



Mike Dudan
Controller



Ed Elowson
Operations Assistant



Lance Emory
Director of Security



Riley Fields
Director of
Community Relations



Laura Fox
Executive Assistant
to the Owner/Founder



Curtis Fuller
Administrative Assistant to
the Coaching Staff



Ronnie Garcia
Account Sales Executive



Bryce Garvey
Account Sales Executive



Matthew Getz
Facility Manager



Randy Goforth
Security Supervisor



Aaron Gray
Marketing & Panthers
Privileges Assistant



Dwayne Greene
Systems Administrator

PANTHERS STAFF



Jessica Gregory
Luxury Suites Coordinator




Larry Griffin
Director of
Human Resources



Ken Harrill
Mascot Coordinator



Christa Hayes
Software Developer



Max Henson
Staff Writer



Kristi Heppner
Accountant II



Chris Herbert
Video Assistant



Stephen Herbster
Television AVID Editor



Dr. Jim Herron
Team Dentist



Dr. Robert Heyer
Team Internist



LaShundra Hicks
Human Resources
Coordinator



Eamonn Higgins
IT Network Administrator



Mark Hobbs
Video Director



Kim Isenhour
Executive Assistant to the
Director of Stadium Operations



Jim Jones
Security Officer



Kevin King
Assistant Athletic Trainer



Joe LaBue
Ticket Sales Manager



David Langton
Radio Executive Producer



Dan LaTorraca
New Media Manager



Mike Lentz
Stadium Events Coordinator



Matt LePage
HVAC Technician



Jeff Long
Maintenance Assistant



Sanders MacDonald
Account Sales Executive



Mike Mahoney
Sports Marketing
Sales Executive



Tracy Marino
Executive Assistant
to the President

PANTHERS
STAFF

VETERANS

ROOKIES

2012 IN REVIEW

RECORDS

TEAM HISTORY

REFERENCE

PANTHERS STAFF

PANTHERS
STAFF



Amy Martin
Broadcast Coordinator



Andrew McCray
Security Supervisor



Joyce Melton
Executive Assistant
to the General Counsel



Jackie Miles
Equipment Manager



Toni Miller
Executive Assistant
to the General Manager

VETERANS



Kate Milstead
Entertainment Assistant



Mick Mixon
Radio Play-By-Play



Thomas Moea'i
Human Resources
Coordinator



David Monroe
Digital Media Coordinator



Eli Montague
Scouting Assistant

ROOKIES



Daniel Moose
Maintenance Assistant



Jeff Mueller
Video Assistant



Linda O'Hara
Executive Assistant
to the Head Coach



Dave Olsen
Chief Financial Officer



Scott Paul
Director of
Stadium Operations

2012 IN REVIEW



Ryan Petrus
Guest Relations
Coordinator



Dr. Jerry Petty
Team Neurosurgeon



Ken Polk
Accountant II



Bryan Porter
Football Operations
Manager



Erik Powell
Safety and Security
Coordinator

RECORDS



Gerard Reyes
Maintenance Supervisor



Dennis Riggs
Field Assistant



Kyle Ritchie
Director of PantherVision



Dana Robinson
Sponsor Events Manager



Jimmy Robinson
Security Officer

TEAM HISTORY

REFERENCE

PANTHERS STAFF



Russ Robinson
Account Sales Executive



Chuck Rossetot
Electrical Assistant



Chrystal Rowe
Marketing & Hospitality
Manager



David Roye
Security Officer



Dominick Russo
Preventative Maintenance
Supervisor



Stephen Sayrs
Field Assistant



Pat Scott
Security Officer



Mark Shermansky
Assitant Athletic Trainer



Creighton Sloan
Landscape Assistant



Bryan Strickland
Website/Staff Writer



Sarah Szabo
Community Relations
Assistant



Bryan Teague
Landscape Assistant



Richard Thigpen
General Counsel



Henry Thomas
Director of Broadcasting
and New Media



Ray Thomas
Security Officer



Adam Thompson
Plumber



Don Toner
Assistant Equipment
Manager



Jody Toth
Receptionist



Bobby Trimmel
Ticketing Coordinator



Seenu Tulluri
Software Developer



Dr. David Ugland
Team Ophthalmologist



Pete Vacho
Football and Military
Outreach Manager



Tom Vaughan
Head Groundskeeper



Ryan Vermillion
Head Athletic Trainer



Frank Waddell
Operations and Mailroom
Assistant

PANTHERS
STAFF

VETERANS

ROOKIES

2012 IN REVIEW

RECORDS

TEAM HISTORY

REFERENCE

PANTHERS STAFF



Shane Walden
Mechanical Maintenance
Supervisor



Adam White
Field Supervisor



Tyree White
Club Seat
Ticketing Assistant



Richelle Williams
Cheerleader Manager
& Choreographer



Brad Wilson
Maintenance Assistant



Ong Xiong
Electrical Assistant



Phil Youtsey
Director of Ticketing

VETERANS



VETERANS

JOE ADAMS

WIDE RECEIVER • ARKANSAS

SECOND NFL SEASON
SECOND PANTHERS SEASON



Ht: 5-11 Wt: 185 • Born: November 22, 1989 • NFL Games Played/Started: 9/0 • Acquired: D4b-12

PRO CAREER

• Played in nine games in 2012, leading Carolina with an 11.5-yard punt return average on 11 returns with a long of 21 yards.

• Made first career reception at Kansas City (12/2/12).

TRANSACTIONS: Selected in the fourth round (104th overall) of the NFL Draft by Carolina (4/28/12).

GP/GS: Career (9/0); 2012 (9/0).

2012: Selected in the fourth round (104th overall) of the NFL Draft by Carolina...Played in nine games and was inactive for seven games...Led the Panthers with an 11.5-yard punt return average on 11 returns with a long of 21 yards and 11 fair catches...Returned nine kickoffs for 208 yards with a long of 31 yards...Caught one pass for seven yards...Rushed three times for 13 yards...**At Tampa Bay (9/9):** Had a career-high three punt returns, including a career-long 21-yarder...**At Kansas City (12/2):** Made first career reception on a seven-yard screen pass...Gained five yards on a wide receiver reverse.

COLLEGE: Ended career at Arkansas ranked second in school history with 164 receptions for 2,410 yards 17 touchdowns...Compiled seven 100-yard receiving efforts... One of just three Razorbacks to have at least 50 catches

in a season more than once...Averaged 15.8 yards on 36 punt returns for 570 yards and five touchdowns...Average is second on Arkansas' all-time list and touchdowns are tied for third in Southeastern Conference (SEC) history... As a senior in 2011, earned Johnny Rodgers Award as the nation's top returner...Second-team All-American... SEC Special Teams Player of the Year...First-team All-SEC choice...Led the SEC and ranked second in the NCAA with 16.9-yard punt return average on 19 returns for 321 yards and a school-record four touchdowns, which tied the SEC single-season record...Paced the Razorbacks with 813 yards and tied for first with six touchdowns on 50 receptions as a junior in 2010...Ranked second in the SEC with a 15.6-yard punt return average on 16 returns for 249 yards and one touchdown...Set Arkansas record for the longest punt return with a 97-yard touchdown against Mississippi...As a sophomore in 2009, notched 29 catches for 568 yards and seven touchdowns, tying for the team lead...Grabbed 31 passes for 377 yards and one touchdown as a freshman in 2008.

PERSONAL: Attended Central Arkansas Christian HS in North Little Rock, Ark....Majored in criminal justice and sociology at Arkansas.

JOE ADAMS CAREER STATISTICS

Year	Team	GP	GS	RECEIVING					RUSHING				
				No	Yds	Avg	Lg	TD	No	Yds	Avg	Lg	TD
2012	Carolina	9	0	1	7	7.0	7	0	3	13	4.3	5	0
Totals		9	0	1	7	7.0	7	0	3	13	4.3	5	0

Year	Team	KICKOFF RETURNS					PUNT RETURNS				
		No	Yds	Avg	Lg	TD	No	Yds	Avg	Lg	TD
2012	Carolina	9	208	23.1	31	0	11	127	11.5	21	0
Totals		9	208	23.1	31	0	11	127	11.5	21	0

JOE ADAMS GAME-BY-GAME

2012 CAROLINA

				RECEIVING					RUSHING					PUNT RETURNS					KICKOFF RETURNS					Total	
Date	Opp	W/L	P/S	Rec	Yds	Avg	LG	TD	Rsh	Yds	Avg	LG	TD	PR	Yds	Avg	LG	TD	KOR	Yds	Avg	LG	TD	Yds	
09/09	@ TB	L	P	-	-	-	-	-	-	-	-	-	-	3	28	9.3	21	0	1	31	31.0	31	0	59	
09/16	NO	W	P	-	-	-	-	-	-	-	-	-	-	1	14	14.0	14	0	3	72	24.0	24	0	86	
09/20	NYG	L	P	-	-	-	-	-	-	-	-	-	-	1	0	0.0	0	0	5	105	21.0	28	0	105	
09/30	@ Atl	L							INACTIVE																
10/07	SEA	L							INACTIVE																
10/21	DAL	L							INACTIVE																
10/28	@ Chi	L							INACTIVE																
11/04	@ Was	W							INACTIVE																
11/11	DEN	L							INACTIVE																
11/18	TB	L	P	-	-	-	-	-	-	-	-	-	-	2	27	13.5	16	0	-	-	-	-	-	27	
11/26	@ Phi	W	P	-	-	-	-	-	-	-	-	-	-	-	-	-	-	-	-	-	-	-	-	-	
12/02	@ KC	L	P	1	7	7.0	7	0	1	5	5.0	5	0	1	12	12.0	12	0	-	-	-	-	-	24	
12/09	ATL	W	P	-	-	-	-	-	1	3	3.0	3	0	-	-	-	-	-	-	-	-	-	-	3	
12/16	@ SD	W	P	-	-	-	-	-	-	-	-	-	-	2	32	16.0	16	0	-	-	-	-	-	32	
12/23	OAK	W	P	-	-	-	-	-	1	5	5.0	5	0	1	14	14	14	0	-	-	-	-	-	19	
12/30	@ NO	W							INACTIVE - ANKLE																
TOTALS				9/0	1	7	7.0	7	0	3	13	4.3	5	0	11	127	11.5	21	0	9	208	23.1	31	0	355

ELCTRIFYING RETURN NEARLY NETS ADAMS ESPY AWARD

Panthers wide receiver and return man Joe Adams earned the Johnny Rodgers Award as the nation's top returner as a senior at Arkansas in 2011. His electrifying 60-yard punt return for a touchdown vs. Tennessee that season nearly brought him home more hardware.

Adams' return vs. the Volunteers (11/12/11) was a finalist for Best Play at the 2012 ESPYS, ESPN's annual sports awards show. On the return, Adams fielded the punt at his own 40-yard line and then ran toward the right sideline before retreating back to the 30-yard line. He appeared to be pinned in by a wall of Tennessee defenders but broke seven tackles before weaving his way through blockers past the 50-yard line, where he was able to take off down the right sideline untouched the rest of the way to the end zone.

Ultimately, Adams' play finished second in voting to University of Indiana basketball player Christian Watford's last second three-point shot that gave the Hoosiers a 73-72 upset win over No. 1 Kentucky.



MARIO ADDISON

DEFENSIVE END • TROY

THIRD NFL SEASON
SECOND PANTHERS SEASON



97

Ht: 6-3 Wt: 260 • Born: September 6, 1987 • NFL Games Played/Started: 18/1 • Acquired: FA-12

PRO CAREER

- Played in 12 games with one start in 2012 for Indianapolis, Washington and Carolina...Totaled four tackles, one sack, four quarterback pressures and one forced fumble to go along with nine tackles on special teams.
- Victimized Chargers quarterback Philip Rivers for first career sack and forced a fumble on the same play to cause a turnover at San Diego (12/16/12).
- Made first NFL start vs. Oakland (12/23/12).
- Played in seven games for Chicago and Indianapolis in 2011.

TRANSACTIONS: Signed as a free agent from Washington's practice squad by Carolina (12/4/12)...Signed to practice squad by Washington (11/30/12)...Waived by Washington (11/28/12)...Signed as a free agent from Indianapolis' practice squad by Washington (10/9/12)...Signed to practice squad by Indianapolis (10/3/12)...Waived by Indianapolis (10/1/12)...Claimed off waivers by Indianapolis (11/22/11)...Waived by Chicago (11/21/11)...Signed as an undrafted rookie free agent by Chicago (7/27/11).

GP/GS: Career (18/1); 2012 (12/1); 2011 (6/0).

2012: Played in 12 games with one start for Indianapolis, Washington and Carolina...Totaled four tackles, one sack, four quarterback pressures and one forced fumble to go along with nine tackles on special teams...Began the season with the Colts...Played in three games and tallied three special teams tackles before being waived and signed to the practice squad (10/3)...Remained there

for one game until being signed to the Redskins' active roster (10/9)...Played in five games and was inactive for one game prior to being waived (11/28) and joining the practice squad for one game...Accounted for two quarterback pressures and four special teams tackles...Signed to the Panthers' 53-man roster (12/4)...Played in four games with one start...Recorded four tackles, one sack, two quarterback pressures and one forced fumble...Contributed two special teams tackles...**At San Diego (12/16):** Victimized Chargers quarterback Philip Rivers for first career sack and forced a fumble on the same play to cause a turnover...**Vs. Oakland (12/23):** Made first NFL start, lining up at strongside linebacker.

COLLEGE: Played in 25 games with 12 starts at Troy following two years at Northeast Mississippi Community College...Totaled 69 tackles, 21 tackles for loss, 12.5 sacks, three forced fumbles and one fumble recovery...Started 12 games as a senior in 2010...Finished second on the team with 15 tackles for loss and 11 sacks...As a junior in 2009, collected 23 tackles, six tackles for loss and 1.5 sacks...Redshirted in 2008 after transferring to Troy from Northeast Mississippi Community College...As a sophomore in 2007, produced 60 tackles, 21.5 tackles for loss, 3.5 sacks and two forced fumbles...As a freshman in 2006, registered 46 tackles, 10 tackles for loss, four sacks, two forced fumbles and two interceptions – including one returned for a touchdown.

PERSONAL: Attended Tarrant (Ala.) HS...Majored in social science at Troy.

MARIO ADDISON CAREER STATISTICS

Year	Team	GP/GS	Tot	T	A	Sack	Yds	INT	Yds	Lg	TD	PD	FF	FR	Yds
2011	Chi./Indianapolis	6/0	5	1	4	0.0	0.0	0	0	0	0	0	0	0	0
2012	Ind./Was./Car.	12/1	4	4	0	1.0	5.0	0	0	0	0	0	1	0	0
Totals		18/1	9	5	4	1.0	5.0	0	0	0	0	0	1	0	0

ADDITIONAL STATISTICS

SPECIAL TEAMS TACKLES: 2011 (2); 2012 (9).

SINGLE-GAME CAREER HIGHS

TACKLES	5	at New England (12/4/11)
SACKS	1	at San Diego (12/16/12)
FORCED FUMBLES	1	at San Diego (12/16/12)

MARIO ADDISON GAME-BY-GAME

2012 CAROLINA

Date	Opp	W/L	P/S	T	S	A	SACK	QBP	FR	FF	PD	INT	YDS	LG	TD
12/09	ATLANTA	W	P	0	0	0	0.0	1	0	0	0	-	-	-	0
12/16	@ San Diego	W	P	1	1	0	1.0	0	0	1	0	-	-	-	0
12/23	OAKLAND	W	S	3	3	0	0.0	0	0	0	0	-	-	-	0
12/30	@ New Orleans	W	P	0	0	0	0.0	1	0	0	0	-	-	-	0
TOTALS			4/1	4	4	0	1.0	2	0	1	0	0	0	0	0

2012 WASHINGTON

Date	Opp	W/L	P/S	T	S	A	SACK	QBP	FR	FF	PD	INT	YDS	LG	TD
10/14	MINNESOTA	W	P	0	0	0	0.0	-	0	0	0	-	-	-	0
10/21	@ New York Giants	L	P	0	0	0	0.0	-	0	0	0	-	-	-	0
10/28	@ Pittsburgh	L	P	0	0	0	0.0	-	0	0	0	-	-	-	0
11/04	CAROLINA	L	P	0	0	0	0.0	-	0	0	0	-	-	-	0
11/18	PHILADELPHIA	W					INACTIVE								
11/22	@ Dallas	W	P	0	0	0	0.0	-	0	0	0	-	-	-	0
12/03	NEW YORK GIANTS	W					practice squad								
TOTALS			5/0	0	0	0	0.0	-	0	0	0	0	0	0	0

2012 INDIANAPOLIS

Date	Opp	W/L	P/S	T	S	A	SACK	QBP	FR	FF	PD	INT	YDS	LG	TD
09/09	@ Chicago	L	P	0	0	0	0.0	-	0	0	0	-	-	-	0
09/16	MINNESOTA	W	P	0	0	0	0.0	-	0	0	0	-	-	-	0
09/23	JACKSONVILLE	L	P	0	0	0	0.0	-	0	0	0	-	-	-	0
10/07	GREEN BAY	W					practice squad								
TOTALS			3/0	0	0	0	0.0	-	0	0	0	0	0	0	0

2011 INDIANAPOLIS

Date	Opp	W/L	P/S	T	S	A	SACK	QBP	FR	FF	PD	INT	YDS	LG	TD
11/27	CAROLINA	L					INACTIVE								
12/04	@ New England	L	P	5	4	1	0.0	-	0	0	0	-	-	-	0
12/11	@ Baltimore	L	P	0	0	0	0.0	-	0	0	0	-	-	-	0
12/18	TENNESSEE	W	P	0	0	0	0.0	-	0	0	0	-	-	-	0
12/22	HOUSTON	W					INACTIVE								
01/01	@ Jacksonville	L					INACTIVE								
TOTALS			3/0	5	4	1	0.0	-	0	0	0	0	0	0	0

2011 CHICAGO

Date	Opp	W/L	P/S	T	S	A	SACK	QBP	FR	FF	PD	INT	YDS	LG	TD
09/11	ATLANTA	W					INACTIVE								
09/18	@ New Orleans	L					DID NOT PLAY								
09/25	GREEN BAY	L					DID NOT PLAY								
10/02	CAROLINA	W					INACTIVE								
10/10	@ Detroit	L					INACTIVE								
10/16	MINNESOTA	W	P	0	0	0	0.0	-	0	0	0	-	-	-	0
10/23	@ Tampa Bay	W					INACTIVE								
11/07	@ Philadelphia	W					INACTIVE								
11/13	DETROIT	W	P	0	0	0	0.0	-	0	0	0	-	-	-	0
11/20	SAN DIEGO	W	P	0	0	0	0.0	-	0	0	0	-	-	-	0
TOTALS			3/0	0	0	0	0.0	-	0	0	0	0	0	0	0

FRANK ALEXANDER

DEFENSIVE END • OKLAHOMA

SECOND NFL SEASON
SECOND PANTHERS SEASON



Ht: 6-4 Wt: 270 • Born: December 17, 1989 • NFL Games Played/Started: 16/3 • Acquired: D4a-12

PRO CAREER

• Played in 16 games with three starts for Carolina in 2012, contributing to unit that ranked 10th in the NFL in total defense and ninth in sacks per pass play....Posted 2.5 sacks and ranked third on the team with 18 quarterback pressures.

• Victimized Giants quarterback Eli Manning for first career sack, dropping him for a six-yard loss vs. the New York Giants (9/20/12).

• Established a single-game career high with 1.5 sacks at Atlanta (9/30/12) as part of seven-sack effort by the Panthers that matched the team single-game record.

TRANSACTIONS: Selected in the fourth round (103rd overall) of the NFL Draft by Carolina (4/28/12).

GP/GS: Career (16/3); 2012 (16/3).

2012: Selected in the fourth round (103rd overall) of the NFL Draft by Carolina...Played in 16 games with three starts...Posted 25 tackles, 2.5 sacks, two fumble recoveries and four passes defended...Ranked third on the team with 18 quarterback pressures...Contributed to unit that ranked 10th in the NFL in total defense and ninth in sacks per pass play...**Vs. New York Giants (9/20):** Victimized Giants quarterback Eli Manning for first career sack, dropping him for a six-yard loss...**At Atlanta (9/30):** Established a single-game career high with 1.5 sacks as part of seven-sack effort by the Panthers that matched the team single-game record...Hauled down Falcons quarterback Matt Ryan for a nine-yard sack and combined with defensive end Charles Johnson to sack Ryan for an 11-yard loss...**Vs. Dallas (10/21):** Made first NFL start...**At Chicago**

(10/28): Gathered a career-high four tackles...Recovered a fumble by Bears quarterback Jay Cutler to set up a touchdown...**At San Diego (12/16):** Fell on a ball lost by Chargers quarterback Philip Rivers for a fumble recovery.

COLLEGE: Played in 48 games with 31 starts at Oklahoma...Gathered 143 tackles, 44 tackles for loss, 20.5 sacks, 12 quarterback pressures, six forced fumbles, four fumble recoveries, one interception and 14 passes defended – tied for the most by a defensive lineman in school history...As a senior in 2011, earned second-team All-American, co-Big 12 Conference Defensive Player of the Year, Big 12 Conference Defensive Lineman of the Year and first-team All-Big 12 Conference honors...Led the conference in sacks with 8.5 and tackles for loss with 19...Collected a single-game career-high three sacks to go along with a forced fumble and fumble recovery against Texas...Finished second on the team with seven sacks and 13 tackles for loss as a junior in 2010...Recorded 39 tackles, one quarterback pressure, one forced fumble and three passes defended...As a sophomore in 2009, compiled 24 tackles, seven tackles for loss, 1.5 sacks, four quarterback pressures, one forced fumble, one fumble recovery and two passes defended...Returned fumble three yards for a touchdown against Texas A&M...Played in nine games with five starts as a freshman in 2008...Notched 26 tackles, five tackles for loss, 3.5 sacks, one forced fumble, two fumble recoveries and one pass defended...Redshirted as a true freshman in 2007.

PERSONAL: Attended Southern Laboratory School in Baton Rouge, La....Majored in communications at Oklahoma.

FRANK ALEXANDER CAREER STATISTICS

Year	Team	GP/GS	Tot	T	A	Sack	Yds	INT	Yds	Lg	TD	PD	FF	FR	Yds
2012	Carolina	16/3	25	10	15	2.5	20.0	0	0	0	0	4	0	2	0
Totals		16/3	25	10	15	2.5	20.0	0	0	0	0	4	0	2	0

SINGLE-GAME CAREER HIGHS

TACKLES	4	at Chicago (10/28/12)
SACKS	1.5	at Atlanta (9/30/12)
FUMBLE RECOVERIES	1	two times, last at San Diego (12/16/12)

FRANK ALEXANDER GAME-BY-GAME

2012 CAROLINA

Date	Opp	W/L	P/S	T	S	A	SACK	QBP	FR	FF	PD	INT	YDS	LG	TD
09/09	@ Tampa Bay	L	P	1	1	0	0.0	0	0	0	2	-	-	-	0
09/16	NEW ORLEANS	W	P	1	1	0	0.0	2	0	0	1	-	-	-	0
09/20	NEW YORK GIANTS	L	P	2	2	0	1.0	1	0	0	0	-	-	-	0
09/30	@ Atlanta	L	P	3	1	2	1.5	1	0	0	0	-	-	-	0
10/07	SEATTLE	L	P	0	0	0	0.0	0	0	0	0	-	-	-	0
10/21	DALLAS	L	S	1	0	1	0.0	1	0	0	0	-	-	-	0
10/28	@ Chicago	L	P	4	1	3	0.0	0	1	0	1	-	-	-	0
11/04	@ Washington	W	P	1	0	1	0.0	0	0	0	0	-	-	-	0
11/11	DENVER	L	S	2	0	2	0.0	1	0	0	0	-	-	-	0
11/18	TAMPA BAY	L	P	1	0	1	0.0	3	0	0	0	-	-	-	0
11/26	@ Philadelphia	W	P	2	1	1	0.0	3	0	0	0	-	-	-	0
12/02	@ Kansas City	L	P	1	0	1	0.0	0	0	0	0	-	-	-	0
12/09	ATLANTA	W	P	0	0	0	0.0	1	0	0	0	-	-	-	0
12/16	@ San Diego	W	P	2	0	2	0.0	2	1	0	0	-	-	-	0
12/23	OAKLAND	W	P	2	2	0	0.0	2	0	0	0	-	-	-	0
12/30	@ New Orleans	W	S	2	1	1	0.0	1	0	0	0	-	-	-	0
TOTALS			16/3	25	10	15	2.5	18	2	0	4	0	0	0	0

ADMINISTRATION
& COACHES

FRANK
ALEXANDER

ROOKIES

2012 IN REVIEW

RECORDS

TEAM HISTORY

REFERENCE

DEREK ANDERSON

QUARTERBACK • OREGON STATE

NINTH NFL SEASON
THIRD PANTHERS SEASON



PRO BOWLS: 1
2007



Ht: 6-6 Wt: 240 • Born: June 15, 1983 • NFL Games Played/Started: 55/43 • Acquired: FA-11

PRO CAREER

- Served as reserve quarterback for Carolina in 2012... Played in two games and completed all four of his pass attempts for 58 yards.
- Served as backup quarterback for Carolina in 2011, seeing action in two games.
- Started nine of 12 games played in 2010, completing 169 of 327 passes for 2,065 yards with seven touchdowns and 10 interceptions.
- Played in eight games with seven starts for Cleveland in 2009... Completed 81-of-182 passes for 888 yards and three touchdowns with 10 interceptions.
- Led Cleveland to two fourth quarter wins in 2008 while seeing action in 10 games, including nine starts... Voted an offensive team captain at the start of the season.
- Earned a trip to the Pro Bowl in 2007 after an injury to starter Charlie Frye forced him into action in the season opener... Started the final 15 games, completing 298 of 527 passes for 3,787 yards and 29 touchdowns.

TRANSACTIONS: Re-signed as an unrestricted free agent by Carolina (3/15/13)... Re-signed as an unrestricted free agent by Carolina (3/20/12)... Signed as a free agent by Carolina (8/2/11)... Released by Arizona (7/29/11)... Signed as a free agent by Arizona (3/22/10)... Released by Cleveland (3/11/10)... Placed on injured reserve with an injured left knee by Cleveland (12/2/08)... Placed on injured reserve with an injured right shoulder by Cleveland (12/26/06)... Claimed off waivers by Cleveland

(9/21/05)... Waived by Baltimore (9/20/05)... Selected in the sixth round (213th overall) of the NFL Draft by Baltimore (4/24/05).

GP/GS: Career (55/43); 2012 (2/0); 2011 (2/0); 2010 (12/9); 2009 (8/7); 2008 (10/9); 2007 (16/15); 2006 (5/3); 2005 (0/0).

2012: Reserve quarterback in all 16 games for Carolina... Played in two games and did not play in 14 others... Completed all four of his pass attempts for 58 yards and no touchdowns with no interceptions... **Vs. New York Giants (9/20):** Inserted for the final series of the game and completed three passes for 46 yards... **At New Orleans (12/30):** Replaced an injured Cam Newton for four plays in the fourth quarter... Completed only pass for 12 yards to gain a first down at Saints' 12-yard line on drive that ended with a touchdown.

COLLEGE: A four-year letterman at Oregon State who started his final three years and finished his collegiate career completing 768 of 1,515 passes (50.7 percent) for 11,249 yards, 79 touchdowns and 57 interceptions... Was first quarterback to lead the Beavers to three bowl games... Set school career passing yards and touchdown mark... Graduated as only the second player in Pac-10 Conference history to throw for more than 4,000 yards in a season (Cody Pickett, Washington, 4,458 in 2002).

PERSONAL: Attended Scappoose (Ore.) HS... Majored in Liberal Studies at Oregon State.

DEREK ANDERSON CAREER STATISTICS

PASSING

Year	Team	GP	GS	Att	Cmp	Pct	Yds	Yds/Att	TD	Int	Lg	Sk	YdsLst	Rtg
2005	Balt./Cle.	0	0	0	0	0.0	0	0.0	0	0	0	0	0	0.0
2006	Cleveland	5	3	117	66	56.4	793	6.8	5	8	54	8	66	63.1
2007	Cleveland	16	15	527	298	56.5	3,787	7.2	29	19	78t	14	109	82.5
2008	Cleveland	10	9	283	142	50.2	1,615	5.7	9	8	70	14	87	66.5
2009	Cleveland	8	7	182	81	44.5	888	4.9	3	10	43	11	75	42.1
2010	Arizona	12	9	327	169	51.7	2,065	6.3	7	10	43	25	176	65.9
2011	Carolina	2	0	0	0	0.0	0	0.0	0	0	0	0	0	0.0
2012	Carolina	2	0	4	4	100.0	58	14.5	0	0	23	0	0	118.8
Totals		55	43	1,440	760	52.8	9,206	6.4	53	55	78t	72	513	69.1

ADMIN & COACHES

DEREK ANDERSON

ROOKIES

2012 IN REVIEW

RECORDS

TEAM HISTORY

REFERENCE

RUSHING

Year	Team	Att	Yds	Avg	Lg	TD
2005	Balt./Cle.	0	0	0.0	0	0
2006	Cleveland	4	47	11.8	33	0
2007	Cleveland	32	70	2.2	11	3
2008	Cleveland	25	55	2.4	15	0
2009	Cleveland	10	8	0.8	3	2
2010	Arizona	5	25	5.0	11	0
2011	Carolina	2	-2	-1.0	-1	0
2012	Carolina	0	0	0.0	0	0
Totals		78	203	2.6	33	5

SINGLE-GAME CAREER HIGHS

PASS ATTEMPTS 48 three times, last vs. Cincinnati (10/4/09)

PASS COMPLETIONS 29 two times, last at Cincinnati (12/23/07)

PASSING YARDS 364 vs. Seattle (11/4/07)

LONG PASS 78t vs. Baltimore (9/30/07)

TOUCHDOWN PASSES 5 vs. Cincinnati (9/16/07)

INTERCEPTIONS 4 two times, last at Cincinnati (12/23/07)

DEREK ANDERSON GAME-BY-GAME

2012 CAROLINA

Date	Opp	W/L	P/S	Att	Cmp	Yds	Pct	TD	INT	LG	SK/YD	Rtg	Score
09/09	@ Tampa Bay	L								DID NOT PLAY			10-16
09/16	NEW ORLEANS	W								DID NOT PLAY			35-27
09/20	NEW YORK GIANTS	L	P	3	3	46	100.0	0	0	23	0/0	118.8	7-36
09/30	@ Atlanta	L								DID NOT PLAY			28-30
10/07	SEATTLE	L								DID NOT PLAY			12-16
10/21	DALLAS	L								DID NOT PLAY			14-19
10/28	@ Chicago	L								DID NOT PLAY			22-23
11/04	@ Washington	W								DID NOT PLAY			21-13
11/11	DENVER	L								DID NOT PLAY			14-36
11/18	TAMPA BAY	L								DID NOT PLAY			21-27
11/26	@ Philadelphia	W								DID NOT PLAY			30-22
12/02	@ Kansas City	L								DID NOT PLAY			21-27
12/09	ATLANTA	W								DID NOT PLAY			30-20
12/16	@ San Diego	W								DID NOT PLAY			31-7
12/23	OAKLAND	W								DID NOT PLAY			17-6
12/30	@ New Orleans	W	P	1	1	12	100.0	0	0	12	0/0	116.7	44-38
TOTALS			2/0	4	4	58	100.0	0	0	23	0/0	118.8	

2011 CAROLINA

Date	Opp	W/L	P/S	Att	Cmp	Yds	Pct	TD	INT	LG	SK/YD	Rtg	Score
09/11	@ Arizona	L							DID NOT PLAY				21-28
09/18	GREEN BAY	L							DID NOT PLAY				23-30
09/25	JACKSONVILLE	W							DID NOT PLAY				16-10
10/02	@ Chicago	L							DID NOT PLAY				29-34
10/09	NEW ORLEANS	L							DID NOT PLAY				27-30
10/16	@ Atlanta	L							DID NOT PLAY				17-31
10/23	WASHINGTON	W							DID NOT PLAY				33-20
10/30	MINNESOTA	L							DID NOT PLAY				21-24
11/13	TENNESSEE	L							DID NOT PLAY				3-30
11/20	@ Detroit	L							DID NOT PLAY				35-49
11/27	@ Indianapolis	W							DID NOT PLAY				27-19
12/04	@ Tampa Bay	W							DID NOT PLAY				38-19
12/11	ATLANTA	L							DID NOT PLAY				23-31
12/18	@ Houston	W							DID NOT PLAY				28-13
12/24	TAMPA BAY	W	P	0	0	0	0.0	0	0	0	0/0	0.0	48-16
01/01	@ New Orleans	L	P	0	0	0	0.0	0	0	0	0/0	0.0	17-45
TOTALS			2/0	0	0	0	0.0	0	0	0	0/0	0.0	

2010 ARIZONA

Date	Opp	W/L	P/S	Att	Cmp	Yds	Pct	TD	INT	LG	SK/YD	Rtg	Score
09/12	@ St. Louis	W	S	41	22	297	53.7	1	0	35	2/31	85.1	17-13
09/19	@ Atlanta	L	S	31	17	161	54.8	0	2	29	2/15	42.5	41-7
09/26	OAKLAND	W	S	26	12	122	46.2	2	1	25	2/14	69.7	24-23
10/03	@ San Diego	L	S	14	7	64	50.0	0	2	16	3/20	23.2	41-10
10/10	NEW ORLEANS	W	P	2	1	6	50.0	0	0	6	0/0	56.2	30-20
10/24	@ Seattle	L	P	17	8	96	47.0	0	0	29	0/0	64.8	22-10
10/31	TAMPA BAY	L	P	24	16	234	66.7	1	2	37	1/9	77.4	38-35
11/07	@ Minnesota	L	S	26	15	179	57.7	1	0	30	6/24	91.7	27-24
11/14	SEATTLE	L	S	45	23	322	51.1	1	1	36	5/36	72.6	36-18
11/21	@ Kansas City	L	S	46	25	295	54.3	1	0	27	2/14	81.3	31-13
11/29	SAN FRANCISCO	L	S	35	16	196	45.7	0	1	43	1/6	51.6	27-6
12/05	ST. LOUIS	L	S	20	7	93	35.0	0	1	26	1/7	29.8	19-6
12/12	DENVER	W							INACTIVE - HEAD				43-13
12/19	@ Carolina	L							INACTIVE - HEAD				19-12
12/25	DALLAS	W							INACTIVE - THIRD QB				27-26
01/02	@ San Francisco	L							INACTIVE - THIRD QB				38-7
TOTALS			12/9	327	169	2065	51.7	7	10	43	25/176	65.9	

2009 CLEVELAND

Date	Opp	W/L	P/S	Att	Cmp	Yds	Pct	TD	INT	LG	SK/YD	Rtg	Score
09/13	MINNESOTA	L							DID NOT PLAY				20-34
09/20	@ Denver	L							DID NOT PLAY				6-27
09/27	@ Baltimore	L	P	19	11	92	57.9	0	3	22	1/6	30.9	3-34
10/04	CINCINNATI	L	S	48	26	269	54.2	1	1	30	2/20	68.8	20-23
10/11	@ Buffalo	W	S	17	2	23	11.8	0	1	16	1/1	15.1	6-3
10/18	@ Pittsburgh	L	S	24	9	122	37.5	1	1	43	2/16	51.0	14-27
10/25	GREEN BAY	L	S	29	12	99	41.4	0	1	22	2/18	36.4	3-31
11/01	@ Chicago	L	S	17	6	76	35.3	0	2	23	1/11	10.5	6-30
11/16	BALTIMORE	L							DID NOT PLAY				0-16
11/22	@ Detroit	L							DID NOT PLAY				37-38
11/29	@ Cincinnati	L							DID NOT PLAY				7-16
12/06	SAN DIEGO	L							DID NOT PLAY				23-30
12/10	PITTSBURGH	W							DID NOT PLAY				13-6
12/20	@ Kansas City	W							DID NOT PLAY				41-34
12/27	OAKLAND	W	S	17	8	121	47.1	1	0	28	2/3	90.6	23-9
01/03	JACKSONVILLE	W	S	11	7	86	63.4	0	1	29	0/0	49.8	23-17
TOTALS			8/7	182	81	888	44.5	3	10	43	11/75	42.1	

2008 CLEVELAND

Date	Opp	W/L	P/S	Att	Cmp	Yds	Pct	TD	INT	LG	SK/YD	Rtg	Score
09/07	DALLAS	L	S	24	11	114	45.8	1	0	18	1/0	74.0	10-28
09/14	PITTSBURGH	L	S	32	18	166	56.3	0	2	23	2/11	44.5	6-10
09/22	@ Baltimore	L	S	37	14	125	37.8	1	3	19	4/26	22.9	10-28
09/28	@ Cincinnati	W	S	24	15	138	62.5	1	1	20	1/11	74.7	20-12
10/13	NEW YORK GIANTS	W	S	29	18	310	62.1	2	0	70	0/0	121.3	35-14
10/19	@ Washington	L	S	37	14	136	37.8	1	0	20	1/2	57.9	11-14
10/26	@ Jacksonville	W	S	27	14	246	51.9	1	0	53	1/10	95.6	23-17
11/02	BALTIMORE	L	S	33	17	219	51.5	2	1	28	1/9	80.2	27-37
11/06	DENVER	L		DID NOT PLAY									30-24
11/17	@ Buffalo	W		DID NOT PLAY									29-27
11/23	HOUSTON	L	P	14	5	51	35.7	0	1	18	0/0	17.3	6-16
11/30	INDIANAPOLIS	L	S	26	16	110	61.5	0	0	20	3/18	71.0	6-10
12/07	@ Tennessee	L		INJURED RESERVE - KNEE									9-28
12/15	@ Philadelphia	L		INJURED RESERVE - KNEE									10-30
12/21	CINCINNATI	L		INJURED RESERVE - KNEE									0-14
12/28	@ Pittsburgh	L		INJURED RESERVE - KNEE									0-31
TOTALS			10/9	283	142	1615	50.2	9	8	70	14/87	66.5	

2007 CLEVELAND

Date	Opp	W/L	P/S	Att	Cmp	Yds	Pct	TD	INT	LG	SK/YD	Rtg	Score
09/09	PITTSBURGH	L	P	28	13	184	46.4	1	1	30	1/12	65.2	7-34
09/16	CINCINNATI	W	S	33	20	328	60.6	5	1	37	0/0	121.0	51-45
09/23	@ Oakland	L	S	37	18	248	48.6	1	2	33	1/24	57.0	24-26
09/30	BALTIMORE	W	S	18	10	204	55.6	2	1	78	0/0	109.5	27-13
10/07	@ New England	L	S	43	22	287	51.2	2	3	36	3/26	59.0	17-34
10/14	MIAMI	W	S	25	18	245	72.0	3	0	33	1/1	142.5	41-31
10/28	@ St. Louis	W	S	25	18	248	72.0	3	0	29	2/12	143.0	27-20
11/04	SEATTLE	W	S	48	29	364	60.4	0	1	34	0/0	75.3	33-30
11/11	@ Pittsburgh	L	S	35	16	123	45.7	3	0	16	0/0	83.4	28-31
11/18	@ Baltimore	W	S	38	24	274	63.2	0	1	50	1/5	73.8	33-30
11/25	HOUSTON	W	S	35	24	253	68.6	2	1	25	1/4	96.5	27-17
12/02	@ Arizona	L	S	41	21	304	51.2	2	2	67	1/9	71.6	21-27
12/09	@ New York Jets	W	S	29	16	185	55.2	2	1	45	0/0	83.3	24-18
12/16	BUFFALO	W	S	24	9	137	37.5	0	0	25	1/7	57.1	8-0
12/23	@ Cincinnati	L	S	48	29	251	60.4	2	4	22	1/7	53.4	14-19
12/30	SAN FRANCISCO	W	S	20	11	152	55.0	1	1	45	1/2	75.4	20-7
TOTALS			16/15	527	298	3787	56.5	29	19	78	14/109	82.5	

2006 CLEVELAND

Date	Opp	W/L	P/S	Att	Cmp	Yds	Pct	TD	INT	LG	SK/YD	Rtg	Score
09/10	NEW ORLEANS	L		DID NOT PLAY									14-19
09/17	@ Cincinnati	L		DID NOT PLAY									17-34
09/24	BALTIMORE	L		DID NOT PLAY									14-15
10/01	@ Oakland	W		DID NOT PLAY									24-21
10/08	@ Carolina	L		DID NOT PLAY									12-20
10/22	DENVER	L	P	0	0	0	0.0	0	0	0	0	0	7-17
10/29	NEW YORK JETS	W		DID NOT PLAY									20-13
11/05	@ San Diego	L		DID NOT PLAY									25-32
11/12	@ Atlanta	W		DID NOT PLAY									17-13
11/19	PITTSBURGH	L		DID NOT PLAY									20-24
11/26	CINCINNATI	L		DID NOT PLAY									0-30
12/03	KANSAS CITY	W	P	21	12	171	57.1	2	1	54	1/5	95.5	31-28
12/07	@ Pittsburgh	L	S	37	21	276	56.8	1	1	45	0/0	78.2	7-27
12/17	@ Baltimore	L	S	32	23	223	71.9	2	2	36	5/41	85.8	17-27
12/24	TAMPA BAY	L	S	27	10	123	37.0	0	4	25	2/20	12.3	7-22
12/31	@ Houston	L		INJURED RESERVE - SHOULDER									6-14
TOTALS			5/3	117	66	793	56.4	5	8	54	8/66	63.1	

ADMIN & COACHES

DEREK ANDERSON

ROOKIES

2012 IN REVIEW

RECORDS

TEAM HISTORY

REFERENCE

THOMAS AUSTIN

CENTER / GUARD • CLEMSON

THIRD NFL SEASON
SECOND PANTHERS SEASON



Ht: 6-4 Wt: 310 • Born: November 14, 1986 • NFL Games Played/Started: 7/1 • Acquired: FA-12

PRO CAREER

- Played in four games with one start for Carolina in 2012 in addition to spending four games on the practice squad.
- Made first NFL start at left guard at New Orleans (12/30/12)...Helped offense amass 530 yards, the second-most in team history...Cleared paths for the Panthers to compile 273 yards rushing, the second-highest total in team history.
- Played in three games for Houston in 2011, joining the team after being waived in the final roster cutdown by New England.
- Made NFL debut on special teams vs. Carolina (12/18/11).
- In 2010, spent the last 13 regular season games and entire postseason on New England's practice squad.

TRANSACTIONS: Signed as a free agent from practice squad by Carolina (12/4/12)...Signed to practice squad by Carolina (11/6/12)...Waived by Carolina (11/2/12)...Signed as a free agent by Carolina (10/11/12)...Terminated from practice squad by New England (10/2/12)...Signed to practice squad by New England (9/2/12)...Waived/failed physical by Houston (8/27/12)...Claimed off waivers by Houston (9/4/11)...Waived by New England (9/3/11)...Signed to practice squad by New England (9/29/10)...Terminated from practice squad by Minnesota (9/6/10)...Signed to practice squad by Minnesota (9/6/10)...Waived by Minnesota (9/4/10)...Signed as an undrafted rookie free agent by Minnesota (4/30/10).

GP/GS: Career (7/1); 2012 (4/1); 2011 (3/0) [0/0].

2012: Played in four games with one start, did not play in one game and was inactive for one game in two stints on Carolina's active roster in addition to spending four games on the practice squad...Attended training camp with Houston and was waived/failed physical with a hamstring

injury during the preseason (8/27)...Began the season on New England's practice squad before being terminated from the unit (10/2)...Originally signed by the Panthers (10/11) when center Ryan Kalil was placed on injured reserve...Inactive versus Dallas (10/21) and dressed but did not play at Chicago (10/28) before being waived (11/2) and signed to the practice squad (11/6)...Re-signed to the active roster (12/4) following the release of guard Jeremy Bridges...**Vs. Atlanta (12/9):** Saw action at right guard and center after an injury to Geoff Hangartner...**Vs. Oakland (12/23):** Replaced an injured Amini Silatolu at left guard in the first quarter...**At New Orleans (12/30):** Made first NFL start at left guard in place of Silatolu...One of four offensive linemen, along with center Jeff Byers, right guard Garry Williams and right tackle Byron Bell, that entered the league as undrafted rookie free agents to start against the Saints...Helped offense amass 530 yards, the second-most in team history...Cleared paths for the Panthers to compile 273 yards rushing, the second-highest total in team history.

COLLEGE: Played in 48 games with 39 starts at Clemson...Made 20 starts at left guard, 15 at center and four at right guard...Earned second-team All-Atlantic Coast Conference recognition as a senior in 2009...Started 14 games at left guard...Helped Tigers running back C.J. Spiller lead the conference in all-purpose yards with 2,680, including 1,212 rushing yards...Second-team All-Atlantic Coast Conference choice as a junior in 2008...Started 13 games with seven starts at center and six at left guard...As a sophomore in 2007, started 12 games with eight starts at center and four at right guard...Played in nine games as a freshman in 2006...Redshirted as a true freshman in 2005.

PERSONAL: Attended Camden (S.C.) HS...Graduated from Clemson with a degree in political science.

JON BEASON

LINEBACKER • MIAMI (Fla.)

SEVENTH NFL SEASON
SEVENTH PANTHERS SEASON



PRO BOWLS: 3
2008, 2009, 2010

Ht: 6-0 Wt: 235 • Born: January 14, 1985 • NFL Games Played/Started: 69/69 [1/1] • Acquired: D1-07



PRO CAREER

• **AMONG PANTHERS ALL-TIME LEADERS:** Ranks second in team history with 691 career tackles...Owns four of the top six single-season tackle totals in team history, totaling 169 in 2009, 162 in 2010, 160 in 2007 and 159 in 2008.

• Started the first four games of 2012 at middle linebacker before left shoulder and right knee injuries ended his season...Led the Panthers in tackles in three of four games played.

• Started the 2011 season opener at middle linebacker for Carolina at Arizona (9/11/11) before suffering a torn left Achilles tendon in the third quarter.

• Streak of 65 consecutive starts, the fourth-longest streak in club history, ended following Week One of 2011 after suffering a torn Achilles at Arizona (9/11/11).

• Ranked first on club with 162 tackles in 2010...Started eight contests at outside linebacker for the first time since 2007...Moved to outside linebacker after Thomas Davis was lost for the season due to a knee injury.

• Appeared in third consecutive Pro Bowl game as an alternate in 2010.

• Notched a career-high two interceptions vs. Tampa Bay (12/6/09).

• Named Pro Bowl starter in 2008 and earned Associated Press All-Pro first-team recognition.

• Tied for the team lead with three interceptions in 2008, the most by a Panthers linebacker since Will Witherspoon collected four in 2004.

• Named NFC Defensive Player of the Month for October 2008 after posting 37 tackles and two interceptions.

• Became first rookie in club history to lead the Panthers in tackles after producing a then team-record 160 in 2007.

• Named to *Pro Football Weekly* All-Rookie Team and was the runner-up for NFC Defensive Rookie of the Year in 2007.

• Led or tied for the team lead in tackles in 13 games in 2007, including 12 of the last 13 contests.

• Notched a career-high 17 tackles vs. Dallas (12/22/07), later matched vs. Baltimore (11/21/10).

• Collected first career interception vs. San Francisco (12/2/07), victimizing 49ers quarterback Trent Dilfer in the second quarter.

• Made first start at middle linebacker at New Orleans (10/7/07) and responded by leading the team with 10 tackles.

• Became the first Panthers linebacker to start in his NFL debut since Dan Morgan in 2001 when he opened the regular season opener at outside linebacker at St. Louis (9/9/07)...Started the first four contests of the year at outside linebacker before moving to middle linebacker for the final 12 games.

TRANSACTIONS: Placed on injured reserve with an injured right knee and injured left shoulder by Carolina (10/24/12)...Placed on injured reserve with an injured left Achilles tendon by Carolina (9/14/11)...Signed to contract extension by Carolina (7/30/11)...Selected by Carolina in the first round (25th overall) of the 2007 NFL Draft (4/28/07).

GP/GS: Career (69/69) [1/1]; 2012 (4/4); 2011 (1/1); 2010 (16/16); 2009 (16/16); 2008 (16/16) [1/1]; 2007 (16/16).

2012: Started the first four games at middle linebacker and was inactive for the next two games for Carolina...Placed on injured reserve with left shoulder and right knee injuries (10/24)...Posted 38 tackles, one quarterback pressure, one interception and one pass defended...Led the Panthers in tackles in three of four games played...

At Tampa Bay (9/9): Gathered a team-high 12 tackles...

Vs. New Orleans (9/16): Sealed win by intercepting Saints quarterback Drew Brees with 22 seconds left...Paced team with a season-high 14 tackles...Suffered a torn labrum in left shoulder...**Vs. New York Giants (9/20):** Sustained cartilage damage in right knee.

COLLEGE: Appeared in 38 games with 22 starts for Miami and notched 187 tackles, 3.5 sacks, one forced fumble, one fumble recovery, one interception and three passes defended...Led the Hurricanes with 92 tackles as a junior in 2006...Began his career at fullback, but shifted to linebacker as a redshirt freshman.

PERSONAL: Attended Chaminade-Madonna HS in Miramar, Fla....Majored in sports administration at Miami.

ADMINISTRATION
& COACHES

JON
BEASON

ROOKIES

2012 IN REVIEW

RECORDS

TEAM HISTORY

REFERENCE

JON BEASON CAREER STATISTICS

Year	Team	GP/GS	Tot	T	A	Sack	Yds	INT	Yds	Lg	TD	PD	FF	FR	Yds
2007	Carolina	16/16	160	115	45	0.0	0.0	1	0	0	0	7	1	1	2
2008	Carolina	16/16	159	103	56	0.0	0.0	3	52	44	0	4	0	1	12
2009	Carolina	16/16	169	125	44	3.0	20.0	3	46	18	0	5	1	2	0
2010	Carolina	16/16	162	102	60	1.0	7.0	1	7	18	0	8	1	2	0
2011	Carolina	1/1	3	3	0	0.0	0.0	0	0	0	0	0	0	0	0
2012	Carolina	4/4	38	25	13	0.0	0.0	1	2	2	0	1	0	0	0
Totals		69/69	691	472	218	4.0	27.0	9	107	44	0	25	3	6	14

POSTSEASON

Year	Team	GP/GS	Tot	T	A	Sack	Yds	INT	Yds	Lg	TD	PD	FF	FR	Yds
2008	Carolina	1/1	9	6	3	0.0	0.0	1	4	4	0	0	0	0	0
Totals		1/1	9	6	3	0.0	0.0	1	4	4	0	0	0	0	0

SINGLE-GAME CAREER HIGHS

TACKLES	17	two times, last vs. Baltimore (11/21/10)
SACKS	1	three times, last at New York Giants (12/27/09)
INTERCEPTIONS	2	vs. Tampa Bay (12/6/09)
FORCED FUMBLES	1	three times, last vs. Baltimore (11/21/10)
FUMBLE RECOVERIES	1	six times, last at New York Jets (11/29/09)

JON BEASON GAME-BY-GAME

2012 CAROLINA

Date	Opp	W/L	P/S	T	S	A	SACK	QBP	FR	FF	PD	INT	YDS	LG	TD
09/09	@ Tampa Bay	L	S	12	9	3	0.0	0	0	0	0	-	-	-	0
09/16	NEW ORLEANS	W	S	14	8	6	0.0	0	0	0	1	1	2	2	0
09/20	NEW YORK GIANTS	L	S	4	3	1	0.0	0	0	0	0	-	-	-	0
09/30	@ Atlanta	L	S	8	5	3	0.0	1	0	0	0	-	-	-	0
10/07	SEATTLE	L					INACTIVE - KNEE								0
10/21	DALLAS	L					INACTIVE - KNEE								0
10/28	@ Chicago	L					INJURED RESERVE - KNEE								0
11/04	@ Washington	W					INJURED RESERVE - KNEE								0
11/11	DENVER	L					INJURED RESERVE - KNEE								0
11/18	TAMPA BAY	L					INJURED RESERVE - KNEE								0
11/26	@ Philadelphia	W					INJURED RESERVE - KNEE								0
12/02	@ Kansas City	L					INJURED RESERVE - KNEE								0
12/09	ATLANTA	W					INJURED RESERVE - KNEE								0
12/16	@ San Diego	W					INJURED RESERVE - KNEE								0
12/23	OAKLAND	W					INJURED RESERVE - KNEE								0
12/30	@ New Orleans	W					INJURED RESERVE - KNEE								0
TOTALS			4/4	38	25	13	0.0	1	0	0	1	1	2	2	0

2011 CAROLINA

Date	Opp	W/L	P/S	T	S	A	SACK	QBP	FR	FF	PD	INT	YDS	LG	TD
09/11	@ Arizona	L	S	3	3	0	0.0	0	0	0	0	0	0	-	0
09/18	GREEN BAY	L					INJURED RESERVE - ACHILLES								
09/25	JACKSONVILLE	W					INJURED RESERVE - ACHILLES								
10/02	@ Chicago	L					INJURED RESERVE - ACHILLES								
10/09	NEW ORLEANS	L					INJURED RESERVE - ACHILLES								
10/16	@ Atlanta	L					INJURED RESERVE - ACHILLES								
10/23	WASHINGTON	W					INJURED RESERVE - ACHILLES								
10/30	MINNESOTA	L					INJURED RESERVE - ACHILLES								
11/13	TENNESSEE	L					INJURED RESERVE - ACHILLES								
11/20	@ Detroit	L					INJURED RESERVE - ACHILLES								
11/27	@ Indianapolis	W					INJURED RESERVE - ACHILLES								
12/04	@ Tampa Bay	W					INJURED RESERVE - ACHILLES								
12/11	ATLANTA	L					INJURED RESERVE - ACHILLES								
12/18	@ Houston	W					INJURED RESERVE - ACHILLES								
12/24	TAMPA BAY	W					INJURED RESERVE - ACHILLES								
01/01	@ New Orleans	L					INJURED RESERVE - ACHILLES								
TOTALS			1/1	3	3	0	0.0	0	0	0	0	0	0	0	0

2010 CAROLINA

Date	Opp	W/L	P/S	T	S	A	SACK	QBP	FR	FF	PD	INT	YDS	LG	TD
09/12	@ New York Giants	L	S	9	7	2	0.0	0	0	0	1	-	-	-	0
09/19	TAMPA BAY	L	S	12	8	4	0.0	0	0	0	0	-	-	-	0
09/26	CINCINNATI	L	S	13	6	7	0.0	0	0	0	1	-	-	-	0
10/03	@ New Orleans	L	S	11	7	4	0.0	1	0	0	0	-	-	-	0
10/10	CHICAGO	L	S	10	6	4	0.0	0	0	0	0	-	-	-	0
10/24	SAN FRANCISCO	W	S	5	3	2	0.0	0	0	0	0	-	-	-	0
10/31	@ St. Louis	L	S	10	6	4	0.0	0	0	0	0	-	-	-	0
11/07	NEW ORLEANS	L	S	15	9	6	0.0	0	0	0	0	-	-	-	0
11/14	@ Tampa Bay	L	S	8	6	2	0.0	0	0	0	0	-	-	-	0
11/21	BALTIMORE	L	S	17	9	8	0.0	1	0	1	0	-	-	-	0
11/28	@ Cleveland	L	S	10	7	3	0.0	0	0	0	1	1	7	7	0
12/05	@ Seattle	L	S	6	4	2	1.0	0	0	0	0	-	-	-	0
12/12	ATLANTA	L	S	12	7	5	0.0	0	0	0	2	-	-	-	0
12/19	ARIZONA	W	S	7	4	3	0.0	0	0	0	1	-	-	-	0
12/23	@ Pittsburgh	L	S	5	5	0	0.0	0	0	0	1	-	-	-	0
01/02	@ Atlanta	L	S	12	8	4	0.0	0	0	0	1	-	-	-	0
TOTALS			16/16	162	102	60	1.0	2	0	1	8	1	7	7	0

2009 CAROLINA

Date	Opp	W/L	P/S	T	S	A	SACK	QBP	FR	FF	PD	INT	YDS	LG	TD
09/13	PHILADELPHIA	L	S	8	6	2	0.0	0	0	0	0	1	10	10	0
09/20	@ Atlanta	L	S	10	5	5	0.0	0	0	0	0	-	-	-	0
09/28	@ Dallas	L	S	13	12	1	1.0	1	0	0	0	-	-	-	0
10/11	WASHINGTON	W	S	8	6	2	1.0	0	0	0	0	-	-	-	0
10/18	@ Tampa Bay	W	S	5	3	2	0.0	0	0	0	1	-	-	-	0
10/25	BUFFALO	L	S	10	8	2	0.0	0	0	0	0	-	-	-	0
11/01	@ Arizona	W	S	14	11	3	0.0	0	0	0	1	-	-	-	0
11/08	@ New Orleans	L	S	12	11	1	0.0	0	1	0	2	-	-	-	0
11/15	ATLANTA	W	S	8	8	0	0.0	0	0	0	0	-	-	-	0
11/19	MIAMI	L	S	10	7	3	0.0	0	0	0	0	-	-	-	0
11/29	@ New York Jets	L	S	13	10	3	0.0	1	1	0	0	-	-	-	0
12/06	TAMPA BAY	W	S	11	9	2	0.0	1	0	0	0	2	36	18	0
12/13	@ New England	L	S	15	9	6	0.0	0	0	0	0	-	-	-	0
12/20	MINNESOTA	W	S	6	3	3	0.0	2	0	0	0	-	-	-	0
12/27	@ New York Giants	W	S	13	8	5	1.0	0	0	1	1	-	-	-	0
01/03	NEW ORLEANS	W	S	13	9	4	0.0	0	0	0	0	-	-	-	0
TOTALS			16/16	169	125	44	3.0	5	2	1	5	3	46	18	0

2008 CAROLINA

Date	Opp	W/L	P/S	T	S	A	SACK	QBP	FR	FF	PD	INT	YDS	LG	TD	
09/14	@ San Diego	W	S	9	6	3	0.0	0	0	0	0	-	-	-	0	
09/28	CHICAGO	W	S	15	8	7	0.0	0	1	0	1	-	-	-	0	
09/21	@ Minnesota	L	S	10	7	3	0.0	0	0	0	0	-	-	-	0	
09/28	ATLANTA	W	S	10	5	5	0.0	0	0	0	0	-	-	-	0	
10/05	KANSAS CITY	W	S	6	6	0	0.0	0	0	0	0	1	8	8	0	
10/12	@ Tampa Bay	L	S	15	7	8	0.0	0	0	0	0	-	-	-	0	
10/19	NEW ORLEANS	W	S	8	4	4	0.0	0	0	0	0	-	-	-	0	
10/26	ARIZONA	W	S	8	7	1	0.0	1	0	0	0	1	44	44	0	
11/09	@ Oakland	W	S	14	9	5	0.0	0	0	0	0	-	-	-	0	
11/16	DETROIT	W	S	7	6	1	0.0	0	0	0	0	-	-	-	0	
11/23	@ Atlanta	L	S	13	8	5	0.0	0	0	0	0	-	-	-	0	
11/30	@ Green Bay	W	S	9	7	2	0.0	1	0	0	1	1	0	0	0	
12/08	TAMPA BAY	W	S	11	9	2	0.0	0	0	0	0	-	-	-	0	
12/14	DENVER	W	S	12	9	3	0.0	0	0	0	1	-	-	-	0	
12/21	@ New York Giants	L	S	10	4	6	0.0	0	0	0	1	-	-	-	0	
12/28	@ New Orleans	W	S	2	1	1	0.0	0	0	0	0	-	-	-	0	
TOTALS				16/16	159	103	56	0.0	2	1	0	4	3	52	44	0

POSTSEASON

01/10	ARIZONA	L	S	9	6	3	0.0	0	0	0	0	0	1	4	4	0
TOTALS				1/1	9	6	3	0.0	0	0	0	0	1	4	4	0

2007 CAROLINA

Date	Opp	W/L	P/S	T	S	A	SACK	QBP	FR	FF	PD	INT	YDS	LG	TD	
09/09	@ St. Louis	W	S	4	3	1	0.0	0	0	0	0	-	-	-	0	
09/16	HOUSTON	L	S	10	9	1	0.0	0	0	0	0	-	-	-	0	
09/23	@ Atlanta	W	S	2	2	0	0.0	0	0	0	0	-	-	-	0	
09/30	TAMPA BAY	L	S	10	8	2	0.0	1	0	0	0	-	-	-	0	
10/07	@ New Orleans	W	S	10	8	2	0.0	0	0	0	1	-	-	-	0	
10/14	@ Arizona	W	S	8	5	3	0.0	1	0	0	0	-	-	-	0	
10/28	INDIANAPOLIS	L	S	10	5	5	0.0	1	0	0	3	-	-	-	0	
11/04	@ Tennessee	L	S	13	9	4	0.0	0	1	0	0	-	-	-	0	
11/11	ATLANTA	L	S	11	8	3	0.0	0	0	0	0	-	-	-	0	
11/18	@ Green Bay	L	S	9	7	2	0.0	0	0	0	1	-	-	-	0	
11/25	NEW ORLEANS	L	S	12	10	2	0.0	0	0	0	1	-	-	-	0	
12/02	SAN FRANCISCO	W	S	8	5	3	0.0	0	0	0	0	1	0	0	0	
12/09	@ Jacksonville	L	S	13	9	4	0.0	0	0	0	0	-	-	-	0	
12/16	SEATTLE	W	S	9	6	3	0.0	0	0	0	1	-	-	-	0	
12/22	DALLAS	L	S	17	11	6	0.0	0	0	1	0	-	-	-	0	
12/30	@ Tampa Bay	W	S	14	10	4	0.0	0	0	0	0	-	-	-	0	
TOTALS				16/16	160	115	45	0.0	3	1	1	7	1	0	0	0

BEASON AMONG TACKLE LEADERS

Linebacker Jon Beason ranks second in Panthers history with 691 career tackles.

PANTHERS CAREER TACKLE LEADERS

Player	Tackles	Seasons
Mike Minter	953	1997-2006
Jon Beason	691	2007-12
Chris Gamble	558	2004-12



BYRON BELL

TACKLE • NEW MEXICO

THIRD NFL SEASON
THIRD PANTHERS SEASON



Ht: 6-5 Wt: 340 • Born: January 17, 1989 • NFL Games Played/Started: 31/27 • Acquired: FA-11

PRO CAREER

- Started all 15 games he played for Carolina in 2012... Contributed to offense that produced 5,771 total net yards and 328 first downs, the second-highest totals in team history.
- Opened holes and provided protection for the Panthers to set a team record with 29 first downs – 13 rushing, 12 passing and four via penalty – at San Diego (12/16/12).
- Helped offense amass 530 yards – the second-most in team history – at New Orleans (12/30/12)...Cleared paths for the Panthers to compile 273 yards rushing, the second-highest total in team history.
- Started 12 games at right tackle for Carolina as a rookie in 2011...Contributed to offense that ranked seventh in the NFL and set team records with 6,237 net yards and 345 first downs.
- Made his first career start vs. Green Bay (9/18/11).
- Cleared lanes for the Panthers to amass 270 rushing yards vs. Tampa Bay (12/24/11), equaling the third-highest total in franchise history.

TRANSACTIONS: Signed as an undrafted rookie free agent by Carolina (7/30/11).

GP/GS: Career (31/27); 2012 (15/15); 2011 (16/12).

2012: Started 15 games for Carolina...Made 14 starts at right tackle and one at right guard...Inactive with a sprained ankle versus the New York Giants (9/20)...Contributed to offense that produced 5,771 total net yards

and 328 first downs, the second-highest totals in team history...**Vs. Dallas (10/21):** Started at right guard...**At San Diego (12/16):** Opened holes and provided protection for the Panthers to set a team record with 29 first downs – 13 rushing, 12 passing and four via penalty...**At New Orleans (12/30):** One of four offensive linemen, along with left guard Thomas Austin, center Jeff Byers and right guard Garry Williams, that entered the league as undrafted rookie free agents to start against the Saints...Helped offense amass 530 yards – the second most in team history...Cleared paths for the Panthers to compile 273 yards rushing – the second-highest total in team history.

COLLEGE: Played in 37 games with 36 starts at New Mexico...Started 24 games at left tackle over final two seasons after making 12 starts at right tackle as a sophomore...As a senior in 2010, earned All-Mountain West Conference honorable mention and the team's outstanding offensive lineman award...Started 12 games as a junior in 2009, helping three different Lobos running backs rush for 100 yards or more in a game...Surrendered only three sacks in 12 starts as a sophomore in 2008...Paved the way for the team to average 204.9 yards rushing per game, which ranked third in the conference and 16th in the nation...Played in one game as a freshman in 2007, missing most of the season with a knee injury.

PERSONAL: Attended Greenville (Texas) HS...Majored in university studies at New Mexico.

ADMINISTRATION
& COACHES

BYRON
BELL

ROOKIES

2012 IN REVIEW

RECORDS

TEAM HISTORY

REFERENCE

CHASE BLACKBURN

LINEBACKER • AKRON

NINTH NFL SEASON
FIRST PANTHERS SEASON



Ht: 6-3 Wt: 245 • Born: June 10, 1983 • NFL Games Played/Started: 113/36 [10/4] • Acquired: UFA-13 (NYG)

PRO CAREER

- Produced the best season of his career with the New York Giants in 2012, starting 15 games and tallying a career-high 97 tackles, three sacks, one interception and four forced fumbles.

- Led the Giants in special teams tackles each season from 2005-2010.

- Made one of the biggest defensive plays of Super Bowl XLVI when he intercepted a Tom Brady pass in the fourth quarter, the Giants' only takeaway of the game.

- Had a team-high 18 special teams tackles for the New York Giants in 2008 and was voted a first alternate to the NFC Pro Bowl team.

- Tallied his first career sack vs. San Francisco (10/19/08).

- Was named NFC Special Teams Player of the Week at Philadelphia (11/9/08) after recording three tackles and recovering a fumble on a kickoff.

- As a rookie in 2005, led the Giants with a career-high 22 special teams tackles.

- Made first NFL start vs. Kansas City (12/17/05) and finished with nine tackles.

- Tallied first career interception at Washington (12/24/05), returning the ball 31 yards for a touchdown.

TRANSACTIONS: Signed as an unrestricted free agent by Carolina (4/2/13)...Re-signed as an unrestricted free agent by the New York Giants (4/17/12)...Signed as a free agent by the New York Giants (11/30/11)...Signed to contract extension by the New York Giants (2/28/07)...Placed on injured reserve with an injured neck by the New York Giants (12/26/05)...Signed as an undrafted rookie free agent by the New York Giants (6/20/05).

GP/GS: Career (113/36) [10/4]; 2012 (15/15); 2011 (5/4)

[4/4]; 2010 (14/0); 2009 (16/7); 2008 (16/8) [1/0]; 2007 (16/0) [4/0]; 2006 (16/0) [1/0]; 2005 (15/2).

2012: Started a career-high 15 games at middle linebacker for the New York Giants...Finished second on the team with a career-high 97 tackles...Recorded three sacks, four forced fumbles, one interception and six passes defended...Made five special teams tackles...Inactive with a hamstring injury versus Pittsburgh (11/4)...**vs. Tampa Bay (9/16):** Sacked Buccaneers quarterback Josh Freeman for a seven-yard loss...**At Philadelphia (9/30):** Established a single-game career high with 10 tackles...

Brought down Eagles quarterback Michael Vick for a four-yard sack...**vs. Cleveland (10/7):** Thwarted Browns scoring opportunity with an interception of quarterback Brandon Weeden in the end zone...**vs. Washington (10/21):** Matched career high with 10 tackles...Forced two fumbles in three plays on Redskins final possession...First knocked the ball away from wide receiver Josh Morgan...Then jarred the ball loose from wide receiver Santana Moss that was recovered by cornerback Jayron Hosley to seal the win...**At Cincinnati (11/11):** Created a fumble with hit on Bengals punt returner Brandon Tate that resulted in a field goal...**vs. Green Bay (11/25):** Gathered an eight-yard sack of Packers quarterback Aaron Rodgers...**At Washington (12/3):** Caused a fumble by Redskins running back Alfred Morris inside Giants 10-yard line to halt scoring threat...**vs. Philadelphia (12/30):** Equaled career high with 10 tackles.

COLLEGE: Played in 45 games with 34 starts at Akron...Totaled 293 tackles, 38.5 tackles for loss, 11 sacks and three interceptions.

PERSONAL: Attended Marysville (Ohio) HS...Graduated from Akron with a degree in mathematics.

CHASE BLACKBURN CAREER STATISTICS

Year	Team	GP/GS	Tot	T	A	Sack	Yds	INT	Yds	Lg	TD	PD	FF	FR	Yds
2005	New York Giants	15/2	15	6	9	0.0	0.0	1	32	31t	1	0	0	1	0
2006	New York Giants	16/0	3	3	0	0.0	0.0	0	0	0	0	0	0	0	0
2007	New York Giants	16/0	6	5	1	0.0	0.0	0	0	0	0	0	0	1	0
2008	New York Giants	16/8	45	25	20	1.0	13.0	0	0	0	0	1	1	1	12
2009	New York Giants	16/7	38	25	13	0.5	5.5	1	24	24	0	1	0	0	0
2010	New York Giants	14/0	1	1	0	0.0	0.0	0	0	0	0	0	0	0	0
2011	New York Giants	5/4	21	15	6	0.0	0.0	1	9	9	0	2	0	0	0
2012	New York Giants	15/15	97	75	22	3.0	19.0	1	0	0	0	6	4	0	0
Totals		113/36	226	155	71	4.5	37.5	4	64	31t	1	10	5	3	12

POSTSEASON

Year	Team	GP/GS	Tot	T	A	Sack	Yds	INT	Yds	Lg	TD	PD	FF	FR	Yds
2005	New York Giants		INJURED RESERVE/ANKLE												
2006	New York Giants	1/0	5	4	1	1.0	8.0	0	0	0	0	0	0	0	0
2007	New York Giants	4/0	0	0	0	0.0	0.0	0	0	0	0	0	0	0	0
2008	New York Giants	1/0	5	2	3	0.0	0.0	0	0	0	0	1	0	0	0
2011	New York Giants	4/4	25	16	9	0.0	0.0	1	0	0	0	1	0	1	40
Totals		10/4	35	22	13	1.0	8.0	1	0	0	0	1	0	1	40

ADDITIONAL STATISTICS

SPECIAL TEAMS TACKLES: 2005 (22); 2006 (14); 2007 (17); 2007 Postseason (5); 2008 (18); 2008 Postseason (1); 2009 (16); 2010 (17); 2011 (5) 2011 Postseason (1).

SINGLE-GAME CAREER HIGHS

TACKLES	10	two times, last vs. Washington (10/21/12)
SACKS	1	four times, last vs. Green Bay (11/25/12)
INTERCEPTIONS	1	four times, last vs. Green Bay (12/4/11)
FORCED FUMBLES	2	vs. Washington (10/21/12)
FUMBLE RECOVERIES	1	three times, last at Philadelphia (11/9/08)

RICHIE BROCKEL

TIGHT END/FULLBACK • BOISE STATE

THIRD NFL SEASON
THIRD PANTHERS SEASON



47

Ht: 6-1 Wt: 255 • Born: July 24, 1986 • NFL Games Played/Started: 27/2 • Acquired: FA-11

PRO CAREER

- Played in 16 games for Carolina in 2012...Contributed to offense that produced 5,771 total net yards and 328 first downs, the second-highest totals in team history.
- Saw action as tight end and fullback for Carolina in 2011...Rushed three times for 12 yards and one touchdown and posted three catches for 13 yards.
- In 2011, combined with tight ends Greg Olsen and Jeremy Shockey to catch 85 passes for 1,008 yards and nine touchdowns, the most productive season by a set of tight ends in team history in terms of receptions and yardage.
- Made first career start at Houston (12/18/11)...Scored first career touchdown on a seven-yard rush on a trick play.
- Attended training camp with San Diego as a rookie in 2010 before being waived/injured.

TRANSACTIONS: Signed as a free agent by Carolina (7/30/11)...Waived/injured by San Diego (9/4/10)...Signed as an undrafted rookie free agent by San Diego (5/10/10).

2012: Played in 16 games for Carolina...Contributed to offense that produced 5,771 total net yards and 328 first downs, the second-highest totals in team history...Notched three special teams tackles.

COLLEGE: Played in 47 games with 22 starts at Boise State...Doubled as a tight end and fullback...Tallied 32 receptions for 293 yards and eight touchdowns...Rushed four times for eight yards and two touchdowns...As a senior in 2009, played in nine games with four starts...Recorded eight catches for 75 yards and two touchdowns...Played in 13 games with three starts in 2008 junior campaign...Posted 10 receptions for 94 yards and two touchdowns...Carried three times for six yards and two touchdowns...Started 13 games as a sophomore in 2007, recording 12 catches for 104 yards and four touchdowns...Played in 12 games with two starts as a redshirt freshman in 2006...Redshirted as a true freshman in 2005.

PERSONAL: Attended Greenway HS in Phoenix, Ariz...Graduated with a degree in accounting from Boise State.

RICHIE BROCKEL CAREER STATISTICS

Year	Team	GP	GS	RUSHING					RECEIVING				
				Att	Yds	Avg	Lg	TD	No	Yds	Avg	Lg	TD
2011	Carolina	11	2	3	12	4.0	7t	1	3	13	4.3	5	0
2012	Carolina	16	0	0	0	0.0	0	0	0	0	0	0	0
Totals		27	2	3	12	4.0	7t	1	3	13	4.3	5	0

ADDITIONAL STATISTICS

SPECIAL TEAMS TACKLES: 2011 (2); 2012 (3).

SINGLE-GAME CAREER HIGHS

RECEPTIONS	1	three times, last vs. Tampa Bay (12/24/11)
RECEIVING YARDS	5	at Detroit (11/20/11)
LONG RECEPTION	5	at Detroit (11/20/11)
RUSH ATTEMPTS	2	vs. Tampa Bay (12/24/11)
RUSHING YARDS	7	at Houston (12/18/11)
LONG RUSH	7t	at Houston (12/18/11)
RUSHING TDS	1	at Houston (12/18/11)

RICHIE BROCKEL GAME-BY-GAME

2012 CAROLINA

Date	Opp	W/L	P/S	Rsh	Yds	Avg	LG	TD	Rec	Yds	Avg	LG	TD
09/09	@ Tampa Bay	L	P	0	0	0.0	0	0	0	0	0.0	0	0
09/16	NEW ORLEANS	W	P	0	0	0.0	0	0	0	0	0.0	0	0
09/20	NEW YORK GIANTS	L	P	0	0	0.0	0	0	0	0	0.0	0	0
09/30	@ Atlanta	L	P	0	0	0.0	0	0	0	0	0.0	0	0
10/07	SEATTLE	L	P	0	0	0.0	0	0	0	0	0.0	0	0
10/21	DALLAS	L	P	0	0	0.0	0	0	0	0	0.0	0	0
10/28	@ Chicago	L	P	0	0	0.0	0	0	0	0	0.0	0	0
11/04	@ Washington	W	P	0	0	0.0	0	0	0	0	0.0	0	0
11/11	DENVER	L	P	0	0	0.0	0	0	0	0	0.0	0	0
11/18	TAMPA BAY	L	P	0	0	0.0	0	0	0	0	0.0	0	0
11/26	@ Philadelphia	W	P	0	0	0.0	0	0	0	0	0.0	0	0
12/02	@ Kansas City	L	P	0	0	0.0	0	0	0	0	0.0	0	0
12/09	ATLANTA	W	P	0	0	0.0	0	0	0	0	0.0	0	0
12/16	@ San Diego	W	P	0	0	0.0	0	0	0	0	0.0	0	0
12/23	OAKLAND	W	P	0	0	0.0	0	0	0	0	0.0	0	0
12/30	@ New Orleans	W	P	0	0	0.0	0	0	0	0	0.0	0	0
TOTALS			16/0	0	0	0.0	0	0	0	0	0.0	0	0

2011 CAROLINA

Date	Opp	W/L	P/S	Rsh	Yds	Avg	LG	TD	Rec	Yds	Avg	LG	TD
09/11	@ Arizona	L	P	0	0	0.0	0	0	0	0	0.0	0	0
09/18	GREEN BAY	L	P	0	0	0.0	0	0	0	0	0.0	0	0
09/25	JACKSONVILLE	W	P	0	0	0.0	0	0	0	0	0.0	0	0
10/02	@ Chicago	L				INACTIVE							
10/09	NEW ORLEANS	L	P	0	0	0.0	0	0	0	0	0.0	0	0
10/16	@ Atlanta	L				INACTIVE							
10/23	WASHINGTON	W				INACTIVE							
10/30	MINNESOTA	L				INACTIVE							
11/13	TENNESSEE	L				INACTIVE							
11/20	@ Detroit	L	P	0	0	0.0	0	0	1	5	5.0	5	0
11/27	@ Indianapolis	W	P	0	0	0.0	0	0	0	0	0.0	0	0
12/04	@ Tampa Bay	W	P	0	0	0.0	0	0	0	0	0.0	0	0
12/11	ATLANTA	L	P	0	0	0.0	0	0	0	0	0.0	0	0
12/18	@ Houston	W	S	1	7	7.0	7t	1	1	4	4.0	4	0
12/24	TAMPA BAY	W	P	2	5	2.5	3	0	1	4	4.0	0	0
01/01	@ New Orleans	L	S	0	0	0.0	0	0	0	0	0.0	0	0
TOTALS			11/2	3	12	4.0	7t	1	3	13	4.3	5	0

ACROSS THE SEA

Richie Brockel spent part of the 2010 offseason in Austria playing against international competition as a member of the United States national team at the fourth International Federation of American Football (IFAF) Men's Senior World Championship.

At the World Championship, the United States defeated Canada, 50-7, in the gold medal game. Eight nations from four continents – Australia, Austria, Canada, France, Germany, Japan, Mexico and the United States – competed during the nine-day event which is held every four years.

Brockel contributed seven catches for 71 yards during the tournament as the U.S. defeated Australia (61-0), Germany (48-7) and Mexico (17-7) to win Group A and advance to the championship game.



PATRICK BROWN

TACKLE • CENTRAL FLORIDA

THIRD NFL SEASON
FIRST PANTHERS SEASON



74

Ht: 6-5 Wt: 310 • Born: December 25, 1986 • NFL Games Played/Started: 16/0 • Acquired: FA-13

PRO CAREER

- Inactive for the final four games of 2012 with the Miami Dolphins.
- Played in all 16 games for Minnesota in 2011.
- Made his NFL debut at San Diego (9/11/11).
- Spent time on the active rosters of the New York Jets, Miami and Minnesota in 2010...Did not see any game action.
- Spent the final 13 regular season games and entire postseason on Minnesota's practice squad in 2009...Began the season on New England's practice squad.

TRANSACTIONS: Signed as a free agent by Carolina (5/29/13)...Signed as a free agent by Miami (12/4/12)...Waived by Minnesota (9/1/12)...Signed as a free agent from practice squad by Minnesota (11/24/10)...Signed to practice squad by Minnesota (11/11/10)...Waived by Miami (11/9/10)...Claimed off waivers by Miami (9/24/10)...Waived by the New York Jets (9/23/10)...Claimed off waivers by the New York Jets (9/5/10)...Waived by Minnesota (9/4/10)...Signed as a free agent by Minnesota (1/26/10)...Signed to practice squad by Minnesota (9/29/09)...Terminated from practice squad by New England (9/24/09)...Signed to practice squad by New England (9/7/09)...Waived by Carolina (9/5/09)...Signed as an undrafted rookie free agent by Carolina (5/1/09).

GP/GS: Career (16/0); 2012 (0/0); 2011 (16/0); 2010 (0/0).

2012: Signed as a free agent by Miami (12/4) when tackle Jake Long was placed on injured reserve...Inactive for the last four games...Attended training camp with Minnesota and was waived in the final roster cutdown (9/1).

COLLEGE: Four-year starter at left tackle for Central Florida...Made 50 consecutive starts, the longest streak in the nation when he finished his career...Second-team All-Conference USA choice as a senior in 2008...Named the Golden Knights most outstanding player on offense...Team's only offensive lineman to start every game...First-team All-Conference USA selection as a junior in 2007...Opened holes for Kevin Smith to lead the nation with 2,567 yards, the second-most in Football Bowl Subdivision history...Earned All-Conference USA honorable mention as a sophomore in 2006...Conference USA All-Freshman choice in 2005...Led the nation in most starts for a true freshman at left tackle.

PERSONAL: Attended North HS in St. Charles, Ill....Graduated with a degree in communications with a minor in marketing at Central Florida.

ADMIN & COACHES

PATRICK BROWN

ROOKIES

2012 IN REVIEW

RECORDS

TEAM HISTORY

REFERENCE

JEFF BYERS

GUARD / CENTER • SOUTHERN CALIFORNIA

SECOND NFL SEASON
THIRD PANTHERS SEASON



Ht: 6-4 Wt: 310 • Born: September 7, 1985 • NFL Games Played/Started: 14/7 • Acquired: FA-11

PRO CAREER

• Played in 14 games with seven starts for Carolina in 2012...Contributed to offense that produced 5,771 total net yards and 328 first downs, the second-highest totals in team history.

• Made first NFL start, lining up at right guard at Chicago (10/28/12).

• Opened holes and provided protection for the Panthers to set a team record with 29 first downs – 13 rushing, 12 passing and four via penalty – at San Diego (12/16/12).

• Helped offense amass 530 yards – the second most in team history – at New Orleans (12/30/12)...Cleared paths for the Panthers to compile 273 yards rushing, the second-highest total in team history.

• In 2011, spent the first 13 games on Carolina's practice squad and the final three games on Carolina's active roster.

• In 2010, spent the first 14 games on Denver's practice squad before being signed to the Broncos' active roster for the final two games.

TRANSACTIONS: Signed as a free agent from practice squad by Carolina (12/17/11)...Signed to practice squad by Carolina (9/5/11)...Waived by Denver (9/3/11)...Signed as a free agent from practice squad by Denver (12/24/10)...Signed to practice squad by Denver (9/6/10)...Waived by Seattle (9/4/10)...Signed as an undrafted rookie free agent by Seattle (4/30/10).

GP/GS: Career (14/7); 2012 (14/7); 2011 (0/0); 2010 (0/0).

2012: Played in 14 games with seven starts for Carolina...Made four starts at right guard and three at center...

Started at right guard in Weeks 8-11 when Geoff Hangartner moved to center following a season-ending injury to Ryan Kalil...Started the last three games at center in place of an injured Hangartner...Inactive with a knee injury at Tampa Bay (9/9) and back injury versus Atlanta (12/9)...Contributed to offense that produced 5,771 total net yards and 328 first downs, the second-highest totals in team history...**At Chicago (10/28):** Made first NFL start, lining up at right guard...**At San Diego (12/16):** Opened holes and provided protection for the Panthers to set a team record with 29 first downs – 13 rushing, 12 passing and four via penalty...**At New Orleans (12/30):** One of four offensive linemen, along with left guard Thomas Austin, right guard Garry Williams and right tackle Byron Bell, that entered the league as undrafted rookie free agents to start against the Saints...Helped offense amass 530 yards – the second most in team history...Cleared paths for the Panthers to compile 273 yards rushing – the second highest total in team history.

COLLEGE: Made 36 starts at left guard and seven at center for Southern California...Granted a sixth year of eligibility by the NCAA after missing the 2005 and 2006 seasons with injuries...Associated Press third-team All-American and first-team All-Pac-10 Conference selection as a senior in 2009...Second-team All-Pac-10 Conference choice as a junior in 2008...Second-team Freshman All-American by *The Sporting News* in 2004...Backed up current Panther Ryan Kalil at center.

PERSONAL: Attended Loveland (Colo.) HS...Graduated with bachelor's and master's degrees in business administration from Southern California.

ADMINISTRATION
& COACHES

JEFF
BYERS

ROOKIES

2012 IN REVIEW

RECORDS

TEAM HISTORY

REFERENCE

BRUCE CAMPBELL

TACKLE • MARYLAND

FOURTH NFL SEASON
SECOND PANTHERS SEASON



73

Ht: 6-6 Wt: 320 • Born: May 25, 1988 • NFL Games Played/Started: 19/0 • Acquired: TR-12 (OAK)

PRO CAREER

- In 2012 with Carolina, played in five games, did not play in one game and was inactive for 10 games.
- Played in four games and was inactive for 12 games for Oakland in 2011.
- Played in 10 games, primarily on special teams and as a reserve guard, for Oakland in 2010.
- Saw first career action at guard at Denver (10/24/10), contributing to an Oakland offense that set franchise records with 59 points and eight touchdowns and gained 328 rushing yards.

TRANSACTIONS: Traded by Oakland to Carolina in exchange for running back Mike Goodson (3/30/12)...Selected in the fourth round (106th overall) of the NFL Draft by Oakland (4/24/10).

GP/GS: Career (19/0); 2012 (5/0); 2011 (4/0); 2010 (10/0).

2012: Acquired by Carolina in a trade with Oakland in exchange for running back Mike Goodson (3/30)...Played

in five games, did not play in one game and was inactive for 10 games...**Vs. Oakland (12/23):** Appeared at left guard following an injury to Amini Silatolu...**At New Orleans (12/30):** Saw action as an extra offensive lineman in goal-line situations.

COLLEGE: Played in 27 games with 17 starts at Maryland...Entered NFL following junior season...As a junior in 2009, started nine games at left tackle and missed three games due to injuries...As a sophomore in 2008, started the final seven games at left tackle...Opened holes for Da'Rel Scott to become the seventh Terrapin running back and first since 2002 to total more than 1,000 rushing yards in a season...Played in five games with one start at left tackle as a freshman in 2007.

PERSONAL: Attended the Hyde Leadership School in Hamden, Conn., before spending one year at Hargrave Military Academy in Chatham, Va.

D.J. CAMPBELL

SAFETY • CALIFORNIA

SECOND NFL SEASON
SECOND PANTHERS SEASON



26

Ht: 6-0 Wt: 205 • Born: July 24, 1989 • NFL Games Played/Started: 5/4 • Acquired: D7-12

PRO CAREER

- Played in five games with four starts at strong safety for Carolina in 2012...Posted 17 tackles and one pass defended.

- Contributed to unit that ranked 10th in the NFL in total defense in 2012.

- Made first NFL start and responded with a career-high seven tackles vs. Atlanta (12/9/12).

TRANSACTIONS: Selected in the seventh round (216th overall) of the NFL Draft by Carolina (4/28/12).

GP/GS: Career (5/4); 2012 (5/4).

2012: Selected in the seventh round (216th overall) of the NFL Draft by Carolina...Played in five games with four starts at strong safety after not playing or being inactive for the first 11 games...Posted 17 tackles and one pass defended...Contributed to unit that ranked 10th in the NFL in total defense...Added one special teams tackle...Saw first action of the season on defense following an injury to Sherrod Martin at Kansas City (12/2)...Made first NFL start in place of an injured Charles Godfrey and responded with a career-high seven tackles versus Atlanta (12/9)...Started the last three games at strong safety when God-

frey moved to free safety after a season-ending injury to Haruki Nakamura.

COLLEGE: Played in 46 games with 14 starts at California...Contributed primarily on special teams and as a reserve safety during first three seasons before starting at free safety as a senior...Tallied 110 tackles, two sacks, one forced fumble, four fumble recoveries, two interceptions and seven passes defended...All-Pac-12 honorable mention as a senior in 2011...Started 13 games...Helped the Golden Bears lead the conference in pass defense, allowing 206.3 yards per game...Tied for the team lead with two interceptions...Posted 71 tackles, one forced fumble, two fumble recoveries and five passes defended...Played in 12 games with one start as a junior in 2010...Registered 21 tackles, two sacks and two passes defended...Played in 12 games as a sophomore in 2009...Collected 14 tackles and two fumble recoveries...Played in nine games and logged four tackles as a freshman in 2008...Redshirted as a true freshman in 2007.

PERSONAL: Attended Cheyenne HS in North Las Vegas, Nev....Majored in social welfare at California.

D.J. CAMPBELL CAREER STATISTICS

Year	Team	GP/GS	Tot	T	A	Sack	Yds	INT	Yds	Lg	TD	PD	FF	FR	Yds
2012	Carolina	5/4	17	9	8	0.0	0.0	0	0	0	0	1	0	0	0
Totals		5/4	17	9	8	0.0	0.0	0	0	0	0	1	0	0	0

ADDITIONAL STATISTICS

SPECIAL TEAMS TACKLES: 2012 (1).

SINGLE-GAME CAREER HIGHS

TACKLES 7 vs. Atlanta (12/9/12)
PASSES DEFENSED 1 at San Diego (12/16/12)

ADMINISTRATION
& COACHES

D.J.
CAMPBELL

ROOKIES

2012 IN REVIEW

RECORDS

TEAM HISTORY

REFERENCE

D.J. CAMPBELL GAME-BY-GAME

2012 CAROLINA

Date	Opp	W/L	P/S	T	S	A	SACK	QBP	FR	FF	PD	INT	YDS	LG	TD
09/09	@ Tampa Bay	L						INACTIVE							
09/16	NEW ORLEANS	W						INACTIVE							
09/20	NEW YORK GIANTS	L						DID NOT PLAY							
09/30	@ Atlanta	L						INACTIVE							
10/07	SEATTLE	L						INACTIVE							
10/21	DALLAS	L						INACTIVE							
10/28	@ Chicago	L						INACTIVE							
11/04	@ Washington	W						INACTIVE							
11/11	DENVER	L						INACTIVE							
11/18	TAMPA BAY	L						INACTIVE							
11/26	@ Philadelphia	W						INACTIVE							
12/02	@ Kansas City	L	P	1	0	1	0.0	0	0	0	0	-	-	-	0
12/09	ATLANTA	W	S	7	3	4	0.0	0	0	0	0	-	-	-	0
12/16	@ San Diego	W	S	3	2	1	0.0	0	0	0	1	-	-	-	0
12/23	OAKLAND	W	S	2	2	0	0.0	0	0	0	0	-	-	-	0
12/30	@ New Orleans	W	S	4	2	2	0.0	0	0	0	0	-	-	-	0
TOTALS			5/4	17	9	8	0.0	0	0	0	1	0	0	0	0

NATE CHANDLER

TACKLE • UCLA

SECOND NFL SEASON
SECOND PANTHERS SEASON



Ht: 6-4 Wt: 310 • Born: June 1, 1989 • NFL Games Played/Started: 10/0 • Acquired: FA-12

PRO CAREER

- Will play as an offensive tackle for Carolina in 2013 after spending his rookie season on the defensive line.
- Played in 10 games on the defensive line for Carolina in 2012...Recorded five tackles, three quarterback pressures and one fumble recovery.
- Contributed to unit that ranked 10th in the NFL in total defense and ninth in sacks per pass play in 2012.

TRANSACTIONS: Signed as a free agent from practice squad by Carolina (10/26/12)...Signed to practice squad by Carolina (9/1/12)...Waived by Carolina (8/31/12)...Signed as an undrafted rookie free agent by Carolina (5/11/12).

GP/GS: Career (10/0); 2012 (10/0).

2012: Signed as an undrafted rookie free agent by Carolina (5/11)...Played in 10 games after spending the first six games on the Panthers' practice squad...Recorded five tackles, three quarterback pressures and one fumble recovery...Contributed to unit that ranked 10th in the NFL in total defense and ninth in sacks per pass play...**At San Diego (12/16):** Recovered a fumble by Chargers quarterback

Philip Rivers, which set up a touchdown.

COLLEGE: Played in 49 games with 15 starts at UCLA...Moved to defensive line as a junior after beginning career at tight end and offensive line...Produced 37 tackles, 3.5 tackles for loss, two sacks, one quarterback pressure, one fumble recovery and two passes defended...Notched two catches for eight yards...Played in 14 games with five starts as a senior in 2011...Recorded 16 tackles, 2.5 tackles for loss, one sack and one pass defended...Played in 12 games as a junior in 2010, starting four games at defensive end and four games at defensive tackle...Compiled 21 tackles, one tackle for loss, one sack, one quarterback pressure, one fumble recovery and one pass defended...Played in 11 games as a reserve tight end and on special teams as a sophomore in 2009...Caught one pass for five yards...As a freshman in 2008, played in 12 games at tight end, along the offensive line and on special teams...Started two games at tight end...Posted one reception for three yards...Redshirted as a true freshman in 2007.

PERSONAL: Attended Mira Mesa HS in San Diego, Calif.... Majored in history at UCLA.

NATE CHANDLER CAREER STATISTICS

Year	Team	GP/GS	Tot	T	A	Sack	Yds	INT	Yds	Lg	TD	PD	FF	FR	Yds
2012	Carolina	10/0	5	4	1	0.0	0.0	0	0	0	0	0	0	1	0
Totals		10/0	5	4	1	0.0	0.0	0	0	0	0	0	0	1	0

SINGLE-GAME CAREER HIGHS

TACKLES 2 at San Diego (12/16/12)

FUMBLE RECOVERIES 1 at San Diego (12/16/12)

ADMINISTRATION
& COACHES

NATE
CHANDLER

ROOKIES

2012 IN REVIEW

RECORDS

TEAM HISTORY

REFERENCE

NATE CHANDLER GAME-BY-GAME

2012 CAROLINA

Date	Opp	W/L	P/S	T	S	A	SACK	QBP	FR	FF	PD	INT	YDS	LG	TD
09/09	@ Tampa Bay	L						practice squad							
09/16	NEW ORLEANS	W						practice squad							
09/20	NEW YORK GIANTS	L						practice squad							
09/30	@ Atlanta	L						practice squad							
10/07	SEATTLE	L						practice squad							
10/21	DALLAS	L						practice squad							
10/28	@ Chicago	L	P	0	0	0	0.0	0	0	0	0	-	-	-	0
11/04	@ Washington	W	P	1	1	0	0.0	1	0	0	0	-	-	-	0
11/11	DENVER	L	P	0	0	0	0.0	0	0	0	0	-	-	-	0
11/18	TAMPA BAY	L	P	1	1	0	0.0	0	0	0	0	-	-	-	0
11/26	@ Philadelphia	W	P	0	0	0	0.0	0	0	0	0	-	-	-	0
12/02	@ Kansas City	L	P	0	0	0	0.0	0	0	0	0	-	-	-	0
12/09	ATLANTA	W	P	0	0	0	0.0	2	0	0	0	-	-	-	0
12/16	@ San Diego	W	P	2	2	0	0.0	0	1	0	0	-	-	-	0
12/23	OAKLAND	W	P	1	0	1	0.0	0	0	0	0	-	-	-	0
12/30	@ New Orleans	W	P	0	0	0	0.0	0	0	0	0	-	-	-	0
TOTALS			10/0	5	4	1	0.0	3	1	0	0	0	0	0	0

JIMMY CLAUSEN

QUARTERBACK • NOTRE DAME

FOURTH NFL SEASON
FOURTH PANTHERS SEASON



Ht: 6-2 Wt: 210 • Born: September 21, 1987 • NFL Games Played/Started: 13/10 • Acquired: D2-10

PRO CAREER

- Reserve quarterback for Carolina in 2011 and 2012.
- Played in 13 games with 10 starts as a rookie with Carolina in 2010...Completed 157-of-299 attempts for 1,558 yards with three touchdowns and nine interceptions.
- Appeared in his first NFL contest at New York Giants (9/12/10) for injured quarterback Matt Moore.
- Made his first NFL start vs. Cincinnati (9/26/10) and completed 16-of-33 passes for 188 yards with no touchdowns and one interception.
- Connected with running back Jonathan Stewart on a 55-yard scoring strike for his first career touchdown pass at New Orleans (10/3/10).

TRANSACTIONS: Selected by Carolina in the second round (48th overall) of the 2010 NFL Draft (4/23/10).

GP/GS: Career (13/10); 2012 (0/0); 2011 (0/0); 2010 (13/10).

2012: Inactive for all 16 games for Carolina.

COLLEGE: Finished career ranked first or second in 32 passing categories at Notre Dame, including tops in ca-

reer completion percentage, completions per game for a career and tied for first in lowest interception percentage over a career...Completed 695-of-1,110 pass attempts for 8,148 yards with 60 touchdowns and 27 interceptions while starting 34 of 35 games played for the Irish... Only Brady Quinn (11,762 yards, 2003-06) threw for more yards in Irish annals...Clausen's 3,722 yards in 2009 and 3,172 yards in 2008 rank third and fourth, respectively, on the school's season-record chart, topped by Quinn's 3,426 in 2006 and 3,919 in 2005...Average of 232.8 yards per game passing placed second to Quinn's average of 240.0 yards on the Irish all-time record chart...Joined Quinn (326.6 ypg in 2005) as the only players in Notre Dame history to average over 300 yards passing per game in a season (Clausen averaged 310.17 ypg in 2009)...60 touchdown passes rank behind Quinn's 95 on the school career-record chart...25 touchdown tosses (fourth) in 2008 and 28 scoring strikes (third) in 2009 placed behind Quinn (32 in 2005 and 37 in 2006) on Notre Dame's annual record list.

PERSONAL: Attended Oaks Christian HS in Westlake Village, Calif...Majored in sociology at Notre Dame.

JIMMY CLAUSEN CAREER STATISTICS

PASSING

Year	Team	GP	GS	Att	Cmp	Pct	Yds	Yds/Att	TD	Int	Lg	Sk	YdsLst	Rtg
2010	Carolina	13	10	299	157	52.5	1558	5.21	3	9	55t	33	223	58.4
2011	Carolina	0	0	0	0	0.0	0	0.00	0	0	0	0	0	0.0
2012	Carolina	0	0	0	0	0.0	0	0.00	0	0	0	0	0	0.0
Totals		13	10	299	157	52.5	1558	5.21	3	9	55t	33	223	58.4

RUSHING

Year	Team	Att	Yds	Avg	Lg	TD
2010	Carolina	23	57	2.5	11	0
2011	Carolina	0	0	0.0	0	0
2012	Carolina	0	0	0.0	0	0
Totals		23	57	2.5	11	0

SINGLE-GAME CAREER HIGHS

PASS ATTEMPTS	34	at Seattle (12/5/10)
PASS COMPLETIONS	19	at Atlanta (1/2/10)
COMPLETION PCT.	68.4	vs. Arizona (12/19/10)
PASSING YARDS	195	at Cleveland (11/28/10)
LONG PASS	55t	at New Orleans (10/3/10)
TOUCHDOWN PASSES	1	three times, last at Atlanta (1/2/10)
INTERCEPTIONS	1	nine times, last at Atlanta (1/2/10)

ADMINISTRATION
& COACHES

JIMMY
CLAUSEN

ROOKIES

2012 IN REVIEW

RECORDS

TEAM HISTORY

REFERENCE

JIMMY CLAUSEN GAME-BY-GAME

2012 CAROLINA

Date	Opp	W/L	P/S	Att	Cmp	Yds	Pct	TD	INT	LG	SK/YD	Rtg	Score
09/09	@ Tampa Bay	L						INACTIVE					10-16
09/16	NEW ORLEANS	W						INACTIVE					35-27
09/20	NEW YORK GIANTS	L						INACTIVE					7-36
09/30	@ Atlanta	L						INACTIVE					28-30
10/07	SEATTLE	L						INACTIVE					12-16
10/21	DALLAS	L						INACTIVE					14-19
10/28	@ Chicago	L						INACTIVE					22-23
11/04	@ Washington	W						INACTIVE					21-13
11/11	DENVER	L						INACTIVE					14-36
11/18	TAMPA BAY	L						INACTIVE					21-27
11/26	@ Philadelphia	W						INACTIVE					30-22
12/02	@ Kansas City	L						INACTIVE					21-27
12/09	ATLANTA	W						INACTIVE					30-20
12/16	@ San Diego	W						INACTIVE					31-7
12/23	OAKLAND	W						INACTIVE					17-6
12/30	@ New Orleans	W						INACTIVE					44-38
TOTALS			0/0	0	0	0	0.0	0	0	0	0/0	0.0	

2011 CAROLINA

Date	Opp	W/L	P/S	Att	Cmp	Yds	Pct	TD	INT	LG	SK/YD	Rtg	Score
09/11	@ Arizona	L						INACTIVE					21-28
09/18	GREEN BAY	L						INACTIVE					23-30
09/25	JACKSONVILLE	W						INACTIVE					16-10
10/02	@ Chicago	L						INACTIVE					29-34
10/09	NEW ORLEANS	L						INACTIVE					27-30
10/16	@ Atlanta	L						INACTIVE					17-31
10/23	WASHINGTON	W						INACTIVE					33-20
10/30	MINNESOTA	L						INACTIVE					21-24
11/13	TENNESSEE	L						INACTIVE					3-30
11/20	@ Detroit	L						INACTIVE					35-49
11/27	@ Indianapolis	W						INACTIVE					27-19
12/04	@ Tampa Bay	W						INACTIVE					38-19
12/11	ATLANTA	L						INACTIVE					23-31
12/18	@ Houston	W						INACTIVE					28-13
12/24	TAMPA BAY	W						INACTIVE					48-16
01/01	@ New Orleans	L						INACTIVE					17-45
TOTALS			0/0	0	0	0	0.0	0	0	0	0/0	0.0	

2010 CAROLINA

Date	Opp	W/L	P/S	Att	Cmp	Yds	Pct	TD	INT	LG	SK/YD	Rtg	Score
09/12	@ New York Giants	L	P	2	0	0	0.0	0	0	0	0/0	39.6	18-31
09/19	TAMPA BAY	L	P	13	7	59	53.8	0	1	19	0/0	33.8	7-28
09/26	CINCINNATI	L	S	33	16	188	48.5	0	1	44	1/8	53.6	7-20
10/03	@ New Orleans	L	S	21	11	146	52.4	1	0	55t	3/13	90.6	14-16
10/10	CHICAGO	L	S	22	9	61	40.9	0	1	16	5/34	29.7	6-23
10/24	SAN FRANCISCO	W		DID NOT PLAY									
10/31	@ St. Louis	L		DID NOT PLAY									
11/07	NEW ORLEANS	L	P	18	8	47	44.4	0	1	13	2/21	28.5	3-34
11/14	@ Tampa Bay	L	S	29	16	191	55.2	0	0	34	2/9	75.5	16-31
11/21	BALTIMORE	L		INACTIVE - CONCUSSION									
11/28	@ Cleveland	L	S	28	16	195	57.1	0	1	32	3/20	63.8	23-24
12/05	@ Seattle	L	S	34	18	169	52.9	0	1	39	3/17	54.7	14-31
12/12	ATLANTA	L	S	24	14	107	58.3	0	1	22	5/31	51.9	10-31
12/19	ARIZONA	W	S	19	13	141	68.4	1	0	29	2/15	107.6	19-12
12/23	@ Pittsburgh	L	S	23	10	72	43.5	0	1	15	4/27	33.2	3-27
01/02	@ Atlanta	L	S	33	19	182	57.6	1	1	31	3/28	70.5	10-31
TOTALS			13/10	299	157	1558	52.5	3	9	55t	33/223	58.4	

ADMINISTRATION
& COACHES

JIMMY
CLAUSEN

ROOKIES

2012 IN REVIEW

RECORDS

TEAM HISTORY

REFERENCE

COLIN COLE

DEFENSIVE TACKLE • IOWA

SEVENTH NFL SEASON
FIRST PANTHERS SEASON



Ht: 6-2 Wt: 335 • Born: June 24, 1980 • NFL Games Played/Started: 84/34 [2/2] • Acquired: FA-13

PRO CAREER

- Attended training camp with Seattle in 2011, but was released/failed physical in final roster cutdown due to injured left ankle...Did not play in 2012.

- Started 11 regular season games for Seattle in 2010... Gathered 44 tackles, one sack and five passes defended... Started both postseason games... Accounted for six tackles and one pass defended.

- Played in 16 games with 15 starts in 2009, his first season in Seattle... Posted 48 tackles, one fumble recovery and two passes defended.

- Played in 16 games for Green Bay in 2008... Recorded 30 tackles, a half-sack and four passes defended.

- Played in seven games for Green Bay in 2007 before broken left forearm ended his season.

- Played in 15 games with three starts for Green Bay in 2006... Produced 53 tackles, one sack, two forced fumbles and one pass defended.

- Accumulated a career-high eight tackles vs. New England (11/19/06)... Also generated a sack and forced fumble on the same play, bringing down and stripping the ball from Patriots quarterback Tom Brady.

- Tallied career highs of 62 tackles and two sacks in 2005 as a member of the Green Bay Packers... Played in 16 games with four starts.

- Racked up first career sack at Minnesota (10/23/05), dropping Vikings quarterback Daunte Culpepper for a four-yard loss.

- Made first NFL start at nose tackle at Chicago (1/2/05).

- Played in three games with one start for Green Bay in

2004 after spending 10 games on the team's practice squad.

- Inactive for three games for Minnesota and Detroit as a rookie in 2003.

TRANSACTIONS: Signed as a free agent by Carolina (2/7/13)... Released/failed physical by Seattle (9/3/11)... Signed as an unrestricted free agent by Seattle (3/2/09)... Placed on injured reserve with an injured left arm by Green Bay (11/26/07)... Signed as a free agent from practice squad by Green Bay (11/30/04)... Signed to practice squad by Green Bay (9/16/04)... Terminated from practice squad by Detroit (9/8/04)... Signed to practice squad by Detroit (9/7/04)... Waived by Detroit (9/5/04)... Signed as a free agent by Detroit (12/23/03)... Waived by Minnesota (10/7/03)... Signed as a free agent from practice squad by Minnesota (10/1/03)... Signed to practice squad by Minnesota (9/25/03)... Waived by Minnesota (9/9/03)... Signed as an undrafted rookie free agent by Minnesota (5/2/03).

GP/GS: Career (84/34) [2/2]; 2010 (11/11) [2/2]; 2009 (16/15); 2008 (16/0); 2007 (7/0); 2006 (15/3); 2005 (16/4); 2004 (3/1) [0/0]; 2003 (0/0).

2012: Did not play football during the 2012 season.

COLLEGE: Played in 46 games with 36 starts at Iowa... Totaled 213 tackles, 23 sacks, three forced fumbles and three fumble recoveries... Earned All-Big 10 Conference honors as a senior in 2002 after shifting to defensive tackle from defensive end and posting 85 tackles and nine sacks.

PERSONAL: Attended South Plantation HS in Plantation, Fla.... Graduated from Iowa with a degree in African-American studies.

COLIN COLE CAREER STATISTICS

Year	Team	GP/GS	Tot	T	A	Sack	Yds	INT	Yds	Lg	TD	PD	FF	FR	Yds
2003	Min./Detroit	0/0	0	0	0	0.0	0.0	0	0	0	0	0	0	0	0
2004	Green Bay	3/1	7	6	1	0.0	0.0	0	0	0	0	0	0	0	0
2005	Green Bay	16/4	62	34	28	2.0	8.0	0	0	0	0	2	0	0	0
2006	Green Bay	15/3	53	31	22	1.0	4.0	0	0	0	0	1	2	0	0
2007	Green Bay	7/0	13	7	6	0.0	0.0	0	0	0	0	1	0	0	0
2008	Green Bay	16/0	30	19	11	0.5	5.0	0	0	0	0	4	0	0	0
2009	Seattle	16/15	48	29	19	0.0	0.0	0	0	0	0	2	0	0	2
2010	Seattle	11/11	44	26	8	1.0	1.0	0	0	0	0	5	0	0	0
Totals		84/34	257	162	95	4.5	18.0	0	0	0	0	15	2	1	2

POSTSEASON

Year	Team	GP/GS	Tot	T	A	Sack	Yds	INT	Yds	Lg	TD	PD	FF	FR	Yds
2004	Green Bay	0/0	0	0	0	0.0	0.0	0	0	0	0	0	0	0	0
2007	Green Bay		INJURED RESERVE/ARM												
2010	Seattle	2/2	6	5	1	0.0	0.0	0	0	0	0	1	0	0	0
Totals		2/2	6	5	1	0.0	0.0	0	0	0	0	1	0	0	0

SINGLE-GAME CAREER HIGHS

TACKLES	8	vs. New England (11/19/06)
SACKS	1	four times, last at Oakland (10/31/10)
FORCED FUMBLES	1	two times, last vs. New England (11/19/06)
FUMBLE RECOVERIES	1	at Dallas (11/1/09)

THOMAS DAVIS

LINEBACKER • GEORGIA

NINTH NFL SEASON
NINTH PANTHERS SEASON



Ht: 6-1 Wt: 235 • Born: March 22, 1983 • NFL Games Played/Started: 86/68 [4/1] • Acquired: D1-05

PRO CAREER

• Played in 15 games with 12 starts for Carolina in 2012, completing comeback from tearing the anterior cruciate ligament in his right knee in 2009, 2010 and 2011... Became the first known NFL player to return and play a full season after having three ACL surgeries on the same knee... Finished second on the team with 118 tackles, his second career 100-tackle season.

• Contributed to unit that ranked 10th in the NFL in total defense in 2012.

• Tied career high with 18 tackles vs. Tampa Bay (11/18/12), equaling the third-highest single-game total in team history... Originally recorded 18 tackles vs. Philadelphia (9/13/09).

• Started the first two games at strongside linebacker for Carolina in 2011 before being placed on injured reserve with an injured right knee... Collected 17 tackles, two quarterback pressures and one fumble recovery.

• Missed entire 2010 season with a right knee injury.

• Appeared in seven games in 2009 before being placed on injured reserve with a right knee injury.

• Recorded a career high in tackles (136) and sacks (3.5) in 2008.

• Tied with defensive tackle Maake Kemoeatu for the team lead with nine tackles for loss in 2007.

• Registered his first career interception when he victimized Dallas quarterback Tony Romo in the fourth quarter (12/22/07).

• Ranked second on defense with 96 tackles in 2006.

• Registered his first NFL sack vs. New England (9/18/05) when he took down Patriots quarterback Tom Brady.

• Forced first career fumble at Arizona (10/9/05) against Cardinals wide receiver Anquan Boldin recovered by Ken Lucas to start Panthers game-winning rally.

• Earned first NFL start at safety as a rookie in season-opener vs. New Orleans (9/11/05).

TRANSACTIONS: Placed on injured reserve with an injured right knee by Carolina (9/19/11)... Signed to contract extension by Carolina (7/30/11)... Placed on reserve/physically unable to perform with an injured right knee by Carolina (8/31/10)... Placed on injured reserve with an injured right knee by Carolina (11/10/09)... Selected by Carolina in the first round (14th overall) of the 2005 NFL Draft (4/23/05).

GP/GS: Career (86/68) [4/1]; 2012 (15/12); 2011 (2/2); 2010 (PUP); 2009 (7/7); 2008 (16/16) [1/1]; 2007 (16/16); 2006 (14/14); 2005 (16/1) [3/0].

2012: Played in 15 games with 12 starts for Carolina... Started the last 12 games at weakside linebacker when Luke Kuechly moved to middle linebacker following a season-ending injury to Jon Beason... Completed comeback from tearing the anterior cruciate ligament in his right knee in 2009, 2010 and 2011... Became the first known NFL player to return and play a full season after having three ACL surgeries on the same knee... Finished second on the team with 118 tackles, his second career 100-tackle season... Registered two forced fumbles, one fumble recovery, one interception, two passes defended and three quarterback pressures... Contributed to unit that ranked 10th in the NFL in total defense... Notched two special teams tackles... Inactive with an injured hamstring versus the New York Giants (9/20)... **vs. Dallas (10/21):** Forced a fumble by Cowboys wide receiver Miles Austin... Takeaway led to a touchdown... **vs. Tampa Bay (11/18):** Tied career high with 18 tackles, equaling the third-highest single-game total in team history... Caused a fumble to prevent a touchdown by jarring the ball away from Buccaneers running back Doug Martin at the goal line... Panthers converted takeaway into a touchdown... **At Philadelphia (11/26):** Recovered a fumble by Eagles running back Bryce Brown to set up the game-winning field goal... **vs. Kansas City (12/2):** Tied for the team lead with 16 tackles... **vs. Atlanta (12/9):** Intercepted Falcons quarterback Matt Ryan in Panthers territory to end a fourth-quarter drive and seal the victory... **At San Diego (12/16):** Collected a team-high nine tackles.

COLLEGE: Ended career at Georgia with 272 tackles, 10.5 sacks, three interceptions, and 17 tackles for loss... Entered draft following junior season... Earned starts in 25 of the 39 games played... Contributed as a free safety and linebacker... Unanimous first-team All-SEC selection as a junior... First-team All-America by *The Sporting News* and the American Football Coaches Association... Semifinalist for the Bednarik Award, given to the nation's top defensive player... Started 10 games at free safety and led the Bulldogs in tackles with 81 for the second consecutive season... Collected three sacks, five tackles for loss, three forced fumbles and one interception on the season.

PERSONAL: Attended Randolph-Clay HS in Shellman, Ga.... Majored in consumer economics at Georgia... Named the Panthers Ed Block Courage Award Winner in 2011.

THOMAS DAVIS CAREER STATISTICS

Year	Team	GP/GS	Tot	T	A	Sack	Yds	INT	Yds	Lg	TD	PD	FF	FR	Yds
2005	Carolina	16/1	28	18	10	1.5	13.0	0	0	0	0	0	1	0	0
2006	Carolina	14/14	96	73	23	1.5	10.0	0	0	0	0	4	1	0	0
2007	Carolina	16/16	85	68	17	3.0	22.0	1	0	0	0	6	2	1	0
2008	Carolina	16/16	136	94	42	3.5	24.5	0	0	0	0	5	2	1	0
2009	Carolina	7/7	71	53	18	1.5	15.0	2	24	24	0	3	0	0	0
2010	Carolina	PHYSICALLY UNABLE TO PERFORM/RIGHT KNEE													
2011	Carolina	2/2	17	8	9	0.0	0.0	0	0	0	0	0	0	1	0
2012	Carolina	15/12	118	85	33	0.0	0.0	1	0	0	0	2	2	1	0
Totals		86/68	551	391	152	11.0	84.5	4	24	24	0	20	8	4	0

POSTSEASON

Year	Team	GP/GS	Tot	T	A	Sack	Yds	INT	Yds	Lg	TD	PD	FF	FR	Yds
2005	Carolina	3/0	4	4	0	1.0	7	0	0	0	0	0	0	0	0
2008	Carolina	1/1	11	9	2	0.0	0	0	0	0	0	0	0	0	0
Totals		4/1	15	13	2	1.0	7	0	0	0	0	0	0	0	0

ADDITIONAL STATISTICS

SPECIAL TEAMS TACKLES: 2005 (10); 2005 Postseason (1); 2006 (5); 2007 (1); 2012 (2).

SINGLE-GAME CAREER HIGHS

TACKLES	18	two times, last vs. Tampa Bay (11/18/12)
SACKS	1.5	vs. St. Louis (11/19/06)
INTERCEPTIONS	1	four times, last vs. Atlanta (12/9/12)
FORCED FUMBLES	1	eight times, last vs. Tampa Bay (11/18/12)
FUMBLE RECOVERIES	1	four times, last at Philadelphia (11/26/12)

THOMAS DAVIS GAME-BY-GAME

2012 CAROLINA

Date	Opp	W/L	P/S	T	S	A	SACK	QBP	FR	FF	PD	INT	YDS	LG	TD
09/09	@ Tampa Bay	L	P	3	2	1	0.0	1	0	0	0	-	-	-	0
09/16	NEW ORLEANS	W	P	1	1	0	0.0	1	0	0	1	-	-	-	0
09/20	NEW YORK GIANTS	L					INACTIVE - HAMSTRING								
09/30	@ Atlanta	L	P	4	3	1	0.0	0	0	0	0	-	-	-	0
10/07	SEATTLE	L	S	8	6	2	0.0	0	0	0	0	-	-	-	0
10/21	DALLAS	L	S	12	7	5	0.0	0	0	1	0	-	-	-	0
10/28	@ Chicago	L	S	5	3	2	0.0	0	0	0	0	-	-	-	0
11/04	@ Washington	W	S	9	6	3	0.0	0	0	0	1	-	-	-	0
11/11	DENVER	L	S	3	2	1	0.0	0	0	0	0	-	-	-	0
11/18	TAMPA BAY	L	S	18	11	7	0.0	0	0	1	0	-	-	-	0
11/26	@ Philadelphia	W	S	5	4	1	0.0	0	1	0	0	-	-	-	0
12/02	@ Kansas City	L	S	16	13	3	0.0	0	0	0	0	-	-	-	0
12/09	ATLANTA	W	S	10	6	4	0.0	0	0	0	0	1	0	0	0
12/16	@ San Diego	W	S	9	8	1	0.0	1	0	0	0	-	-	-	0
12/23	OAKLAND	W	S	10	10	0	0.0	0	0	0	0	-	-	-	0
12/30	@ New Orleans	W	S	5	3	2	0.0	0	0	0	0	-	-	-	0
TOTALS				15/12	118	85	33	0.0	3	1	2	2	1	0	0

2011 CAROLINA

Date	Opp	W/L	P/S	T	S	A	SACK	QBP	FR	FF	PD	INT	YDS	LG	TD
09/11	@ Arizona	L	S	11	6	5	0.0	1	1	0	0	-	-	-	0
09/18	GREEN BAY	L	S	6	2	4	0.0	1	0	0	0	-	-	-	0
09/25	JACKSONVILLE	W					INJURED RESERVE - KNEE								
10/02	@ Chicago	L					INJURED RESERVE - KNEE								
10/09	NEW ORLEANS	L					INJURED RESERVE - KNEE								
10/16	@ Atlanta	L					INJURED RESERVE - KNEE								
10/23	WASHINGTON	W					INJURED RESERVE - KNEE								
10/30	MINNESOTA	L					INJURED RESERVE - KNEE								
11/13	TENNESSEE	L					INJURED RESERVE - KNEE								
11/20	@ Detroit	L					INJURED RESERVE - KNEE								
11/27	@ Indianapolis	W					INJURED RESERVE - KNEE								
12/04	@ Tampa Bay	W					INJURED RESERVE - KNEE								
12/11	ATLANTA	L					INJURED RESERVE - KNEE								
12/18	@ Houston	W					INJURED RESERVE - KNEE								
12/24	TAMPA BAY	W					INJURED RESERVE - KNEE								
01/01	@ New Orleans	L					INJURED RESERVE - KNEE								
TOTALS			2/2	17	8	9	0.0	2	1	0	0	0	0	0	0

2009 CAROLINA

Date	Opp	W/L	P/S	T	S	A	SACK	QBP	FR	FF	PD	INT	YDS	LG	TD
09/13	PHILADELPHIA	L	S	18	13	5	0.0	0	0	0	1	-	-	-	0
09/20	@ Atlanta	L	S	14	11	3	0.0	0	0	0	0	-	-	-	0
09/28	@ Dallas	L	S	8	7	1	1.0	0	0	0	0	-	-	-	0
10/11	WASHINGTON	W	S	8	4	4	0.5	0	0	0	0	-	-	-	0
10/18	@ Tampa Bay	W	S	7	7	0	0.0	0	0	0	1	1	24	24	0
10/25	BUFFALO	L					INACTIVE - HAMSTRING								
11/01	@ Arizona	W	S	8	5	3	0.0	0	0	0	1	1	0	0	0
11/08	@ New Orleans	L	S	8	6	2	0.0	0	0	0	0	-	-	-	0
11/15	ATLANTA	W					INJURED/RESERVE - KNEE								
11/19	MIAMI	L					INJURED/RESERVE - KNEE								
11/29	@ New York Jets	L					INJURED/RESERVE - KNEE								
12/06	TAMPA BAY	W					INJURED/RESERVE - KNEE								
12/13	@ New England	L					INJURED/RESERVE - KNEE								
12/20	MINNESOTA	W					INJURED/RESERVE - KNEE								
12/27	@ New York Giants	W					INJURED/RESERVE - KNEE								
01/03	NEW ORLEANS	W					INJURED/RESERVE - KNEE								
TOTALS			7/7	71	53	18	1.5	0	0	0	2	2	24	24	0

2008 CAROLINA

Date	Opp	W/L	P/S	T	S	A	SACK	QBP	FR	FF	PD	INT	YDS	LG	TD
09/14	@ San Diego	W	S	6	3	3	0.0	0	0	0	1	-	-	-	0
09/28	CHICAGO	W	S	11	8	3	0.0	0	0	1	0	-	-	-	0
09/21	@ Minnesota	L	S	11	4	7	0.0	0	0	0	0	-	-	-	0
09/28	ATLANTA	W	S	8	6	2	0.0	0	0	0	0	-	-	-	0
10/05	KANSAS CITY	W	S	6	6	0	0.0	0	0	0	0	-	-	-	0
10/12	@ Tampa Bay	L	S	9	8	1	0.0	0	0	0	0	-	-	-	0
10/19	NEW ORLEANS	W	S	9	7	2	0.0	1	0	0	0	-	-	-	0
10/26	ARIZONA	W	S	6	5	1	0.0	0	1	0	0	-	-	-	0
11/09	@ Oakland	W	S	12	6	6	1.0	0	0	0	0	-	-	-	0
11/16	DETROIT	W	S	11	8	3	0.5	1	0	1	1	-	-	-	0
11/23	@ Atlanta	L	S	3	3	0	0.0	0	0	0	0	-	-	-	0
11/30	@ Green Bay	W	S	8	5	3	0.0	1	0	0	0	-	-	-	0
12/08	TAMPA BAY	W	S	8	6	2	0.0	0	0	0	1	-	-	-	0
12/14	DENVER	W	S	9	5	4	1.0	0	0	0	1	-	-	-	0
12/21	@ New York Giants	L	S	11	9	2	1.0	0	0	0	0	-	-	-	0
12/28	@ New Orleans	W	S	8	5	3	0.0	0	0	0	1	-	-	-	0
TOTALS			16/16	136	94	42	3.5	3	1	2	5	0	0	0	0
POSTSEASON															
01/10	ARIZONA	L	S	11	9	2	0.0	0	0	0	0	0	0	0	0
TOTALS			1/1	11	9	2	0.0	0	0	0	0	0	0	0	0

2007 CAROLINA

Date	Opp	W/L	P/S	T	S	A	SACK	QBP	FR	FF	PD	INT	YDS	LG	TD
09/09	@ St. Louis	W	S	3	2	1	0.0	0	0	0	0	-	-	-	0
09/16	HOUSTON	L	S	7	6	1	0.0	1	0	0	1	-	-	-	0
09/23	@ Atlanta	W	S	10	9	1	0.0	1	0	0	0	-	-	-	0
09/30	TAMPA BAY	L	S	5	5	0	0.0	1	1	0	0	-	-	-	0
10/07	@ New Orleans	W	S	7	7	0	0.0	0	0	0	1	-	-	-	0
10/14	@ Arizona	W	S	5	3	2	0.0	0	0	0	1	-	-	-	0
10/28	INDIANAPOLIS	L	S	4	4	0	0.0	1	0	0	1	-	-	-	0
11/04	@ Tennessee	L	S	5	3	2	1.0	0	0	1	0	-	-	-	0
11/11	ATLANTA	L	S	4	4	0	0.0	2	0	0	0	-	-	-	0
11/18	@ Green Bay	L	S	8	5	3	0.0	0	0	0	0	-	-	-	0
11/25	NEW ORLEANS	L	S	5	4	1	0.0	0	0	0	0	-	-	-	0
12/02	SAN FRANCISCO	W	S	5	5	0	1.0	0	0	0	0	-	-	-	0
12/09	@ Jacksonville	L	S	6	5	1	0.0	3	0	0	1	-	-	-	0
12/16	SEATTLE	W	S	4	1	3	1.0	0	0	1	0	-	-	-	0
12/22	DALLAS	L	S	4	3	1	0.0	1	0	0	1	1	0	0	0
12/30	@ Tampa Bay	W	S	3	2	1	0.0	0	0	0	0	-	-	-	0
TOTALS				16/16	85	68	17	3.0	10	1	2	6	1	0	0

2006 CAROLINA

Date	Opp	W/L	P/S	T	S	A	SACK	QBP	FR	FF	PD	INT	YDS	LG	TD
09/10	ATLANTA	L	S	6	4	2	0.0	1	0	1	0	-	-	-	0
09/17	@ Minnesota	L	S	6	3	3	0.0	0	0	0	0	-	-	-	0
09/24	@ Tampa Bay	W	S	7	6	1	0.0	1	0	0	2	-	-	-	0
10/01	NEW ORLEANS	W	S	6	4	2	0.0	0	0	0	0	-	-	-	0
10/08	CLEVELAND	W	S	11	10	1	0.0	0	0	0	0	-	-	-	0
10/15	@ Baltimore	W	S	2	2	0	0.0	1	0	0	0	-	-	-	0
10/22	@ Cincinnati	L					INACTIVE - RIBS								
10/29	DALLAS	L	S	12	8	4	0.0	0	0	0	0	-	-	-	0
11/13	TAMPA BAY	W	S	8	5	3	0.0	2	0	0	0	-	-	-	0
11/19	ST. LOUIS	W	S	10	9	1	1.5	2	0	0	0	-	-	-	0
11/26	@ Washington	L	S	5	3	2	0.0	0	0	0	1	-	-	-	0
12/04	@ Philadelphia	L	S	7	7	0	0.0	1	0	0	0	-	-	-	0
12/10	NEW YORK GIANTS	L	S	8	5	3	0.0	2	0	0	1	-	-	-	0
12/17	PITTSBURGH	L	S	4	3	1	0.0	0	0	0	0	-	-	-	0
12/24	@ Atlanta	W	S	4	4	0	0.0	1	0	0	0	-	-	-	0
12/31	@ New Orleans	W					INACTIVE - SHOULDER								
TOTALS				14/14	96	73	23	1.5	11	0	1	4	0	0	0

ADMINISTRATION
& COACHES

THOMAS
DAVIS

ROOKIES

2012 IN REVIEW

RECORDS

TEAM HISTORY

REFERENCE

2005 CAROLINA

Date	Opp	W/L	P/S	T	S	A	SACK	QBP	FR	FF	PD	INT	YDS	LG	TD			
09/11	NEW ORLEANS	L	S	6	4	2	0.0	0	0	0	0	-	-	-	0			
09/18	NEW ENGLAND	W	P	1	1	0	1.0	0	0	0	0	-	-	-	0			
09/25	@ Miami	L	P	0	0	0	0.0	0	0	0	0	-	-	-	0			
10/03	GREEN BAY	W	P	0	0	0	0.0	1	0	0	0	-	-	-	0			
10/09	@ Arizona	W	P	3	2	1	0.0	0	0	1	0	-	-	-	0			
10/16	@ Detroit	W	P	3	2	1	0.0	0	0	0	0	-	-	-	0			
10/30	MINNESOTA	W	P	0	0	0	0.0	1	0	0	0	-	-	-	0			
11/06	@ Tampa Bay	W	P	1	1	0	0.0	0	0	0	0	-	-	-	0			
11/13	NEW YORK JETS	W	P	3	2	1	0.0	0	0	0	0	-	-	-	0			
11/20	@ Chicago	L	P	0	0	0	0.0	0	0	0	0	-	-	-	0			
11/27	@ Buffalo	W	P	0	0	0	0.0	0	0	0	0	-	-	-	0			
12/04	ATLANTA	W	P	4	1	3	0.5	1	0	0	0	-	-	-	0			
12/11	TAMPA BAY	L	P	0	0	0	0.0	0	0	0	0	-	-	-	0			
12/18	@ New Orleans	W	P	3	1	2	0.0	1	0	0	0	-	-	-	0			
12/24	DALLAS	L	P	1	1	0	0.0	0	0	0	0	-	-	-	0			
01/01	@ Atlanta	W	P	3	3	0	0.0	1	0	0	0	-	-	-	0			
TOTALS				16/1			28	18	10	1.5	5	0	1	0	0	0	0	0
POSTSEASON																		
01/08	@ New York Giants	W	P	1	1	0	1.0	0	0	0	0	-	-	-	-	0		
01/15	@ Chicago	W	P	2	2	0	0.0	0	0	0	0	-	-	-	-	0		
01/22	@ Seattle	L	P	1	1	0	0.0	0	0	0	0	-	-	-	-	0		
TOTALS				3/0			4	4	0	1.0	0	0	0	0	0	0	0	0

JAMES DOCKERY

CORNERBACK • OREGON STATE

THIRD NFL SEASON
SECOND PANTHERS SEASON



Ht: 6-1 Wt: 185 • Born: November 9, 1988 • NFL Games Played/Started: 19/2 • Acquired: FA-12

PRO CAREER

- Played in seven games with two starts for Carolina in 2012...Recorded 17 tackles and one pass defended.
- Contributed to unit that ranked 10th in the NFL in total defense in 2012.
- Made first NFL start at San Diego (12/16/12).
- Notched a career-high six tackles at New Orleans (12/30/12).
- Played in 12 games for Cleveland in 2011...One of three undrafted rookies to make the Browns' opening day roster.

TRANSACTIONS: Signed as a free agent by Carolina (10/24/12)...Waived by Cleveland (8/31/12)...Signed as an undrafted rookie free agent by Cleveland (7/30/11).

GP/GS: (19/2); 2012 (7/2); 2011 (12/0).

2012: Signed as a free agent by Carolina (10/24)...Played in seven games with two starts...Recorded 17 tackles and one pass defended...Contributed to unit that ranked 10th in the NFL in total defense...Logged one special teams

tackle...Attended training camp with Cleveland before being waived in the final roster cutdown (8/31)...**At San Diego (12/16):** Made first NFL start as the Panthers opened with five defensive backs...**Vs. Oakland (12/23):** Started at left cornerback...**At New Orleans (12/30):** Notched a career-high six tackles.

COLLEGE: Played in 38 games with 25 starts at Oregon State...Totaled 106 tackles, six interceptions and 13 passes defended...Pac-10 Conference honorable mention as a senior in 2010...Started 12 games...Led the Beavers with four interceptions...Started 13 games as a junior in 2009...Tied for second on the team with two interceptions and ranked first with eight passes defended in addition to collecting 38 tackles...Missed entire sophomore season in 2008 with a knee injury...Played in 13 games as a freshman in 2007...Redshirted as a true freshman in 2006.

PERSONAL: Attended Palm Desert (Calif.) HS...Majored in business administration at Oregon State.

JAMES DOCKERY CAREER STATISTICS

Year	Team	GP/GS	Tot	T	A	Sack	Yds	INT	Yds	Lg	TD	PD	FF	FR	Yds
2011	Cleveland	12/0	0	0	0	0.0	0.0	0	0	0	0	0	0	0	0
2012	Carolina	7/2	17	13	4	0.0	0.0	0	0	0	0	1	0	0	0
Totals		19/2	17	13	4	0.0	0.0	0	0	0	0	1	0	0	0

ADDITIONAL STATISTICS

SPECIAL TEAMS TACKLES: 2011 (5); 2012 (1).

SINGLE-GAME CAREER HIGHS

TACKLES 6 at New Orleans (12/30/12)
PASSES DEFENSED 1 vs. Oakland (12/23/12)

ADMINISTRATION
& COACHES

JAMES
DOCKERY

ROOKIES

2012 IN REVIEW

RECORDS

TEAM HISTORY

REFERENCE

JAMES DOCKERY GAME-BY-GAME

2012 CAROLINA

Date	Opp	W/L	P/S	T	S	A	SACK	QBP	FR	FF	PD	INT	YDS	LG	TD
10/28	@ Chicago	L						INACTIVE							
11/04	@ Washington	W	P	0	0	0	0.0	0	0	0	0	-	-	-	0
11/11	DENVER	L	P	0	0	0	0.0	0	0	0	0	-	-	-	0
11/18	TAMPA BAY	L	P	0	0	0	0.0	0	0	0	0	-	-	-	0
11/26	@ Philadelphia	W						INACTIVE							
12/02	@ Kansas City	L						INACTIVE							
12/09	ATLANTA	W	P	5	4	1	0.0	0	0	0	0	-	-	-	0
12/16	@ San Diego	W	S	4	3	1	0.0	0	0	0	0	-	-	-	0
12/23	OAKLAND	W	S	2	2	0	0.0	0	0	0	1	-	-	-	0
12/30	@ New Orleans	W	P	6	4	2	0.0	0	0	0	0	-	-	-	0
TOTALS			7/2	17	13	4	0.0	0	0	0	1	0	0	0	0

2011 CLEVELAND

Date	Opp	W/L	P/S	T	S	A	SACK	QBP	FR	FF	PD	INT	YDS	LG	TD
09/11	CINCINNATI	L	P	0	0	0	0.0	0	0	0	0	-	-	-	0
09/18	@ Indianapolis	W	P	0	0	0	0.0	0	0	0	0	-	-	-	0
09/25	MIAMI	W	P	0	0	0	0.0	0	0	0	0	-	-	-	0
10/02	TENNESSEE	L	P	0	0	0	0.0	0	0	0	0	-	-	-	0
10/16	@ Oakland	L	P	0	0	0	0.0	0	0	0	0	-	-	-	0
10/23	SEATTLE	W	P	0	0	0	0.0	0	0	0	0	-	-	-	0
10/30	@ San Francisco	L						DID NOT PLAY							
11/06	@ Houston	L	P	0	0	0	0.0	0	0	0	0	-	-	-	0
11/13	ST. LOUIS	L	P	0	0	0	0.0	0	0	0	0	-	-	-	0
11/20	JACKSONVILLE	W	P	0	0	0	0.0	0	0	0	0	-	-	-	0
11/27	@ Cincinnati	L	P	0	0	0	0.0	0	0	0	0	-	-	-	0
12/04	BALTIMORE	L	P	0	0	0	0.0	0	0	0	0	-	-	-	0
12/08	@ Pittsburgh	L	P	0	0	0	0.0	0	0	0	0	-	-	-	0
12/18	@ Arizona	L						INACTIVE							
12/24	@ Baltimore	L						INACTIVE							
01/01	PITTSBURGH	L						INACTIVE							
TOTALS			12/0	85	68	17	3.0	10	1	2	6	1	0	0	0

ARMANTI EDWARDS

WIDE RECEIVER • APPALACHIAN STATE

FOURTH NFL SEASON
FOURTH PANTHERS SEASON



14

Ht: 5-11 Wt: 190 • Born: March 8, 1988 • NFL Games Played/Started: 35/0 • Acquired: D3b-10

PRO CAREER

- Played in 16 games for Carolina in 2012...Caught five passes for 121 yards...Averaged 21.7 yards on a team-high 12 kickoff returns...Returned two punts for 77 yards.
- Hauled in a career-long 82-yard reception at Washington (11/4/12).
- Established career highs with five kickoff returns, 114 kickoff return yards and a long of 35 yards at Philadelphia (11/26/12).
- Played in 16 games for Carolina in 2011, serving as the punt returner...Averaged 5.5-yards on 32 returns with a long of 17 yards...Returned three kickoffs for 35 yards.
- Appeared in three games as a rookie in 2010...Rushed once for seven yards...Completed only pass for no yards.
- Saw first NFL action vs. Chicago (10/6/10) as reserve wide receiver and at quarterback in "Mountaineer" formation registering one carry for seven yards.

TRANSACTIONS: Selected by Carolina in the third round (89th overall) of the 2010 NFL Draft (4/23/10).

GP/GS: Career (35/0); 2012 (16/0); 2011 (16/0); 2010 (3/0).

2012: Played in 16 games for Carolina...Caught five passes for 121 yards...Averaged 21.7 yards on a team-high 12 kickoff returns...Returned two punts for 77 yards with two fair catches...Attempted one pass that was incomplete...
At Atlanta (9/30): Made first career reception on a 12-yard

catch...**At Washington (11/4):** Hauled in a career-long 82-yard reception...Marked the longest catch in team history that was not a touchdown...**At Philadelphia (11/26):** Established career highs with five kickoff returns, 114 kickoff return yards and long of 35 yards...**At New Orleans (12/30):** Produced a career-long 69-yard punt return to set up a touchdown.

COLLEGE: Holds virtually every Appalachian State and Southern Conference record by a quarterback...The first player to ever earn Walter Payton Award honors twice, he is also the first player in NCAA Division I history to throw for over 10,000 yards and rush for over 4,000 yards in a career...Compiled a 42-7 record as a starter, helping App State capture two national championships...Completed 768-of-1,180 passes for 10,392 yards, 74 touchdowns and 33 interceptions...Carried 755 times for 4,361 yards (5.78 yard average) and 65 scores...Accounted for 98 touchdowns and 14,753 yards in total offense...His 1,588 rushing yards in 2007 were the third most by a quarterback in FCS history...His 14,753 yards in total offense rank second in NCAA FCS history, topped by only Steve McNair of Alcorn State (16,823 yards, 1991-94)...His 4,361 yards rushing rank third in school annals and placed him eighth overall (first among quarterbacks) in Southern Conference history.

PERSONAL: Attended Greenwood (S.C.) HS...Majored in graphic arts and imaging technology at Appalachian State.

ARMANTI EDWARDS CAREER STATISTICS

Year	Team	GP	GS	RECEIVING					RUSHING				
				No	Yds	Avg	Lg	TD	No	Yds	Avg	Lg	TD
2010	Carolina	3	0	0	0	0.0	0	0	1	7	7.0	7	0
2011	Carolina	16	0	0	0	0.0	0	0	1	5	5.0	5	0
2012	Carolina	16	0	5	121	24.2	82	0	0	0	0.0	0	0
Totals		35	0	5	121	24.2	82	0	2	12	6.0	7	0

Year	Team	KICKOFF RETURNS					PUNT RETURNS				
		No	Yds	Avg	Lg	TD	No	Yds	Avg	Lg	TD
2010	Carolina	0	0	0.0	0	0	2	0	0.0	0	0
2011	Carolina	3	35	11.7	17	0	32	176	5.5	17	0
2012	Carolina	12	260	21.7	35	0	2	77	38.5	69	0
Totals		15	295	19.7	35	0	36	253	7.0	69	0

ADDITIONAL STATISTICS

PASSING: 2010 (1 att-1 cmp-0 yds); 2011 (1 att-1 cmp-11yds); 2012 (1 att-0 cmp-0 yds).

ADMINISTRATION
& COACHES

ARMANTI
EDWARDS

ROOKIES

2012 IN REVIEW

RECORDS

TEAM HISTORY

REFERENCE

SINGLE-GAME CAREER HIGHS

RECEPTIONS	1	five times, last vs. Atlanta (12/9/12)
RECEIVING YARDS	82	at Washington (11/4/12)
LONG RECEPTION	82	at Washington (11/4/12)
KICKOFF RETURNS	5	at Philadelphia (11/26/12)
KICKOFF RETURN YARDS	114	at Philadelphia (11/26/12)
LONG KICKOFF RETURN	35	at Philadelphia (11/26/12)
PUNT RETURNS	4	four times, last vs. Atlanta (12/11/11)
PUNT RETURN YARDS	77	at New Orleans (12/30/12)
LONG PUNT RETURN	69	at New Orleans (12/30/12)

ARMANTI EDWARDS GAME-BY-GAME

2012 CAROLINA

RECEIVING									RUSHING					PUNT RETURNS					KICKOFF RETURNS					Total	
Date	Opp	W/L	P/S	Rec	Yds	Avg	LG	TD	Rsh	Yds	Avg	LG	TD	PR	Yds	Avg	LG	TD	KOR	Yds	Avg	LG	TD	Yds	
09/09	@ TB	L	P	-	-	-	-	-	-	-	-	-	-	-	3	28	9.3	21	0	-	-	-	-	-	28
09/16	NO	W	P	-	-	-	-	-	-	-	-	-	-	-	-	-	-	-	-	-	-	-	-	-	0
09/20	NYG	L	P	-	-	-	-	-	-	-	-	-	-	-	-	-	-	-	-	1	21	21.0	21	0	21
09/30	@ Atl	L	P	1	12	12.0	12	0	-	-	-	-	-	-	-	-	-	-	-	-	-	-	-	-	12
10/07	SEA	L	P	-	-	-	-	-	-	-	-	-	-	-	-	-	-	-	-	-	-	-	-	-	0
10/21	DAL	L	P	-	-	-	-	-	-	-	-	-	-	-	-	-	-	-	-	-	-	-	-	-	0
10/28	@ Chi	L	P	-	-	-	-	-	-	-	-	-	-	-	-	-	-	-	-	-	-	-	-	-	0
11/04	@ Was	W	P	1	82	82.0	82	0	-	-	-	-	-	-	-	-	-	-	-	-	-	-	-	-	82
11/11	DEN	L	P	1	9	9.0	9	0	-	-	-	-	-	-	-	-	-	-	-	2	34	17.0	29	0	43
11/18	TB	L	P	-	-	-	-	-	-	-	-	-	-	-	-	-	-	-	-	2	50	25.0	27	0	50
11/26	@ Phi	W	P	-	-	-	-	-	-	-	-	-	-	-	-	-	-	-	-	5	114	22.8	35	0	114
12/02	@ KC	L	P	1	11	11.0	11	0	-	-	-	-	-	-	-	-	-	-	-	2	41	20.5	21	0	52
12/09	ATL	W	P	1	7	7.0	7	0	-	-	-	-	-	-	-	-	-	-	-	-	-	-	-	-	7
12/16	@ SD	W	P	-	-	-	-	-	-	-	-	-	-	-	-	-	-	-	-	-	-	-	-	-	0
12/23	OAK	W	P	-	-	-	-	-	-	-	-	-	-	-	-	-	-	-	-	-	-	-	-	-	0
12/30	@ NO	W	P	-	-	-	-	-	-	-	-	-	-	-	2	77	38.5	69	0	-	-	-	-	-	144
TOTALS				16/0	5	121	24.2	82	0	0	0	0.0	0	0	2	77	38.5	69	0	12	260	21.7	35	0	458

2011 CAROLINA

				RECEIVING				RUSHING				PUNT RETURNS					KICKOFF RETURNS					Total			
Date	Opp	W/L	P/S	Rec	Yds	Avg	LG	TD	Rsh	Yds	Avg	LG	TD	PR	Yds	Avg	LG	TD	KOR	Yds	Avg	LG	TD	Yds	
09/11	@ Ari	L	P	-	-	-	-	-	-	-	-	-	-	4	19	4.8	10	0	-	-	-	-	-	19	
09/18	GB	L	P	-	-	-	-	-	-	-	-	-	-	2	11	5.5	7	0	-	-	-	-	-	11	
09/25	JAC	W	P	-	-	-	-	-	-	-	-	-	-	4	28	7.0	14	0	1	4	4.0	4	0	32	
10/02	@ Chi	L	P	-	-	-	-	-	-	-	-	-	-	2	7	3.5	6	0	-	-	-	-	-	7	
10/09	NO	L	P	-	-	-	-	-	-	-	-	-	-	1	9	9.0	9	0	-	-	-	-	-	9	
10/16	@ Atl	L	P	-	-	-	-	-	-	-	-	-	-	1	0	0.0	0	0	-	-	-	-	-	0	
10/23	WAS	W	P	-	-	-	-	-	-	-	-	-	-	-	-	-	-	-	-	-	-	-	-	0	
10/30	MIN	L	P	-	-	-	-	-	-	-	-	-	-	3	19	6.3	13	0	-	-	-	-	-	19	
11/13	TEN	L	P	-	-	-	-	-	-	-	-	-	-	2	10	5.0	12	0	-	-	-	-	-	10	
11/20	@ Det	L	P	-	-	-	-	-	-	-	-	-	-	2	25	12.5	14	0	-	-	-	-	-	25	
11/27	@ Ind	W	P	-	-	-	-	-	-	-	-	-	-	4	23	5.8	17	0	-	-	-	-	-	23	
12/04	@ TB	W	P	-	-	-	-	-	-	-	-	-	-	1	12	12.0	12	0	-	-	-	-	-	12	
12/11	ATL	L	P	-	-	-	-	-	1	5	5.0	5	0	4	11	2.8	7	0	1	17	17.0	17	0	33	
12/18	@ Hou	W	P	-	-	-	-	-	-	-	-	-	-	1	1	1.0	1	0	1	14	14.0	14	0	15	
12/24	TB	W	P	-	-	-	-	-	-	-	-	-	-	1	1	1.0	1	0	-	-	-	-	-	1	
01/01	@ NO	L	P	-	-	-	-	-	-	-	-	-	-	-	-	-	-	-	-	-	-	-	-	0	
TOTALS				16/0	0	0	0.0	0	0	1	5	5.0	5	0	32	176	5.5	17	0	3	35	11.7	17	0	216

2010 CAROLINA

Date	Opp	W/L	P/S	RECEIVING				TD	RUSHING				TD	PUNT RETURNS				TD	KICKOFF RETURNS				Total Yds
				Rec	Yds	Avg	LG		Rsh	Yds	Avg	LG		PR	Yds	Avg	LG		KOR	Yds	Avg	LG	
09/12	@ NYG	L																					
09/19	TB	L																					
09/26	CIN	L																					
10/03	@ NO	W																					
10/10	CHI	L	P	-	-	-	-	-	1	7	7.0	7	0	-	-	-	-	-	-	-	-	-	7
10/24	SF	W																					
10/31	@ StL	L																					
11/07	NO	L																					
11/14	@ TB	L																					
11/21	BAL	L																					
11/28	@ Cle	L																					
12/05	@ Sea	L																					
12/12	ATL	L	P	-	-	-	-	-	-	-	-	-	-	-	-	-	-	-	-	-	-	-	0
12/19	ARI	W																					
12/23	@ Pit	L																					
01/02	@ Atl	L	P	-	-	-	-	-	-	-	-	-	-	2	0	0.0	0	0	-	-	-	-	0
TOTALS			3/0	0	0	0.0	0	0	1	7	7.0	7	0	2	0	0.0	0	0	0	0	0	0	7

EDWARDS PART OF ONE OF COLLEGE FOOTBALL'S BIGGEST UPSETS

As the quarterback for the then Division I Football Championship Subdivision Appalachian Mountaineers in 2007, Armanti Edwards was part of one of the biggest upsets in college football history.

On September 1, 2007, Appalachian State traveled to Michigan and defeated the No. 5-ranked Wolverines, 34-32 in front of 109,218 fans. The victory marked the first time an FCS team had beaten a ranked Football Bowl Subdivision opponent.

Edwards accounted for all four of Appalachian State's touchdowns (three passing and one rushing) and the Mountaineers blocked a game-winning field goal attempt from Michigan at the end of regulation to preserve the victory.



DWAN EDWARDS

DEFENSIVE TACKLE • OREGON STATE

TENTH NFL SEASON
SECOND PANTHERS SEASON



Ht: 6-3 Wt: 305 • Born: May 16, 1981 • NFL Games Played/Started: 97/61 [3/1] • Acquired: FA-12

PRO CAREER

- Ranked third among NFL defensive tackles in 2012 with a career-high six sacks, which equaled the second-most by a defensive tackle in Carolina history.
- Contributed to Carolina unit that ranked 10th in the NFL in total defense and ninth in sacks per pass play in 2012.
- Produced a single-game career-high two sacks at Tampa Bay (9/9/12).
- In 2011, ranked sixth among AFC defensive tackles with 52 tackles.
- Produced a career-high 57 tackles, one sack, one forced fumble, one interception and two passes defended for Buffalo in 2010.
- Tallied a single-game career-high 11 tackles vs. the New York Jets (10/3/10).
- Registered 47 tackles, one sack, two fumble recoveries and one pass defended for Baltimore in 2009...Contributed to unit that rated third in the NFL in total defense, fifth in rushing yards and first in rushing yards per attempt.
- Compiled 41 tackles for Baltimore in 2007...Helped the Ravens finish sixth in the NFL in total defense, second in rushing yards and first in rushing yards per attempt.
- Tallied first career sack at Buffalo (10/21/07).
- Made first career start and responded with four tackles at Denver (12/11/05).

TRANSACTIONS: Re-signed as an unrestricted free agent by Carolina (3/27/13)...Signed as a free agent by Carolina (9/2/12)...Released by Buffalo (8/31/12)...Placed on injured reserve with an injured hamstring by Buffalo (12/2/10)...Signed as an unrestricted free agent by Buffalo (3/17/10)...Signed to contract extension by Baltimore (12/25/08)...Placed on injured reserve with an injured back by Baltimore (8/26/08)...Selected in the second round (51st overall) of the NFL Draft by Baltimore (4/24/04).

GP/GS: Career (97/61) [3/1]; 2012 (14/14); 2011 (16/13); 2010 (11/11); 2009 (16/9) [2/1]; 2008 (1R); 2007 (16/13); 2006 (8/0) [1/0]; 2005 (12/1); 2004 (4/0).

2012: Signed as a free agent by Carolina (9/2) after being released in the final roster cutdown by Buffalo (8/31)...Started 14 games at defensive tackle...Ranked third among NFL defensive tackles with a career-high six sacks, which equaled the second most by a defensive tackle in team history...Produced 56 tackles, eight quarterback pressures, one forced fumble and three passes defended...Contributed to unit that ranked 10th in the NFL in total defense and ninth in sacks per pass play...Inactive with a wrist injury versus Atlanta (12/9) and at San Diego (12/16)...**At Tampa Bay (9/9):** Produced a single-game career-high two sacks...Caged Buccaneers quarterback Josh Freeman for losses of seven and three yards...**vs. New Orleans (9/16):** Shared a two-yard sack of Saints quarterback Drew Brees with defensive end Thomas Keiser...**vs. New York Giants (9/20):** Accounted for a sack and forced fumble on the same play, hitting Giants quarterback David Carr and knocking the ball out of his hand for a six-yard loss...**At Chicago (10/28):** Gathered a four-yard sack of Bears quarterback Jay Cutler...**At Washington (11/4):** Combined with defensive end Charles Johnson on a seven-yard sack of Redskins quarterback Robert Griffin III...**vs. Oakland (12/23):** Wrapped up Raiders quarterback Matt Leinart for a seven-yard sack.

COLLEGE: Played in 48 games with 36 starts at Oregon State...Totaled 159 tackles, 12.5 sacks, eight quarterback pressures, two forced fumbles, three fumble recoveries and three passes defended...Two-time All-Pac-10 Conference selection, earning second team honors as a senior in 2003 and honorable mention as a junior in 2002.

PERSONAL: Attended Columbus (Mont.) HS...Graduated from Oregon State with a degree in business administration...First name is pronounced Duh-wan.

DWAN EDWARDS CAREER STATISTICS

Year	Team	GP/GS	Tot	T	A	Sack	Yds	INT	Yds	Lg	TD	PD	FF	FR	Yds
2004	Baltimore	4/0	1	1	0	0.0	0.0	0	0	0	0	0	0	0	0
2005	Baltimore	12/1	23	16	7	0.0	0.0	0	0	0	0	0	1	0	0
2006	Baltimore	8/0	7	7	0	0.0	0.0	0	0	0	0	1	0	0	0
2007	Baltimore	16/13	41	30	11	1.0	8.0	1	1	1	0	2	0	0	0
2008	Baltimore	INJURED RESERVE - BACK													
2009	Baltimore	16/9	47	35	12	1.0	2.0	0	0	0	1	1	0	2	0
2010	Buffalo	11/11	57	31	26	1.0	18.0	1	8	8	0	2	1	0	0
2011	Buffalo	16/13	52	29	23	2.5	7.0	0	0	0	0	1	0	0	0
2012	Carolina	14/14	56	29	27	6.0	33.5	0	0	0	0	3	1	0	0
Totals		97/61	284	178	106	11.5	68.5	2	9	8	1	10	3	2	0

POSTSEASON

Year	Team	GP/GS	Tot	T	A	Sack	Yds	INT	Yds	Lg	TD	PD	FF	FR	Yds
2006	Baltimore	1/0	0	0	0	0.0	0.0	0	0	0	0	0	0	0	0
2009	Baltimore	2/1	9	7	2	1.0	6.0	0	0	0	0	0	0	0	0
Totals		3/1	9	7	2	1.0	6.0	0	0	0	0	0	0	0	0

SINGLE-GAME CAREER HIGHS

TACKLES	11	vs. New York Jets (10/3/10)
SACKS	2.0	at Tampa Bay (9/9/12)
INTERCEPTIONS	1	two times, last vs. Detroit (11/14/10)
FORCED FUMBLES	1	three times, last vs. New York Giants (9/20/12)
FUMBLE RECOVERIES	1	two times, last vs. Indianapolis (11/22/09)

EDWARDS PROVIDES PUSH

In 2012, his first season with Carolina, Dwan Edwards tied for third among NFL defensive tackles with a career-high six sacks, which equaled the second most by a defensive tackle in team history. Edwards six sacks tied Sean Gilbert's total in 1998 and trailed only Kris Jenkins' seven sacks in 2002.

2012 NFL SACK LEADERS, DEFENSIVE TACKLES

Player	Sacks
Geno Atkins, Cin.	12.5
Ndamukong Suh, Det.	8.0
Dwan Edwards, Car.	6.0
Henry Melton, Chi.	6.0



DWAN EDWARDS GAME-BY-GAME

2012 CAROLINA

Date	Opp	W/L	P/S	T	S	A	SACK	QBP	FR	FF	PD	INT	YDS	LG	TD
09/09	@ Tampa Bay	L	S	4	4	0	2.0	2	0	0	0	-	-	-	0
09/16	NEW ORLEANS	W	S	2	1	1	0.5	1	0	0	0	-	-	-	0
09/20	NEW YORK GIANTS	L	S	3	1	2	1.0	0	0	1	0	-	-	-	0
09/30	@ Atlanta	L	S	3	1	2	0.0	1	0	0	0	-	-	-	0
10/07	SEATTLE	L	S	3	2	1	0.0	0	0	0	0	-	-	-	0
10/21	DALLAS	L	S	6	3	3	0.0	0	0	0	0	-	-	-	0
10/28	@ Chicago	L	S	3	2	1	1.0	0	0	0	0	-	-	-	0
11/04	@ Washington	W	S	8	3	5	0.5	0	0	0	0	-	-	-	0
11/11	DENVER	L	S	3	0	3	0.0	0	0	0	0	-	-	-	0
11/18	TAMPA BAY	L	S	6	3	3	0.0	2	0	0	2	-	-	-	0
11/26	@ Philadelphia	W	S	3	2	1	0.0	1	0	0	0	-	-	-	0
12/02	@ Kansas City	L	S	6	5	1	0.0	0	0	0	0	-	-	-	0
12/09	ATLANTA	W					INACTIVE - WRIST								
12/16	@ San Diego	W					INACTIVE - WRIST								
12/23	OAKLAND	W	S	3	1	2	1.0	1	0	0	0	-	-	-	0
12/30	@ New Orleans	W	S	3	1	2	0.0	0	0	0	1	-	-	-	0
TOTALS			14/14	56	29	27	6.0	8	0	1	3	0	0	0	0

2011 BUFFALO

Date	Opp	W/L	P/S	T	S	A	SACK	QBP	FR	FF	PD	INT	YDS	LG	TD
09/11	@ Kansas City	W	P	1	1	0	0.0	0	0	0	0	-	-	-	0
09/18	OAKLAND	W	S	2	1	1	0.0	0	0	0	0	-	-	-	0
09/25	NEW ENGLAND	W	P	7	3	4	0.0	1	0	0	0	-	-	-	0
10/02	@ Cincinnati	L	S	8	5	3	0.0	0	0	0	0	-	-	-	0
10/09	PHILADELPHIA	W	P	0	0	0	0.0	0	0	0	0	-	-	-	0
10/16	@ New York Giants	L	S	7	4	3	0.0	0	0	0	0	-	-	-	0
10/30	WASHINGTON	W	S	4	1	3	1.5	4	0	0	0	-	-	-	0
11/06	NEW YORK JETS	L	S	5	3	2	0.0	0	0	0	1	-	-	-	0
11/13	@ Dallas	L	S	1	1	0	0.0	1	0	0	0	-	-	-	0
11/20	@ Miami	L	S	0	0	0	0.0	0	0	0	0	-	-	-	0
11/27	@ New York Jets	L	S	0	0	0	0.0	0	0	0	0	-	-	-	0
12/04	TENNESSEE	L	S	2	1	1	0.0	0	0	0	0	-	-	-	0
12/11	@ San Diego	L	S	6	4	2	0.0	0	0	0	0	-	-	-	0
12/18	MIAMI	L	S	6	3	3	0.0	0	0	0	0	-	-	-	0
12/24	DENVER	W	S	2	1	1	0.0	1	0	0	0	-	-	-	0
01/01	@ New England	L	S	1	1	0	1.0	0	0	0	0	-	-	-	0
TOTALS			16/13	52	29	23	2.5	7	0	0	1	0	0	0	0

2010 BUFFALO

Date	Opp	W/L	P/S	T	S	A	SACK	QBP	FR	FF	PD	INT	YDS	LG	TD
09/12	MIAMI	L	S	4	3	1	0.0	0	0	0	0	-	-	-	0
09/19	@ Green Bay	L	S	5	4	1	0.0	0	0	0	0	-	-	-	0
09/26	@ New England	L	S	6	4	2	0.0	0	0	0	0	-	-	-	0
10/03	NEW YORK JETS	L	S	11	4	7	0.0	0	0	0	0	-	-	-	0
10/10	JACKSONVILLE	L	S	6	2	4	0.0	0	0	0	0	-	-	-	0
10/24	@ Baltimore	L	S	7	5	2	1.0	1	0	0	1	-	-	-	0
10/31	@ Kansas City	L	S	6	4	2	0.0	1	0	0	0	-	-	-	0
11/07	CHICAGO	L	S	1	1	0	0.0	0	0	0	0	-	-	-	0
11/14	DETROIT	W	S	7	3	4	0.0	0	0	0	1	1	8	8	0
11/21	@ Cincinnati	W	S	4	1	3	0.0	2	0	0	0	-	-	-	0
11/28	PITTSBURGH	L	S	0	0	0	0.0	1	0	0	0	-	-	-	0
12/05	@ Minnesota	L					INJURED RESERVE - HAMSTRING								
12/12	CLEVELAND	W					INJURED RESERVE - HAMSTRING								
12/19	@ Miami	W					INJURED RESERVE - HAMSTRING								
12/26	NEW ENGLAND	L					INJURED RESERVE - HAMSTRING								
01/02	@ New York Jets	L					INJURED RESERVE - HAMSTRING								
TOTALS			11/11	57	31	26	1.0	5	0	1	2	1	8	8	0

2009 BALTIMORE

Date	Opp	W/L	P/S	T	S	A	SACK	QBP	FR	FF	PD	INT	YDS	LG	TD
09/13	KANSAS CITY	W	P	2	0	2	0.0	-	0	0	0	-	-	-	0
09/20	@ San Diego	W	P	0	0	0	0.0	-	0	0	0	-	-	-	0
09/27	CLEVELAND	W	P	3	2	1	0.0	-	0	0	0	-	-	-	0
10/04	@ New England	L	P	0	0	0	0.0	-	1	0	0	-	-	-	0
10/11	CINCINNATI	L	P	8	7	1	0.0	-	0	0	0	-	-	-	0
10/18	@ Minnesota	L	S	2	2	0	1.0	-	0	0	0	-	-	-	0
11/01	DENVER	W	S	2	0	2	0.0	-	0	0	0	-	-	-	0
11/08	@ Cincinnati	L	S	8	7	1	0.0	-	0	0	0	-	-	-	0
11/16	@ Cleveland	W	S	5	4	1	0.0	-	0	0	0	-	-	-	0
11/22	INDIANAPOLIS	L	S	3	1	2	0.0	-	1	0	0	-	-	-	0
11/29	PITTSBURGH	W	S	8	7	1	0.0	-	0	0	1	-	-	-	0
12/07	@ Green Bay	L	S	5	4	1	0.0	-	0	0	0	-	-	-	0
12/13	DETROIT	W	P	5	3	2	0.0	-	0	0	0	-	-	-	0
12/20	CHICAGO	W	P	1	1	0	0.0	-	0	0	0	-	-	-	0
12/27	@ Pittsburgh	L	S	2	1	1	0.0	-	0	0	0	-	-	-	0
01/03	@ Oakland	W	S	1	1	0	0.0	-	0	0	0	-	-	-	0
TOTALS			16/9	47	33	14	1.0	-	2	0	1	0	0	0	0
POSTSEASON															
01/10	@ New England	W	S	7	6	1	1.0	-	0	0	0	-	-	-	0
01/16	@ Indianapolis	L	P	2	1	1	0.0	-	0	0	0	-	-	-	0
TOTALS			2/1	9	7	2	1.0	-	0	0	0	0	0	0	0

2007 BALTIMORE

Date	Opp	W/L	P/S	T	S	A	SACK	QBP	FR	FF	PD	INT	YDS	LG	TD
09/10	@ Cincinnati	L	P	1	1	0	0.0	-	0	0	0	-	-	-	0
09/16	NEW YORK JETS	W	P	3	3	0	0.0	-	0	0	0	-	-	-	0
09/23	ARIZONA	W	S	0	0	0	0.0	-	0	0	0	-	-	-	0
09/30	@ Cleveland	L	S	1	1	0	0.0	-	0	0	0	-	-	-	0
10/07	@ San Francisco	W	S	1	0	1	0.0	-	0	0	0	-	-	-	0
10/14	ST. LOUIS	W	S	4	4	0	0.0	-	0	0	1	1	1	1	0
10/21	@ Buffalo	L	P	5	3	2	1.0	-	0	0	0	-	-	-	0
11/05	@ Pittsburgh	L	S	5	2	3	0.0	-	0	0	0	-	-	-	0
11/11	CINCINNATI	L	S	3	3	0	0.0	-	0	0	0	-	-	-	0
11/18	CLEVELAND	L	S	1	0	1	0.0	-	0	0	0	-	-	-	0
11/25	@ San Diego	L	S	2	2	0	0.0	-	0	0	0	-	-	-	0
12/03	NEW ENGLAND	L	S	0	0	0	0.0	-	0	0	0	-	-	-	0
12/09	INDIANAPOLIS	L	S	5	2	3	0.0	-	0	0	0	-	-	-	0
12/16	@ Miami	L	S	3	3	0	0.0	-	0	0	0	-	-	-	0
12/23	@ Seattle	L	S	6	5	1	0.0	-	0	0	1	-	-	-	0
12/30	PITTSBURGH	W	S	1	1	0	0.0	-	0	0	0	-	-	-	0
TOTALS			16/13	41	30	11	1.0	-	0	0	2	1	1	1	0

2006 BALTIMORE

Date	Opp	W/L	P/S	T	S	A	SACK	QBP	FR	FF	PD	INT	YDS	LG	TD
09/10	@ Tampa Bay	W	P	1	1	0	0.0	-	0	0	0	-	-	-	0
09/17	OAKLAND	W	P	1	1	0	0.0	-	0	0	0	-	-	-	0
09/24	@ Cleveland	W							INACTIVE						
10/01	SAN DIEGO	W							INACTIVE						
10/09	@ Denver	L							INACTIVE						
10/15	CAROLINA	L	P	0	0	0	0.0	-	0	0	0	-	-	-	0
10/29	@ New Orleans	W							INACTIVE						
11/05	CINCINNATI	W							INACTIVE						
11/12	@ Tennessee	W							INACTIVE						
11/19	ATLANTA	W							INACTIVE						
11/26	PITTSBURGH	W							INACTIVE						
11/30	@ Cincinnati	L	P	1	1	0	0.0	-	0	0	0	-	-	-	0
12/10	@ Kansas City	W	P	1	1	0	0.0	-	0	0	1	-	-	-	0
12/17	CLEVELAND	W	P	2	2	0	0.0	-	0	0	0	-	-	-	0
12/24	@ Pittsburgh	W	P	1	1	0	0.0	-	0	0	0	-	-	-	0
12/31	BUFFALO	W	P	0	0	0	0.0	-	0	0	0	-	-	-	0
TOTALS			8/0	7	7	0	0.0	-	0	0	1	0	0	0	0

POSTSEASON

01/13	@ Indianapolis	L	P	0	0	0	0.0	-	0	0	0	-	-	-	0
TOTALS			1/0	0	0	0	0.0	-	0	0	0	0	0	0	0

2005 BALTIMORE

Date	Opp	W/L	P/S	T	S	A	SACK	QBP	FR	FF	PD	INT	YDS	LG	TD
09/11	INDIANAPOLIS	L							INACTIVE						
09/18	@ Tennessee	L							INACTIVE						
10/02	NEW YORK JETS	W							INACTIVE						
10/09	@ Detroit	L	P	2	1	1	0.0	-	0	0	0	-	-	-	0
10/16	CLEVELAND	W	P	2	1	1	0.0	-	0	0	0	-	-	-	0
10/23	@ Chicago	L	P	2	2	0	0.0	-	0	0	0	-	-	-	0
10/31	@ Pittsburgh	L	P	1	1	0	0.0	-	0	0	0	-	-	-	0
11/06	CINCINNATI	L	P	4	2	2	0.0	-	0	0	0	-	-	-	0
11/13	@ Jacksonville	L	P	1	1	0	0.0	-	0	0	0	-	-	-	0
11/20	PITTSBURGH	W	P	0	0	0	0.0	-	0	0	0	-	-	-	0
11/27	@ Cincinnati	L	P	0	0	0	0.0	-	0	0	0	-	-	-	0
12/04	HOUSTON	W	P	4	2	2	0.0	-	0	0	0	-	-	-	0
12/11	@ Denver	L	S	4	3	1	0.0	-	0	0	0	-	-	-	0
12/19	GREEN BAY	W							INACTIVE						
12/25	MINNESOTA	W	P	1	1	0	0.0	-	0	0	0	-	-	-	0
01/01	@ Cleveland	L	P	2	2	0	0.0	-	0	1	0	-	-	-	0
TOTALS			12/1	23	16	7	0.0	-	0	1	0	0	0	0	0

2004 BALTIMORE

Date	Opp	W/L	P/S	T	S	A	SACK	QBP	FR	FF	PD	INT	YDS	LG	TD
09/12	@ Cleveland	L	P	1	1	0	0.0	-	0	0	0	-	-	-	0
09/19	PITTSBURGH	L						INACTIVE							
09/26	@ Cincinnati	W						INACTIVE							
10/04	KANSAS CITY	L						INACTIVE							
10/10	@ Washington	W	P	0	0	0	0.0	-	0	0	0	-	-	-	0
10/24	BUFLAO	L						INACTIVE							
10/31	@ Philadelphia	L						INACTIVE							
11/07	CLEVELAND	L						INACTIVE							
11/14	@ New York Jets	L						INACTIVE							
11/21	DALLAS	W						INACTIVE							
11/28	@ New England	L	P	0	0	0	0.0	-	0	0	0	-	-	-	0
12/05	CINCINNATI	W						INACTIVE							
12/12	NEW YORK GIANTS	L						INACTIVE							
12/19	@ Indianapolis	W						INACTIVE							
12/26	@ Pittsburgh	W						INACTIVE							
01/02	MIAMI	L	P	0	0	0	0.0	-	0	0	0	-	-	-	0
TOTALS			4/0	1	1	0	0.0	-	0	1	0	0	0	0	0

DRAYTON FLORENCE

CORNERBACK • TUSKEGEE

ELEVENTH NFL SEASON
FIRST PANTHERS SEASON



Ht: 6-0 Wt: 200 • Born: December 19, 1980 • NFL Games Played/Started: 143/99 [5/3] • Acquired: UFA-13 (DET)

PRO CAREER

- Played in eight games with three starts for Detroit in 2012 despite missing time with a broken right arm.
- Registered three interceptions and a team-leading 12 passes defended for Buffalo in 2011.
- Led the Buffalo with three interceptions and 16 passes defended in 2010.
- Earned AFC Defensive Player of the Week at Cincinnati (11/21/10)...Generated two turnovers with a fumble recovery and interception...Returned fumble 27 yards for a touchdown.
- Started 13 of 14 games played in 2009, his first season in Buffalo.
- Established a career best with two interceptions of Vikings quarterback Brett Favre, returning one for a touchdown, at Minnesota (12/5/10).
- Played in 15 games with eight starts for Jacksonville in 2008.
- Accumulated a career-high 66 tackles, two interceptions, 10 passes defended and one fumble recovery for San Diego in 2007.
- Tallied three interceptions and a career-high 16 passes defended for San Diego in 2006.
- Played in 13 games with 12 starts for San Diego in 2005...Notched one interception and 11 passes defended — tied for second on the team.
- Produced a career-high four interceptions with San Diego in 2004.
- Victimized Jaguars quarterback Byron Leftwich for first career interception vs. Jacksonville (10/10/04).
- Earned AFC Defensive Player of the Week vs. Denver (12/5/04)...Tallied one interception and tipped a ball that was intercepted to end a fourth quarter scoring threat.
- Played in 16 games for San Diego as a rookie in 2003.

TRANSACTIONS: Signed as an unrestricted free agent by Carolina (3/14/13)...Activated from injured reserve by Detroit (11/17/12)...Placed on injured reserve/designated for return with a broken right arm by Detroit (9/19/12)...Signed as a free agent by Detroit (9/3/12)...Released by Denver (8/31/12)...Signed as a free agent by Denver (5/11/12)...Released by Buffalo (5/4/12)...Re-signed as an unrestricted free agent by Buffalo (7/30/11)...Signed as a free agent by Buffalo (3/6/09)...Released by Jacksonville (2/11/09)...Signed as an unrestricted free agent by Jacksonville (3/1/08)...Selected in the second round (46th overall) of the NFL Draft by San Diego (4/26/03).

GP/GS: Career (143/99) [5/3]; 2012 (8/3); 2011 (16/16); 2010 (16/16); 2009 (14/13); 2008 (15/8); 2007 (16/10) [3/1]; 2006 (16/16) [1/1]; 2005 (13/12); 2004 (13/5) [1/1]; 2003 (16/0).

2012: Signed as a free agent by Detroit (9/3) after being released in the final roster cutdown by Denver (8/31)...Played in eight games with three starts and was inactive for one game...Produced 19 tackles, one interception and seven passes defended...Suffered a broken right arm at San Francisco (9/16) and was placed on injured reserve/designated for return (9/19)...Activated from injured reserve (11/17)...**Vs. Indianapolis (12/2):** Interception of Colts quarterback Andrew Luck led to a field goal.

COLLEGE: Played final two seasons at Tuskegee after transferring from Tennessee-Chattanooga...Finished career with 161 tackles, one sack, 13 interceptions, 32 passes defended, one forced fumble and three fumble recoveries in 44 games with 42 starts for the two schools...Set a school record at Tuskegee with three interception returns for touchdowns.

PERSONAL: Attended Vanguard HS in Ocala, Fla....Majored in social work at Tuskegee.

DRAYTON FLORENCE CAREER STATISTICS

Year	Team	GP/GS	Tot	T	A	Sack	Yds	INT	Yds	Lg	TD	PD	FF	FR	Yds
2003	San Diego	16/0	16	16	0	0.0	0.0	0	0	0	0	2	0	0	0
2004	San Diego	13/5	32	28	4	0.0	0.0	4	54	40	0	8	0	0	0
2005	San Diego	13/12	54	47	7	0.0	0.0	1	9	9	0	11	0	0	0
2006	San Diego	16/16	63	51	12	0.0	0.0	3	24	23	0	16	0	0	0
2007	San Diego	16/10	66	54	12	0.0	0.0	2	4	4	0	10	0	1	7
2008	Jacksonville	15/8	26	24	2	0.0	0.0	0	0	0	0	3	1	2	36
2009	Buffalo	14/13	60	49	11	0.0	0.0	1	7	7	0	11	0	0	0
2010	Buffalo	16/16	58	49	9	0.0	0.0	3	42	40t	1	16	1	1	27
2011	Buffalo	16/16	50	41	9	0.0	0.0	3	64	30	1	12	1	1	0
2012	Detroit	8/3	19	17	2	0.0	0.0	1	29	29	0	7	0	0	0
Totals		143/99	444	376	68	0.0	0.0	18	233	40t	2	96	3	5	70

POSTSEASON

Year	Team	GP/GS	Tot	T	A	Sack	Yds	INT	Yds	Lg	TD	PD	FF	FR	Yds
2004	San Diego	1/1	3	3	0	0.0	0.0	0	0	0	0	1	0	0	0
2006	San Diego	1/1	6	4	2	0.0	0.0	1	17	17	0	1	0	0	0
2007	San Diego	3/1	9	8	1	0.0	0.0	2	17	10	0	4	0	0	0
Totals		5/3	18	15	3	0.0	0.0	3	34	17	0	6	0	0	0

SINGLE-GAME CAREER HIGHS

TACKLES	10	vs. Miami (9/12/10)
INTERCEPTIONS	2	at Minnesota (12/5/10)
PASSES DEFENSED	4	vs. Miami (11/29/09)
FORCED FUMBLES	1	three times, last vs. Miami (12/18/12)
FUMBLE RECOVERIES	1	five times, last vs. Miami (12/18/12)

DRAYTON FLORENCE GAME-BY-GAME

2012 DETROIT

Date	Opp	W/L	P/S	T	S	A	SACK	QBP	FR	FF	PD	INT	YDS	LG	TD
09/09	ST. LOUIS	W	P	2	2	0	0.0	-	0	0	1	-	-	-	0
09/16	@ San Francisco	L	S	3	3	0	0.0	-	0	0	1	-	-	-	0
09/23	@ Tennessee	L													
09/30	MINNESOTA	L													
10/14	@ Philadelphia	W													
10/22	@ Chicago	L													
10/28	SEATTLE	W													
11/04	@ Jacksonville	W													
11/11	@ Minnesota	L													
11/18	GREEN BAY	L	S	6	4	2	0.0	-	0	0	0	-	-	-	0
11/22	HOUSTON	L	S	5	5	0	0.0	-	0	0	1	-	-	-	0
12/02	INDIANAPOLIS	L	P	2	2	0	0.0	-	0	0	4	1	29	29	0
12/09	@ Green Bay	L	P	0	0	0	0.0	-	0	0	0	-	-	-	0
12/16	@ Arizona	L	P	1	1	0	0.0	-	0	0	0	-	-	-	0
12/22	ATLANTA	L	P	0	0	0	0.0	-	0	0	0	-	-	-	0
12/30	CHICAGO	L													
TOTALS			8/3	19	17	2	0.0	-	0	0	7	0	0	0	0

2011 BUFFALO

Date	Opp	W/L	P/S	T	S	A	SACK	QBP	FR	FF	PD	INT	YDS	LG	TD
09/11	@ Kansas City	W	S	2	2	0	0.0	-	0	0	2	1	30	30	0
09/18	OAKLAND	W	S	4	1	3	0.0	-	0	0	1	-	-	-	0
09/25	NEW ENGLAND	W	S	2	2	0	0.0	-	0	0	1	1	27	27	0
10/02	@ Cincinnati	L	S	3	2	1	0.0	-	0	0	0	-	-	-	0
10/09	PHILADELPHIA	W	S	2	2	0	0.0	-	0	0	1	-	-	-	0
10/16	@ New York Giants	L	S	7	7	0	0.0	-	0	0	0	-	-	-	0
10/30	WASHINGTON	W	S	0	0	0	0.0	-	0	0	0	-	-	-	0
11/06	NEW YORK JETS	L	S	6	4	2	0.0	-	0	0	0	-	-	-	0
11/13	@ Dallas	L	S	4	4	0	0.0	-	0	0	1	-	-	-	0
11/20	@ Miami	L	S	2	1	1	0.0	-	0	0	0	-	-	-	0
11/27	@ New York Jets	L	S	4	4	0	0.0	-	0	0	3	1	7	7	0
12/04	TENNESSEE	L	S	2	2	0	0.0	-	0	0	0	-	-	-	0
12/11	@ San Diego	L	S	2	1	1	0.0	-	0	0	1	-	-	-	0
12/18	MIAMI	L	S	5	4	1	0.0	-	1	1	2	-	-	-	0
12/24	DENVER	W	S	4	4	0	0.0	-	0	0	0	-	-	-	0
01/01	@ New England	W	S	1	1	0	0.0	-	0	0	0	-	-	-	0
TOTALS			16/16	50	41	9	0.0	-	1	1	12	3	64	30	0

2010 BUFFALO

Date	Opp	W/L	P/S	T	S	A	SACK	QBP	FR	FF	PD	INT	YDS	LG	TD
09/12	MIAMI	L	S	10	9	1	0.0	-	0	0	1	-	-	-	0
09/19	@ Green Bay	L	S	2	2	0	0.0	-	0	0	0	-	-	-	0
09/26	@ New England	L	S	5	3	2	0.0	-	0	1	1	-	-	-	0
10/03	NEW YORK JETS	L	S	3	2	1	0.0	-	0	0	0	-	-	-	0
10/10	JACKSONVILLE	L	S	2	1	1	0.0	-	0	0	2	-	-	-	0
10/24	@ Baltimore	L	S	3	3	0	0.0	-	0	0	1	-	-	-	0
10/31	@ Kansas City	L	S	1	1	0	0.0	-	0	0	3	-	-	-	0
11/07	CHICAGO	L	S	3	2	1	0.0	-	0	0	0	-	-	-	0
11/14	DETROIT	W	S	4	4	0	0.0	-	0	0	0	-	-	-	0
11/21	@ Cincinnati	W	S	3	3	0	0.0	-	1	0	3	1	2	2	0
11/28	PITTSBURGH	L	S	2	2	0	0.0	-	0	0	0	-	-	-	0
12/05	@ Minnesota	L	S	2	2	0	0.0	-	0	0	2	2	40	40t	1
12/12	CLEVELAND	W	S	4	3	1	0.0	-	0	0	0	-	-	-	0
12/19	@ Miami	W	S	7	7	0	0.0	-	0	0	0	-	-	-	0
12/26	NEW ENGLAND	L	S	5	3	2	0.0	-	0	0	3	-	-	-	0
01/02	@ New York Jets	L	S	2	2	0	0.0	-	0	0	0	-	-	-	0
TOTALS			16/16	58	49	9	0.0	-	1	1	16	3	42	40t	0

2009 BUFFALO

Date	Opp	W/L	P/S	T	S	A	SACK	QBP	FR	FF	PD	INT	YDS	LG	TD
09/14	@ New England	L					INACTIVE - KNEE								
09/20	TAMPA BAY	W					INACTIVE - KNEE								
09/27	NEW ORLEANS	L	P	1	0	1	0.0	-	0	0	1	-	-	-	0
10/04	@ Miami	L	S	7	6	1	0.0	-	0	0	0	-	-	-	0
10/11	CLEVELAND	L	S	4	2	2	0.0	-	0	0	1	-	-	-	0
10/18	@ New York Jets	W	S	3	3	0	0.0	-	0	0	1	-	-	-	0
10/25	@ Carolina	W	S	4	4	0	0.0	-	0	0	2	-	-	-	0
11/01	HOUSTON	L	S	7	6	1	0.0	-	0	0	0	-	-	-	0
11/15	@ Tennessee	L	S	5	4	1	0.0	-	0	0	0	-	-	-	0
11/22	@ Jacksonville	L	S	4	4	0	0.0	-	0	0	0	-	-	-	0
11/29	MIAMI	W	S	5	4	1	0.0	-	0	0	4	1	7	7	0
12/03	NEW YORK JETS	L	S	4	4	0	0.0	-	0	0	0	-	-	-	0
12/13	@ Kansas City Chiefs	W	S	3	3	0	0.0	-	0	0	1	-	-	-	0
12/20	NEW ENGLAND	L	S	4	3	1	0.0	-	0	0	1	-	-	-	0
12/27	@ Atlanta	L	S	1	1	0	0.0	-	0	0	1	-	-	-	0
01/03	INDIANAPOLIS	W	S	3	3	0	0.0	-	0	0	0	-	-	-	0
TOTALS			14/13	60	49	11	0.0	-	1	0	11	1	7	7	0

2008 JACKSONVILLE

Date	Opp	W/L	P/S	T	S	A	SACK	QBP	FR	FF	PD	INT	YDS	LG	TD
09/08	@ Tennessee	L	S	3	3	0	0.0	-	0	0	0	-	-	-	0
09/14	BUFFALO	L	S	1	1	0	0.0	-	0	0	0	-	-	-	0
09/21	@ Indianapolis	W	S	2	2	0	0.0	-	0	0	1	-	-	-	0
09/28	HOUSTON	W	S	1	1	0	0.0	-	0	0	1	-	-	-	0
10/05	PITTSBURGH	L					INACTIVE - GROIN								
10/12	@ Denver	W	P	2	2	0	0.0	-	1	1	0	-	-	-	0
10/26	CLEVELAND	L	P	0	0	0	0.0	-	0	0	0	-	-	-	0
11/02	@ Cincinnati	L	P	4	4	0	0.0	-	0	0	0	-	-	-	0
11/09	@ Detroit	W	P	1	1	0	0.0	-	0	0	0	-	-	-	0
11/16	TENNESSEE	L	P	0	0	0	0.0	-	0	0	0	-	-	-	0
11/23	MINNESOTA	L	P	0	0	0	0.0	-	0	0	0	-	-	-	0
12/01	@ Houston	L	P	0	0	0	0.0	-	0	0	0	-	-	-	0
12/07	@ Chicago	L	S	3	2	1	0.0	-	0	0	0	-	-	-	0
12/14	GREEN BAY	W	S	4	3	1	0.0	-	0	0	0	-	-	-	0
12/18	INDIANAPOLIS	L	S	2	2	0	0.0	-	0	0	1	-	-	-	0
12/28	@ Baltimore	L	S	3	3	0	0.0	-	0	0	2	-	-	-	0
TOTALS			15/8	26	24	2	0.0	-	2	1	5	0	0	0	0

2007 SAN DIEGO

Date	Opp	W/L	P/S	T	S	A	SACK	QBP	FR	FF	PD	INT	YDS	LG	TD
09/09	CHICAGO	W	S	3	2	1	0.0	-	0	0	1	-	-	-	0
09/16	@ New England	L	S	5	5	0	0.0	-	0	0	0	-	-	-	0
09/23	@ Green Bay	L	S	4	4	0	0.0	-	0	0	0	-	-	-	0
09/30	KANSAS CITY	L	S	7	5	2	0.0	-	0	0	1	-	-	-	0
10/07	@ Denver	W	S	4	4	0	0.0	-	0	0	0	-	-	-	0
10/14	OAKLAND	W	S	6	6	0	0.0	-	0	0	1	1	0	0	0
10/28	HOUSTON	W	S	7	6	1	0.0	-	0	0	1	-	-	-	0
11/04	@ Minnesota	L	S	4	3	1	0.0	-	1	0	0	-	-	-	0
11/11	INDIANAPOLIS	W	S	5	2	3	0.0	-	0	0	2	-	-	-	0
11/18	@ Jacksonville	L	S	3	2	1	0.0	-	0	0	0	-	-	-	0
11/25	BALTIMORE	L	P	3	3	1	0.0	-	0	0	1	-	-	-	0
12/02	@ Kansas City	W	P	2	2	0	0.0	-	0	0	1	1	4	4	0
12/09	@ Tennessee	W	P	2	2	0	0.0	-	0	0	0	-	-	-	0
12/16	DETROIT	W	P	5	4	1	0.0	-	0	0	1	-	-	-	0
12/24	DENVER	W	P	2	1	1	0.0	-	0	0	1	-	-	-	0
12/30	@ Oakland	W	P	4	3	1	0.0	-	0	0	0	-	-	-	0
TOTALS			16/10	66	54	12	0.0	-	1	0	10	2	4	4	0

POSTSEASON

01/06	TENNESSEE	W	P	4	3	1	0.0	-	0	0	1	1	10	10	0
01/13	@ Indianapolis	W	S	5	5	1	0.0	-	0	0	2	-	-	-	0
01/20	@ New England	L	P	0	0	0	0.0	-	0	0	1	1	7	7	0
TOTALS			3/1	9	8	1	0.0	-	0	0	4	2	17	10	0

2006 SAN DIEGO

Date	Opp	W/L	P/S	T	S	A	SACK	QBP	FR	FF	PD	INT	YDS	LG	TD
09/11	@ Oakland	W	S	5	4	1	0.0	-	0	0	1	-	-	-	0
09/17	TENNESSEE	W	S	1	1	0	0.0	-	0	0	2	-	-	-	0
10/01	@ Baltimore	L	S	1	1	0	0.0	-	0	0	1	-	-	-	0
10/08	PITTSBURGH	W	S	4	4	0	0.0	-	0	0	1	1	3	3	0
10/15	@ San Francisco	W	S	5	5	0	0.0	-	0	0	1	-	-	-	0
10/22	@ Kansas City	L	S	3	1	2	0.0	-	0	0	0	-	-	-	0
10/29	ST. LOUIS	W	S	4	4	0	0.0	-	0	0	0	-	-	-	0
11/05	CLEVELAND	W	S	3	3	0	0.0	-	0	0	2	-	-	-	0
11/12	@ Cincinnati	W	S	5	3	2	0.0	-	0	0	0	-	-	-	0
11/19	@ Denver	W	S	2	1	1	0.0	-	0	0	1	1	23	23	0
11/26	OAKLAND	W	S	4	4	0	0.0	-	0	0	1	1	-2	-2	0
12/03	@ Buffalo	W	S	7	4	3	0.0	-	0	0	3	-	-	-	0
12/10	DENVER	W	S	3	3	0	0.0	-	0	0	3	-	-	-	0
12/17	KANSAS	W	S	6	6	0	0.0	-	0	0	0	-	-	-	0
12/24	@ Seattle	W	S	4	3	1	0.0	-	0	0	0	-	-	-	0
12/31	ARIZONA	W	S	6	4	2	0.0	-	0	0	0	-	-	-	0
TOTALS			16/16	63	51	12	0.0	-	0	0	16	3	24	23	0
POSTSEASON															
01/14	NEW ENGLAND	L	S	6	4	2	0.0	-	0	0	1	-	-	-	0
TOTALS			1/1	6	4	2	0.0	-	0	0	1	0	0	0	0

2005 SAN DIEGO

Date	Opp	W/L	P/S	T	S	A	SACK	QBP	FR	FF	PD	INT	YDS	LG	TD
09/11	DALLAS	L	S	5	4	1	0.0	-	0	0	0	-	-	-	0
09/18	@ Denver	L	S	5	5	0	0.0	-	0	0	1	-	-	-	0
09/25	NEW YORK GIANTS	W	S	2	2	0	0.0	-	0	0	2	-	-	-	0
10/02	@ New England	W	S	5	1	4	0.0	-	0	0	1	-	-	-	0
10/10	PITTSBURGH	L	S	1	1	0	0.0	-	0	0	0	-	-	-	0
10/16	@ Oakland	W					INACTIVE - ANKLE								
10/23	@ Philadelphia	L					INACTIVE - ANKLE								
10/30	KANSAS CITY	W					INACTIVE - ANKLE								
11/06	@ New York Jets	W	P	0	0	0	0.0	-	0	0	0	-	-	-	0
11/20	BUFFALO	W	S	5	5	0	0.0	-	0	0	2	-	-	-	0
11/27	@ Washington	W	S	7	6	1	0.0	-	0	0	0	-	-	-	0
12/04	OAKLAND	W	S	7	7	0	0.0	-	0	0	0	-	-	-	0
12/11	MIAMI	L	S	3	3	1	0.0	-	0	0	2	-	-	-	0
12/18	@ Indianapolis	W	S	6	5	1	0.0	-	0	0	2	1	9	9	0
12/24	@ Kansas City	L	S	4	4	0	0.0	-	0	0	0	-	-	-	0
12/31	DENVER	L	S	4	4	0	0.0	-	0	0	1	-	-	-	0
TOTALS			13/12	54	47	7	0.0	-	0	0	11	1	9	9	0

2004 SAN DIEGO

Date	Opp	W/L	P/S	T	S	A	SACK	QBP	FR	FF	PD	INT	YDS	LG	TD			
09/12	@ Houston	W	P	2	2	0	0.0	-	0	0	0	-	-	-	0			
09/19	NEW YORK JETS	L	P	0	0	0	0.0	-	0	0	0	-	-	-	0			
09/26	@ Denver	L	P	0	0	0	0.0	-	0	0	0	-	-	-	0			
10/03	TENNESSEE	W	P	2	1	1	0.0	-	0	0	0	-	-	-	0			
10/10	JACKSONVILLE	W	P	3	3	0	0.0	-	0	0	2	1	40	40	0			
10/17	@ Atlanta	L	P	0	0	0	0.0	-	0	0	1	1	3	3	0			
10/24	@ Carolina	W	S	2	1	0	0.0	-	0	0	0	-	-	-	0			
10/31	OAKLAND	W					INACTIVE - ANKLE											
11/07	NEW ORLEANS	W					INACTIVE - ANKLE											
11/21	@ Oakland	W					DID NOT PLAY - ANKLE											
11/28	@ Kansas City	W	P	2	2	0	0.0	-	0	0	1	-	-	-	0			
12/05	DENVER	W	S	3	3	0	0.0	-	0	0	2	1	0	0	0			
12/12	TAMPA BAY	W	S	6	5	1	0.0	-	0	0	0	-	-	-	0			
12/19	@ Cleveland	W	S	3	2	1	0.0	-	0	0	1	-	-	-	0			
12/26	@ Indianapolis	W	S	7	7	0	0.0	-	0	0	0	0	2	2	0			
01/02	KANSAS CITY	W	S	2	2	0	0.0	-	0	0	1	1	9	9	0			
TOTALS				13/5			32	28	4	0.0	-	0	0	8	4	54	40	0

POSTSEASON

01/08	NEW YORK JETS	L	S	3	3	0	0.0	-	0	0	1	-	-	-	0
TOTALS				1/1	3	3	0	0.0	-	0	0	1	0	0	0

2003 SAN DIEGO

Date	Opp	W/L	P/S	T	S	A	SACK	QBP	FR	FF	PD	INT	YDS	LG	TD			
09/07	@ Kansas City	L	P	0	0	0	0.0	-	0	0	0	-	-	-	0			
09/14	DENVER	L	P	1	1	0	0.0	-	0	0	0	-	-	-	0			
09/21	BALTIMORE	L	P	1	1	0	0.0	-	0	0	0	-	-	-	0			
09/28	@ Oakland	L	P	6	6	1	0.0	-	0	0	0	-	-	-	0			
10/05	@ Jacksonville	L	P	0	0	0	0.0	-	0	0	0	-	-	-	0			
10/19	@ Cleveland	W	P	2	2	0	0.0	-	0	0	1	-	-	-	0			
10/27	MIAMI	L	P	1	1	0	0.0	-	0	0	0	-	-	-	0			
11/02	@ Chicago	L	P	1	1	0	0.0	-	0	0	0	-	-	-	0			
11/09	MINNESOTA	W	P	1	1	0	0.0	-	0	0	0	-	-	-	0			
11/16	@ Denver	L	P	0	0	0	0.0	-	0	0	0	-	-	-	0			
11/23	CINCINNATI	L	P	0	0	0	0.0	-	0	0	0	-	-	-	0			
11/30	KANSAS CITY	L	P	0	0	0	0.0	-	0	0	1	-	-	-	0			
12/07	@ Detroit	W	P	0	0	0	0.0	-	0	0	0	-	-	-	0			
12/14	GREEN BAY	L	P	2	2	0	0.0	-	0	0	0	-	-	-	0			
12/21	@ Pittsburgh	L	P	1	1	0	0.0	-	0	0	0	-	-	-	0			
12/28	OAKLAND	W	P	0	0	0	0.0	-	0	0	0	-	-	-	0			
TOTALS				16/0			16	16	0	0.0	-	0	0	2	0	0	0	0

SIONE FUA

DEFENSIVE TACKLE • STANFORD

THIRD NFL SEASON
THIRD PANTHERS SEASON



94

Ht: 6-1 Wt: 310 • Born: June 15, 1988 • NFL Games Played/Started: 24/12 • Acquired: D3b-11

PRO CAREER

• Played in 13 games with one start for Carolina in 2012... Posted 17 tackles and one forced fumble.

• As a rookie in 2011, started 11 games at nose tackle for Carolina before a right hamstring injury suffered in pre-game warm-ups at Tampa Bay (12/4/11) ended his season.

• Made his NFL debut, and first career start, at Arizona (9/11/11).

TRANSACTIONS: Placed on injured reserve with an injured right hamstring by Carolina (12/6/11)...Selected in the third round (97th overall) of the 2011 NFL Draft by Carolina (4/29/11).

GP/GS: Career (24/12); 2012 (13/1); 2011 (11/11).

2012: Played in 13 games with one start and was inactive for three games for Carolina...Posted 17 tackles and one forced fumble...Contributed to unit that ranked 10th in the NFL in total defense and ninth in sacks per pass play...Returned one kickoff for nine yards...**At Philadelphia**

(11/26): Forced a fumble by Eagles running back Bryce Brown...**At Kansas City (12/2):** Started at nose tackle after Ron Edwards was placed on injured reserve.

COLLEGE: Played in 50 games with 31 starts at Stanford...Produced 80 tackles, 16 tackles for loss, nine sacks, two quarterback pressures, two forced fumbles, one fumble recovery and two passes defended...Second-team All-Pac-10 Conference choice as a senior in 2010...Served as one of the team's tri-captains...Tied for third on the team with 4.5 sacks...As a junior in 2009, earned All-Pac-10 Conference honorable mention...Tallied three sacks as a sophomore in 2008...Did not play in 2007 but retained sophomore eligibility...Played in 12 games as a freshman in 2006.

PERSONAL: Attended Crespi Carmelite HS in Encino, Calif....Majored in science, technology and society at Stanford...Name is pronounced see-OH-nay FOO-ah.

SIONE FUA CAREER STATISTICS

Year	Team	GP/GS	Tot	T	A	Sack	Yds	INT	Yds	Lg	TD	PD	FF	FR	Yds
2011	Carolina	11/11	15	11	4	0.0	0.0	0	0	0	0	0	0	0	0
2012	Carolina	13/1	17	8	9	0.0	0.0	0	0	0	0	0	1	0	0
Totals		24/12	32	19	13	0.0	0.0	0	0	0	0	0	1	0	0

ADDITIONAL STATISTICS

KICKOFF RETURNS: 2012 (1 ret-9 yds).

SINGLE-GAME CAREER HIGHS

TACKLES 6 vs. New Orleans (10/9/11)

FORCED FUMBLES 1 at Philadelphia (11/26/12)

SIONE FUA GAME-BY-GAME

2012 CAROLINA

Date	Opp	W/L	P/S	T	S	A	SACK	QBP	FR	FF	PD	INT	YDS	LG	TD
09/09	@ Tampa Bay	L						INACTIVE							
09/16	NEW ORLEANS	W	P	0	0	0	0.0	0	0	0	0	-	-	-	0
09/20	NEW YORK GIANTS	L						INACTIVE							
09/30	@ Atlanta	L	P	1	0	1	0.0	0	0	0	0	-	-	-	0
10/07	SEATTLE	L	P	3	3	0	0.0	0	0	0	0	-	-	-	0
10/21	DALLAS	L	P	1	0	1	0.0	0	0	0	0	-	-	-	0
10/28	@ Chicago	L	P	0	0	0	0.0	0	0	0	0	-	-	-	0
11/04	@ Washington	W	P	4	0	4	0.0	0	0	0	0	-	-	-	0
11/11	DENVER	L	P	0	0	0	0.0	0	0	0	0	-	-	-	0
11/18	TAMPA BAY	L	P	1	0	1	0.0	0	0	0	0	-	-	-	0
11/26	@ Philadelphia	W	P	1	1	0	0.0	0	0	1	0	-	-	-	0
12/02	@ Kansas City	L	S	3	1	2	0.0	0	0	0	0	-	-	-	0
12/09	ATLANTA	W	P	1	1	0	0.0	0	0	0	0	-	-	-	0
12/16	@ San Diego	W	P	1	1	0	0.0	0	0	0	0	-	-	-	0
12/23	OAKLAND	W						INACTIVE							
12/30	@ New Orleans	W	P	1	1	0	0.0	0	0	0	0	-	-	-	0
TOTALS			14/14	56	29	27	6.0	8	0	1	3	0	0	0	0

2011 CAROLINA

Date	Opp	W/L	P/S	T	S	A	SACK	QBP	FR	FF	PD	INT	YDS	LG	TD
09/11	@ Arizona	L	S	4	3	1	0.0	0	0	0	0	-	-	-	0
09/18	GREEN BAY	L	S	1	1	0	0.0	0	0	0	0	-	-	-	0
09/25	JACKSONVILLE	W	S	2	1	1	0.0	0	0	0	0	-	-	-	0
10/02	@ Chicago	L	S	1	1	0	0.0	0	0	0	0	-	-	-	0
10/09	NEW ORLEANS	L	S	6	4	2	0.0	0	0	0	0	-	-	-	0
10/16	@ Atlanta	L	S	0	0	0	0.0	0	0	0	0	-	-	-	0
10/23	WASHINGTON	W	S	0	0	0	0.0	0	0	0	0	-	-	-	0
10/30	MINNESOTA	L	S	0	0	0	0.0	0	0	0	0	-	-	-	0
11/13	TENNESSEE	L	S	0	0	0	0.0	0	0	0	0	-	-	-	0
11/20	@ Detroit	L	S	0	0	0	0.0	0	0	0	0	-	-	-	0
11/27	@ Indianapolis	W	S	1	1	0	0.0	1	0	0	0	-	-	-	0
12/04	@ Tampa Bay	W						DID NOT PLAY - HAMSTRING							
12/11	ATLANTA	L						INJURED RESERVE - HAMSTRING							
12/18	@ Houston	W						INJURED RESERVE - HAMSTRING							
12/24	TAMPA BAY	W						INJURED RESERVE - HAMSTRING							
01/01	@ New Orleans	L						INJURED RESERVE - HAMSTRING							
TOTALS			11/11	15	11	4	0.0	1	0	0	0	0	0	0	0

ADMINISTRATION
& COACHES

SIONE
FUA

ROOKIES

2012 IN REVIEW

RECORDS

TEAM HISTORY

REFERENCE

GRAHAM GANO

KICKER • FLORIDA STATE

FOURTH NFL SEASON
SECOND PANTHERS SEASON



Ht: 6-2 Wt: 200 • Born: April 9, 1987 • NFL Games Played/Started: 42/0 • Acquired: FA-12

PRO CAREER

- Played in six games for Carolina in 2012...Finished second on the team in scoring with 47 points.
- Established single-game career highs at New Orleans (12/30/12) with 14 points, five extra points made and five extra point attempts.
- Led Washington in 2011 with a career-high 118 points...31 field goals equaled the second-most in franchise history...Tied the team record for the most field goals of 50 yards or more with four.
- Booted a Redskins record and career-long 59-yard field goal vs. San Francisco (11/6/11).
- Kicked three game-winning field goals in overtime in 2010... Tied NFL record for the most overtime field goals in a season with three, previously accomplished by John Kasay for Carolina in 2003 and Jason Hanson for Detroit in 1994.
- Named NFC Special Teams Player of the Week at Jacksonville (12/26/10)...Connected on field goals from 48 yards in regulation and 31 yards in overtime.
- Made NFL debut at Oakland (12/13/09)...Converted both field goal attempts, including a season-long 46-yarder.
- Played in the final four games of 2009 with Washington...Made all four field goal attempts and six-of-seven PAT attempts for 18 points.

TRANSACTIONS: Signed as a free agent by Carolina (11/21/12)...Waived by Washington (8/28/12)...Signed as a free agent by Washington (12/8/09)...Waived by Baltimore (9/5/09)...Signed as an undrafted rookie free agent by Baltimore (5/8/09).

GP/GS: Career (42/0); 2012 (6/0); 2011 (16/0); 2010 (16/0); 2009 (4/0).

2012: Signed as a free agent by Carolina (11/21) after kicker Justin Medlock was waived...Played in six games... Finished second on the team in scoring with 47 points... Converted 20-of-21 extra point opportunities and 9-of-11 field goal attempts...Placed 32-of-35 kickoffs in the end zone with 20 touchbacks...Attended training camp with Washington before being waived during the preseason (8/28)...**At Philadelphia (11/26):** Gave the Panthers the lead for good on a 23-yard field goal with 12:40 remaining in the fourth quarter...**vs. Oakland (12/23):** Kicked a 51-yard field goal...Marked the Panthers' first field goal of 50 yards or more since versus San Francisco (10/24/10)...**At New Orleans (12/30):** Established single-game career highs for points with 14, extra points made with five and extra point attempts with five.

COLLEGE: Played in 40 games at Florida State...Served as Seminoles place kicker for just one season...Earned the Lou Groza Award as the nation's top place kicker and second-team All-American honors as a senior in 2008... Converted 24-of-26 field goal attempts, including 18 in a row and a long of 53 yards...Finished first in the Football Bowl Subdivision with 24 made field goals, 92.3 percent field goal conversion rate and five field goals of 50 yards or more despite not playing in the first two games after tearing the meniscus in his right knee two weeks prior to the start of the year...Only two misses came from 50 and 52 yards...Led the nation's kickers and Atlantic Coast Conference in scoring with 105 points...Handled punting duties for three seasons...Averaged 42.1 yards on 148 punts with a long of 64 yards.

PERSONAL: Attended J.M. Tate HS in Cantonment, Fla.... Majored in criminology at Florida State...Last name is pronounced guh-KNOW.

ADMIN & COACHES

GRAHAM GANO

ROOKIES

2012 IN REVIEW

RECORDS

TEAM HISTORY

REFERENCE

GRAHAM GANO'S CAREER STATISTICS

SCORING

Year	Team	GP	FG	FGA	Pct	Lg	Blk	XP	XPA	Pct	Blk	Points
2009	Washington	4	4	4	100.0	46	0	6	7	85.7	1	18
2010	Washington	16	24	35	68.6	49	1	28	28	100.0	0	100
2011	Washington	16	31	41	75.6	59	5	25	26	96.2	1	118
2012	Carolina	6	9	11	81.8	51	0	20	21	95.2	0	47
Totals		42	68	91	74.7	59	6	79	82	96.3	2	283

FIELD GOALS

Year	Team	1-19			20-29			30-39			40-49			50+		
		FG	FGA	Pct	FG	FGA	Pct	FG	FGA	Pct	FG	FGA	Pct	FG	FGA	Pct
2009	Washington	0	0	0.0	2	2	100.0	0	0	0.0	2	2	100.0	0	0	0.0
2010	Washington	1	1	100.0	8	10	80.0	4	7	57.1	11	14	78.6	0	3	0.0
2011	Washington	0	0	0.0	14	15	93.3	5	9	55.6	8	11	72.7	4	6	66.7
2012	Carolina	0	0	0.0	3	3	100.0	3	3	100.0	2	3	66.7	1	2	50.0
Totals		1	1	100.0	27	30	90.0	12	19	63.2	23	30	76.7	5	11	45.5

SINGLE-GAME CAREER HIGHS

FG ATTEMPTS	6	at Tennessee (11/21/10)
FG MADE	4	three times, last vs. Minnesota (12/24/11)
LONG FG ATTEMPT	59	vs. San Francisco (11/16/11)
LONG FG MADE	59	vs. San Francisco (11/16/11)
PAT ATTEMPTS	5	at New Orleans (12/30/12)
PAT MADE	5	at New Orleans (12/30/12)
POINTS	14	two times, last at New Orleans (12/30/12)

GRAHAM GANO GAME-BY-GAME

2012 CAROLINA

Date	Opp	W/L	PTS	PAT	FG	1-19	20-29	30-39	40-49	50+	KICK-BY-KICK
11/26	@ Philadelphia	W	6	3-4	1-1	-	1-1	-	-	-	23
12/02	@ Kansas City	L	3	3-3	-	-	-	-	-	-	
12/09	ATLANTA	W	12	3-3	3-3	-	1-1	1-1	1-1	-	24, 41, 31
12/16	@ San Diego	W	7	4-4	1-1	-	-	1-1	-	-	33
12/23	OAKLAND	W	5	2-2	1-2	-	-	-	0-1	1-1	48WR, 51
12/30	@ New Orleans	W	14	5-5	3-4	-	1-1	1-1	1-1	0-1	20, 54WR, 31, 42
TOTALS			47	20-21	9-11	0-0	3-3	3-3	2-3	1-2	

2011 WASHINGTON

Date	Opp	W/L	PTS	PAT	FG	1-19	20-29	30-39	40-49	50+	KICK-BY-KICK
09/11	NEW YORK GIANTS	W	4	4-4	0-1	-	-	0-1	-	-	39WR
09/18	ARIZONA	W	10	1-1	3-4	-	2-2	1-2	-	-	26, 30B, 23, 34
09/26	@ Dallas	L	10	1-1	3-4	-	1-1	0-1	1-1	1-1	46, 27, 36B, 50
10/02	@ St. Louis	W	5	2-2	1-1	-	-	1-1	-	-	38
10/16	PHILADELPHIA	L	7	1-1	2-2	-	1-1	-	-	1-1	50, 26
10/23	@ Carolina	L	8	2-2	2-2	-	-	1-1	1-1	-	31, 49
10/30	@ Buffalo	L	0	-	0-1	-	-	-	0-1	-	49B
11/06	SAN FRANCISCO	L	3	-	1-1	-	-	-	-	1-1	59
11/13	@ Miami	L	9	-	3-5	-	2-2	-	1-2	0-1	50WL, 26, 47, 23, 49WL
11/20	DALLAS	L	6	3-3	1-3	-	-	-	1-2	0-1	40, 49WR, 52WR
11/27	@ Seattle	W	5	2-3	1-2	-	1-2	-	-	-	23B, 25
12/04	NEW YORK JETS	L	13	1-1	4-4	-	1-1	1-1	2-2	-	33, 23, 46, 43
12/11	NEW ENGLAND	L	3	3-3	2-2	-	2-2	-	-	-	24, 25
12/18	@ New York Giants	W	11	2-2	3-3	-	1-1	1-1	1-1	-	36, 43, 25
12/24	MINNESOTA	L	14	2-2	4-4	-	2-2	-	1-1	1-1	26, 53, 25, 47
01/01	@ Philadelphia	L	4	1-1	1-2	-	1-1	0-1	-	-	36B, 27
TOTALS			118	25-26	31-41	0-0	14-15	5-9	8-11	4-6	

2010 WASHINGTON

Date	Opp	W/L	PTS	PAT	FG	1-19	20-29	30-39	40-49	50+	KICK-BY-KICK
09/12	DALLAS	W	7	1-1	2-2	-	1-1	0-0	1-1	-	29, 49
09/19	HOUSTON	L	9	3-3	2-4	-	1-2	-	1-1	0-1	41, 27, 29B, 52WR
09/26	@ St. Louis	L	10	1-1	3-3	-	3-3	-	-	-	29, 24, 21
10/03	@ Philadelphia	W	5	2-2	1-1	-	1-1	-	-	-	26
10/10	GREEN BAY	W	10	1-1	3-4	-	1-1	1-1	1-1	0-1	26, 51WR, 45, 33
10/17	INDIANAPOLIS	L	6	3-3	1-2	-	-	1-1	0-1	-	48WR, 39
10/24	@ Chicago	W	5	2-2	1-2	-	-	0-1	1-1	-	46, 37LU
10/31	@ Detroit	L	7	1-1	2-2	-	-	1-1	1-1	-	38, 46
11/15	PHILADELPHIA	L	4	4-4	-	-	-	-	-	-	
11/21	@ Tennessee	W	13	1-1	4-6	1-1	-	-	3-4	0-1	19, 51WL, 40, 42, 47SH, 48
11/28	MINNESOTA	L	7	1-1	2-2	-	-	-	2-2	-	40, 42
12/05	@ New York Giants	L	1	1-1	0-1	-	-	-	0-1	-	43WL
12/12	TAMPA BAY	L	4	1-1	1-3	-	1-2	0-1	-	-	34LU, 24WL, 25
12/19	@ Dallas	L	2	2-2	-	-	-	-	-	-	
12/26	@ Jacksonville	W	8	2-2	2-2	-	-	1-1	1-1	-	48, 31
01/02	NEW YORK GIANTS	L	2	2-2	0-1	-	-	0-1	-	-	30WL
TOTALS			100	28-28	24-35	1-1	8-10	4-7	11-14	0-3	

2009 WASHINGTON

Date	Opp	W/L	PTS	PAT	FG	1-19	20-29	30-39	40-49	50+	KICK-BY-KICK
12/13	@ Oakland	W	10	4-4	2-2	-	-	-	2-2	-	46, 41
12/21	NEW YORK GIANTS	L	0	0-1	-	-	-	-	-	-	
12/27	DALLAS	L	0	-	-	-	-	-	-	-	
01/03	@ San Diego	L	8	2-2	2-2	-	2-2	-	-	-	22, 25
TOTALS			18	6-7	4-4	0-0	2-2	0-0	2-2	0-0	

DAVID GETTIS

WIDE RECEIVER • BAYLOR

FOURTH NFL SEASON
FOURTH PANTHERS SEASON



12

Ht: 6-3 Wt: 220 • Born: August 27, 1987 • NFL Games Played/Started: 17/13 • Acquired: D6b-10

PRO CAREER

- Played in two games for Carolina in 2012 after beginning the season on the physically unable to perform list while recovering from a hamstring injury.

- Spent the entire season on injured reserve for Carolina in 2011 after suffering a torn left anterior cruciate ligament during a training camp practice in August.

- Appeared in 15 games with 13 starts as a rookie in 2010...Ranked fourth among NFL rookie wide receivers with 508 yards and fifth in receptions with 37...Added three touchdowns.

- Posted career-highs of eight receptions, 125 yards and two touchdowns vs. San Francisco (10/24/10)...Scored first NFL touchdown on 18-yard reception from quarterback Matt Moore...Marked first 100-yard receiving game by a Panthers rookie since Keary Colbert caught four passes for 100 yards at Seattle (10/31/04)...Became first Panther other than Steve Smith or Muhsin Muhammad to compile a 100-yard receiving effort since Drew Carter posted five catches for 132 yards at Green Bay (11/18/07).

- 88-yard touchdown reception vs. Baltimore (11/21/10) is tied for third-longest reception in team history.

- Made his first NFL start (9/19/10) vs. Tampa Bay.

TRANSACTIONS: Activated from reserve/physically un-

able to perform by Carolina (11/6/12)...Placed on reserve/physically unable to perform with an injured left hamstring by Carolina (8/27/12)...Placed on injured reserve with an injured left knee by Carolina (8/30/11)...Selected by Carolina in the sixth round (198th overall) of the 2010 NFL Draft (4/24/10).

GP/GS: Career (17/13); 2012 (2/0); 2011 (IR); 2010 (15/13).

2012: Spent the first eight games on the physically unable to perform list for Carolina while recovering from an injured left hamstring suffered during organized team activities in June...Played in two games, did not play in one game and was inactive for five games after being activated from the physically unable to perform list (11/8)...Did not record any statistics.

COLLEGE: Played in 47 games with 30 starts at Baylor...Totaled 116 receptions for 1,555 yards and four touchdowns...Produced two career 100-yard receiving games...Averaged 22.7 yards on 41 kickoff returns for 932 yards and one touchdown...All-Big 12 Conference honorable mention as a senior in 2009...Also ran track for Baylor.

PERSONAL: Attended Dorsey HS in Los Angeles, Calif... Majored in general studies at Baylor.

DAVID GETTIS CAREER STATISTICS

RECEIVING

Year	Team	GP	GS	No	Yds	Avg	Lg	TD
2010	Carolina	15	13	37	508	13.7	88t	3
2011	Carolina			INJURED/RESERVE - KNEE				
2012	Carolina	2	0	0	0	0.0	0	0
Totals		17	13	37	508	13.7	88t	3

ADDITIONAL STATISTICS

RUSHING: 2010 (3 att-2 yds).

KICKOFF RETURNS: 2010 (8 ret-145 yds).

SINGLE-GAME CAREER HIGHS

RECEPTIONS	8	vs. San Francisco (10/24/10)
RECEIVING YARDS	125	vs. San Francisco (10/24/10)
LONG RECEPTION	88t	vs. Baltimore (11/21/10)
RECEIVING TDS	2	vs. San Francisco (10/24/10)

ADMINISTRATION
& COACHES

DAVID
GETTIS

ROOKIES

2012 IN REVIEW

RECORDS

TEAM HISTORY

REFERENCE

DAVID GETTIS GAME-BY-GAME

2012 CAROLINA

Date	Opp	W/L	P/S	Rec	Yds	Avg	Long	TD
09/09	@ Tampa Bay	L			PUP - HAMSTRING			
09/16	NEW ORLEANS	W			PUP - HAMSTRING			
09/20	NEW YORK GIANTS	L			PUP - HAMSTRING			
09/30	@ Atlanta	L			PUP - HAMSTRING			
10/07	SEATTLE	L			PUP - HAMSTRING			
10/21	DALLAS	L			PUP - HAMSTRING			
10/28	@ Chicago	L			PUP - HAMSTRING			
11/04	@ Washington	W			PUP - HAMSTRING			
11/11	DENVER	L	P	0	0	0	0	0
11/18	TAMPA BAY	L			INACTIVE			
11/26	@ Philadelphia	W			INACTIVE			
12/02	@ Kansas City	L			INACTIVE			
12/09	ATLANTA	W	P	0	0	0.0	0	0
12/16	@ San Diego	W			INACTIVE			
12/23	OAKLAND	W			INACTIVE			
12/30	@ New Orleans	W			DID NOT PLAY			
TOTALS			2/0	0	0	0.0	0	0


2010 CAROLINA

Date	Opp	W/L	P/S	Rec	Yds	Avg	Long	TD
09/12	@ New York Giants	L			INACTIVE			
09/19	TAMPA BAY	L	S	2	18	9.0	14	0
09/26	CINCINNATI	L	S	3	32	10.7	14	0
10/03	@ New Orleans	L	S	2	37	18.5	21	0
10/10	CHICAGO	L	S	3	32	10.7	13	0
10/24	SAN FRANCISCO	W	S	8	125	15.6	39	2
10/31	@ St. Louis	L	S	0	0	0.0	0	0
11/07	NEW ORLEANS	L	S	2	22	11.0	22	0
11/14	@ Tampa Bay	L	S	3	42	14.0	18	0
11/21	BALTIMORE	L	S	2	92	46.0	88t	1
11/28	@ Cleveland	L	P	0	0	0.0	0	0
12/05	@ Seattle	L	P	2	16	8.0	11	0
12/12	ATLANTA	L	S	2	22	11.0	22	0
12/19	ARIZONA	W	S	3	32	10.7	29	0
12/23	@ Pittsburgh	L	S	1	5	5.0	5	0
01/02	@ Atlanta	L	S	4	33	8.3	13	0
TOTALS			15/13	37	508	13.7	88t	3

TED GINN, JR.

WIDE RECEIVER • OHIO STATE

SEVENTH NFL SEASON
FIRST PANTHERS SEASON



19

Ht: 5-11 Wt: 185 • Born: April 12, 1985 • NFL Games Played/Started: 88/38 [5/1] • Acquired: UFA-13 (SF)

PRO CAREER

- Ranked third in the NFC in 2012 with a 10.2-yard punt return average as a member of the NFC-champion San Francisco 49ers.
- Ranked second in the NFC and third in the NFL in 2011 with a 27.6-yard kickoff return average...Finished third in the NFC and fourth in the NFL with a 12.3-yard punt return average.
- Earned NFC Special Teams Player of the Week vs. Seattle (9/11/11)...Became 12th player in NFL history to return a kickoff and punt for a touchdown in the same game, scoring on a 102-yard kickoff return and 55-yard punt return.
- Ranked second in the NFC and third in the NFL in 2010 with a 13.4-yard punt return average.
- Named AFC Special Teams Player of the Month for November 2009...Averaged 30.8 yards on 21 kickoff returns for 646 yards and two scores in five games.
- Earned AFC Special Teams Player of the Week at the New York Jets (11/1/09)...Tied an NFL record with two kickoff returns for touchdowns, scoring on returns of 100 and 101 yards.
- Tallied a career-high 11 receptions for 108 yards vs. Indianapolis (9/21/09).
- Led Miami in receptions and receiving yards in 2008 with career highs of 56 receptions and 790 receiving yards.
- Accumulated a Miami Dolphins rookie record 2,086 combined yards in 2007.

TRANSACTIONS: Signed as an unrestricted free agent by Carolina (3/22/13)...Re-signed as an unrestricted free agent by San Francisco (3/23/12)...Traded by Miami to San Francisco in exchange for a 2010 fifth-round draft choice (4/16/10)...Selected in the first round (ninth overall) of the NFL Draft by Miami (4/28/07).

GP/GS: Career (88/38) [5/1]; 2012 (13/0) [3/0]; 2011

(14/3) [1/0]; 2010 (13/0); 2009 (16/12); 2008 (16/14) [1/1]; 2007 (16/9).

2012: Played in 13 games for San Francisco...Inactive for the first three games after injuring ankle during the preseason...Made two receptions for one yard...Picked up seven yards rushing on one attempt...Ranked third in the NFC with a 10.2-yard punt return average on 32 returns for 326 yards with a long of 38 yards and 12 fair catches...Returned 11 kickoffs for 253 yards with a long of 31 yards...**POSTSEASON:** Played in all three games...Notched one catch for three yards, three punt returns for 52 yards with three fair catches and one kickoff return for 31 yards...**At Arizona (10/29):** Matched career high with five punt returns...**NFC Championship at Atlanta (1/20):** Set up game-winning touchdown with a 20-yard punt return to Falcons 38-yard line in the fourth quarter...**Super Bowl XLVII vs. Baltimore (2/3):** Put 49ers in position for a touchdown with a 32-yard punt return.

COLLEGE: Played in 37 games with 31 starts at Ohio State...Entered NFL following junior season...Totaled 135 receptions for 1,943 yards and 15 touchdowns...Rushed for 213 yards and three touchdowns on 28 carries...Returned 64 punts for 900 yards with six touchdowns and 38 kickoffs for 1,012 yards with two touchdowns...Tied an NCAA record with eight career touchdowns on returns...Earned second-team All-America and second-team All-Big 10 Conference honors as a junior in 2006...Became the first player in school history to score a touchdown on a pass, run, punt return and kickoff return in the same season as a sophomore in 2005...Set conference and school records with four punt returns for touchdowns as a freshman in 2004.

PERSONAL: Attended Glenville HS in Cleveland, Ohio...Major in human development and family science at Ohio State.

GINN AMONG TOP RETURNERS

Since entering the NFL in 2007, Tedd Ginn, Jr.'s 6,856 combined return yards rank fourth in the NFL.

COMBINED KICK RETURN YARDAGE LEADERS, 2007-2012

Player, Team	Total Yards	Punt Yards	Kickoff Yards	Total Ret. TDs
Josh Cribbs, Oak.	9,525	2,098	7,427	9
Darren Sproles, N.O.	7,817	1,304	6,513	5
Leon Washington, N.E.	7,807	1,571	6,236	8
<i>Ted Ginn, Jr., Car.</i>	<i>6,856</i>	<i>1,425</i>	<i>5,431</i>	<i>6</i>
Devin Hester, Chi.	5,925	2,385	3,540	12



ADMIN & COACHES

TED GINN, JR.

ROOKIES

2012 IN REVIEW

RECORDS

TEAM HISTORY

REFERENCE

TED GINN, JR. CAREER STATISTICS

ADMIN &
COACHES

TED
GINN, JR.

ROOKIES

2012 IN REVIEW

RECORDS

TEAM HISTORY

REFERENCE

RECEIVING

Year	Team	GP	GS	No	Yds	Avg	Lg	TD
2007	Miami	16	9	34	420	12.4	54	2
2008	Miami	16	14	56	790	14.1	64	2
2009	Miami	16	12	38	454	11.9	53t	1
2010	San Francisco	13	0	12	163	13.6	37t	1
2011	San Francisco	14	3	19	220	11.6	26	0
2012	San Francisco	13	0	2	1	0.5	1	0
Totals		88	38	161	2048	12.7	64	6

RUSHING

No	Yds	Avg	Lg	TD
4	3	0.8	7	0
5	73	14.6	40t	2
7	48	6.9	22	0
2	11	5.5	9	0
8	68	8.5	24	0
1	7	7.0	7	0
27	210	7.8	40t	2

KICKOFF RETURNS

Year	Team	No	Yds	Avg	Lg	TD
2007	Miami	63	1433	22.7	52	0
2008	Miami	32	657	20.5	41	0
2009	Miami	52	1296	24.9	101t	2
2010	San Francisco	47	992	21.1	61	0
2011	San Francisco	29	800	27.6	102t	1
2012	San Francisco	11	253	23.0	31	0
Totals		234	5431	23.2	102t	3

PUNT RETURNS

No	Yds	Avg	Lg	TD
24	230	9.6	87t	1
7	54	7.7	15	0
5	28	5.6	12	0
24	321	13.4	78t	1
38	466	12.3	55t	1
32	326	10.2	38	0
130	1425	11.0	87t	3

POSTSEASON

RECEIVING

Year	Team	GP	GS	No	Yds	Avg	Lg	TD
2008	Miami	1	1	5	38	7.6	9	0
2011	San Francisco	1	0	1	11	11.0	11	0
2012	San Francisco	3	0	1	3	3.0	3	0
Totals		5	1	7	52	7.4	11	0

RUSHING

No	Yds	Avg	Lg	TD
0	0	0.0	0	0
1	3	3.0	3	0
0	0	0.0	0	0
1	3	3.0	3	0

KICKOFF RETURNS

Year	Team	No	Yds	Avg	Lg	TD
2008	Miami	1	14	14.0	14	0
2011	San Francisco	0	0	0.0	0	0
2012	San Francisco	1	31	31.0	31	0
Totals		2	45	22.5	31	0

PUNT RETURNS

No	Yds	Avg	Lg	TD
0	0	0.0	0	0
2	23	11.5	16	0
3	52	17.3	32	0
5	75	15.0	32	0

ADDITIONAL STATISTICS

SPECIAL TEAMS TACKLES: 2007 (2).

SINGLE-GAME CAREER HIGHS

RECEPTIONS	11	vs. Indianapolis (9/21/09)
RECEIVING YARDS	175	vs. Buffalo (10/26/08)
RECEIVING TDS	1	six times, last vs. Arizona (1/2/11)
LONG RECEPTION	64	vs. Buffalo (10/26/08)
KICKOFF RETURNS	8	two times, last vs. New England (11/23/08)
KICKOFF RETURN YARDS	299	at New York Jets (11/01/09)
KICKOFF RETURN TDS	2	at New York Jets (11/01/09)
LONG KICKOFF RETURN	102t	vs. Seattle (9/11/11)
PUNT RETURNS	5	three times, last at Arizona (10/29/12)
PUNT RETURN YARDS	99	at Philadelphia (11/18/07)
PUNT RETURN TDS	1	three times, last vs. Seattle (9/11/11)
LONG PUNT RETURN	87t	at Philadelphia (11/18/07)
COMBINED NET YARDS	299	at New York Jets (11/01/09)

TED GINN, JR. GAME-BY-GAME

2012 SAN FRANCISCO

				RECEIVING					RUSHING					PUNT RETURNS					KICKOFF RETURNS					Total	
Date	Opp	W/L	P/S	Rec	Yds	Avg	LG	TD	Rsh	Yds	Avg	LG	TD	PR	Yds	Avg	LG	TD	KOR	Yds	Avg	LG	TD	Yds	
09/09	@ GB	W							INACTIVE - ANKLE																
09/16	DET	W							INACTIVE - ANKLE																
09/23	@ Min	L							INACTIVE - ANKLE																
09/30	@ NYJ	W	P	-	-	-	-	-	1	7	7.0	7	0	4	40	10.0	20	0	-	-	-	-	-	47	
10/07	BUF	W	P	-	-	-	-	-	-	-	-	-	-	3	19	6.3	11	0	-	-	-	-	-	19	
10/14	NYG	L	P	-	-	-	-	-	-	-	-	-	-	2	22	11.0	14	0	-	-	-	-	-	22	
10/18	SEA	W	P	-	-	-	-	-	-	-	-	-	-	3	70	23.3	38	0	2	41	20.5	26	0	111	
10/29	@ Ari	W	P	1	0	0.0	0	0	-	-	-	-	-	5	59	11.8	35	0	1	31	31.0	31	0	90	
11/11	STL	T	P	-	-	-	-	-	-	-	-	-	-	2	23	11.5	12	0	5	118	23.6	28	0	141	
11/19	CHI	W	P	-	-	-	-	-	-	-	-	-	-	4	19	4.8	12	0	3	63	21.0	23	0	82	
11/25	@ NO	W	P	-	-	-	-	-	-	-	-	-	-	2	13	6.5	13	0	-	-	-	-	-	13	
12/02	@ Stl	L	P	1	1	1.0	1	0	-	-	-	-	-	2	6	3.0	6	0	-	-	-	-	-	7	
12/09	MIA	W	P	-	-	-	-	-	-	-	-	-	-	1	12	12.0	12	0	-	-	-	-	-	12	
12/16	@ NE	W	P	-	-	-	-	-	-	-	-	-	-	3	15	5.0	8	0	-	-	-	-	-	15	
12/23	@ Sea	L	P	-	-	-	-	-	-	-	-	-	-	-	-	-	-	-	-	-	-	-	-	-	
12/30	ARI	W	P	-	-	-	-	-	-	-	-	-	-	1	28	28.0	28	0	-	-	-	-	-	28	
TOTALS				13/0	2	1	0.5	1	0	1	7	7.0	7	0	32	326	10.2	38	0	11	253	23.0	31	0	587

POSTSEASON

12/12	GB	W	P	1	3	3.0	3	0	-	-	-	-	-	1	0	0.0	0	0	-	-	-	-	-	3
12/20	@ Atl	W	P	-	-	-	-	-	-	-	-	-	-	1	20	20.0	20	0	-	-	-	-	-	20
12/03	BAL	W	P	-	-	-	-	-	-	-	-	-	-	1	32	32.0	32	0	1	31	31.0	31	0	63
TOTALS			3/0	1	3	3.0	3	0	0	0	0.0	0	0	3	52	17.3	32	0	1	31	31.0	31	0	86

2011 SAN FRANCISCO

				RECEIVING					RUSHING					PUNT RETURNS					KICKOFF RETURNS					Total	
Date	Opp	W/L	P/S	Rec	Yds	Avg	LG	TD	Rsh	Yds	Avg	LG	TD	PR	Yds	Avg	LG	TD	KOR	Yds	Avg	LG	TD	Yds	
09/11	SEA	W	P	-	-	-	-	-	1	0	0.0	0	0	5	92	18.4	55t	1	4	176	44.0	102t	1	268	
09/18	DAL	L	P	4	38	9.5	14	0	-	-	-	-	-	4	45	11.3	20	0	-	-	-	-	-	83	
09/25	@ Cin	W	P	-	-	-	-	-	-	-	-	-	-	3	19	6.3	9	0	2	59	29.5	32	0	78	
10/02	@ Phi	W	P	-	-	-	-	-	-	-	-	-	-	2	-6	-3.0	0	0	3	74	24.7	30	0	68	
10/09	TB	W	P	-	-	-	-	-	1	24	24.0	24	0	3	51	17.0	29	0	-	-	-	-	-	75	
10/16	@ Det	W	S	2	24	12.0	18	0	2	21	10.5	12	0	3	72	24.0	40	0	4	105	26.3	31	0	222	
10/30	CLE	W	S	-	-	-	-	-	1	-8	-8.0	-8	0	2	18	9.0	18	0	2	33	16.5	22	0	43	
11/06	@ Was	W	P	1	14	14.0	14	0	-	-	-	-	-	5	47	9.4	19	0	1	20	20.0	20	0	81	
11/13	NYG	W	P	3	39	13.0	16	0	-	-	-	-	-	-	-	-	-	-	2	55	27.5	31	0	94	
11/20	ARI	W	P	-	-	-	-	-	-	-	-	-	-	4	16	4.0	10	0	2	42	21.0	24	0	58	
11/24	@ Bal	L	P	2	21	10.5	12	0	1	9	9.0	9	0	-	-	-	-	-	3	93	31.0	36	0	123	
12/04	STL	W	S	4	56	14.0	26	0	1	16	16.0	16	0	3	19	6.3	11	0	1	31	31.0	31	0	122	
12/11	@ Ari	L	P	2	14	7.0	7	0	-	-	-	-	-	4	93	23.3	52	0	4	100	25.0	33	0	207	
12/19	PIT	W	P	1	14	14.0	14	0	1	6	6.0	6	0	-	-	-	-	-	1	12	12.0	12	0	32	
12/24	@ Sea	W		INACTIVE - ANKLE																					
01/01	@ Stl	W		INACTIVE - ANKLE																					
TOTALS				14/3	19	220	11.6	26	0	8	68	8.5	24	0	38	466	12.3	55t	1	29	800	27.6	102t	1	1554

POSTSEASON

01/14	NO	W	P	1	11	11.0	11	0	1	3	3.0	3	0	2	23	11.5	16	0	-	-	-	-	-	37
01/22	NYG	L							INACTIVE - KNEE															
TOTALS			1/0	1	11	11.0	11	0	1	3	3.0	3	0	2	23	11.5	16	0	0	0	0.0	0	0	37

ADMIN & COACHES

TED GINN, JR.

ROOKIES

2012 IN REVIEW

RECORDS

TEAM HISTORY

REFERENCE

2010 SAN FRANCISCO

				RECEIVING					RUSHING					PUNT RETURNS					KICKOFF RETURNS					Total	
Date	Opp	W/L	P/S	Rec	Yds	Avg	LG	TD	Rsh	Yds	Avg	LG	TD	PR	Yds	Avg	LG	TD	KOR	Yds	Avg	LG	TD	Yds	
09/12	@ Sea	L	P	1	19	19.0	19	0	-	-	-	-	-	2	27	13.5	16	0	3	54	18.0	34	0	100	
09/20	NO	L							INACTIVE - KNEE																
09/26	@ KC	L							INACTIVE - KNEE																
10/03	@ ATL	L							INACTIVE - KNEE																
10/10	PHI	L	P	2	26	13.0	17	0	-	-	-	-	-	2	9	4.5	11	0	5	181	36.2	61	0	216	
10/17	OAK	W	P	2	23	11.5	19	0	1	2	2.0	2	0	4	37	9.3	20	0	2	48	24.0	27	0	110	
10/24	@ Car	L	P	-	-	-	-	-	-	-	-	-	-	3	24	8.0	12	0	2	47	23.5	24	0	71	
10/31	DEN	W	P	-	-	-	-	-	1	9	9.0	9	0	2	15	7.5	14	0	4	89	22.3	36	0	113	
11/14	STL	W	P	-	-	-	-	-	-	-	-	-	-	-	-	-	-	-	3	42	14.0	15	0	42	
11/21	TB	L	P	1	7	7.0	7	0	-	-	-	-	-	-	-	-	-	-	3	69	23.0	30	0	76	
11/29	@ Ari	W	P	1	11	11.0	11	0	-	-	-	-	-	2	54	27.0	42	0	2	62	31.0	41	0	127	
12/05	@ GB	L	P	-	-	-	-	-	-	-	-	-	-	2	31	15.5	19	0	5	81	16.2	32	0	112	
12/12	SEA	W	P	-	-	-	-	-	-	-	-	-	-	1	3	3.0	3	0	3	60	20.0	25	0	63	
12/16	@ SD	L	P	2	14	7.0	9	0	-	-	-	-	-	2	24	12.0	23	0	7	116	16.6	22	0	154	
12/26	@ Stl	L	P	1	22	22.0	22	0	-	-	-	-	-	3	97	32.3	78t	1	6	100	16.7	20	0	219	
01/02	ARI	W	P	2	41	20.5	37t	1	-	-	-	-	-	1	0	0.0	0	0	2	43	21.5	24	0	84	
TOTALS				13/0	12	163	13.6	37t	1	2	11	5.5	9	0	24	321	13.4	78t	1	47	992	21.1	61	0	1487

2009 MIAMI

				RECEIVING					RUSHING					PUNT RETURNS					KICKOFF RETURNS					Total	
Date	Opp	W/L	P/S	Rec	Yds	Avg	LG	TD	Rsh	Yds	Avg	LG	TD	PR	Yds	Avg	LG	TD	KOR	Yds	Avg	LG	TD	Yds	
09/13	@ Atl	L	S	2	26	13.0	16	0	2	9	4.5	8	0	-	-	-	-	-	3	55	18.3	21	0	90	
09/21	IND	L	S	11	108	9.8	21	0	-	-	-	-	-	-	-	-	-	-	-	-	-	-	-	108	
09/27	@ SD	L	S	-	-	-	-	-	-	-	-	-	-	-	-	-	-	-	-	-	-	-	-	-	
10/04	BUF	W	S	1	4	4.0	4	0	1	22	22.0	22	0	1	11	11.0	11	0	-	-	-	-	-	37	
10/12	NYJ	W	P	2	57	28.5	53t	1	-	-	-	-	-	-	-	-	-	-	1	32	32.0	32	0	89	
10/25	NO	L	S	2	16	8.0	10	0	1	5	5.0	5	0	1	-2	-2.0	-2	0	4	103	25.8	34	0	122	
11/01	@ NYJ	W	P	-	-	-	-	-	-	-	-	-	-	-	-	-	-	-	6	299	49.8	101t	2	299	
11/08	@ NE	L	P	1	7	7.0	7	0	-	-	-	-	-	-	-	-	-	-	4	97	24.3	37	0	104	
11/15	TB	W	S	-	-	-	-	-	1	0	0.0	0	0	1	7	7.0	7	0	5	90	18.0	28	0	97	
11/19	@ Car	W	S	4	32	8.0	16	0	-	-	-	-	-	-	-	-	-	-	2	85	42.5	48	0	117	
11/29	@ Buf	L	S	2	18	9.0	11	0	1	-4	-4.0	-4	0	1	12	12.0	12	0	4	75	18.8	21	0	101	
12/06	NE	W	S	2	34	17.0	19	0	-	-	-	-	-	-	-	-	-	-	4	107	26.8	51	0	141	
12/13	@ Jac	W	P	1	12	12.0	12	0	1	16	16.0	16	0	-	-	-	-	-	3	66	22.0	27	0	94	
12/20	@ Ten	L	S	2	38	19.0	19	0	-	-	-	-	-	1	0	0.0	0	0	6	104	17.3	23	0	142	
12/27	HOU	L	S	5	82	16.4	35	0	-	-	-	-	-	-	-	-	-	-	6	121	20.2	29	0	203	
01/03	PIT	L	S	3	20	6.7	8	0	-	-	-	-	-	-	-	-	-	-	4	62	15.5	22	0	82	
TOTALS				16/12	38	454	11.9	53t	1	7	48	6.9	22	0	5	28	5.6	12	0	52	1296	24.9	101t	2	1826

2008 MIAMI

				RECEIVING					RUSHING					PUNT RETURNS					KICKOFF RETURNS					Total	
Date	Opp	W/L	P/S	Rec	Yds	Avg	LG	TD	Rsh	Yds	Avg	LG	TD	PR	Yds	Avg	LG	TD	KOR	Yds	Avg	LG	TD	Yds	
09/07	NYJ	L	S	2	17	8.5	14	0	1	2	2.0	2	0	3	13	4.3	9	0	-	-	-	-	-	32	
09/14	@ Ari	L	S	1	9	9.0	9	0	-	-	-	-	-	-	-	-	-	-	-	-	-	-	-	9	
09/21	@ NE	W	S	5	49	9.8	18	0	-	-	-	-	-	-	-	-	-	-	-	-	-	-	-	49	
10/05	SD	W	S	7	55	7.9	14	0	-	-	-	-	-	1	11	11.0	11	0	-	-	-	-	-	66	
10/12	@ Hou	L	S	1	-1	-1.0	-1	0	-	-	-	-	-	-	-	-	-	-	-	-	-	-	-	-1	
10/19	BAL	L	S	4	48	12.0	19	0	-	-	-	-	-	-	-	-	-	-	5	93	18.6	31	0	141	
10/26	BUF	W	S	7	175	25.0	64	0	-	-	-	-	-	-	-	-	-	-	3	37	12.3	26	0	212	
11/02	@ Den	W	S	3	38	12.7	13	0	-	-	-	-	-	-	-	-	-	-	1	41	41.0	41	0	79	
11/09	SEA	W	P	4	67	16.8	39t	1	-	-	-	-	-	-	-	-	-	-	3	88	29.3	37	0	155	
11/16	OAK	W	S	4	51	12.8	23	0	2	42	21.0	40t	1	2	23	11.5	15	0	3	53	17.7	22	0	169	
11/23	NE	L	S	5	88	17.6	46	0	-	-	-	-	-	-	-	-	-	-	8	154	19.3	36	0	242	
11/30	@ Stl	W	S	4	55	13.8	19	0	-	-	-	-	-	-	-	-	-	-	5	99	19.8	23	0	154	
12/07	@ Buf	W	S	1	18	18.0	18	0	1	-2	-2.0	-2	0	1	7	7.0	7	0	1	22	22.0	22	0	45	
12/14	SF	W	S	2	6	3.0	6	0	-	-	-	-	-	-	-	-	-	-	3	70	23.3	34	0	76	
12/21	@ KC	W	S	4	44	11.0	18	0	1	31	31.0	31t	1	-	-	-	-	-	-	-	-	-	-	75	
12/28	@ NYJ	W	P	2	71	35.5	44	1	-	-	-	-	-	-	-	-	-	-	-	-	-	-	-	71	
TOTALS				16/14	56	790	14.1	64	2	5	73	14.6	40t	2	7	54	7.7	15	0	32	657	20.5	41	0	1574
POSTSEASON																									
01/04	BAL	L	S	5	38	7.6	9	0	-	-	-	-	-	-	-	-	-	-	1	14	14.0	14	0	52	
TOTALS				1/1	5	38	7.6	9	0	0	0	0.0	0	0	0	0.0	0	0	1	14	14.0	14	0	52	

2007 MIAMI

				RECEIVING					RUSHING					PUNT RETURNS					KICKOFF RETURNS					Total	
Date	Opp	W/L	P/S	Rec	Yds	Avg	LG	TD	Rsh	Yds	Avg	LG	TD	PR	Yds	Avg	LG	TD	KOR	Yds	Avg	LG	TD	Yds	
09/09	@ Was	L	P	-	-	-	-	-	1	7	7.0	7	0	4	20	5.0	9	0	3	70	23.3	34	0	97	
09/16	DAL	L	P	-	-	-	-	-	1	-3	-3.0	-3	0	3	37	12.3	23	0	6	121	20.2	31	0	155	
09/23	@ NYJ	L	P	1	15	15.0	15	0	-	-	-	-	-	2	6	3.0	6	0	3	80	26.7	39	0	101	
09/30	OAK	L	P	-	-	-	-	-	-	-	-	-	-	-	-	-	-	-	3	58	19.3	33	0	58	
10/07	@ Hou	L	P	1	36	36.0	36	0	-	-	-	-	-	-	-	-	-	-	5	176	35.2	52	0	212	
10/14	@ Cle	L	S	1	32	32.0	32	0	-	-	-	-	-	1	10	10.0	10	0	5	122	24.4	33	0	164	
10/21	NE	L	S	3	37	12.3	15	0	-	-	-	-	-	-	-	-	-	-	4	86	21.5	27	0	123	
10/28	NYG	L	S	1	21	21.0	21t	1	-	-	-	-	-	-	-	-	-	-	3	65	21.7	24	0	86	
11/11	BUF	L	S	1	12	12.0	12	0	1	0	0.0	0	0	2	16	8.0	9	0	2	29	14.5	15	0	57	
11/18	@ Phi	L	P	4	52	13.0	22	0	-	-	-	-	-	3	99	33.0	87t	1	2	52	26.0	29	0	203	
11/26	@ Pit	L	P	3	35	11.7	15	0	1	-1	-1.0	-1	0	-	-	-	-	-	1	23	23.0	21	0	57	
12/02	NYJ	L	S	3	19	6.3	10	0	-	-	-	-	-	-	-	-	-	-	8	198	24.8	30	0	217	
12/09	@ Buf	L	S	4	67	16.8	54	0	-	-	-	-	-	4	3	0.8	6	0	3	51	17.0	28	0	121	
12/16	BAL	W	S	1	14	14.0	14	0	-	-	-	-	-	3	31	10.3	13	0	5	112	22.4	43	0	157	
12/23	@ NE	L	S	4	27	6.8	10	0	-	-	-	-	-	1	2	2.0	2	0	4	79	19.8	23	0	108	
12/30	Cin	L	S	7	53	7.6	13	1	-	-	-	-	-	1	6	6.0	6	0	6	111	18.5	32	0	170	
TOTALS				16/9	34	420	12.4	54	2	4	3	0.8	7	0	24	230	9.6	87t	1	63	1433	22.7	52	0	2086

ADMIN & COACHES

TED GINN, JR.

ROOKIES

2012 IN REVIEW

RECORDS

TEAM HISTORY

REFERENCE

CHARLES GODFREY

SAFETY • IOWA

SIXTH NFL SEASON
SIXTH PANTHERS SEASON



Ht: 5-11 Wt: 210 • Born: November 15, 1985 • NFL Games Played/Started: 73/72 [1/1] • Acquired: D3a-08

ADMINISTRATION
& COACHES

CHARLES
GODFREY

ROOKIES

2012 IN REVIEW

RECORDS

TEAM HISTORY

REFERENCE

PRO CAREER

• Started all 15 games played for Carolina unit that ranked 10th in the NFL in total defense in 2012...Tied for the Panthers lead in 2012 with two interceptions, including one returned for a touchdown.

• Stepped in front of a Drew Brees pass for an interception and returned it nine yards for his first ever touchdown vs. New Orleans (9/16/12).

• Started 14 games at strong safety for Carolina in 2011... Ranked second on the team with 100 tackles...Added two interceptions and five passes defended.

• Posted career-high two interceptions in the 2010 season opener at New York Giants (9/12/10) off quarterback Eli Manning.

• Five interceptions in 2010 were most by a Panther since cornerback Chris Gamble recorded seven and Ken Lucas tallied six in 2005.

• Part of a safety tandem with Chris Harris that produced 10 takeaways in the final six regular season games in 2009...Godfrey notched one interception and three forced fumbles.

• In 2008 became first rookie safety in club history to start all 16 games.

• Registered first career sack at Minnesota (9/21/08), dropping Vikings quarterback Gus Frerotte for an eight-yard loss.

• Collected first interception of career vs. Detroit (11/16/08), picking off Lions quarterback Daunte Culpepper.

TRANSACTIONS: Signed to contract extension by Carolina (9/10/11)...Selected by Carolina in the third round (67th overall) of the 2008 NFL Draft (4/27/08).

GP/GS: Career (73/72) [1/1]; 2012 (15/15); 2011 (14/14); 2010 (16/16); 2009 (12/11); 2008 (16/16) [1/1].

2012: Started 15 games with 12 starts at strong safety and three at free safety for Carolina...Tied for the team lead with two interceptions, including one returned for a touchdown...Registered 77 tackles, one fumble recovery and four passes defended...Contributed to unit that ranked 10th in the NFL in total defense...Started the first 12 games at strong safety...Did not play versus Atlanta (12/9) because of a back injury...Moved to free safety for the last three games following a season-ending injury to Haruki Nakamura...**Vs. New Orleans (9/16):** Stepped in front of a Drew Brees pass for an interception and returned it nine yards for his first ever touchdown...Marked the shortest interception return for a touchdown in team history...**Vs. Denver (11/11):** Recovered a fumble by Broncos running back Willis McGahee...**At New Orleans (12/30):** Picked off a pass by Brees...Takeaway led to a touchdown.

COLLEGE: Played in 11 games or more every year at Iowa... Started games at cornerback, strong safety and free safety...Recorded 193 tackles, three fumble recoveries and seven interceptions and 14 passes defended in career...Named All-America honorable mention and All-Big Ten Conference second-team as a senior in 2007...Intercepted a career-high five passes as a senior...In 47 games at Iowa, Godfrey earned 28 starts, 25 at cornerback and three at safety.

PERSONAL: Attended Robert E. Lee HS in Baytown, Texas... Majored in health and sports studies at Iowa...Older brother El Roberson played quarterback at Kansas State.

PICKED OFF

Safety Charles Godfrey has been a mainstay on the Carolina defense since his arrival to the team in 2008. Godfrey has started 72 of 73 career games played and is one of eight players in Panthers history with double-digit interceptions.

PANTHERS CAREER INTERCEPTION LEADERS

Player	INTs	Seasons
Chris Gamble	27	2004-12
Eric Davis	26	1996-2000
Mike Minter	17	1997-2006
Doug Evans	14	1998-2001
Richard Marshall	14	2006-10
Ken Lucas	13	2005-08
Deon Grant	11	2000-03
Charles Godfrey	11	2008-12



CHARLES GODFREY CAREER STATISTICS

Year	Team	GP/GS	Tot	T	A	Sack	Yds	INT	Yds	Lg	TD	PD	FF	FR	Yds
2008	Carolina	16/16	78	46	32	1.0	8.0	1	16	16	0	7	1	2	0
2009	Carolina	12/11	50	34	16	0.0	0.0	1	12	12	0	4	4	0	0
2010	Carolina	16/16	104	71	33	0.0	0.0	5	112	38	0	4	0	0	0
2011	Carolina	14/14	100	63	37	1.0	6.0	2	30	21	0	5	1	0	0
2012	Carolina	15/15	77	61	16	0.0	0.0	2	9	9t	1	4	0	1	0
Totals		73/72	409	275	134	2.0	14.0	11	179	54	1	24	6	3	0

POSTSEASON

Year	Team	GP/GS	Tot	T	A	Sack	Yds	INT	Yds	Lg	TD	PD	FF	FR	Yds
2008	Carolina	1/1	7	6	1	0.0	0.0	0	0	0	0	0	0	0	0
Totals		1/1	7	6	1	0.0	0.0	0	0	0	0	0	0	0	0

ADDITIONAL STATISTICS

SPECIAL TEAMS TACKLES: 2008 (6); 2010 (4); 2011 (5).

SINGLE-GAME CAREER HIGHS

TACKLES	12	vs. Cincinnati (9/26/10)
SACKS	1	two times, last at Indianapolis (11/27/11)
INTERCEPTIONS	2	at New York Giants (9/12/10)
LONG INT RETURN	38	vs. Cincinnati (9/26/10)
PASSES DEFENSED	2	three times, last vs. New Orleans (10/9/11)
FORCED FUMBLES	1	six times, last at Indianapolis (11/27/11)
FUMBLE RECOVERIES	1	three times, last vs. Denver (11/11/12)

CHARLES GODFREY GAME-BY-GAME

2012 CAROLINA

Date	Opp	W/L	P/S	T	S	A	SACK	QBP	FR	FF	PD	INT	YDS	LG	TD
09/09	@ Tampa Bay	L	S	6	5	1	0.0	0	0	0	0	-	-	-	0
09/16	NEW ORLEANS	W	S	7	6	1	0.0	0	0	0	0	1	9	9t	1
09/20	NEW YORK GIANTS	L	S	9	6	3	0.0	0	0	0	0	-	-	-	0
09/30	@ Atlanta	L	S	7	6	1	0.0	0	0	0	0	-	-	-	0
10/07	SEATTLE	L	S	6	3	3	0.0	0	0	0	0	-	-	-	0
10/21	DALLAS	L	S	6	5	1	0.0	0	0	0	0	-	-	-	0
10/28	@ Chicago	L	S	2	2	0	0.0	0	0	0	0	-	-	-	0
11/04	@ Washington	W	S	8	8	0	0.0	0	0	0	1	-	-	-	0
11/11	DENVER	L	S	8	6	2	0.0	0	1	0	0	-	-	-	0
11/18	TAMPA BAY	L	S	7	6	1	0.0	0	0	0	1	-	-	-	0
11/26	@ Philadelphia	W	S	1	1	0	0.0	0	0	0	0	-	-	-	0
12/02	@ Kansas City	L	S	3	3	0	0.0	0	0	0	0	-	-	-	0
12/09	ATLANTA	W					DID NOT PLAY - BACK								
12/16	@ San Diego	W	S	1	0	1	0.0	0	0	0	0	-	-	-	0
12/23	OAKLAND	W	S	2	1	1	0.0	0	0	0	1	-	-	-	0
12/30	@ New Orleans	W	S	4	3	1	0.0	0	0	0	1	1	0	0	0
TOTALS				15/15	77	61	16	0.0	0	1	0	4	2	9	9t 1

2011 CAROLINA

Date	Opp	W/L	P/S	T	S	A	SACK	QBP	FR	FF	PD	INT	YDS	LG	TD
09/11	@ Arizona	L	S	4	3	1	0.0	0	0	0	0	-	-	-	0
09/18	GREEN BAY	L	S	6	5	1	0.0	0	0	0	0	-	-	-	0
09/25	JACKSONVILLE	W					INACTIVE - HEAD								
10/02	@ Chicago	L	S	9	4	5	0.0	0	0	0	0	1	9	9	0
10/09	NEW ORLEANS	L	S	5	4	1	0.0	0	0	0	2	-	-	-	0
10/16	@ Atlanta	L	S	7	5	2	0.0	0	0	0	0	-	-	-	0
10/23	WASHINGTON	W	S	4	3	1	0.0	0	0	0	0	-	-	-	0
10/30	MINNESOTA	L	S	9	7	2	0.0	0	0	0	0	-	-	-	0
11/13	TENNESSEE	L	S	9	6	3	0.0	0	0	0	0	-	-	-	0
11/20	@ Detroit	L	S	9	7	2	0.0	0	0	0	1	1	21	21	0
11/27	@ Indianapolis	W	S	7	5	2	1.0	0	0	1	1	-	-	-	0
12/04	@ Tampa Bay	W	S	11	7	4	0.0	0	0	0	0	-	-	-	0
12/11	ATLANTA	L	S	10	3	7	0.0	0	0	0	0	-	-	-	0
12/18	@ Houston	W	S	2	1	1	0.0	0	0	0	0	-	-	-	0
12/24	TAMPA BAY	W					INACTIVE - SHOULDER								
01/01	@ New Orleans	L	S	8	3	5	0.0	0	0	0	1	-	-	-	0
TOTALS			14/14	100	63	37	1.0	0	0	1	5	2	30	21	0

2010 CAROLINA

Date	Opp	W/L	P/S	T	S	A	SACK	QBP	FR	FF	PD	INT	YDS	LG	TD
09/12	@ New York Giants	L	S	8	6	2	0.0	0	0	0	0	2	32	23	0
09/19	TAMPA BAY	L	S	6	2	4	0.0	1	0	0	1	-	-	-	0
09/26	CINCINNATI	L	S	12	10	2	0.0	0	0	0	0	1	38	38	0
10/03	@ New Orleans	L	S	8	6	2	0.0	0	0	0	0	-	-	-	0
10/10	CHICAGO	L	S	5	4	1	0.0	0	0	0	0	-	-	-	0
10/24	SAN FRANCISCO	W	S	6	4	2	0.0	0	0	0	0	-	-	-	0
10/31	@ St. Louis	L	S	2	2	0	0.0	0	0	0	0	-	-	-	0
11/07	NEW ORLEANS	L	S	7	5	2	0.0	3	0	0	0	-	-	-	0
11/14	@ Tampa Bay	L	S	6	3	3	0.0	0	0	0	0	-	-	-	0
11/21	BALTIMORE	L	S	9	6	3	0.0	0	0	0	0	-	-	-	0
11/28	@ Cleveland	L	S	10	5	5	0.0	0	0	0	1	1	18	18	0
12/05	@ Seattle	L	S	4	3	1	0.0	0	0	0	1	-	-	-	0
12/12	ATLANTA	L	S	3	2	1	0.0	0	0	0	0	-	-	-	0
12/19	ARIZONA	W	S	6	4	2	0.0	0	0	0	0	-	-	-	0
12/23	@ Pittsburgh	L	S	8	7	1	0.0	0	0	0	1	-	-	-	0
01/02	@ Atlanta	L	S	4	2	2	0.0	0	0	0	0	-	-	-	0
TOTALS			16/16	104	71	33	0.0	4	0	0	4	5	112	38	0

2009 CAROLINA

Date	Opp	W/L	P/S	T	S	A	SACK	QBP	FR	FF	PD	INT	YDS	LG	TD
09/13	PHILADELPHIA	L	S	5	4	1	0.0	0	0	0	1	-	-	-	0
09/20	@ Atlanta	L	S	6	6	0	0.0	0	0	1	0	-	-	-	0
09/28	@ Dallas	L	S	5	1	4	0.0	0	0	0	0	-	-	-	0
10/11	WASHINGTON	W	S	3	2	1	0.0	0	0	0	0	-	-	-	0
10/18	@ Tampa Bay	W	S	5	4	1	0.0	0	0	0	0	-	-	-	0
10/25	BUFFALO	L	S	3	0	3	0.0	0	0	0	0	-	-	-	0
11/01	@ Arizona	W					INACTIVE - HAND								
11/08	@ New Orleans	L					INACTIVE - HAND								
11/15	ATLANTA	W					INACTIVE - HAND								
11/19	MIAMI	L					INACTIVE - HAND								
11/29	@ New York Jets	L	P	1	1	0	0.0	0	0	0	0	-	-	-	0
12/06	TAMPA BAY	W	S	2	2	0	0.0	0	0	0	2	1	12	12	0
12/13	@ New England	L	S	9	6	3	0.0	0	0	1	0	-	-	-	0
12/20	MINNESOTA	W	S	2	2	0	0.0	0	0	1	0	-	-	-	0
12/27	@ New York Giants	W	S	7	5	2	0.0	0	0	0	0	-	-	-	0
01/03	NEW ORLEANS	W	S	2	1	1	0.0	0	0	1	1	-	-	-	0
TOTALS			12/11	50	34	16	0.0	0	0	4	4	0	55	41	0

2008 CAROLINA

Date	Opp	W/L	P/S	T	S	A	SACK	QBP	FR	FF	PD	INT	YDS	LG	TD
09/14	@ San Diego	W	S	4	3	1	0.0	0	0	0	0	-	-	-	0
09/28	CHICAGO	W	S	6	3	3	0.0	0	0	0	0	-	-	-	0
09/21	@ Minnesota	L	S	6	3	3	1.0	0	0	0	0	-	-	-	0
09/28	ATLANTA	W	S	4	2	2	0.0	0	0	0	1	-	-	-	0
10/05	KANSAS CITY	W	S	4	2	2	0.0	0	0	0	0	-	-	-	0
10/12	@ Tampa Bay	L	S	3	1	2	0.0	0	0	0	0	-	-	-	0
10/19	NEW ORLEANS	W	S	7	4	3	0.0	0	0	0	1	-	-	-	0
10/26	ARIZONA	W	S	5	4	1	0.0	0	0	0	2	-	-	-	0
11/09	@ Oakland	W	S	6	3	3	0.0	0	0	0	0	-	-	-	0
11/16	DETROIT	W	S	5	3	2	0.0	0	1	0	0	1	16	16	0
11/23	@ Atlanta	L	S	6	3	3	0.0	0	1	0	1	-	-	-	0
11/30	@ Green Bay	W	S	5	4	1	0.0	0	0	0	0	-	-	-	0
12/08	TAMPA BAY	W	S	3	2	1	0.0	0	0	0	0	-	-	-	0
12/14	DENVER	W	S	4	3	1	0.0	0	0	1	1	-	-	-	0
12/21	@ New York Giants	L	S	6	4	2	0.0	0	0	0	1	-	-	-	0
12/28	@ New Orleans	W	S	4	2	2	0.0	0	0	0	0	-	-	-	0
TOTALS			16/16	78	46	32	1.0	0	2	1	7	1	16	16	0
POSTSEASON															
01/10	ARIZONA	L	S	7	6	1	0.0	0	0	0	0	-	-	-	0
TOTALS			1/1	7	6	1	0.0	0	0	0	0	0	0	0	0

ADMINISTRATION
& COACHES

CHARLES
GOODFREY

ROOKIES

2012 IN REVIEW

RECORDS

TEAM HISTORY

REFERENCE

JORDAN GROSS

TACKLE • UTAH

ELEVENTH NFL SEASON
ELEVENTH PANTHERS SEASON



PRO BOWLS: 2
2008, 2010

Ht: 6-4 Wt: 305 • Born: July 20, 1980 • NFL Games Played/Started: 151/151 [8/8] • Acquired: D1-03



PRO CAREER

• **AMONG PANTHERS ALL-TIME LEADERS:** 151 starts are the most by an offensive lineman in team history and third most among all positions...84 consecutive games started from Week One of 2003 to Week Five of 2009 rank second only to Mike Minter's team record of 91 consecutive starts.

• Started all 16 games at left tackle in 2012...Contributed to offense that produced 5,771 total net yards and 328 first downs, the second-highest totals in team history.

• Appeared in the 150th game of his career and notched his 150th start vs. Oakland (12/23/12).

• Blocking efforts at New Orleans (12/30/12) helped offense amass 530 yards – the second-most in team history...Cleared paths for the Panthers to compile 273 yards rushing – the second-highest total in team history.

• Started 15 games at left tackle in 2011...Contributed to offense that ranked seventh in the NFL and set team records with 6,237 net yards and 345 first downs...Part of unit that tied for fifth in the NFL in scoring with 406 points.

• Helped the Panthers rank third in the NFL in rushing in 2011 with an average of 150.5 yards per game and exceeded 100 yards rushing in a team-record 14 consecutive games...Opened holes for the Panthers to lead the NFL with a team record 5.41 yards per carry.

• Named to his second Pro Bowl in 2010, joining center Ryan Kalil and linebacker Jon Beason...First time in team history two offensive linemen played in Pro Bowl.

• Helped the Panthers generate more than 100 yards rushing in eight of the last nine games of 2010 with a season-high 212 yards vs. Atlanta (12/12/10).

• Appeared in the 100th game of his career and notched his 100th start vs. Washington (10/11/09).

• In 2009, played a key role in Carolina averaging 156.1 rushing yards per game and setting team records with 2,498 rushing yards, 525 rushing attempts.

• Opened running lanes for Jonathan Stewart and DeAngelo Williams to become the first set of teammates in NFL history to each rush for more than 1,100 yards in the same year in 2009.

• Named as a starter for the NFC in the Pro Bowl and first team All-Pro by the Associated Press in 2008 after starting 15 games at left tackle.

• Helped Carolina set a single-season record in 2008 for fewest sacks allowed with 20 despite using six different line combinations.

• Anchored Panthers running attack in 2008 that ranked third in the NFL in rushing, averaging 152.3 yards a game.

• Made the transition back to left tackle in 2008 after playing at right tackle in 2007 and left tackle for 15 games in 2006 after Travelle Wharton suffered a season-ending injury in Week One.

• Aided Panthers in recording a team-record 299 yards rushing vs. Tampa Bay (12/8/08).

• Started all 16 games at right tackle in 2005, the position where he started as a rookie in 2003, after spending 2004 at left tackle.

• Key contributor to rushing attack that produced 229 yards at Atlanta (1/1/05) in the regular season finale and 223 yards at New York in the NFC Wild Card game (1/8/05)...Efforts marked the first time in team history that the Panthers rushed for more than 200 yards in consecutive games.

• *Pro Football Weekly* All-Rookie and *Sports Illustrated* All-Pro after starting all 16 games at right tackle in 2003.

• Lone rookie starter on offensive line that yielded only 27 sacks and rushed for 2,091 yards in 2003.

TRANSACTIONS: Signed to contract extension by Carolina (3/26/13)...Placed on injured reserve by Carolina with a broken right tibia and fibula (11/17/09)...Signed to contract extension by Carolina (2/18/09)...Designated as franchise player by Carolina (2/20/08)...Selected by Carolina in the first round (eighth overall) of the 2003 NFL Draft (4/26/03).

GP/GS: Career (151/151) [8/8]; 2012 (16/16); 2011 (15/15); 2010 (16/16); 2009 (9/9); 2008 (15/15) [1/1]; 2007 (16/16); 2006 (16/16); 2005 (16/16) [3/3]; 2004 (16/16); 2003 (16/16) [4/4].

2012: Started 16 games at left tackle for Carolina...Only offensive lineman to start all 16 games...Became the franchise's all-time leader in starts...Contributed to offense that produced 5,771 total net yards and 328 first downs, the second-highest totals in team history...**Vs. Dallas (10/21):** Gained one yard receiving after advancing a lateral on the final play of the game...**At Chicago (10/28):** Started 142nd career game, the most in team history...Surpassed the 141 games started by safety Mike Minter from 1997-2006 and wide receiver Muhsin Muhammad from 1996-2004 and 2008-09...**At San Diego (12/16):** Opened holes and provided protection for the Panthers to set a team record with 29 first downs – 13 rushing, 12 passing and four via penalty...**At New Orleans (12/30):** Helped offense amass 530 yards – the second-most in team history...Cleared paths for the Panthers to compile 273 yards rushing – the second-highest total in team history.

COLLEGE: Consensus All-American and finalist for the Outland Trophy as a senior in 2002... Started all 11 contests in his first full season at left tackle...All-Mountain West Conference first-team choice...Did not allow a sack during his last two seasons at Utah...Started at three different positions as a junior member of offensive line that allowed five sacks and tied Miami for the fewest sacks allowed in the country...All-Mountain West Conference honorable mention choice for the second consecutive season as well as an academic All-Conference second-team

pick...Earned All-MWC honorable mention as a sophomore in 2000...Started all 11 games, seeing action at right tackle and at right guard...Started the final three contests of 1999 freshman season at right tackle for a Utah team that claimed a share of the conference championship with a 9-3 record...Redshirted as a true freshman in 1998.

PERSONAL: Attended Fruitland (Idaho) HS...Majorred in communications at Utah... Named the Panthers Ed Block Courage Award Winner in 2010.

ADDITIONAL STATISTICS

RECEIVING: 2012 (0 rec-1 yd).

GROSS PART OF WILD DRAFT DAY DRAMA

In 2003, Jordan Gross was part of some Draft Day drama. That year, the Panthers entered the Draft with the ninth pick, behind Minnesota in the seventh spot, and Jacksonville at eight. Baltimore followed the Panthers at 10.

The drama started at the seventh spot when Minnesota allowed their allotted 15 minutes to elapse without making a pick. Minnesota was trying to trade its pick to Baltimore, so the Ravens could skip ahead of Jacksonville to take quarterback Byron Leftwich. The Vikings thought they had a deal, but the League never approved it. So the Jaguars, at the ready, sprinted to the table to take Leftwich instead when the Vikings' time was up, as rules allow.

The Panthers followed suit, rushing to turn in their pick of Gross in the eighth spot. Since being selected, Gross has been a mainstay at tackle for the Panthers, starting 151 games over 10 seasons and earning two Pro Bowl selections.

The Vikings finally did make their pick, choosing defensive tackle Kevin Williams at No. 9.



GEOFF HANGARTNER

GUARD/CENTER • TEXAS A&M

NINTH NFL SEASON
SEVENTH PANTHERS SEASON



Ht: 6-5 Wt: 305 • Born: April 22, 1982 • NFL Games Played/Started: 110/83 [3/0] • Acquired: FA-11

PRO CAREER

- Started 12 games with eight starts at center and four at right guard for Carolina in 2012...Contributed to offense that produced 5,771 total net yards and 328 first downs, the second-highest totals in Panthers history.

- Played in his 100th career game vs. New Orleans (9/16/12), opening the game as a starter at right guard.

- Returned to Carolina in 2011 after playing two seasons with the Buffalo Bills...One of three players to start all 16 games on an offensive line that helped the offense rank seventh in the NFL and set team records with 6,237 net yards and 345 first downs...Helped the Panthers rank third in the NFL in rushing with an average of 150.5 yards per game and exceed 100 yards rushing in a team-record 14 consecutive games.

- Started 12 games at center for Buffalo in 2010 despite dealing with a right knee injury...Forced to miss final four games of the season ending streak of 71 consecutive games played dating to rookie season in 2005.

- Started 16 games at center in 2009, his first season with Buffalo...Anchored offensive line that helped the Bills rank ninth in the NFL with an average of 4.2 rushing yards per attempt.

- Played in 16 games with eight starts for Carolina in 2008...Contributed to offensive line that helped the Panthers set a then team record with 2,437 rushing yards.

- In 2007, played in all 16 games with four starts for Carolina.

- Played in all 16 games with 15 starts at center for Carolina in 2006...Started the final 15 games of the season after Justin Hartwig suffered a season-ending groin injury in the regular season opener vs. Atlanta.

- Played in six regular season games and three postseason contests for Carolina as a rookie in 2005.

TRANSACTIONS: Signed to contract extension by Carolina (3/13/12)...Signed as a free agent by Carolina (9/5/11)...Released by Buffalo (9/3/11)...Signed as an unrestricted free agent by Buffalo (3/2/09)...Selected in the fifth round (169th overall) of the 2005 NFL Draft by Carolina (4/24/05).

GP/GS: Career (110/83) [3/0]; 2012 (12/12); 2011 (16/16); 2010 (12/12); 2009 (16/16); 2008 (16/8) [0/0]; 2007 (16/4); 2006 (16/15); 2005 (6/0) [3/0].

2012: Started 12 games with eight starts at center and four at right guard for Carolina...Started the first four games at right guard before being inactive with a knee injury versus Seattle (10/7)...Started the next eight games at center following a season-ending injury to Ryan Kalil...Inactive for the last three games with an injured foot...Contributed to offense that produced 5,771 total net yards and 328 first downs, the second-highest totals in team history.

COLLEGE: Started 36 consecutive games at center and tackle for Texas A&M...Earned first-team All-Big 12 honors as a senior in 2004 after moving from center to tackle, where he started all 12 contests...Helped the Aggies average 438.5 yards per game and 6.4 yards per play, the second-highest total in school history...Started 12 games at center as a junior in 2003...Named third-team All-Big 12 selection for second consecutive season...Co-most valuable player of offensive line...Third-team All-Big 12 choice as a sophomore in 2002...Started all 12 contests at center...Saw limited action as a back-up center and on special teams as a freshman in 2001...Redshirted as a true freshman in 2000.

PERSONAL: Attended New Braunfels (Texas) HS...Majored in business administration at Texas A&M.

GREG HARDY

DEFENSIVE END • MISSISSIPPI

FOURTH NFL SEASON
FOURTH PANTHERS SEASON



76

Ht: 6-4 Wt: 290 • Born: July 28, 1988 • NFL Games Played/Started: 46/26 • Acquired: D6a-10

PRO CAREER

- Produced a career-high 11 sacks in 2012 to become the sixth player in Panthers history to notch 10 or more sacks in a season...Teamed with Charles Johnson (12.5 sacks) to give the Panthers two players with 10 or more sacks for the third time in team history and first time since 2002.
- Started 10 of 15 games played in 2012 for a Carolina defense that ranked 10th in the NFL.
- Tallied a career-high 3.0 sacks at Chicago (10/28/12).
- Started 16 games at defensive end for Carolina in 2011...Ranked first among Panthers defensive linemen with 50 tackles and tied for second on the team with four sacks...Led the Panthers with 17 quarterback pressures.
- Appeared in 15 contests as a rookie in 2010, posting 29 tackles, three sacks, 10 quarterback hurries, two forced fumbles and two passes defended.
- Notched second career safety vs. Jacksonville (9/25/11), sacking Jaguars quarterback Blaine Gabbert in the end zone...Stands first in team history with two safeties after previously blocking a punt out of the end zone at the New York Giants (9/12/10).
- Registered his first NFL sack vs. Chicago (10/10/10), dropping quarterback Todd Collins for a six-yard loss.
- Blocked punt by Giants punter Matt Dodge out of the end zone for a safety and forced fumble by Giants running back Ahmad Bradshaw that was recovered by Sherrod Martin in his first NFL game at New York Giants (9/12/10).

TRANSACTIONS: Selected by Carolina in the sixth round (175th overall) of the 2010 NFL Draft (4/24/10).

GP/GS: Career (46/26); 2012 (15/10); 2011 (16/16); 2010 (15/0).

2012: Played in 15 games with 10 starts for Carolina...Produced a career-high 11 sacks, which ranked second on the team, to become the sixth player in franchise history to notch 10 or more sacks in a season...Finished the year with nine sacks in his last nine games...Teamed with defensive end Charles Johnson (12.5 sacks) to give the Panthers two players with 10 or more sacks for the third time

in team history and first time since 2002...Tied for first on the team with 23 quarterback pressures...Tallied a career-high 65 tackles, two forced fumbles, one fumble recovery and two passes defended...Contributed to unit that ranked 10th in the NFL in total defense and ninth in sacks per pass play...Inactive at New Orleans (12/30)...**At Atlanta (9/30):** Corralled Falcons quarterback Matt Ryan for a six-yard sack as part of seven-sack effort by the Panthers that equaled the team single-game record...**Vs. Seattle (10/7):** Gathered a five-yard sack of Seahawks quarterback Russell Wilson...**At Chicago (10/28):** Established a single-game career high with three sacks...Hauled down Bears quarterback Jay Cutler for losses of seven, 11 and seven yards...**At Washington (11/4):** Recorded second consecutive multi-sack game with 1.5 sacks...Sacked Redskins quarterback Robert Griffin III for an eight-yard loss and combined with Johnson on a nine-yard sack...Posted a career-high eight tackles...**Vs. Denver (11/11):** Accounted for two takeaways...Recovered a fumble by Broncos quarterback Peyton Manning...Stripped the ball from Broncos running back Willis McGahee to force a fumble...**Vs. Tampa Bay (11/18):** Shared a 12-yard sack of Buccaneers quarterback Josh Freeman with defensive tackle Andre Neblett...**At Philadelphia (11/26):** Wrapped up Eagles quarterback Nick Foles for a 12-yard sack...**Vs. Atlanta (12/9):** Caged Ryan for a seven-yard sack...**At San Diego (12/16):** Took down Chargers quarterback Philip Rivers for two sacks, both resulting in losses of six yards...Knocked the ball away from Rivers to force a fumble.

COLLEGE: Played in 40 games with 13 starts at Mississippi...Gathered 147 tackles, 39.5 tackles for loss, 26.5 sacks, 13 quarterback pressures, seven forced fumbles, four fumble recoveries, one interception and 10 passes defended...Led or tied for the team lead in sacks in three of four seasons...Utilized as a situational wide receiver, catching three passes for 42 yards — all touchdowns.

PERSONAL: Attended Briarcrest Christian School in Memphis, Tenn....High school and college teammate of Michael Oher...Played in 15 games for the Mississippi basketball team as a freshman...Majored in art.

ADMINISTRATION
& COACHES

GREG
HARDY

ROOKIES

2012 IN REVIEW

RECORDS

TEAM HISTORY

REFERENCE

GREG HARDY CAREER STATISTICS

Year	Team	GP/GS	Tot	T	A	Sack	Yds	INT	Yds	Lg	TD	PD	FF	FR	Yds
2010	Carolina	15/0	29	17	12	3.0	14.0	0	0	0	0	2	2	0	0
2011	Carolina	16/16	50	38	12	4.0	22.0	0	0	0	0	11	2	0	0
2012	Carolina	15/10	65	45	20	11.0	85.5	0	0	0	0	2	2	1	0
Totals		46/26	144	100	44	18.0	121.5	0	0	0	0	15	6	1	0

ADDITIONAL STATISTICS

SPECIAL TEAMS TACKLES: 2010 (6).

BLOCKED KICKS: 2010 (1).

SINGLE-GAME CAREER HIGHS

TACKLES	8	at Washington (11/4/12)
SACKS	3.0	at Chicago (10/28/12)
PASSES DEFENSED	3	vs. Tennessee (11/13/11)
FORCED FUMBLES	1	six times, last at San Diego (12/16/12)
FUMBLE RECOVERIES	1	vs. Denver (11/11/12)

GREG HARDY GAME-BY-GAME

2012 CAROLINA

Date	Opp	W/L	P/S	T	S	A	SACK	QBP	FR	FF	PD	INT	YDS	LG	TD
09/09	@ Tampa Bay	L	P	7	5	2	0.0	0	0	0	0	-	-	-	0
09/16	NEW ORLEANS	W	P	5	4	1	0.0	1	0	0	0	-	-	-	0
09/20	NEW YORK GIANTS	L	P	1	0	1	0.0	0	0	0	0	-	-	-	0
09/30	@ Atlanta	L	S	1	1	0	1.0	1	0	0	0	-	-	-	0
10/07	SEATTLE	L	S	5	5	0	1.0	1	0	0	0	-	-	-	0
10/21	DALLAS	L	P	3	1	2	0.0	3	0	0	0	-	-	-	0
10/28	@ Chicago	L	S	6	6	0	3.0	0	0	0	0	-	-	-	0
11/04	@ Washington	W	S	8	6	2	1.5	1	0	0	0	-	-	-	0
11/11	DENVER	L	P	3	1	2	0.0	3	1	1	1	-	-	-	0
11/18	TAMPA BAY	L	S	3	1	2	0.5	6	0	0	0	-	-	-	0
11/26	@ Philadelphia	W	S	7	4	3	1.0	0	0	0	0	-	-	-	0
12/02	@ Kansas City	L	S	5	4	1	0.0	1	0	0	0	-	-	-	0
12/09	ATLANTA	W	S	3	1	2	1.0	5	0	0	0	-	-	-	0
12/16	@ San Diego	W	S	5	3	2	2.0	0	0	1	0	-	-	-	0
12/23	OAKLAND	W	S	3	3	0	0.0	1	0	0	1	-	-	-	0
12/30	@ New Orleans	W					INACTIVE								
TOTALS				15/10	65	45	20	11.0	23	1	2	2	0	0	0

2011 CAROLINA

Date	Opp	W/L	P/S	T	S	A	SACK	QBP	FR	FF	PD	INT	YDS	LG	TD
09/11	@ Arizona	L	S	5	4	1	1.0	2	0	1	1	-	-	-	0
09/18	GREEN BAY	L	S	2	2	0	0.0	0	0	0	0	-	-	-	0
09/25	JACKSONVILLE	W	S	5	5	0	1.0	4	0	0	0	-	-	-	0
10/02	@ Chicago	L	S	5	4	1	0.0	2	0	0	0	-	-	-	0
10/09	NEW ORLEANS	L	S	3	3	0	1.0	2	0	0	1	-	-	-	0
10/16	@ Atlanta	L	S	3	2	1	0.0	0	0	0	0	-	-	-	0
10/23	WASHINGTON	W	S	2	2	0	0.0	0	0	0	1	-	-	-	0
10/30	MINNESOTA	L	S	1	0	1	0.0	1	0	0	2	-	-	-	0
11/13	TENNESSEE	L	S	3	2	1	0.0	0	0	0	3	-	-	-	0
11/20	@ Detroit	L	S	4	2	2	0.0	1	0	0	0	-	-	-	0
11/27	@ Indianapolis	W	S	2	2	0	0.0	2	0	0	0	-	-	-	0
12/04	@ Tampa Bay	W	S	3	2	1	0.0	1	0	0	2	-	-	-	0
12/11	ATLANTA	L	S	4	2	2	0.0	1	0	0	0	-	-	-	0
12/18	@ Houston	W	S	1	1	0	1.0	1	0	0	1	-	-	-	0
12/24	TAMPA BAY	W	S	3	2	1	0.0	0	0	1	0	-	-	-	0
01/01	@ New Orleans	L	S	4	3	1	0.0	0	0	0	0	-	-	-	0
TOTALS			16/16	50	38	12	4.0	17	0	2	11	0	0	0	0

2010 CAROLINA

Date	Opp	W/L	P/S	T	S	A	SACK	QBP	FR	FF	PD	INT	YDS	LG	TD
09/12	@ New York Giants	L	P	4	3	1	0.0	0	0	1	0	-	-	-	0
09/19	TAMPA BAY	L	P	1	1	0	0.0	3	0	0	0	-	-	-	0
09/26	CINCINNATI	L	P	1	0	1	0.0	0	0	0	0	-	-	-	0
10/03	@ New Orleans	L	P	1	1	0	0.0	0	0	0	0	-	-	-	0
10/10	CHICAGO	L	P	4	2	2	1.0	0	0	0	0	-	-	-	0
10/24	SAN FRANCISCO	W	P	1	0	1	0.0	1	0	0	0	-	-	-	0
10/31	@ St. Louis	L	P	2	1	1	0.0	1	0	0	0	-	-	-	0
11/07	NEW ORLEANS	L	P	1	0	1	0.0	0	0	0	0	-	-	-	0
11/14	@ Tampa Bay	L					INACTIVE - CONCUSSION								
11/21	BALTIMORE	L	P	3	3	0	1.0	1	0	0	0	-	-	-	0
11/28	@ Cleveland	L	P	1	1	0	0.0	0	0	0	0	-	-	-	0
12/05	@ Seattle	L	P	1	0	1	0.0	0	0	0	0	-	-	-	0
12/12	ATLANTA	L	P	0	0	0	0.0	2	0	0	1	-	-	-	0
12/19	ARIZONA	W	P	2	1	1	1.0	0	0	1	0	-	-	-	0
12/23	@ Pittsburgh	L	P	3	1	2	0.0	1	0	0	0	-	-	-	0
01/02	@ Atlanta	L	P	4	3	1	0.0	0	0	0	1	-	-	-	0
TOTALS			15/0	29	17	12	3.0	9	0	2	2	0	0	0	0

SACK ARTISTS

In 2012, Greg Hardy (11.0) teamed with Charles Johnson (12.0) to become the second-most productive sack tandem in Panthers history.

TOP SACK TANDEMS IN PANTHERS HISTORY

Sacks	Season	Players (Sacks)
28.0	1996	K. Greene (14.5) & L. Lathon (13.5)
23.5	2012	C. Johnson (12.5) & G. Hardy (11.0)
22.0	2002	J. Peppers (12.0) & M. Rucker (10.0)
21.0	1998	K. Greene (15.0) & S. Gilbert (6.0)
20.5	2008	J. Peppers (14.5) & C. Johnson (6.0)



BEN HARTSOCK

TIGHT END • OHIO STATE

TENTH NFL SEASON
THIRD PANTHERS SEASON



Ht: 6-4 Wt: 265 • Born: July 5, 1980 • NFL Games Played/Started: 118/47 [9/5] • Acquired: FA-11

ADMINISTRATION
& COACHES

BEN
HARTSOCK

ROOKIES

2012 IN REVIEW

RECORDS

TEAM HISTORY

REFERENCE

PRO CAREER

- Blocked for 2,000-yard rushing teams in seven of the last eight seasons.

- Has helped five different running backs (Thomas Jones, Michael Turner, LenDale White, Travis Henry and Edgerrin James) break 1,000 yards rushing.

- Played in 15 games with five starts for Carolina in 2012...Contributed to Panthers offense that produced 5,771 total net yards and 328 first downs, the second-highest totals in team history.

- Played in 15 games with two starts for Carolina in 2011, helping the Panthers rank third in the NFL in rushing with an average of 150.5 yards per game and exceed 100 yards rushing in a team-record 14 consecutive games.

- Saw action in all 16 games with seven starts for the New York Jets in 2010...Helped the Jets finished fourth in the NFL with an average of 148.4 yards rushing per game.

- Played in 16 games with seven starts for the New York Jets in 2009...Posted one reception for a two-yard touchdown...Served primarily in blocking capacity for offense that led the NFL with an average of 172.2 yards rushing per game.

- Scored first career touchdown on a two-yard pass from quarterback Mark Sanchez vs. Tennessee (9/27/09).

- Started the first 11 games of 2008 for Atlanta before being placed on injured reserve with a toe injury...Blocked for rushing attack that ranked second in the NFL with an average of 152.7 yards per game.

- Played in 16 games with nine starts for Tennessee in 2007, producing career highs with 12 receptions for 138 yards...Key member of offensive front that enabled the Titans to stand fifth in the NFL with an average of 131.8 yards rushing per game.

- Played in the final six games of 2006, making three starts for Tennessee after being waived by Indianapolis...Contributed to offense that rated fifth in the NFL with an average of 138.4 yards rushing per game.

- Played in seven games for Indianapolis in 2005, helping running back Edgerrin James exceed 1,500 yards rushing for the second consecutive season.

- Played in 16 games with three starts for Indianapolis as a rookie in 2003...Assisted in paving the way for running back Edgerrin James to accumulate 1,548 yards rushing.

TRANSACTIONS: Re-signed as an unrestricted free agent

by Carolina (3/18/13)...Signed as a free agent by Carolina (7/30/11)...Released by New York Jets (3/2/11)...Re-signed as an unrestricted free agent by New York Jets (3/10/10)...Signed as a free agent by New York Jets (9/3/09)...Released by Atlanta (9/1/09)...Placed on injured reserve with an injured big toe by Atlanta (11/26/08)...Signed as an unrestricted free agent by Atlanta (3/3/08)...Claimed off waivers by Tennessee (10/25/06)...Waived by Indianapolis (10/24/06)...Placed on injured reserve with an injured hamstring by Indianapolis (9/22/06)...Selected in the third round (68th overall) of the NFL Draft by Indianapolis (4/24/04).

GP/GS: Career (118/47) [9/5]; 2012 (15/5); 2011 (15/2); 2010 (16/7) [3/2]; 2009 (16/7) [3/2]; 2008 (11/11); 2007 (16/9) [1/1]; 2006 (6/3); 2005 (7/0) [0/0]; 2004 (16/3) [2/0].

2012: Played in 15 games with five starts for Carolina...Inactive versus New Orleans (9/16)...Posted two receptions for 30 yards...Contributed to offense that produced 5,771 total net yards and 328 first downs, the second-highest totals in team history...Started versus the New York Giants (9/20), versus Tampa Bay (11/18), at Philadelphia (11/26), versus Atlanta (12/9) and versus Oakland (12/23) when the Panthers opened with two tight ends...**At Chicago (10/28):** On receiving end of 25-yard pass from quarterback Cam Newton, his first reception since joining the Panthers in 2011...Only five of 31 career catches have not come from a quarterback selected in the NFL Draft's first five picks...Caught passes from No. 1 overall pick Peyton Manning (Indianapolis), No. 3 overall pick Vince Young (Tennessee), No. 3 overall pick Matt Ryan (Atlanta), No. 5 overall pick Mark Sanchez (New York Jets), and No. 1 overall pick Newton (Carolina).

COLLEGE: Amassed 58 receptions for 519 yards as a three-year starter at Ohio State...Earned first-team All-Big Ten honors after catching a career-high 33 passes for 290 yards and two touchdowns in his senior season...Named a second-team Academic All-America selection as a junior in 2002.

PERSONAL: Attended Union-Scioto HS in Chillicothe, Ohio...Majored in Biology at Ohio State.

BEN HARTSOCK CAREER STATISTICS

RECEIVING

Year	Team	GP	GS	No	Yds	Avg	Lg	TD
2004	Indianapolis	16	3	4	33	8.3	17	0
2005	Indianapolis	7	0	2	8	4.0	7	0
2006	Ind./Tennessee	6	3	6	68	11.6	23	0
2007	Tennessee	16	9	12	138	12.9	27	0
2008	Atlanta	11	11	3	26	8.7	17	0
2009	New York Jets	16	7	1	2	2.0	0	1
2010	New York Jets	16	6	1	7	7.0	7	0
2011	Carolina	15	2	0	0	0.0	0	0
2012	Carolina	15	5	2	30	15.0	25	0
Totals		118	47	31	312	10.1	27	1

POSTSEASON

Year	Team	GP	GS	No	Yds	Avg	Lg	TD
2004	Indianapolis	2	0	0	0	0.0	0	0
2005	Tennessee	1	0	0	0	0.0	0	0
2007	Tennessee	1	1	3	16	5.3	6	0
2008	Atlanta			INJURED/RESERVE - TOE				
2009	New York Jets	3	2	0	0	0.0	0	0
2010	New York Jets	1	2	1	5	5.0	5	0
Totals		9	5	4	21	5.3	6	0

SINGLE-GAME CAREER HIGHS

RECEPTIONS	2	seven times, last vs. San Diego (12/9/07)
RECEIVING YARDS	28	vs. New England (12/31/06)
LONG RECEPTION	27	two times, last vs. New York Jets (12/23/07)
RECEIVING TDS	1	vs. Tennessee (9/27/09)

HARTSOCK'S QUARTERBACK CONNECTION

Tight end Ben Hartsock has made his mark helping clear paths in the running game, but he has an interesting connection in the passing game with highly-drafted quarterbacks.

Only five of Hartsock's 31 career receptions have not come from a quarterback selected in the draft's first five picks. Hartsock caught the first pass of his NFL career from No. 1 overall pick Peyton Manning (2004), the first pass of his Tennessee career from No. 3 overall pick Vince Young (2006), the first pass of his Atlanta career from No. 3 overall pick Matt Ryan (2008), the first pass of his New York Jets career from No. 5 overall pick Mark Sanchez (2009) and the first pass of his Carolina career from No. 1 overall pick Cam Newton (2011).



BEN HARTSOCK GAME-BY-GAME

2012 CAROLINA

Date	Opp	W/L	P/S	Rec	Yds	Avg	Long	TD
09/09	@ Tampa Bay	L	P	0	0	0.0	0	0
09/16	NEW ORLEANS	W		INACTIVE				
09/20	NEW YORK GIANTS	L	S	0	0	-	-	0
09/30	@ Atlanta	L	P	0	0	-	-	0
10/07	SEATTLE	L	P	0	0	-	-	0
10/21	DALLAS	L	P	0	0	-	-	0
10/28	@ Chicago	L	P	1	25	25.0	25	0
11/04	@ Washington	W	P	0	0	-	-	0
11/11	DENVER	L	P	0	0	-	-	0
11/18	TAMPA BAY	L	S	0	0	-	-	0
11/26	@ Philadelphia	W	S	0	0	-	-	0
12/02	@ Kansas City	L	P	0	0	-	-	0
12/09	ATLANTA	W	S	0	0	-	-	0
12/16	@ San Diego	W	P	1	5	5.0	5	0
12/23	OAKLAND	W	S	0	0	-	-	0
12/30	@ New Orleans	W	P	0	0	-	-	0
TOTALS			15/5	2	30	15.0	25	0

2011 CAROLINA

Date	Opp	W/L	P/S	Rec	Yds	Avg	Long	TD
09/11	@ Arizona	L	S	0	0	0.0	0	0
09/18	GREEN BAY	L	P	0	0	0.0	0	0
09/25	JACKSONVILLE	W		INACTIVE				
10/02	@ Chicago	L	P	0	0	0.0	0	0
10/09	NEW ORLEANS	L	P	0	0	0.0	0	0
10/16	@ Atlanta	L	P	0	0	0.0	0	0
10/23	WASHINGTON	W	P	0	0	0.0	0	0
10/30	MINNESOTA	L	P	0	0	0.0	0	0
11/13	TENNESSEE	L	P	0	0	0.0	0	0
11/20	@ Detroit	L	S	0	0	0.0	0	0
11/27	@ Indianapolis	W	P	0	0	0.0	0	0
12/04	@ Tampa Bay	W	P	0	0	0.0	0	0
12/11	ATLANTA	L	P	0	0	0.0	0	0
12/18	@ Houston	W	P	0	0	0.0	0	0
12/24	TAMPA BAY	W	P	0	0	0.0	0	0
01/01	@ New Orleans	L	P	0	0	0.0	0	0
TOTALS			15/2	0	0	0.0	0	0

2010 NEW YORK JETS

Date	Opp	W/L	P/S	Rec	Yds	Avg	Long	TD
09/13	BALTIMORE	L	P	0	0	0.0	0	0
09/19	NEW ENGLAND	W	S	0	0	0.0	0	0
09/26	@ Miami	W	P	0	0	0.0	0	0
10/03	@ Buffalo	W	S	1	7	7.0	7	0
10/11	MINNESOTA	W	P	0	0	0.0	0	0
10/17	@ Denver	W	S	0	0	0.0	0	0
10/31	GREEN BAY	L	P	0	0	0.0	0	0
11/07	@ Detroit	W	P	0	0	0.0	0	0
11/14	@ Cleveland	W	S	0	0	0.0	0	0
11/21	HOUSTON	W	P	0	0	0.0	0	0
11/25	CINCINNATI	W	P	0	0	0.0	0	0
12/06	@ New England	L	P	0	0	0.0	0	0
12/12	MIAMI	L	P	0	0	0.0	0	0
12/19	@ Pittsburgh	W	S	0	0	0.0	0	0
12/26	@ Chicago	L	S	0	0	0.0	0	0
01/02	BUFFALO	W	S	0	0	0.0	0	0
TOTALS			15/7	1	7	7.0	7	0

POSTSEASON

01/08	@ Indianapolis	W	P	1	5	5.0	5	0
01/16	@ New England	W	S	0	0	0.0	0	0
01/23	@ Pittsburgh	L	S	0	0	0.0	0	0
TOTALS			3/2	1	5	5.0	5	0

2009 NEW YORK JETS

Date	Opp	W/L	P/S	Rec	Yds	Avg	Long	TD
09/13	@ Houston	W	P	0	0	0.0	0	0
09/20	NEW ENGLAND	W	P	0	0	0.0	0	0
09/27	TENNESSEE	W	P	1	2	2.0	2t	1
10/04	@ New Orleans	L	S	0	0	0.0	0	0
10/12	@ Miami	L	S	0	0	0.0	0	0
10/18	BUFFALO	L	P	0	0	0.0	0	0
10/25	@ Oakland	W	S	0	0	0.0	0	0
11/01	MIAMI	L	S	0	0	0.0	0	0
11/15	JACKSONVILLE	L	P	0	0	0.0	0	0
11/22	@ New England	L	P	0	0	0.0	0	0
11/29	CAROLINA	W	P	0	0	0.0	0	0
12/03	@ Buffalo	W	P	0	0	0.0	0	0
12/13	@ Tampa Bay	W	S	0	0	0.0	0	0
12/20	ATLANTA	L	P	0	0	0.0	0	0
12/27	@ Indianapolis	W	S	0	0	0.0	0	0
01/03	CINCINNATI	W	S	0	0	0.0	0	0
TOTALS			15/7	1	2	2.0	2t	1

POSTSEASON

01/09	@ Cincinnati	W	S	0	0	0.0	0	0
01/17	@ San Diego	W	P	0	0	0.0	0	0
01/24	@ Indianapolis	L	S	0	0	0.0	0	0
TOTALS			3/2	0	0	0.0	0	0

2008 ATLANTA

Date	Opp	W/L	P/S	Rec	Yds	Avg	Long	TD
09/07	DETROIT	W	S	1	17	17.0	0	0
09/14	@ Tampa Bay	L	S	0	0	0.0	0	0
09/21	KANSAS CITY	W	S	0	0	0.0	0	0
09/28	@ Carolina	L	S	1	7	7.0	7	0
10/05	@ Green Bay	W	S	0	0	0.0	0	0
10/12	Chicago	W	S	0	0	0.0	0	0
10/26	@ Philadelphia	L	S	0	0	0.0	0	0
11/02	@ Oakland	W	S	1	2	2.0	2	0
11/09	NEW ORLEANS	W	S	0	0	0.0	0	0
11/16	DENVER	L	S	0	0	0.0	0	0
11/23	CAROLINA	W	S	0	0	0.0	0	0
11/30	@ San Diego	W		INJURED/RESERVE - TOE				
12/07	@ New Orleans	L		INJURED/RESERVE - TOE				
12/14	TAMPA BAY	W		INJURED/RESERVE - TOE				
12/21	@ Minnesota	W		INJURED/RESERVE - TOE				
12/28	ST. LOUIS	W		INJURED/RESERVE - TOE				
TOTALS			11/11	3	26	8.7	17	0
POSTSEASON								
01/03	@ Arizona	L		INJURED/RESERVE - TOE				
TOTALS			0/0	0	0	0.0	0	0

2007 TENNESSEE

Date	Opp	W/L	P/S	Rec	Yds	Avg	Long	TD
09/09	@ Jacksonville	W	P	0	0	0.0	0	0
09/16	INDIANAPOLIS	L	S	0	0	0.0	0	0
09/24	@ New Orleans	W	S	1	2	2.0	2t	1
10/07	ATLANTA	W	P	1	7	7.0	7	0
10/14	@ Tampa Bay	L	P	1	16	16.0	16	0
10/21	@ Houston	W	P	2	12	6.0	6	0
10/28	OAKLAND	W	S	0	0	0.0	0	0
11/04	CAROLINA	W	P	1	11	11.0	11	0
11/11	JACKSONVILLE	L	S	1	9	9.0	9	0
11/19	@ Denver	L	S	0	0	0.0	0	0
11/25	@ Cincinnati	L	S	1	27	27.0	27	0
12/02	HOUSTON	W	S	0	0	0.0	0	0
12/09	SAN DIEGO	L	P	2	6	3.0	5	0
12/16	@ Kansas City	W	S	0	0	0.0	0	0
12/23	NEW YORK JETS	W	P	1	27	27.0	27	0
12/30	@ Indianapolis	W	S	1	21	21.0	21	0
TOTALS			16/9	12	138	11.5	27	0
POSTSEASON								
01/06	@ San Diego	W	S	3	16	5.3	6	0
TOTALS			1/1	3	16	5.3	6	0

2006 TENNESSEE

Date	Opp	W/L	P/S	Rec	Yds	Avg	Long	TD
10/29	HOUSTON	W				INACTIVE		
11/05	@ Jacksonville	L				INACTIVE		
11/12	BALTIMORE	L				INACTIVE		
11/19	@ Philadelphia	W				INACTIVE		
11/26	NEW YORK GIANTS	W	P	0	0	0.0	0	0
12/03	INDIANAPOLIS	W	P	1	16	16.0	16	0
12/10	@ Houston	W	S	1	9	9.0	9	0
12/17	JACKSONVILLE	W	P	0	0	0.0	0	0
12/24	@ Buffalo	W	S	2	15	7.5	8	0
12/31	NEW ENGLAND	L	S	2	28	14.0	23	0
TOTALS			6/3	6	68	11.3	23	0

2006 INDIANAPOLIS

Date	Opp	W/L	P/S	Rec	Yds	Avg	Long	TD
09/10	@ New York Giants	W				INACTIVE - HAMSTRING		
09/17	HOUSTON	W				INACTIVE - HAMSTRING		
09/24	JACKSONVILLE	W				INJURED/RESERVE - HAMSTRING		
10/01	@ New York Jets	W				INJURED/RESERVE - HAMSTRING		
10/08	TENNESSEE	W				INJURED/RESERVE - HAMSTRING		
10/22	WASHINGTON	W				INJURED/RESERVE - HAMSTRING		
TOTALS			0/0	0	0	0.0	0	0

2005 INDIANAPOLIS

Date	Opp	W/L	P/S	Rec	Yds	Avg	Long	TD
09/11	@ Baltimore	W	P	0	0	0.0	0	0
09/18	JACKSONVILLE	W				INACTIVE		
09/25	CLEVELAND	W	P	0	0	0.0	0	0
10/02	@ Tennessee	W	P	0	0	0.0	0	0
10/09	@ San Francisco	W	P	0	0	0.0	0	0
10/17	ST. LOUIS	W				INACTIVE		
10/23	@ Houston	W				INACTIVE		
11/07	@ New England	W	P	0	0	0.0	0	0
11/13	HOUSTON	W				INACTIVE		
11/20	@ Cincinnati	W				INACTIVE		
11/28	PITTSBURGH	W				INACTIVE		
12/04	TENNESSEE	W				INACTIVE		
12/11	@ Jacksonville	W				INACTIVE		
12/18	SAN DIEGO	L				INACTIVE		
12/24	@ Seattle	L	P	0	0	0.0	0	0
01/01	ARIZONA	W	P	2	8	4.0	7	0
TOTALS			7/0	2	8	4.0	7	0

POSTSEASON

01/15	PITTSBURGH	L				INACTIVE		
TOTALS			0/0	0	0	0.0	0	0

2004 INDIANAPOLIS

Date	Opp	W/L	P/S	Rec	Yds	Avg	Long	TD	
09/09	@ New England	L	P	0	0	0.0	0	0	
09/19	@ Tennessee	W	P	0	0	0.0	0	0	
09/26	GREEN BAY	W	P	0	0	0.0	0	0	
10/03	@ Jacksonville	W	P	0	0	0.0	0	0	
10/10	OAKLAND	W	S	0	0	0.0	0	0	
10/24	JACKSONVILLE	L	P	0	0	0.0	0	0	
10/31	@ Kansas City	L	P	0	0	0.0	0	0	
11/08	MINNESOTA	W	P	0	0	0.0	0	0	
11/14	HOUSTON	W	P	0	0	0.0	0	0	
11/21	@ Chicago	W	P	0	0	0.0	0	0	
11/25	@ Detroit	W	P	0	0	0.0	0	0	
12/05	TENNESSEE	W	P	0	0	0.0	0	0	
12/12	@ Houston	W	P	0	0	0.0	0	0	
12/19	BALTIMORE	W	P	0	0	0.0	0	0	
12/26	SAN DIEGO	W	S	2	21	10.5	17	0	
01/02	@ Denver	L	S	2	12	6.0	7	0	
TOTALS				16/3	4	33	8.3	17	0
POSTSEASON									
01/09	DENVER	W	P	0	0	0.0	0	0	
01/16	@ New England	L	P	0	0	0.0	0	0	
TOTALS				2/0	0	0	0.0	0	0

HAYWORTH HICKS

GUARD • IOWA STATE

SECOND NFL SEASON
SECOND PANTHERS SEASON



Ht: 6-3 Wt: 330 • Born: October 3, 1988 • NFL Games Played/Started: 0/0 • Acquired: FA-12

PRO CAREER

• As a rookie in 2012, spent time on the active rosters of the New York Jets, Kansas City Chiefs and Carolina Panthers and the practice squads of the Indianapolis Colts and Tampa Bay Buccaneers.

TRANSACTIONS: Signed as a free agent from Tampa Bay's practice squad by Carolina (12/18/12)...Signed to practice squad by Tampa Bay (12/15/12)...Waived by Tampa Bay (12/13/12)...Claimed off waivers by Tampa Bay (12/10/12)...Waived by Kansas City (12/8/12)...Claimed off waivers by Kansas City (11/28/12)...Waived by New York Jets (11/27/12)...Signed as a free agent from Indianapolis' practice squad by New York Jets (11/7/12)...Signed to practice squad by Indianapolis (9/2/12)...Waived by Indianapolis (8/31/12)...Signed as an undrafted rookie free agent by Indianapolis (5/4/12).

GP/GS: Career (0/0); 2012 (0/0).

2012: Signed as a free agent from Tampa Bay's practice squad by Carolina (12/18) when guard Zack Williams was placed on injured reserve...Inactive versus Oakland (12/23) and dressed but did not play at New Orleans

(12/30)...Originally signed as an undrafted rookie free agent by Indianapolis (5/4)...Spent the first nine weeks on the Colts' practice squad until being signed to the New York Jets' active roster (11/7)...Inactive for three games before being waived (11/27)...Claimed off waivers by Kansas City (11/28) and was inactive for one game prior to being waived (12/8) and joining the Buccaneers' practice squad (12/15) for one game.

COLLEGE: Played in 36 games with 24 starts at Iowa State following one year at Antelope Valley Community College...Second-team All-Big 12 Conference choice as a senior in 2012...Earned the Arthur Floyd Scott Award as the Cyclones' most outstanding offensive lineman...Started 12 games at right guard...Started 12 games at right guard as a junior in 2010...Redshirted in 2009...Played in 12 games as a sophomore in 2008 after transferring to Iowa State from Antelope Valley Community College...First-Team All-Foothills Conference selection as a freshman in 2007...Started 11 games at left tackle.

PERSONAL: Attended Palmdale (Calif.) HS...Majored in communications studies at Iowa State.

ADMIN
&
COACHES

HAYWORTH
HICKS

ROOKIES

2012 IN REVIEW

RECORDS

TEAM HISTORY

REFERENCE

DOMENIK HIXON

WIDE RECEIVER • AKRON

EIGHTH NFL SEASON
FIRST PANTHERS SEASON



87

Ht: 6-2 Wt: 205 • Born: October 8, 1984 • NFL Games Played/Started: 61/13 [5/1] • Acquired: UFA-13 (NYG)

PRO CAREER

- Played in 13 games with three starts for the New York Giants in 2012...Tallied 39 receptions for 567 yards and two touchdowns.
- Established a career high with 114 receiving yards on six catches at Philadelphia (9/30/12).
- Missed the entire 2010 season with a torn anterior cruciate ligament in his right knee...Also missed most of 2011 after tearing the right ACL again after two games.
- Set New York Giants single-season records in 2009 with 57 kickoff returns for 1,291 yards.
- Tallied 303 total yards at New Orleans (10/18/09), shattering Joe Scott's 61-year-old Giants franchise record by 24 yards...Owns two of the five largest single-game yardage totals in Giants history.
- Hauled in a career-long 61-yard touchdown catch vs. Philadelphia (12/13/09).
- Selected as the NFC Special Teams Player of the Week vs. Dallas (12/6/09)...Returned three punts for 95 yards and one touchdown and four kickoffs for 70 yards...Punt return touchdown was the Giants' first since game vs. Arizona (9/11/05).
- Established career highs in 2008 with seven starts, 43 receptions and a team-high 596 yards and two touchdowns.
- Produced first career 100-yard receiving game and receiving touchdown with 102 yards on four receptions, including a 32-yard score vs. Seattle (10/5/08)...Marked second career score; he returned a kickoff 74 yards for a touchdown vs. New England (12/29/07).
- Played in 16 games with one start for Denver and the New York Giants in 2007...290 kickoff-return yards in four games set Giants postseason record that year.
- Missed entire rookie season in 2006...Spent the entire season on Denver's reserve/non-football injury list with a broken left foot suffered while preparing for the draft at Akron's pro day in March.

TRANSACTIONS: Signed as an unrestricted free agent by Carolina (4/10/13)...Signed to contract extension by the New York Giants (3/2/12)...Placed on injured reserve with an injured right knee by the New York Giants (9/23/11)...

Signed to contract extension by the New York Giants (3/3/11)...Placed on injured reserve with an injured right knee by the New York Giants (9/4/10)...Claimed off waivers by the New York Giants (10/3/07)...Waived by Denver (10/2/07)...Placed on reserve/non-football injury with an injured left foot by Denver (8/29/06)...Selected in the fourth round (130th overall) of the NFL Draft by Denver (4/30/06).

GP/GS: Career (61/13) [5/1]; 2012 (13/3); 2011 (2/0); 2010 (1R); 2009 (14/2); 2008 (16/7) [1/1]; 2007 (16/1) [4/0]; 2006 (NFI).

2012: Played in 13 games with three starts for the New York Giants...Recorded 39 catches for 567 yards and two touchdowns...Returned five punts for 36 yards with a long of 10 yards and four fair catches...Started in place of an injured Hakeem Nicks at Philadelphia (9/30) and versus Cleveland (10/7) and as the third wide receiver at Cincinnati (11/11)...Inactive with a concussion at Carolina (9/20) and with an ankle injury versus Green Bay (11/25) and at Washington (12/3)...**At Philadelphia (9/30):** Compiled a career-high 114 yards and tied career high with six receptions...Marked second career 100-yard receiving outing...**vs. New Orleans (12/9):** Capped Giants' two-minute offense with a five-yard touchdown catch at end of first half...**At Baltimore (12/23):** Turned short reception into a 13-yard touchdown.

COLLEGE: Played in 44 games with 40 starts at Akron...Moved to wide receiver for final two years after lining up at safety during first two seasons...Ended career second in school history with 141 receptions and third with 2,092 receiving yards to go along with 14 receiving touchdowns...Totaled 176 tackles, one interception, three passes defended and two fumble recoveries...Returned 49 kickoffs for 1,171 yards with one touchdown and 42 punts for 475 yards with one touchdown...Earned second-team All-Mid-American Conference honors as a senior in 2005 after setting school records with 75 catches, including eight touchdowns, and 1,210 receiving yards and ranking third in the nation with 2,319 all-purpose yards...Led the Zips with 111 tackles as a sophomore in 2003.

PERSONAL: Attended Whitehall-Yearling HS in Whitehall, Ohio...Majored in sports science at Akron.

ADMIN & COACHES

DOMENIK HIXON

ROOKIES

2012 IN REVIEW

RECORDS

TEAM HISTORY

REFERENCE

DOMENIK HIXON CAREER STATISTICS

Year	Team	GP	GS	RECEIVING					RUSHING				
				No	Yds	Avg	Lg	TD	No	Yds	Avg	Lg	TD
2006	Denver			RESERVE/NON-FOOTBALL INJURY - FOOT									
2007	Denver/NYG	16	1	1	5	5.0	5	0	1	-8	-8.0	-8	0
2008	N.Y. Giants	16	7	43	596	13.9	41	2	2	26	13.0	15	0
2009	N.Y. Giants	14	2	15	187	12.5	61t	1	0	0	0.0	0	0
2010	N.Y. Giants			INJURED/RESERVE - KNEE									
2011	N.Y. Giants	2	0	4	50	12.5	22t	1	0	0	0.0	0	0
2012	N.Y. Giants	13	3	39	567	14.5	41	2	0	0	0.0	0	0
Totals		61	13	102	1405	13.8	61t	6	3	18	6.0	15	0

Year	Team	KICKOFF RETURNS					PUNT RETURNS				
		No	Yds	Avg	Lg	TD	No	Yds	Avg	Lg	TD
2007	Denver/New York Giants	20	495	24.8	74t	1	7	32	4.6	14	0
2008	New York Giants	3	180	60.0	83	0	24	242	10.1	50	0
2009	New York Giants	57	1291	22.6	68	0	17	256	15.1	79t	1
2010	New York Giants	INJURED/RESERVE - KNEE									
2011	New York Giants	0	0	0.0	0	0	3	31	10.3	18	0
2012	New York Giants	0	0	0.0	0	0	5	36	7.2	10	0
Totals		80	1966	24.6	83	1	56	597	10.7	79t	1

POSTSEASON

Year	Team	GP	GS	RECEIVING					RUSHING				
				No	Yds	Avg	Lg	TD	No	Yds	Avg	Lg	TD
2007	N.Y. Giants	4	0	0	0	0.0	0	0	0	0	0.0	0	0
2008	N.Y. Giants	1	1	2	37	18.5	34	0	0	0	0.0	0	0
2011	N.Y. Giants			INJURED/RESERVE - KNEE									
Totals		5	1	2	37	18.5	34	0	0	0	0.0	0	0

Year	Team	KICKOFF RETURNS					PUNT RETURNS				
		No	Yds	Avg	Lg	TD	No	Yds	Avg	Lg	TD
2007	New York Giants	12	290	24.2	45	0	0	0	0.0	0	0
2008	New York Giants	0	0	0.0	0	0	3	8	2.7	8	0
2011	New York Giants	INJURED/RESERVE - KNEE									
Totals		12	290	24.2	45	0	3	8	2.7	8	0

ADDITIONAL STATISTICS

SPECIAL TEAMS TACKLES: 2007 (11); 2007 Postseason (3); 2008 (9); 2009 (7).

SINGLE-GAME CAREER HIGHS

RECEPTIONS	6	three times, last at Philadelphia (9/30/12)
RECEIVING YARDS	114	at Philadelphia (9/30/12)
RECEIVING TDS	1	six times, last at Baltimore (12/23/12)
LONG RECEPTION	61t	vs. Philadelphia (12/13/09)
KICKOFF RETURNS	8	three times, last at Minnesota (1/3/10)
KICKOFF RETURN YARDS	230	at New Orleans (10/18/09)
KICKOFF RETURN TDS	1	vs. New England (12/29/07)
LONG KICKOFF RETURN	74t	vs. New England (12/29/07)
PUNT RETURNS	5	vs. Cincinnati (9/21/08)
PUNT RETURN YARDS	95	vs. Dallas (12/6/09)
PUNT RETURN TDS	1	vs. Dallas (12/6/09)
LONG PUNT RETURN	79t	vs. Dallas (12/6/09)
COMBINED NET YARDS	303	at New Orleans (10/18/09)

DOMENIK HIXON GAME-BY-GAME

2012 NEW YORK GIANTS

				RECEIVING					RUSHING					PUNT RETURNS					KICKOFF RETURNS					Total		
Date	Opp	W/L	P/S	Rec	Yds	Avg	LG	TD	Rsh	Yds	Avg	LG	TD	PR	Yds	Avg	LG	TD	KOR	Yds	Avg	LG	TD	Yds		
09/05	DAL	L	P	3	55	18.3	39	0	-	-	-	-	-	1	5	5.0	5	0	-	-	-	-	-	60		
09/16	TB	W	P	1	12	12.0	12	0	-	-	-	-	-	-	-	-	-	-	-	-	-	-	-	12		
09/20	@ Car	W							INACTIVE - CONCUSSION																	
09/30	@ Phi	L	S	6	114	19.0	40	0	-	-	-	-	-	-	-	-	-	-	-	-	-	-	-	114		
10/07	CLE	W	S	5	55	11.0	17	0	-	-	-	-	-	-	-	-	-	-	-	-	-	-	-	55		
10/14	@ SF	W	P	4	78	19.5	39	0	-	-	-	-	-	-	-	-	-	-	-	-	-	-	-	78		
10/21	WAS	W	P	3	32	10.7	19	0	-	-	-	-	-	-	-	-	-	-	-	-	-	-	-	32		
10/28	@ Dal	W	P	3	26	8.7	18	0	-	-	-	-	-	-	-	-	-	-	-	-	-	-	-	26		
11/04	PIT	L	P	-	-	-	-	-	-	-	-	-	-	-	-	-	-	-	-	-	-	-	-	-		
11/11	@ Cin	L	S	1	8	8.0	8	0	-	-	-	-	-	-	-	-	-	-	-	-	-	-	-	8		
11/25	GB	W							INACTIVE - ANKLE																	
12/03	@ Was	L							INACTIVE - ANKLE																	
12/09	NO	W	P	3	30	10.0	16	1	-	-	-	-	-	2	19	9.5	10	0	-	-	-	-	-	49		
12/16	@ Atl	L	P	5	80	16.0	37	0	-	-	-	-	-	-	-	-	-	-	-	-	-	-	-	80		
12/23	@ Bal	L	P	3	36	12.0	14	1	-	-	-	-	-	2	12	6.0	10	0	-	-	-	-	-	48		
12/30	PHI	W	P	2	41	20.5	30	0	-	-	-	-	-	-	-	-	-	-	-	-	-	-	-	41		
TOTALS					13/3	39	567	14.5	41	2	0	0	0.0	0	0	5	36	7.2	10	0	0	0	0.0	0	0	603

2011 NEW YORK GIANTS

RECEIVING									RUSHING					PUNT RETURNS					KICKOFF RETURNS					Total	
Date	Opp	W/L	P/S	Rec	Yds	Avg	LG	TD	Rsh	Yds	Avg	LG	TD	PR	Yds	Avg	LG	TD	KOR	Yds	Avg	LG	TD	Yds	
09/11	@ Was	L	P	2	21	10.5	14	0	-	-	-	-	-	2	27	13.5	18	0	-	-	-	-	-	48	
09/19	STL	W	P	2	29	14.5	22t	1	-	-	-	-	-	1	4	4.0	4	0	-	-	-	-	-	33	
09/25	@ Phi	W							INURED RESERVE - KNEE																
10/02	@ Ari	W							INURED RESERVE - KNEE																
10/09	SEA	L							INURED RESERVE - KNEE																
10/16	BUF	W							INURED RESERVE - KNEE																
10/30	MIA	W							INURED RESERVE - KNEE																
11/06	@ NE	W							INURED RESERVE - KNEE																
11/13	@ SF	L							INURED RESERVE - KNEE																
11/20	PHI	L							INURED RESERVE - KNEE																
11/28	@ NO	L							INURED RESERVE - KNEE																
12/04	GB	L							INURED RESERVE - KNEE																
12/11	@ Dal	W							INURED RESERVE - KNEE																
12/18	WAS	L							INURED RESERVE - KNEE																
12/24	@ NYJ	W							INURED RESERVE - KNEE																
01/01	DAL	W							INURED RESERVE - KNEE																
TOTALS				2/0	4	50	12.5	22t	1	0	0	0.0	0	0	3	31	10.3	18	0	0	0	0.0	0	0	81
POSTSEASON																									
01/08	ATL	W							INURED RESERVE - KNEE																
01/15	@ GB	W							INURED RESERVE - KNEE																
01/22	@ SF	W							INURED RESERVE - KNEE																
02/05	@ NE	W							INURED RESERVE - KNEE																
TOTALS				0/0	0	0	0.0	0	0	0	0	0.0	0	0	0	0	0.0	0	0	0	0	0	0.0	0	0

2009 NEW YORK GIANTS

				RECEIVING					RUSHING					PUNT RETURNS					KICKOFF RETURNS					Total	
Date	Opp	W/L	P/S	Rec	Yds	Avg	LG	TD	Rsh	Yds	Avg	LG	TD	PR	Yds	Avg	LG	TD	KOR	Yds	Avg	LG	TD	Yds	
09/13	WAS	W	S	1	10	10.0	10	0	-	-	-	-	-	1	0	0.0	0	0	-	-	-	-	-	10	
09/20	@ Dal	W	S	1	13	13.0	13	0	-	-	-	-	-	1	5	5.0	5	0	-	-	-	-	-	18	
09/27	@ TB	W							INACTIVE - KNEE																
10/04	@ KC	W							INACTIVE - KNEE																
10/11	OAK	W	P	-	-	-	-	-	-	-	-	-	-	-	-	-	-	-	-	-	-	-	-	-	
10/18	@ NO	L	P	3	22	7.3	10	0	-	-	-	-	-	2	51	25.5	27	0	7	230	32.9	68	0	303	
10/25	ARI	L	P	1	6	6.0	6	0	-	-	-	-	-	3	27	13.5	16	0	3	57	19.0	25	0	90	
11/01	@ Phi	L	P	1	3	3.0	3	0	-	-	-	-	-	1	2	2.0	2	0	7	163	23.3	27	0	168	
11/08	SD	L	P	1	8	8.0	8	0	-	-	-	-	-	1	13	13.0	13	0	4	72	18.0	25	0	93	
11/22	ATL	W	P	1	16	16.0	16	0	-	-	-	-	-	-	-	-	-	-	7	162	23.1	34	0	178	
11/26	@ Den	L	P	1	5	5.0	5	0	-	-	-	-	-	2	20	10.0	14	0	2	40	20.0	20	0	65	
12/06	DAL	W	P	-	-	-	-	-	-	-	-	-	-	3	95	31.7	79t	1	4	70	17.5	20	0	165	
12/13	PHI	L	P	1	61	61.0	61t	1	-	-	-	-	-	2	19	9.5	12	0	8	172	21.5	31	0	252	
12/21	@ Was	W	P	2	21	10.5	11	0	-	-	-	-	-	2	24	12.0	15	0	2	30	15.0	30	0	75	
12/27	CAR	L	P	2	22	11.0	13	0	-	-	-	-	-	-	-	-	-	-	5	112	22.4	35	0	134	
01/03	@ Min	L	P	-	-	-	-	-	-	-	-	-	-	-	-	-	-	-	8	183	22.9	27	0	183	
TOTALS				15/2	15	187	12.5	61t	1	0	0	0.0	0	0	17	256	15.1	79t	1	57	1291	22.6	68	0	1734

2008 NEW YORK GIANTS

				RECEIVING					RUSHING					PUNT RETURNS					KICKOFF RETURNS					Total	
Date	Opp	W/L	P/S	Rec	Yds	Avg	LG	TD	Rsh	Yds	Avg	LG	TD	PR	Yds	Avg	LG	TD	KOR	Yds	Avg	LG	TD	Yds	
09/04	WAS	W	P	-	-	-	-	-	-	-	-	-	-	-	-	-	-	-	-	-	-	-	-	-	
09/14	@ Stl	W	P	3	60	20.0	32	0	-	-	-	-	-	4	76	19.0	50	0	-	-	-	-	-	136	
09/21	CIN	W	P	3	29	9.7	15	0	-	-	-	-	-	5	48	9.6	26	0	-	-	-	-	-	77	
10/05	SEA	W	S	4	102	25.5	41	1	1	15	15.0	15	0	-	-	-	-	-	-	-	-	-	-	117	
10/13	@ Cle	L	P	1	6	6.0	6	0	-	-	-	-	-	-	-	-	-	-	-	-	-	-	-	6	
10/19	SF	W	P	1	6	6.0	6	0	-	-	-	-	-	2	8	4.0	8	0	-	-	-	-	-	14	
10/26	@ Pit	W	S	1	17	17.0	17	0	-	-	-	-	-	3	28	9.3	28	0	-	-	-	-	-	45	
11/02	DAL	W	P	-	-	-	-	-	-	-	-	-	-	3	13	4.3	13	0	-	-	-	-	-	13	
11/09	@ Phi	W	P	-	-	-	-	-	-	-	-	-	-	2	45	22.5	43	0	-	-	-	-	-	45	
11/16	BAL	W	P	2	25	12.5	16	0	-	-	-	-	-	-	-	-	-	-	-	-	-	-	-	25	
11/23	@ Ari	W	P	6	57	9.5	17	0	1	11	11.0	11	0	2	21	10.5	15	0	3	180	60.0	83	0	269	
11/30	@ Was	W	S	5	71	14.2	18	0	-	-	-	-	-	1	9	9.0	9	0	-	-	-	-	-	80	
12/07	PHI	L	S	3	30	10.0	17	0	-	-	-	-	-	2	-6	-3.0	-2	0	-	-	-	-	-	24	
12/14	@ Dal	L	S	6	60	10.0	19	0	-	-	-	-	-	-	-	-	-	-	-	-	-	-	-	60	
12/21	CAR	W	S	4	71	17.8	40	0	-	-	-	-	-	-	-	-	-	-	-	-	-	-	-	71	
12/28	@ Min	L	S	4	62	15.5	23t	1	-	-	-	-	-	-	-	-	-	-	-	-	-	-	-	62	
TOTALS				16/7	43	596	13.9	41	2	2	26	13.0	15	0	24	242	10.1	50	0	3	180	60.0	83	0	1044
POSTSEASON																									
01/11	PHI	L	S	2	37	18.5	34	0	-	-	-	-	-	3	8	2.7	8	0	-	-	-	-	-	45	
TOTALS				1/1	2	37	18.5	34	0	0	0	0	0.0	0	3	8	2.7	8	0	0	0	0	0	0	45

ADMIN & COACHES

DOMENIK HIXON

ROOKIES

2012 IN REVIEW

RECORDS

TEAM HISTORY

REFERENCE

2007 NEW YORK GIANTS

				RECEIVING				RUSHING				PUNT RETURNS				KICKOFF RETURNS				Total								
Date	Opp	W/L	P/S	Rec	Yds	Avg	LG	TD	Rsh	Yds	Avg	LG	TD	PR	Yds	Avg	LG	TD	KOR	Yds	Avg	LG	TD	Yds				
10/07	NYJ	W	P	-	-	-	-	-	-	-	-	-	-	-	-	-	-	-	-	-	-	-	-	-				
10/15	@ Atl	W	P	-	-	-	-	-	-	-	-	-	-	-	-	-	-	-	-	-	-	-	-	-				
10/21	SF	W	P	-	-	-	-	-	-	-	-	-	-	-	-	-	-	-	-	-	-	-	-	-				
10/28	@ Mia	W	P	-	-	-	-	-	-	-	-	-	-	-	-	-	-	-	-	-	-	-	-	-				
11/11	DAL	L	P	-	-	-	-	-	-	-	-	-	-	-	-	-	-	-	-	-	-	-	-	-				
11/18	@ Det	W	P	-	-	-	-	-	-	-	-	-	-	-	-	-	-	-	-	-	-	-	-	-				
11/25	MIN	L	P	1	5	5.0	5	0	-	-	-	-	-	-	-	-	-	-	-	-	-	-	-	5				
12/02	@ Chi	W	P	-	-	-	-	-	1	-8	-8.0	-8	0	-	-	-	-	-	-	-	-	-	-	-	-8			
12/09	@ Phi	W	P	-	-	-	-	-	-	-	-	-	-	-	-	-	-	-	-	-	-	-	-	-				
12/16	WAS	L	S	-	-	-	-	-	-	-	-	-	-	-	-	-	-	-	-	-	-	-	-	-				
12/23	@ Buf	W	P	-	-	-	-	-	-	-	-	-	-	-	-	-	-	-	-	-	-	-	-	-				
12/29	NE	L	P	-	-	-	-	-	-	-	-	-	-	-	-	-	-	-	8	221	27.6	74t	1	221				
TOTALS				12/1				1	5	5.0	5	0	1	-8	-8.0	-8	0	0	0	0.0	0	0	8	221	27.6	74t	1	218
POSTSEASON																												
01/06	@ TB	W	P	-	-	-	-	-	-	-	-	-	-	-	-	-	-	-	2	37	18.5	19	0	37				
01/13	@ Dal	W	P	-	-	-	-	-	-	-	-	-	-	-	-	-	-	-	3	93	31.0	45	0	93				
01/20	@ GB	W	P	-	-	-	-	-	-	-	-	-	-	-	-	-	-	-	5	121	24.2	36	0	121				
02/03	@ NE	W	P	-	-	-	-	-	-	-	-	-	-	-	-	-	-	-	2	39	19.5	25	0	39				
TOTALS				4/0				0	0	0.0	0	0	0	0	0	0	0.0	0	0	12	290	24.2	45	0	290			

2007 DENVER

				RECEIVING					RUSHING					PUNT RETURNS					KICKOFF RETURNS					Total	
Date	Opp	W/L	P/S	Rec	Yds	Avg	LG	TD	Rsh	Yds	Avg	LG	TD	PR	Yds	Avg	LG	TD	KOR	Yds	Avg	LG	TD	Yds	
09/09	@ Buf	W	P	-	-	-	-	-	-	-	-	-	-	4	10	2.5	8	0	3	72	24.0	33	0	82	
09/16	OAK	W	P	-	-	-	-	-	-	-	-	-	-	2	8	4.0	6	0	-	-	-	-	-	8	
09/23	JAC	L	P	-	-	-	-	-	-	-	-	-	-	1	14	14.0	14	0	4	92	23.0	29	0	106	
09/30	@ Ind	L	P	-	-	-	-	-	-	-	-	-	-	-	-	-	-	-	5	110	22.0	35	0	183	
TOTALS				15/2	15	187	12.5	61t	1	0	0	0.0	0	0	17	256	15.1	79t	1	57	1291	22.6	68	0	379

DOUG HOGUE

LINEBACKER • SYRACUSE

THIRD NFL SEASON
SECOND PANTHERS SEASON



Ht: 6-2 Wt: 245 • Born: February 1, 1989 • NFL Games Played/Started: 27/0 [0/0] • Acquired: WV-12 (DET)

PRO CAREER

- Played in 14 games with Detroit and Carolina in 2012... Totaled 10 special teams tackles.
- Played in 13 games for Detroit in 2011...Finished second on the team with six special teams tackles
- Made his NFL debut at Dallas (10/2/11).

TRANSACTIONS: Claimed off waivers by Carolina (10/23/12)...Waived by Detroit (10/22/12)...Selected in the fifth round (157th overall) of the NFL Draft by Detroit (4/30/11).

GP/GS: Career (27/0) [0/0]; 2012 (14/0); 2011 (13/0) [0/0].

2012: Played in 14 games and was inactive for one game with Detroit and Carolina...Totaled 10 special teams tackles...Played in the Lions' first five games and logged two special teams tackles before being waived (10/22)... Claimed off waivers by the Panthers (10/23) and notched eight special teams tackles in nine games...Inactive at Kansas City (12/2).

COLLEGE:

Played in 45 games with 31 starts at Syracuse... Began career at running back before moving to linebacker as a junior...Produced 167 tackles, 26.5 tackles for loss, 12.5 sacks, three forced fumbles, one fumble recovery, three interceptions and six passes defended...Rushed 112 times for 483 yards and three touchdowns and caught 14 passes for 139 yards and one touchdown...First-team All-Big East Conference selection as a senior in 2010... Started 13 games...Ranked second on the Orange with 95 tackles, including a team-high 10.5 tackles for loss... Started 12 games as a junior in 2009...Led the team with 16 tackles for loss and 9.5 sacks...Compiled 72 tackles, two forced fumbles, one fumble recovery, one interception and four passes defended...Gained 232 yards with two touchdowns on 35 carries in 2008 as a sophomore...Added 11 catches for 108 yards and one touchdown...As a freshman in 2007, tallied 251 yards and one touchdown on 77 attempts...Added three receptions for 31 yards.

PERSONAL: Attended Roosevelt HS in Yonkers, N.Y....Majored in child and family studies at Syracuse.

DOUG HOGUE CAREER STATISTICS

Year	Team	GP/GS	Tot	T	A	Sack	Yds	INT	Yds	Lg	TD	PD	FF	FR	Yds
2011	Detroit	13/0	0	0	0	0.0	0.0	0	0	0	0	0	0	0	0
2012	Detroit/Car.	14/0	0	0	0	0.0	0.0	0	0	0	0	0	0	0	0
Totals		27/0	0	0	0	0.0	0.0	0	0	0	0	0	0	0	0

ADDITIONAL STATISTICS

SPECIAL TEAMS TACKLES: 2011 (6); 2012 (10).

ADMINISTRATION
& COACHES

DOUG
HOGUE

ROOKIES

2012 IN REVIEW

RECORDS

TEAM HISTORY

REFERENCE

DOUG HOGUE GAME-BY-GAME

2012 CAROLINA

Date	Opp	W/L	P/S	T	S	A	SACK	QBP	FR	FF	PD	INT	YDS	LG	TD
10/28	@ Chicago	L	P	0	0	0	0.0	0	0	0	0	-	-	-	0
11/04	@ Washington	W	P	0	0	0	0.0	0	0	0	0	-	-	-	0
11/11	DENVER	L	P	0	0	0	0.0	0	0	0	0	-	-	-	0
11/18	TAMPA BAY	L	P	0	0	0	0.0	0	0	0	0	-	-	-	0
11/26	@ Philadelphia	W	P	0	0	0	0.0	0	0	0	0	-	-	-	0
12/02	@ Kansas City	L					INACTIVE								
12/09	ATLANTA	W	P	0	0	0	0.0	0	0	0	0	-	-	-	0
12/16	@ San Diego	W	P	0	0	0	0.0	0	0	0	0	-	-	-	0
12/23	OAKLAND	W	P	0	0	0	0.0	0	0	0	0	-	-	-	0
12/30	@ New Orleans	W	P	0	0	0	0.0	0	0	0	0	-	-	-	0
TOTALS			9/0	0	0	0	0.0	0	0	0	0	0	0	0	0

2012 DETROIT

Date	Opp	W/L	P/S	T	S	A	SACK	QBP	FR	FF	PD	INT	YDS	LG	TD
09/09	ST. LOUIS	W	P	0	0	0	0.0	0	0	0	0	-	-	-	0
09/16	@ San Francisco	L	P	0	0	0	0.0	0	0	0	0	-	-	-	0
09/23	@ Tennessee	L	P	0	0	0	0.0	0	0	0	0	-	-	-	0
09/30	MINNESOTA	L	P	0	0	0	0.0	0	0	0	0	-	-	-	0
10/14	@ Philadelphia	W	P	0	0	0	0.0	0	0	0	0	-	-	-	0
TOTALS			5/0	0	0	0	0.0	0	0	0	0	0	0	0	0

2011 DETROIT

Date	Opp	W/L	P/S	T	S	A	SACK	QBP	FR	FF	PD	INT	YDS	LG	TD
09/11	@ Tampa Bay	W					INACTIVE								
09/18	KANSAS CITY	W					INACTIVE								
09/25	@ Minnesota	W					INACTIVE								
10/02	DALLAS	W	P	0	0	0	0.0	0	0	0	0	-	-	-	0
10/10	CHICAGO	W	P	0	0	0	0.0	0	0	0	0	-	-	-	0
10/16	SAN FRANCISCO	L	P	0	0	0	0.0	0	0	0	0	-	-	-	0
10/23	ATLANTA	L	P	0	0	0	0.0	0	0	0	0	-	-	-	0
10/30	@ Denver	W	P	0	0	0	0.0	0	0	0	0	-	-	-	0
11/13	@ Chicago	L	P	0	0	0	0.0	0	0	0	0	-	-	-	0
11/20	CAROLINA	W	P	0	0	0	0.0	0	0	0	0	-	-	-	0
11/24	GREEN BAY	L	P	0	0	0	0.0	0	0	0	0	-	-	-	0
12/04	@ New Orleans	L	P	0	0	0	0.0	0	0	0	0	-	-	-	0
12/11	MINNESOTA	W	P	0	0	0	0.0	0	0	0	0	-	-	-	0
12/18	@ Oakland	W	P	0	0	0	0.0	0	0	0	0	-	-	-	0
12/24	SAN DIEGO	W	P	0	0	0	0.0	0	0	0	0	-	-	-	0
01/01	@ Green Bay	L	P	0	0	0	0.0	0	0	0	0	-	-	-	0
TOTALS			13/0	0	0	0	0.0	0	0	0	0	0	0	0	0

POSTSEASON

01/07	@ New Orleans	L					INACTIVE								
TOTALS			0/0	0	0	0	0.0	0	0	0	0	0	0	0	0

BEN JACOBS

LINEBACKER • FRESNO STATE

SECOND NFL SEASON
FIRST PANTHERS SEASON



Ht: 6-4 Wt: 245 • Born: April 17, 1988 • NFL Games Played/Started: 5/0 • Acquired: FA-13

PRO CAREER

- Spent time on the practice squads of Cleveland and Cincinnati in 2012.
- Played in five games for Cleveland in 2011 after beginning the season on the practice squad.
- Made his NFL debut vs. Baltimore (12/4/11).

TRANSACTIONS: Signed as a free agent by Carolina (5/13/13)...Terminated from practice squad by Cincinnati (11/27/12)...Signed to practice squad by Cincinnati (11/12/12)...Terminated from practice squad by Cleveland (10/9/12)...Signed to practice squad by Cleveland (9/2/12)...Waived by Cleveland (8/31/12)...Signed as a free agent from practice squad by Cleveland (11/29/11)...Signed to practice squad by Cleveland (9/6/11)...Waived by Cleveland (9/4/11)...Signed as an undrafted rookie free agent by Cleveland (7/30/11).

GP/GS: Career (5/0); 2012 (0/0), 2011 (5/0).

2012: Spent time on the practice squad for Cleveland and Cincinnati...Began the season on the Browns' practice squad, where he remained for five games until being terminated from the unit (10/9)...Joined the Bengals practice

squad (11/12) for two games and was terminated from the unit (11/27).

COLLEGE: Started all 52 games at Fresno State...Ended career third in school history with 387 tackles...Produced 25 tackles for loss, four sacks, one interception, nine passes defended, four forced fumbles and five fumble recoveries...Blocked seven kicks...First-team All-Western Athletic Conference choice as a senior in 2010...Started 13 games...Led the Bulldogs in tackles for the third consecutive season with 87...Earned first-team All-Western Athletic Conference selection as a junior in 2009...Started 13 games...Ranked first on the team with 106 tackles...Tied an NCAA single-game record with three forced fumbles against Louisiana Tech...As a sophomore in 2008, named second-team All-Western Athletic Conference choice...Started 13 games...Compiled a team-leading 113 tackles...Started 13 games as a freshman in 2007...Finished second on the team with 81 tackles...Redshirted as a true freshman in 2006.

PERSONAL: Attended Silverado HS in Las Vegas, Nev.

BEN JACOBS CAREER STATISTICS

Year	Team	GP/GS	Tot	T	A	Sack	Yds	INT	Yds	Lg	TD	PD	FF	FR	Yds
2011	Cleveland	5/0	0	0	0	0.0	0.0	0	0	0	0	0	0	0	0
Totals		5/0	0	0	0	0.0	0.0	0	0	0	0	0	0	0	0

ADMINISTRATION
& COACHES

BEN
JACOBS

ROOKIES

2012 IN REVIEW

RECORDS

TEAM HISTORY

REFERENCE

BEN JACOBS GAME-BY-GAME

2011 CLEVELAND

Date	Opp	W/L	P/S	T	S	A	SACK	QBP	FR	FF	PD	INT	YDS	LG	TD
09/11	CINCINNATI	L						practice squad							
09/18	@ Indianapolis	W						practice squad							
09/25	MIAMI	W						practice squad							
10/02	TENNESSEE	L						practice squad							
10/16	@ Oakland	L						practice squad							
10/23	SEATTLE	W						practice squad							
10/30	@ San Francisco	L						practice squad							
11/06	@ Houston	L						practice squad							
11/13	ST. LOUIS	L						practice squad							
11/20	JACKSONVILLE	W						practice squad							
11/27	@ Cincinnati	L						practice squad							
12/04	BALTIMORE	L	P	0	0	0	0.0	0	0	0	0	-	-	-	0
12/08	@ Pittsburgh	L	P	0	0	0	0.0	0	0	0	0	-	-	-	0
12/18	@ Arizona	L	P	0	0	0	0.0	0	0	0	0	-	-	-	0
12/24	@ Baltimore	L	P	0	0	0	0.0	0	0	0	0	-	-	-	0
01/01	PITTSBURGH	L	P	0	0	0	0.0	0	0	0	0	-	-	-	0
TOTALS			5/0	0	0	0	0.0	0	0	0	0	0	0	0	0

J.J. JANSEN

LONG SNAPPER • NOTRE DAME

SIXTH NFL SEASON
FIFTH PANTHERS SEASON



Ht: 6-2 Wt: 245 • Born: January 20, 1986 • NFL Games Played/Started: 64/0 • Acquired: TR-09 (GB)

PRO CAREER

- In four seasons (2009-12) with Carolina, has been successful on 558-of-559 snaps (99.8 percent).
- Served as long snapper on extra points, field goals and punts in 16 games for Carolina in 2012...Helped kickers Justin Medlock and Graham Gano connect on 43-of-44 extra point opportunities and 16-of-21 field goal attempts.
- Served as long snapper on extra points, field goals and punts in 16 games for Carolina in 2011...Helped kicker Olindo Mare connect on 44-of-45 extra point opportunities – the third-most successful PATs and PAT tries in team history.
- Saw action in all 16 games on special teams at long snapper for the second consecutive season in 2010...Snapped 95 punts, equaling the third-highest single-season total in team history.
- Appeared in all 16 games for Carolina in 2009...Helped kicker John Kasay convert 31-of-32 extra point opportunities and 22-of-27 field goal attempts...Contributed to punter Jason Baker's 44.1-yard gross average on 76 punts.
- Spent the 2008 season on the Green Bay Packers injured reserve with a knee injury suffered during the preseason.

ADDITIONAL STATISTICS

SPECIAL TEAMS TACKLES: 2010 (2); 2011 (2).

TRANSACTIONS: Signed to contract extension by Carolina (2/8/12)...Traded by Green Bay to Carolina in exchange for a 2011 conditional draft choice (4/13/09)...Placed on injured reserve by Green Bay with an injured left knee (8/31/08)...Signed as an undrafted rookie free agent by Green Bay (5/2/08).

GP/GS: Career (64/0); 2012 (16/0); 2011 (16/0); 2010 (16/0); 2009 (16/0); 2008 (IR).

2012: Served as long snapper on extra points, field goals and punts in 16 games for Carolina...Helped kickers Justin Medlock and Graham Gano connect on 43-of-44 extra point opportunities and 16-of-21 field goal attempts – the fewest field goal attempts in franchise history...Contributed to punter Brad Nortman's 43.0-yard gross average.

COLLEGE: Played in 32 games at Notre Dame...As the Fighting Irish's long snapper...Recorded eight special teams tackles...As a senior in 2007, served as the long snapper on field goals and punts in all 12 games...Worked with two different punters and right-footed and left-footed kickers with each having his own holder.

PERSONAL: Attended Brophy College Preparatory in Phoenix, Ariz...Majored in accounting at Notre Dame.

ADMINISTRATION
& COACHES

J.J.
JANSEN

ROOKIES

2012 IN REVIEW

RECORDS

TEAM HISTORY

REFERENCE

CHARLES JOHNSON

DEFENSIVE END • GEORGIA

SEVENTH NFL SEASON
SEVENTH PANTHERS SEASON



Ht: 6-2 Wt: 285 • Born: July 10, 1986 • NFL Games Played/Started: 79/51 [1/0] • Acquired: D3-07

PRO CAREER

• **TEAM RECORD:** Set Panthers single-game record with 3.5 sacks at Atlanta (9/30/12)...Part of seven-sack effort by the Panthers that equaled the team single-game record.

• **AMONG PANTHERS ALL-TIME LEADERS:** Ranks third in team history with 43.0 career sacks.

• In 2012, led Carolina in sacks for the third consecutive season with a career-high 12.5...Third player in team history, joining Mike Rucker and Julius Peppers, to record at least nine sacks in three consecutive years...Teamed with Greg Hardy (11 sacks) to give the Panthers two players with 10 or more sacks for the third time in team history and first time since 2002.

• Contributed to a Carolina unit in 2012 that ranked 10th in the NFL in total defense and ninth in sacks per pass play.

• Started 15 games for Carolina in 2011, leading the Panthers in sacks for the second consecutive season with nine and ranked second with 14 quarterback pressures.

• Led club with a career-high 11.5 sacks in 2010, becoming the fifth player in team history to record at least 10 sacks in a season.

• Tied Kevin Greene's club record with a sack in six consecutive contests in 2010.

• Ranked third on club in 2009 with four sacks.

• Finished second on club in 2008 with six sacks.

• Recorded the first sack of his career (10/5/08) vs. Kansas City dropping quarterback Tyler Thigpen for a 15-yard loss.

• Posted his first start vs. Dallas (12/22/07) and produced three tackles, one quarterback hurry and one pass defended.

• Made his NFL debut as a reserve defensive end vs. Seattle (12/16/07) and contributed to a defense that limited Seattle to 44 yards rushing.

TRANSACTIONS: Re-signed as an unrestricted free agent by Carolina (7/30/11)...Selected by Carolina in the third round (83rd overall) of the 2007 NFL Draft (4/28/07).

GP/GS: Career (79/51) [1/0]; 2012 (16/16); 2011 (15/15); 2010 (16/16); 2009 (13/2); 2008 (16/0) [1/0]; 2007 (3/2).

2012: Started 16 games for Carolina...Led the Panthers in sacks for the third consecutive season with a career-high 12.5, which tied for sixth in the NFL...Moved into third place for the most sacks in team history...Became the third player in team history, joining Mike Rucker from 2001-03 and Julius Peppers from 2004-06, to record at least nine sacks in three consecutive years after collecting 11.5 in 2010, nine in 2011 and 12.5 in 2012...Teamed with defensive end Greg Hardy (11 sacks) to give the Panthers two players with

10 or more sacks for the third time in team history and first time since 2002...Tied for the team lead with 23 quarterback pressures...Ranked second in the NFL with seven forced fumbles, which matched the second most in team history...Posted 46 tackles, one fumble recovery and three passes defended...Contributed to unit that ranked 10th in the NFL in total defense and ninth in sacks per pass play...

Vs. New Orleans (9/16): Forced a fumble by Saints quarterback Drew Brees...**At Atlanta (9/30):** Set a team record with 3.5 sacks as part of seven-sack effort by the Panthers that equaled the team single-game record...Took down Falcons quarterback Matt Ryan for losses of nine, 13 and eight yards and combined with defensive end Frank Alexander to sack Ryan for an 11-yard loss...Tied career high with seven tackles...**At Chicago (10/28):** Twice accounted for a sack and forced fumble on the same play...Harassed Bears quarterback Jay Cutler for a 16-yard sack and caused a fumble to set up a touchdown...Victimized Cutler for a 10-yard sack and knocked the ball out of his hand before recovering the loose ball...**At Washington (11/4):** Recorded second consecutive multi-sack game with two sacks...Sacked Redskins quarterback Robert Griffin III for a five-yard loss, shared a seven-yard sack with defensive tackle Dwan Edwards and teamed with Hardy for a nine-yard loss...**Vs. Denver (11/11):** Pressured Broncos quarterback Peyton Manning for a six-yard sack and knocked the ball away to force a fumble...Jarred the ball loose from Broncos running back Willis McGahee to cause a fumble...**At Philadelphia (11/26):** Ripped the ball away from Eagles running back Bryce Brown to force a fumble...Takeaway resulted in the game-winning field goal...**At San Diego (12/16):** Logged two sacks of Chargers quarterback Philip Rivers...Chased down a scrambling Rivers for a one-yard loss...Hit Rivers at the line of scrimmage for a loss of no yards and dislodged the ball to create a fumble...**At New Orleans (12/30):** Gathered two sacks of Brees to surpass Kevin Greene for third place on the Panthers' all-time sack list...Caged Brees for losses of 10 and eight yards.

COLLEGE: Played in 35 games with 13 starts at Georgia...Recorded 73 tackles, 14.5 sacks, six forced fumbles, three fumble recoveries and 12 passes defended...Tied for 10th in school history with 14.5 sacks...Second-team All-SEC choice as a junior in 2006 after leading the Bulldogs and ranking third in the conference with 9.5 sacks...Became the first defensive lineman in school history to lead the team in passes defended with 10...Scored a touchdown on a fumble recovery in the end zone against Louisiana-Monroe during sophomore year in 2005.

PERSONAL: Attended Hawkinsville (Ga.) HS...Majored in child and family development at Georgia.

CHARLES JOHNSON CAREER STATISTICS

Year	Team	GP/GS	Tot	T	A	Sack	Yds	INT	Yds	Lg	TD	PD	FF	FR	Yds
2007	Carolina	3/2	4	2	2	0.0	0.0	0	0	0	0	1	0	0	0
2008	Carolina	16/0	30	20	10	6.0	49.5	0	0	0	0	7	1	1	0
2009	Carolina	13/2	28	18	10	4.0	39.0	0	0	0	0	6	3	0	0
2010	Carolina	16/16	73	57	18	11.5	92.0	0	0	0	0	3	1	0	0
2011	Carolina	15/15	39	25	14	9.0	62.0	0	0	0	0	2	1	0	0
2012	Carolina	16/16	46	35	11	12.5	99.5	0	0	0	0	3	7	1	0
Totals		79/51	220	157	65	43.0	342.0	0	0	0	0	22	13	2	0

POSTSEASON

Year	Team	GP/GS	Tot	T	A	Sack	Yds	INT	Yds	Lg	TD	PD	FF	FR	Yds
2008	Carolina	1/0	3	2	1	0.0	0	0	0	0	0	0	0	0	0
Totals		1/0	3	2	1	0.0	0	0	0	0	0	0	0	0	0

SINGLE-GAME CAREER HIGHS

TACKLES	7	two times, last at Atlanta (9/30/12)
SACKS	3.5	at Atlanta (9/30/12)
FORCED FUMBLES	2	three times, last vs. Denver (11/11/12)
FUMBLE RECOVERIES	1	two times, last at Chicago (10/28/12)

CHARLES JOHNSON GAME-BY-GAME

2012 CAROLINA

Date	Opp	W/L	P/S	T	S	A	SACK	QBP	FR	FF	PD	INT	YDS	LG	TD
09/09	@ Tampa Bay	L	S	2	1	1	0.0	4	0	0	0	-	-	-	0
09/16	NEW ORLEANS	W	S	1	1	0	0.0	2	0	1	0	-	-	-	0
09/20	NEW YORK GIANTS	L	S	4	2	2	0.0	1	0	0	0	-	-	-	0
09/30	@ Atlanta	L	S	7	6	1	3.5	4	0	0	1	-	-	-	0
10/07	SEATTLE	L	S	4	2	2	0.0	2	0	0	0	-	-	-	0
10/21	DALLAS	L	S	2	2	0	0.0	1	0	0	0	-	-	-	0
10/28	@ Chicago	L	S	4	3	1	2.0	0	1	2	0	-	-	-	0
11/04	@ Washington	W	S	6	4	2	2.0	0	0	0	0	-	-	-	0
11/11	DENVER	L	S	5	4	1	1.0	1	0	2	1	-	-	-	0
11/18	TAMPA BAY	L	S	0	0	0	0.0	2	0	0	1	-	-	-	0
11/26	@ Philadelphia	W	S	2	2	0	0.0	0	0	1	0	-	-	-	0
12/02	@ Kansas City	L	S	1	1	0	0.0	1	0	0	0	-	-	-	0
12/09	ATLANTA	W	S	1	1	0	0.0	1	0	0	0	-	-	-	0
12/16	@ San Diego	W	S	3	3	0	2.0	0	0	1	0	-	-	-	0
12/23	OAKLAND	W	S	1	1	0	0.0	2	0	0	0	-	-	-	0
12/30	@ New Orleans	W	S	3	2	1	2.0	2	0	0	0	-	-	-	0
TOTALS				16/16	46	35	11	12.5	23	1	7	3	0	0	0

2011 CAROLINA

Date	Opp	W/L	P/S	T	S	A	SACK	QBP	FR	FF	PD	INT	YDS	LG	TD
09/11	@ Arizona	L	S	6	5	1	1.0	1	0	0	0	-	-	-	0
09/18	GREEN BAY	L	S	4	2	2	1.0	1	0	0	0	-	-	-	0
09/25	JACKSONVILLE	W	S	2	2	0	1.0	3	0	0	0	-	-	-	0
10/02	@ Chicago	L	S	2	1	1	1.0	1	0	0	0	-	-	-	0
10/09	NEW ORLEANS	L	S	1	1	0	0.0	0	0	0	0	-	-	-	0
10/16	@ Atlanta	L	S	6	2	4	1.0	2	0	0	1	-	-	-	0
10/23	WASHINGTON	W	S	1	1	0	1.0	2	0	1	0	-	-	-	0
10/30	MINNESOTA	L	S	5	3	2	1.0	2	0	0	0	-	-	-	0
11/13	TENNESSEE	L	S	1	1	0	0.0	0	0	0	0	-	-	-	0
11/20	@ Detroit	L	S	1	0	1	0.0	1	0	0	0	-	-	-	0
11/27	@ Indianapolis	W	S	1	0	1	0.5	0	0	0	1	-	-	-	0
12/04	@ Tampa Bay	W	S	2	2	0	1.0	0	0	0	0	-	-	-	0
12/11	ATLANTA	L	S	6	4	2	0.5	1	0	0	0	-	-	-	0
12/18	@ Houston	W	S	1	1	0	0.0	0	0	0	0	-	-	-	0
12/24	TAMPA BAY	W	S	0	0	0	0.0	0	0	0	0	-	-	-	0
01/01	@ New Orleans	L					INACTIVE - BACK								
TOTALS			15/15	39	25	14	9.0	14	0	1	2	0	0	0	0

2010 CAROLINA

Date	Opp	W/L	P/S	T	S	A	SACK	QBP	FR	FF	PD	INT	YDS	LG	TD
09/12	@ New York Giants	L	S	4	4	0	0.0	0	0	0	0	-	-	-	0
09/19	TAMPA BAY	L	S	1	1	0	0.0	2	0	0	0	-	-	-	0
09/26	CINCINNATI	L	S	5	5	0	1.0	4	0	0	1	-	-	-	0
10/03	@ New Orleans	L	S	2	2	0	1.0	0	0	0	0	-	-	-	0
10/10	CHICAGO	L	S	6	3	3	0.0	1	0	0	1	-	-	-	0
10/24	SAN FRANCISCO	W	S	6	4	2	1.0	2	0	0	0	-	-	-	0
10/31	@ St. Louis	L	S	3	3	0	0.0	2	0	0	0	-	-	-	0
11/07	NEW ORLEANS	L	S	6	3	3	0.5	2	0	0	0	-	-	-	0
11/14	@ Tampa Bay	L	S	7	4	3	0.0	0	0	0	0	-	-	-	0
11/21	BALTIMORE	L	S	7	7	0	1.0	1	0	0	0	-	-	-	0
11/28	@ Cleveland	L	S	5	5	0	2.0	3	0	1	0	-	-	-	0
12/05	@ Seattle	L	S	5	4	1	1.0	3	0	0	0	-	-	-	0
12/12	ATLANTA	L	S	7	6	1	1.0	4	0	0	0	-	-	-	0
12/19	ARIZONA	W	S	2	2	0	1.0	2	0	0	1	-	-	-	0
12/23	@ Pittsburgh	L	S	6	4	2	2.0	1	0	0	0	-	-	-	0
01/02	@ Atlanta	L	S	1	0	1	0.0	0	0	0	0	-	-	-	0
TOTALS			16/16	73	57	16	11.5	27	0	1	3	0	0	0	0

2009 CAROLINA

Date	Opp	W/L	P/S	T	S	A	SACK	QBP	FR	FF	PD	INT	YDS	LG	TD
09/13	PHILADELPHIA	L	P	1	1	0	0.0	1	0	0	0	-	-	-	0
09/20	@ Atlanta	L	P	2	1	1	0.0	0	0	0	0	-	-	-	0
09/28	@ Dallas	L	P	1	1	0	0.0	1	0	0	2	-	-	-	0
10/11	WASHINGTON	W	P	1	0	1	0.0	2	0	0	0	-	-	-	0
10/18	@ Tampa Bay	W	P	4	4	0	2.0	0	0	2	0	-	-	-	0
10/25	BUFFALO	L	P	4	2	2	0.0	1	0	0	0	-	-	-	0
11/01	@ Arizona	W	P	2	1	1	1.0	1	0	0	3	-	-	-	0
11/08	@ New Orleans	L	P	2	2	0	0.0	0	0	0	1	-	-	-	0
11/15	ATLANTA	W	S	2	1	1	0.0	1	0	0	0	-	-	-	0
11/19	MIAMI	L					INACTIVE - BICEPS								
11/29	@ New York Jets	L					INACTIVE - BICEPS								
12/06	TAMPA BAY	W					INACTIVE - BICEPS								
12/13	@ New England	L	S	5	3	2	0.0	2	0	0	0	-	-	-	0
12/20	MINNESOTA	W	P	1	1	0	0.0	1	0	0	0	-	-	-	0
12/27	@ New York Giants	W	P	3	1	2	1.0	1	0	1	0	-	-	-	0
01/03	NEW ORLEANS	W	P	0	0	0	0.0	1	0	0	0	-	-	-	0
TOTALS			13/2	28	18	10	4.0	12	0	3	6	0	0	0	0

2007 CAROLINA

Date	Opp	W/L	P/S	T	S	A	SACK	QBP	FR	FF	PD	INT	YDS	LG	TD
09/09	@ St. Louis	W						INACTIVE							
09/16	HOUSTON	L						INACTIVE							
09/23	@ Atlanta	W						INACTIVE							
09/30	TAMPA BAY	L						INACTIVE							
10/07	@ New Orleans	W						INACTIVE							
10/14	@ Arizona	W						INACTIVE							
10/28	INDIANAPOLIS	L						INACTIVE							
11/04	@ Tennessee	L						INACTIVE							
11/11	ATLANTA	L						INACTIVE							
11/18	@ Green Bay	L						INACTIVE							
11/25	NEW ORLEANS	L						INACTIVE							
12/02	SAN FRANCISCO	W						INACTIVE							
12/09	@ Jacksonville	L						INACTIVE							
12/16	SEATTLE	W	P	0	0	0	0.0	0	0	0	0	-	-	-	0
12/22	DALLAS	L	S	3	1	2	0.0	1	0	0	1	-	-	-	0
12/30	@ Tampa Bay	W	S	1	1	0	0.0	0	0	0	0	-	-	-	0
TOTALS			3/2	4	2	2	0.0	1	0	0	1	0	0	0	0

JOHNSON PART OF DYNAMIC DUO

Charles Johnson paced the Panthers with 12.5 sacks in 2012 and teamed with Greg Hardy (11.0) to create a dynamic pass rushing duo. The Panthers finished the 2012 season as one of five teams in the NFL with two players that had at least 10 sacks.

TEAMS WITH TWO PLAYERS WITH 10 OR MORE SACKS IN 2012


Team	Players (Sacks)
Denver	Von Miller (18.5) & Elvis Dumervil (11.0)
Cincinnati	Geno Atkins (12.5) & Michael Johnson (11.5)
Carolina	Charles Johnson (12.5) & Greg Hardy (11.0)
Dallas	DeMarcus Ware (11.5) & Anthony Spencer (11.0)
St. Louis	Chris Long (11.5) & Robert Quinn (10.5)



COLIN JONES

SAFETY • TEXAS CHRISTIAN

THIRD NFL SEASON
SECOND PANTHERS SEASON



42

Ht: 6-0 Wt: 210 • Born: October 27, 1987 • NFL Games Played/Started: 28/0 [2/0] • Acquired: TR-12 (SF)

PRO CAREER

• In 15 games with Carolina in 2012, finished third on the team with 11 special teams tackles...Added three tackles on defense.

• Tallied eight special teams tackles in 13 regular season games for San Francisco in 2011...Also saw action in two postseason games...Accounted for three tackles and one fumble recovery on special teams.

TRANSACTIONS: Traded by San Francisco to Carolina in exchange for a 2014 seventh-round draft choice (8/31/12)...Signed as a free agent from practice squad by San Francisco (10/4/11)...Signed to practice squad by San Francisco (9/15/11)...Waived by San Francisco (9/13/11)...Selected in the sixth round (190th overall) of the NFL Draft by San Francisco (4/30/11)

GP/GS: Career (28/0) [2/0]; 2012 (15/0); 2011 (13/0) [2/0].

2012: Acquired by Carolina in a trade with San Francisco in exchange for a 2014 seventh-round draft choice (8/31)...Played in 15 games...Posted three tackles...Fin-

ished third on the team with 11 special teams tackles...Inactive with a shoulder injury versus the New York Giants (9/20)...**Vs. Atlanta (12/9):** Appeared at free safety following an injury to Haruki Nakamura and notched three tackles.

COLLEGE: Played in 45 games with 17 starts at Texas Christian...Totaled 124 tackles, four sacks, two interceptions – including one returned for a touchdown, eight passes defended and one fumble recovery...Second-team All-Mountain West Conference choice as a senior in 2010...Played in 13 games with 12 starts...Ranked second on the team with 80 tackles...Notched 26 tackles, one interception and two passes defended as a junior in 2009 despite dealing with a hamstring injury...Played in 13 games, primarily on special teams as a sophomore in 2008...Played in 12 games as a freshman in 2007...Red-shirted as a true freshman in 2006.

PERSONAL: Attended Bridgeport (Texas) HS...Majored in communications with a minor in English at Texas Christian.

COLIN JONES CAREER STATISTICS

Year	Team	GP/GS	Tot	T	A	Sack	Yds	INT	Yds	Lg	TD	PD	FF	FR	Yds
2011	San Francisco	13/0	0	0	0	0.0	0.0	0	0	0	0	0	0	0	0
2012	Carolina	15/0	3	2	1	0.0	0.0	0	0	0	0	0	0	0	0
Totals		28/0	3	2	1	0.0	0.0	0	0	0	0	0	0	0	0

POSTSEASON

Year	Team	GP/GS	Tot	T	A	Sack	Yds	INT	Yds	Lg	TD	PD	FF	FR	Yds
2011	San Francisco	2/0	0	0	0	0.0	0.0	0	0	0	0	0	0	0	0
Totals		2/0	0	0	0	0.0	0.0	0	0	0	0	0	0	0	0

ADDITIONAL STATISTICS

SPECIAL TEAMS TACKLES: 2011 (8); 2011 Postseason (3); 2012 (11).

COLIN JONES GAME-BY-GAME

2012 CAROLINA

Date	Opp	W/L	P/S	T	S	A	SACK	QBP	FR	FF	PD	INT	YDS	LG	TD
09/09	@ Tampa Bay	L	P	0	0	0	0.0	0	0	0	0	-	-	-	0
09/16	NEW ORLEANS	W	P	0	0	0	0.0	0	0	0	0	-	-	-	0
09/20	NEW YORK GIANTS	L					INACTIVE - SHOULDER								
09/30	@ Atlanta	L	P	0	0	0	0.0	0	0	0	0	-	-	-	0
10/07	SEATTLE	L	P	0	0	0	0.0	0	0	0	0	-	-	-	0
10/21	DALLAS	L	P	0	0	0	0.0	0	0	0	0	-	-	-	0
10/28	@ Chicago	L	P	0	0	0	0.0	0	0	0	0	-	-	-	0
11/04	@ Washington	W	P	0	0	0	0.0	0	0	0	0	-	-	-	0
11/11	DENVER	L	P	0	0	0	0.0	0	0	0	0	-	-	-	0
11/18	TAMPA BAY	L	P	0	0	0	0.0	0	0	0	0	-	-	-	0
11/26	@ Philadelphia	W	P	0	0	0	0.0	0	0	0	0	-	-	-	0
12/02	@ Kansas City	L	P	0	0	0	0.0	0	0	0	0	-	-	-	0
12/09	ATLANTA	W	P	3	2	1	0.0	0	0	0	0	-	-	-	0
12/16	@ San Diego	W	P	0	0	0	0.0	0	0	0	0	-	-	-	0
12/23	OAKLAND	W	P	0	0	0	0.0	0	0	0	0	-	-	-	0
12/30	@ New Orleans	W	P	0	0	0	0.0	0	0	0	0	-	-	-	0
TOTALS				15/0	3	2	1	0.0	0	0	0	0	0	0	0

2011 SAN FRANCISCO

Date	Opp	W/L	P/S	T	S	A	SACK	QBP	FR	FF	PD	INT	YDS	LG	TD
09/11	SEATTLE	W	P	0	0	0	0.0	0	0	0	0	-	-	-	0
09/18	DALLAS	L					practice squad								
09/25	@ Cincinnati	W					practice squad								
10/02	@ Philadelphia	W					practice squad								
10/09	TAMPA BAY	W	P	0	0	0	0.0	0	0	0	0	-	-	-	0
10/16	@ Detroit	W	P	0	0	0	0.0	0	0	0	0	-	-	-	0
10/30	CLEVELAND	W	P	0	0	0	0.0	0	0	0	0	-	-	-	0
11/06	@ Washington	W	P	0	0	0	0.0	0	0	0	0	-	-	-	0
11/13	NEW YORK GIANTS	W	P	0	0	0	0.0	0	0	0	0	-	-	-	0
11/20	ARIZONA	W	P	0	0	0	0.0	0	0	0	0	-	-	-	0
11/24	@ Baltimore	L	P	0	0	0	0.0	0	0	0	0	-	-	-	0
12/04	ST. LOUIS	W	P	0	0	0	0.0	0	0	0	0	-	-	-	0
12/11	@ Arizona	L	P	0	0	0	0.0	0	0	0	0	-	-	-	0
12/18	PITTSBURGH	W	P	0	0	0	0.0	0	0	0	0	-	-	-	0
12/24	@ Seattle	W	P	0	0	0	0.0	0	0	0	0	-	-	-	0
01/01	@ St. Louis	W	P	0	0	0	0.0	0	0	0	0	-	-	-	0
TOTALS				13/0	0	0	0	0.0	0	0	0	0	0	0	0

POSTSEASON

01/14	@ New York Giants	W	P	0	0	0	0.0	0	0	0	0	-	-	-	0
01/22	@ Chicago	L	P	0	0	0	0.0	0	0	0	0	-	-	-	0
TOTALS				2/0	0	0	0	0.0	0	0	0	0	0	0	0

ADMIN & COACHES

COLIN JONES

ROOKIES

2012 IN REVIEW

RECORDS

TEAM HISTORY

REFERENCE

RYAN KALIL

CENTER • SOUTHERN CALIFORNIA

SEVENTH NFL SEASON
SEVENTH PANTHERS SEASON



PRO BOWLS: 3
2009, 2010, 2011

Ht: 6-2 Wt: 300 • Born: March 29, 1985 • NFL Games Played/Started: 71/68 [1/1] • Acquired: D2b-07



PRO CAREER

- Started the first five games at center for Carolina in 2012 before a foot injury ended his season.
- Made third consecutive Pro Bowl appearance and first as a starter, and earned second-team All-Pro honors after starting all 16 games for Carolina in 2011.
- Contributed to Panthers offense in 2011 that ranked seventh in the NFL and set team records with 6,237 net yards and 345 first downs...Part of unit that tied for fifth in the NFL in scoring with 406 points...Helped the Panthers rank third in the NFL in rushing with an average of 150.5 yards per game and exceed 100 yards rushing in a team-record 14 consecutive games.
- Started all 16 games for the second consecutive season in 2010...Named to his second Pro Bowl in 2010, joining tackle Jordan Gross and linebacker Jon Beason...First time in team history two Carolina offensive linemen played in Pro Bowl.
- Helped the Panthers generate more than 100 yards rushing in eight of the last nine games of 2010 with a season-high 212 yards vs. Atlanta (12/12/10).
- Named to first career Pro Bowl in 2009 after helping open running lanes for Jonathan Stewart and DeAngelo Williams to become the first set of teammates in NFL history to each rush for more than 1,100 yards in the same year.
- Played a key role in Carolina averaging 156.1 rushing yards per game and setting team records with 2,498 rushing yards, and 525 rushing attempts in 2009.
- One of three offensive linemen to start every contest in 2009, joining Travelle Wharton and Keydrick Vincent.
- Started 12 games at center for Carolina in 2008, helping the club set new franchise mark for fewest sacks allowed (20) in a single season.
- Made the first start of his career at center in the 2007 season finale at Tampa Bay (12/30/07) and helped Carolina rush for 180 yards and two touchdowns.
- Started at right guard in his first career NFL game at St. Louis (9/9/07).

TRANSACTIONS: Placed on injured reserve with an injured left foot by Carolina (10/11/12)...Signed to contract extension by Carolina (8/20/11)...Designated as franchise player by Carolina (2/22/11)...Selected by Carolina in the second round (59th overall) of the 2007 NFL Draft (4/28/07).

GP/GS: Career (71/68) [1/1]; 2012 (5/5); 2011 (16/16); 2010 (16/16); 2009 (16/16); 2008 (12/12) [1/1]; 2007 (6/3).

2012: Started the first five games at center for Carolina...Suffered a Lisfranc injury to left foot versus Seattle (10/7) and was placed on injured reserve (10/11).

COLLEGE: Played in 45 games with 39 starts for Southern Cal...All-America second-team selection by The Associated Press, Walter Camp and *The Sporting News*...Added unanimous All-Pac-10 Conference first-team honors and won the Morris Trophy, given to the league's top offensive lineman, as voted by the Pac-10's defensive lineman...Finalist for the Rimington Trophy, awarded to the nation's top center...Named USC's Most Inspirational Player and was co-recipient of the team's Offensive Lineman of the Year Award...Started every game at center and did not allow a quarterback sack or pressure.

PERSONAL: Attended Servite HS in Corona, Calif...Majored in sociology at Southern Cal...Brother, Matt plays tackle for the Minnesota Vikings after being selected by the team with the fourth overall pick in the 2012 NFL Draft...Father, Frank, played center at Arkansas and Arizona before being drafted by the Buffalo Bills in 1982 and playing for the United States Football League's Arizona Wranglers in 1983 and Houston Gamblers in 1984.

FRANK KEARSE

DEFENSIVE TACKLE • ALABAMA A&M

THIRD NFL SEASON
THIRD PANTHERS SEASON



Ht: 6-5 Wt: 310 • Born: October 28, 1988 • NFL Games Played/Started: 14/8 • Acquired: FA-11

PRO CAREER

- Played in eight games with four starts in 2012 for Carolina unit that ranked 10th in the NFL in total defense and ninth in sacks per pass play.
- Collected first career solo sack vs. Atlanta (12/9/12), dropping Falcons quarterback Matt Ryan for an eight-yard loss.
- Played in six games with four starts at nose tackle for Carolina in 2011 after being signed as a free agent from Miami's practice squad (9/20/11).
- Made first NFL start vs. Atlanta (12/11/11).
- Earned first NFL sack vs. Tampa Bay (12/24/11), teaming with defensive tackle Jason Shirley to take down Buccaneers quarterback Josh Freeman.

TRANSACTIONS: Signed as a free agent from practice squad by Carolina (11/28/12)...Signed to practice squad by Carolina (10/30/12)...Waived by Carolina (10/26/12)...Signed as a free agent from Miami's practice squad by Carolina (9/20/11)...Signed to practice squad by Miami (9/6/11)...Waived by Miami (9/4/11)...Selected in the seventh round (231st overall) of the 2011 NFL Draft by Miami (4/30/11).

GP/GS: Career (14/8); 2012 (8/4); 2011 (6/4).

2012: Played in eight games with four starts and was inactive for three games in two stints on Carolina's roster in addition to spending four games on the practice squad...Recorded eight tackles and one sack...Contributed to unit that ranked 10th in the NFL in total defense and ninth in sacks per pass play...Made the opening day roster and played in three of the first six games before being waived (10/26) and signed to the Panthers' practice squad (10/30)...Promoted to the active roster (11/28) and started the last four games at nose tackle following a season-ending injury to Ron Edwards...**Vs. Atlanta (12/9):** Collected first career solo sack, dropping Falcons quarterback Matt Ryan for an eight-yard loss.

COLLEGE: Played in 44 games with 40 starts at Alabama A&M...Finished career with 129 tackles, 32 tackles for loss, six sacks, six quarterback pressures, three forced fumbles, two fumble recoveries, two interceptions and four passes defended...Two-time second-team All-Southeastern Athletic Conference selection as a junior and senior (2009-10).

PERSONAL: Attended Savannah (Ga.) HS...Graduated with a degree in social work from Alabama A&M.

FRANK KEARSE CAREER STATISTICS

Year	Team	GP/GS	Tot	T	A	Sack	Yds	INT	Yds	Lg	TD	PD	FF	FR	Yds
2011	Carolina	6/4	11	9	2	0.5	2.5	0	0	0	0	1	0	0	0
2012	Carolina	8/4	8	6	2	1.0	8.0	0	0	0	0	0	0	0	0
Totals		14/8	19	15	4	1.5	10.5	0	0	0	0	1	0	0	0

SINGLE-GAME CAREER HIGHS

TACKLES 3 two times, last vs. Tampa Bay (12/24/11)
SACKS 1.0 vs. Atlanta (12/9/12)

ADMINISTRATION
& COACHES

FRANK
KEARSE

ROOKIES

2012 IN REVIEW

RECORDS

TEAM HISTORY

REFERENCE

FRANK KEARSE GAME-BY-GAME

2012 CAROLINA

Date	Opp	W/L	P/S	T	S	A	SACK	QBP	FR	FF	PD	INT	YDS	LG	TD
09/09	@ Tampa Bay	L	P	1	0	1	0.0	0	0	0	0	-	-	-	0
09/16	NEW ORLEANS	W							INACTIVE - ILLNESS						
09/20	NEW YORK GIANTS	L	P	0	0	0	0.0	0	0	0	0	-	-	-	0
09/30	@ Atlanta	L							INACTIVE						
10/07	SEATTLE	L	P	0	0	0	0.0	0	0	0	0	-	-	-	0
10/21	DALLAS	L							INACTIVE						
10/28	@ Chicago	L							not on roster						
11/04	@ Washington	W							practice squad						
11/11	DENVER	L							practice squad						
11/18	TAMPA BAY	L							practice squad						
11/26	@ Philadelphia	W							practice squad						
12/02	@ Kansas City	L	P	1	1	0	0.0	0	0	0	0	-	-	-	0
12/09	ATLANTA	W	S	2	1	1	1.0	0	0	0	0	-	-	-	0
12/16	@ San Diego	W	S	2	2	0	0.0	0	0	0	0	-	-	-	0
12/23	OAKLAND	W	S	0	0	0	0.0	0	0	0	0	-	-	-	0
12/30	@ New Orleans	W	S	1	1	0	0.0	0	0	0	0	-	-	-	0
TOTALS			8/4	8	6	2	1.0	0	0	0	0	0	0	0	0

2011 CAROLINA

Date	Opp	W/L	P/S	T	S	A	SACK	QBP	FR	FF	PD	INT	YDS	LG	TD
09/25	JACKSONVILLE	W							INACTIVE						
10/02	@ Chicago	L							INACTIVE						
10/09	NEW ORLEANS	L							INACTIVE						
10/16	@ Atlanta	L	P	0	0	0	0.0	0	0	0	0	-	-	-	0
10/23	WASHINGTON	W							INACTIVE						
10/30	MINNESOTA	L							INACTIVE						
11/13	TENNESSEE	L							INACTIVE						
11/20	@ Detroit	L							INACTIVE						
11/27	@ Indianapolis	W							INACTIVE						
12/04	@ Tampa Bay	W	P	2	2	0	0.0	0	0	0	0	-	-	-	0
12/11	ATLANTA	L	S	1	1	0	0.0	0	0	0	0	-	-	-	0
12/18	@ Houston	W	S	3	2	1	0.0	0	0	0	0	-	-	-	0
12/24	TAMPA BAY	W	S	3	3	0	0.5	0	0	0	0	-	-	-	0
01/01	@ New Orleans	L	S	2	1	1	0.0	0	0	0	1	-	-	-	0
TOTALS			6/4	11	9	2	0.5	0	0	0	1	0	0	0	0

LUKE KUECHLY

LINEBACKER • BOSTON COLLEGE

SECOND NFL SEASON
SECOND PANTHERS SEASON



Ht: 6-3 Wt: 235 • Born: April 20, 1991 • NFL Games Played/Started: 16/16 • Acquired: D1-12

PRO CAREER

- **TEAM RECORD:** Set Panthers record with 205 tackles in 2012, breaking the previous mark of 174 set by James Anderson in 2011.
- Named 2012 Associated Press Defensive Rookie of the Year after becoming first rookie since Patrick Willis in 2007 to lead the NFL in tackles.
- Named NFL Defensive Rookie of the Month for December 2012... Totaled 74 tackles, one sack, one interception and two passes defended as Panthers went 4-1 during month.
- Earned NFC Defensive Player of the Week vs. Atlanta (12/9/12)... Posted career-high 19 tackles.
- Notched first career interception vs. Seattle (10/7/12), snagging a pass by quarterback Russell Wilson.
- Victimized Chiefs quarterback Brady Quinn for first career sack at Kansas City (12/2/12).

TRANSACTIONS: Selected in the first round (9th overall) of the NFL Draft by Carolina (4/26/12).

GP/GS: Career (16/16); 2012 (16/16).

2012: Started 16 games, the first four games at weakside linebacker before moving to middle linebacker for the last 12 following a season-ending injury to Jon Beason... Led the NFL with 164 tackles (based on press box statistics), becoming the first rookie since Patrick Willis of the San Francisco 49ers in 2007 to top the League in tackles... Set a team record with 205 tackles (based on coaches' film review), breaking the previous mark of 174 by James Anderson in 2011... Set a team record for tackles by a rookie, surpassing the previous mark of 160 by Jon Beason in 2007... Produced 10 or more tackles in a game 12 times and led or tied for the team high in tackles 10 times... Finished first on the team with three fumble recoveries and tied for first with two interceptions to go along with one sack and five passes defended... After shift to middle linebacker in Week 5, keyed defensive improvement from 24th in the League to 10th at the end of the season... In 12 games at middle linebacker, played all 769 defensive snaps and averaged 14.4 tackles per game, helping the Panthers rank sixth in total defense, eighth rushing defense and 11th in passing defense over that period...

HONORS: AP Defensive Rookie of the Year... *Pro Football Weekly*/PFWA Defensive Rookie of the Year... *Pro Football Weekly*/PFWA All-Rookie... **ROOKIE OF THE MONTH:** Named NFL Defensive Rookie of the Month for December... Totaled 74 tackles, one sack, one interception and two passes defended as Panthers went 4-1 during month... Gathered 15 or more tackles in four games... Contributed to defense that held two opponents to less than 200 total net yards...

PLAYER OF THE WEEK: Earned NFC Defensive Player of the Week for performance in Week 14 versus Atlanta (12/9)... Posted 19 tackles in Panthers' 30-20 win... Part of defensive effort that limited Falcons to 35 rushing yards as Carolina became just the second team in 2012 to hold Atlanta to 20 points or less... **GAME HIGHLIGHTS — At Tampa Bay (9/9):** Joined fellow rookies Josh Norman and Amini Silatolu as opening day starters... **Vs. Seattle (10/7):** Made first start at middle linebacker... Notched first career interception, snagging a pass by Seahawks quarterback Russell Wilson out of midair that had bounced off the hands of running back Marshawn Lynch... **Vs. Dallas (10/21):** Compiled 18 tackles, equaling the third-most in team history... Fell on a fumble by Cowboys wide receiver Miles Austin... Takeaway led to a touchdown... **Vs. Tampa Bay (11/18):** Ended a Buccaneers' scoring threat with a recovery of a fumble by running back Doug Martin in the end zone for a touchback... Panthers converted takeaway into a touchdown... **At Philadelphia (11/26):** Recovered a fumble by Eagles running back Bryce Brown... **At Kansas City (12/2):** Victimized Chiefs quarterback Brady Quinn for first career sack, dropping him for a four-yard loss... **Vs. Atlanta (12/9):** Established a career high with 19 tackles, the second-highest single-game total in team history... **Vs. Oakland (12/23):** Intercepted a pass by Raiders quarterback Matt Leinart and returned it 25 yards to set up a touchdown.

COLLEGE: Played in 38 games with 37 starts at Boston College... Finished career with an Atlantic Coast Conference (ACC) and school-record 532 tackles... Tackle total ranks second in NCAA history... Averaged an NCAA record 14.0 tackles per game... Only player to ever lead the nation in tackles more than once and first player to lead the ACC in tackles three times... As a junior in 2011, earned Bronko Nagurski Award as the nation's top defensive player, Butkus Award as the nation's most outstanding linebacker and Rotary Lombardi Award as the nation's best lineman or linebacker... First-team All-American... ACC Defensive Player of the Year... First-team All-ACC selection... Led the nation with a conference record 191 tackles, averaging a Football Bowl Subdivision record 15.9 tackles per game... As a sophomore in 2010, named first-team All-American... First-team All-ACC choice... Ranked first in the nation with 183 tackles... First-team Freshman All-American in 2009... ACC Defensive Rookie of the Year... First-team All-ACC selection... Finished second in the nation with 158 tackles.

PERSONAL: Attended St. Xavier HS in Cincinnati, Ohio... Majored in marketing at Boston College... Last name is pronounced KEEK-lee.

ADMIN
&
COACHES

LUKE
KUECHLY

ROOKIES

2012 IN REVIEW

RECORDS

TEAM HISTORY

REFERENCE

LUKE KUECHLY CAREER STATISTICS

Year	Team	GP/GS	Tot	T	A	Sack	Yds	INT	Yds	Lg	TD	PD	FF	FR	Yds
2012	Carolina	16/16	205	135	70	1.0	4.0	2	22	25	0	5	0	3	9
Totals		16/16	205	135	70	1.0	4.0	2	22	25	0	5	0	3	9

SINGLE-GAME CAREER HIGHS

TACKLES	19	vs. Atlanta (12/9/12)
SACKS	1.0	at Kansas City (12/2/12)
INTERCEPTIONS	1	two times, last vs. Oakland (12/23/12)
PASSES DEFENSED	1	five times, last at New Orleans (12/30/12)
FUMBLE RECOVERIES	1	three times, last at Philadelphia (11/26/12)

LUKE KUECHLY GAME-BY-GAME

2012 CAROLINA

Date	Opp	W/L	P/S	T	S	A	SACK	QBP	FR	FF	PD	INT	YDS	LG	TD	
09/09	@ Tampa Bay	L	S	7	5	2	0.0	0	0	0	0	-	-	-	0	
09/16	NEW ORLEANS	W	S	7	1	6	0.0	0	0	0	0	-	-	-	0	
09/20	NEW YORK GIANTS	L	S	12	7	5	0.0	0	0	0	1	-	-	-	0	
09/30	@ Atlanta	L	S	6	6	0	0.0	0	0	0	1	-	-	-	0	
10/07	SEATTLE	L	S	16	9	7	0.0	0	0	0	0	1	-3	-3	0	
10/21	DALLAS	L	S	18	12	6	0.0	0	1	0	0	-	-	-	0	
10/28	@ Chicago	L	S	12	11	1	0.0	0	0	0	0	-	-	-	0	
11/04	@ Washington	W	S	15	9	6	0.0	0	0	0	0	-	-	-	0	
11/11	DENVER	L	S	15	7	8	0.0	0	0	0	1	-	-	-	0	
11/18	TAMPA BAY	L	S	12	9	3	0.0	0	1	0	0	-	-	-	0	
11/26	@ Philadelphia	W	S	11	7	4	0.0	0	1	0	0	-	-	-	0	
12/02	@ Kansas City	L	S	16	10	6	1.0	0	0	0	0	-	-	-	0	
12/09	ATLANTA	W	S	19	16	3	0.0	0	0	0	0	-	-	-	0	
12/16	@ San Diego	W	S	8	5	3	0.0	0	0	0	0	-	-	-	0	
12/23	OAKLAND	W	S	15	10	5	0.0	0	0	0	1	1	25	25	0	
12/30	@ New Orleans	W	S	16	11	5	0.0	0	0	0	1	-	-	-	0	
TOTALS				16/16	205	135	70	1.0	0	3	0	5	2	22	25	0

PANTHERS JUST FOURTH TEAM WITH BACK-TO-BACK ROOKIES OF THE YEAR

In 2012, linebacker Luke Kuechly was named Associated Press NFL Defensive Rookie of the Year after leading the NFL in tackles. With Kuechly and quarterback Cam Newton (2011 NFL Offensive Rookie of the Year), the Panthers became just the fourth team to have back-to-back offensive or defensive rookies of the year since the Associated Press started giving the awards in 1967.



BRANDON LaFELL

WIDE RECEIVER • LOUISIANA STATE

FOURTH NFL SEASON
FOURTH PANTHERS SEASON



Ht: 6-2 Wt: 210 • Born: November 4, 1986 • NFL Games Played/Started: 44/20 • Acquired: D3a-10

PRO CAREER

- **TEAM RECORDS:** Ranks first in Panthers history with an average of 14.90 yards per catch (minimum 100 catches)...Holds Panthers team record for longest catch with a 91-yard touchdown from Cam Newton vs. Tampa Bay (12/24/11).
- Posted career highs of 44 receptions, 677 receiving yards and four touchdowns with Carolina in 2012...Contributed to offense that produced 5,771 total net yards and 328 first downs, the second-highest totals in team history.
- Posted 613 yards on 36 receptions with three touchdowns in 2011.
- Recorded first career 100-yard receiving game vs. Tampa Bay (12/24/11) with 103 yards on three receptions.
- Appeared in 14 games with two starts as a rookie in 2010...Tallied 38 receptions for 468 yards and one touchdown...Ranked fourth in receptions and sixth in receiving yards among NFL rookies.
- Became the ninth rookie to start opening day for the Panthers since 2002 at New York Giants (9/12/10)...Posted his first career reception for eight yards in the second quarter.

TRANSACTIONS: Selected by Carolina in the third round (78th overall) of the 2010 NFL Draft (4/23/10).

GP/GS: Career (44/20); 2012 (14/12); 2011 (16/6); 2010 (14/2).

2012: Played in 14 games with 12 starts for Carolina...

Posted career highs of 44 receptions, 677 receiving yards and four touchdowns...Averaged 15.4 yards per catch...Had 13 receptions of 20 yards or more...Ranks first in team history with an average of 14.90 yards per catch...Rushed for 35 yards on three attempts...Contributed to offense that produced 5,771 total net yards and 328 first downs, the second-highest totals in team history...Inactive with a concussion at Washington (11/4) and with a toe injury versus Atlanta (12/9)...**At Tampa Bay (9/9):** Snagged a 22-yard touchdown...**Vs. New Orleans (9/16):** Equaled single-game career high with a team-leading six receptions for 90 yards...Gained 25 yards on an end around...**Vs. Dallas (10/21):** Made a five-yard touchdown grab...**Vs. Tampa Bay (11/18):** Hauled in a 29-yard touchdown...**At Philadelphia (11/26):** Produced a touchdown catch for the second consecutive game on a 43-yard reception.

COLLEGE: Posted 175 career receptions for 2,517 yards and 25 touchdowns at LSU...Ranks second in school history in receiving touchdowns (25), third in receptions (175), and fifth in receiving yards (2,517)...Led LSU in receiving yards for three years from 2007 to 2009...First Team All-SEC in 2008 and a second-team pick in 2009...Ended his career by catching at least one pass in 41 straight games, a streak that dated back to the Sugar Bowl win over Notre Dame to end the 2006 season...Red-shirted as true freshman.

PERSONAL: Attended Lamar HS in Houston, Texas...Majoring in general studies at Louisiana State.

BRANDON LaFELL CAREER STATISTICS

RECEIVING

Year	Team	GP	GS	No	Yds	Avg	Lg	TD
2010	Carolina	14	2	38	468	12.3	44	1
2011	Carolina	16	6	36	613	17.0	91t	3
2012	Carolina	14	12	44	677	15.4	62	4
Totals		44	20	118	1,758	14.9	91t	8

ADDITIONAL STATISTICS

RUSHING: 2010 (1 att-60 yds); 2012 (3 att-35yds).

SINGLE-GAME CAREER HIGHS

RECEPTIONS	6	three times, last vs. New Orleans (9/16/12)
RECEIVING YARDS	103	vs. Tampa Bay (12/24/11)
LONG RECEPTION	91t	vs. Tampa Bay (12/24/11)
RECEIVING TDS	1	eight times, last at Philadelphia (11/26/12)

ADMINISTRATION
& COACHES

BRANDON
LaFELL

ROOKIES

2012 IN REVIEW

RECORDS

TEAM HISTORY

REFERENCE

BRANDON LaFELL GAME-BY-GAME

2012 CAROLINA

Date	Opp	W/L	P/S	Rec	Yds	Avg	Long	TD
09/09	@ Tampa Bay	L	S	3	65	21.7	24	1
09/16	NEW ORLEANS	W	S	6	90	15.0	27	0
09/20	NEW YORK GIANTS	L	P	1	27	27.0	27	0
09/30	@ Atlanta	L	S	0	0	0.0	0	0
10/07	SEATTLE	L	S	3	44	14.7	21	0
10/21	DALLAS	L	S	4	53	13.3	32	1
10/28	@ Chicago	L	S	3	88	29.3	62	0
11/04	@ Washington	W		INACTIVE - HEAD				
11/11	DENVER	L	S	4	29	7.3	21	0
11/18	TAMPA BAY	L	S	5	93	18.6	29t	1
11/26	@ Philadelphia	W	S	3	74	24.7	43t	1
12/02	@ Kansas City	L	S	2	14	7.0	10	0
12/09	ATLANTA	W		INACTIVE - TOE				
12/16	@ San Diego	W	P	0	0	0.0	0	0
12/23	OAKLAND	W	S	5	38	7.6	14	0
12/30	@ New Orleans	W	S	5	62	12.4	19	0
TOTALS			14/12	44	677	15.4	62	4

2011 CAROLINA

Date	Opp	W/L	P/S	Rec	Yds	Avg	Long	TD
09/11	@ Arizona	L	P	4	70	17.5	27	0
09/18	GREEN BAY	L	P	4	49	12.3	32	1
09/25	JACKSONVILLE	W	P	0	0	0.0	0	0
10/02	@ Chicago	L	P	4	42	10.5	21	0
10/09	NEW ORLEANS	L	P	1	20	20.0	20	0
10/16	@ Atlanta	L	P	1	12	12.0	12	0
10/23	WASHINGTON	W	P	2	39	19.5	37	1
10/30	MINNESOTA	L	P	1	44	44.0	44	0
11/13	TENNESSEE	L	P	1	18	18.0	18	0
11/20	@ Detroit	L	P	3	51	17.0	22	0
11/27	@ Indianapolis	W	S	5	46	9.2	23	0
12/04	@ Tampa Bay	W	S	3	64	21.3	31	0
12/11	ATLANTA	L	S	2	28	14.0	17	0
12/18	@ Houston	W	S	0	0	0.0	0	0
12/24	TAMPA BAY	W	S	3	103	34.3	91t	1
01/01	@ New Orleans	L	S	2	27	13.5	14	0
TOTALS			16/6	36	613	17.0	91t	3

2010 CAROLINA

Date	Opp	W/L	P/S	Rec	Yds	Avg	Long	TD
09/12	@ New York Giants	L	S	2	22	11.0	14	0
09/19	TAMPA BAY	L		INACTIVE - HAMSTRING				
09/26	CINCINNATI	L	P	1	44	44.0	44	0
10/03	@ New Orleans	L	P	1	1	1.0	1	0
10/10	CHICAGO	L	S	1	16	16.0	16	0
10/24	SAN FRANCISCO	W	P	6	91	15.2	35	0
10/31	@ St. Louis	L	P	4	40	10.0	17	1
11/07	NEW ORLEANS	L	P	2	14	7.0	11	0
11/14	@ Tampa Bay	L	P	3	36	12.0	15	0
11/21	BALTIMORE	L		INACTIVE - CONCUSSION				
11/28	@ Cleveland	L	P	2	37	18.5	28	0
12/05	@ Seattle	L	P	3	33	11.0	14	0
12/12	ATLANTA	L	P	6	38	6.3	17	0
12/19	ARIZONA	W	P	3	33	11.0	17	0
12/23	@ Pittsburgh	L	P	0	0	0.0	0	0
01/02	@ Atlanta	L	P	4	63	15.8	28	0
TOTALS			14/2	38	468	12.3	44	1

NEWTON-TO-LAFELL IN THE RECORD BOOKS

With a 91-yard touchdown reception vs. Tampa Bay (12/24/11), wide receiver Brandon LaFell established the Panthers team record for the longest offensive play. The 91-yard throw and catch from quarterback Cam Newton, bettered the previous team record – an 89-yard touchdown reception by Willie Green from Kerry Collins vs. Atlanta (12/17/95).

LONGEST OFFENSIVE PLAYS IN PANTHERS HISTORY

Yards Play

- 91t Brandon LaFell pass from Cam Newton, vs. Tampa Bay (12/24/11)
- 89t Willie Green pass from Kerry Collins, vs. Atlanta (12/17/95)
- 88t David Gettis pass from Brian St. Pierre, vs. Baltimore (11/21/10)
- Patrick Jeffers pass from Steve Beuerlein, at Pittsburgh (12/26/99)



MIKE MITCHELL

SAFETY • OHIO

FIFTH NFL SEASON
FIRST PANTHERS SEASON



21

Ht: 6-0 Wt: 210 • Born: June 10, 1987 • NFL Games Played/Started: 61/9 • Acquired: UFA-13 (OAK)

PRO CAREER

- Played in 16 games with two starts for Oakland in 2012...Produced 47 tackles, one sack and one pass defended...Finished third on the team with eight special teams tackles.

- Played in 13 games with four starts for Oakland in 2011...Recorded 31 tackles, one sack, one interception and five passes defended...Added three special teams tackles.

- Played in 16 games with three starts for Oakland in 2010...Compiled 51 tackles, one interception, five passes defended, one forced fumble and one fumble recovery...Logged five special teams tackles.

- Victimized Jaguars quarterback David Garrard for first career interception at Jacksonville (12/12/10).

- Played in 16 games as a rookie in 2009...Notched 16 tackles, 1.5 sacks and one fumble recovery...Contributed three tackles on special teams.

- Gathered first career sack vs. Washington (12/13/09), dropping quarterback Jason Campbell for a 13-yard loss.

TRANSACTIONS: Signed as an unrestricted free agent by Carolina (3/21/13)...Selected in the second round (47th overall) of the NFL Draft by Oakland (4/25/09).

GP/GS: Career (61/9); 2012 (16/2); 2011 (13/4); 2010 (16/3); 2009 (16/0).

2012: Played in 16 games with two starts for Oakland...Produced 47 tackles, one sack and one pass defended...Finished third on the team with eight special teams tackles...Started at strong safety versus New Orleans (11/18) and at San Diego (12/30) in place of an injured Tyvon Branch...**Vs. New Orleans (11/18):** Collected a career-high 13 tackles...**Vs. Denver (12/6):** Brought down Broncos quarterback Peyton Manning for a six-yard sack.

COLLEGE: Played in 45 games with 30 starts at Ohio...Totalled 212 tackles, three sacks, seven interceptions, 13 passes defended, five forced fumbles and four fumble recoveries...As a senior in 2008, led the Bobcats with three interceptions and tied for second with five passes defended...As a junior in 2007, finished third on the team with 74 tackles in addition to recording 1.5 sacks...Shared the team lead with two interceptions...As a sophomore in 2006, registered 55 tackles, one sack, two interceptions, two passes defended and one forced fumble...Notched 21 tackles, two passes defended and one forced fumble as a freshman in 2005.

PERSONAL: Attended Highlands HS in Fort Thomas, Ky...Majored in political science at Ohio.

MIKE MITCHELL CAREER STATISTICS

Year	Team	GP/GS	Tot	T	A	Sack	Yds	INT	Yds	Lg	TD	PD	FF	FR	Yds
2009	Oakland	16/0	16	11	5	1.5	16.5	0	0	0	0	0	0	0	0
2010	Oakland	16/3	51	41	10	0.0	0.0	1	0	0	0	5	1	2	12
2011	Oakland	13/4	31	22	9	1.0	1.0	1	0	0	0	5	0	0	0
2012	Oakland	16/2	47	26	21	1.0	6.0	0	0	0	0	1	0	0	0
Totals		61/9	145	100	45	3.5	22.5	2	0	0	0	11	1	2	12

SINGLE-GAME CAREER HIGHS

TACKLES	13	vs. New Orleans (11/18/12)
SACKS	1.0	three times, last vs. Denver (12/6/12)
INTERCEPTIONS	1	two times, last at Green Bay (12/11/11)
PASSES DEFENSED	1	11 times, last vs. Jacksonville (10/21/12)
FUMBLE RECOVERIES	1	two times, last vs. Indianapolis (12/26/10)

ADMIN & COACHES

MIKE MITCHELL

ROOKIES

2012 IN REVIEW

RECORDS

TEAM HISTORY

REFERENCE

MIKE MITCHELL GAME-BY-GAME

2012 OAKLAND

Date	Opp	W/L	P/S	T	S	A	SACK	QBP	FR	FF	PD	INT	YDS	LG	TD
09/10	SAN DIEGO	L	P	0	0	0	0.0	-	0	0	0	-	-	-	0
09/16	@ Miami	L	P	0	0	0	0.0	-	0	0	0	-	-	-	0
09/23	PITTSBURGH	W	P	1	1	0	0.0	-	0	0	0	-	-	-	0
09/30	@ Denver	L	P	0	0	0	0.0	-	0	0	0	-	-	-	0
10/14	@ Atlanta	L	P	4	0	4	0.0	-	0	0	0	-	-	-	0
10/21	JACKSONVILLE	W	P	0	0	0	0.0	-	0	0	1	-	-	-	0
10/28	@ Kansas City	W	P	3	2	1	0.0	-	0	0	0	-	-	-	0
11/04	TAMPA BAY	L	P	1	0	1	0.0	-	0	0	0	-	-	-	0
11/11	@ Baltimore	L	P	0	0	0	0.0	-	0	0	0	-	-	-	0
11/18	NEW ORLEANS	L	S	13	7	6	0.0	-	0	0	0	-	-	-	0
11/25	@ Cincinnati	L	P	0	0	0	0.0	-	0	0	0	-	-	-	0
12/02	CLEVELAND	L	P	5	2	3	0.0	-	0	0	0	-	-	-	0
12/06	DENVER	L	P	7	6	1	1.0	-	0	0	0	-	-	-	0
12/16	KANSAS CITY	W	P	1	1	0	0.0	-	0	0	0	-	-	-	0
12/23	@ Carolina	L	P	5	4	1	0.0	-	0	0	0	-	-	-	0
12/30	@ San Diego	L	S	7	3	4	0.0	-	0	0	0	-	-	-	0
TOTALS			16/2	47	26	21	1.0	-	0	0	1	0	0	0	0

2011 OAKLAND

Date	Opp	W/L	P/S	T	S	A	SACK	QBP	FR	FF	PD	INT	YDS	LG	TD
09/12	@ Denver	W													
09/18	@ Buffalo	L													
09/25	NEW YORK JETS	W													
10/02	NEW ENGLAND	L	P	1	1	0	1.0	-	0	0	0	-	-	-	0
10/09	@ Houston	W	P	3	2	1	0.0	-	0	0	1	-	-	-	0
10/16	CLEVELAND	W	P	3	3	0	0.0	-	0	0	1	-	-	-	0
10/23	KANSAS CITY	L	P	5	0	5	0.0	-	0	0	0	-	-	-	0
11/06	DENVER	L	P	0	0	0	0.0	-	0	0	0	-	-	-	0
11/10	@ San Diego	W	P	4	3	1	0.0	-	0	0	1	-	-	-	0
11/20	@ Minnesota	W	P	1	1	0	0.0	-	0	0	0	-	-	-	0
11/27	CHICAGO	W	S	2	2	0	0.0	-	0	0	0	-	-	-	0
12/04	@ Miami	L	S	2	2	0	0.0	-	0	0	1	-	-	-	0
12/11	@ Green Bay	L	S	4	4	0	0.0	-	0	0	1	1	0	0	0
12/18	DETROIT	L	P	2	1	1	0.0	-	0	0	0	-	-	-	0
12/24	@ Kansas City	W	S	3	2	1	0.0	-	0	0	0	-	-	-	0
01/01	SAN DIEGO	L	P	1	1	0	0.0	-	0	0	0	-	-	-	0
TOTALS			13/4	31	22	9	1.0	-	0	0	5	1	0	0	0

ADMIN & COACHES

MIKE MITCHELL

ROOKIES

2012 IN REVIEW

RECORDS

TEAM HISTORY

REFERENCE

2010 OAKLAND

Date	Opp	W/L	P/S	T	S	A	SACK	QBP	FR	FF	PD	INT	YDS	LG	TD
09/12	@ Tennessee	L	P	1	0	1	0.0	-	0	0	0	-	-	-	0
09/19	ST. LOUIS	W	P	0	0	0	0.0	-	0	0	0	-	-	-	0
09/26	@ Arizona	L	S	2	1	1	0.0	-	0	0	0	-	-	-	0
10/03	HOUSTON	L	P	3	3	0	0.0	-	0	0	0	-	-	-	0
10/10	SAN DIEGO	W	P	3	3	0	0.0	-	1	0	1	-	-	-	0
10/17	@ San Francisco	L	P	4	2	2	0.0	-	0	0	0	-	-	-	0
10/24	@ Denver	W	S	5	4	1	0.0	-	0	1	1	-	-	-	0
10/31	SEATTLE	W	P	4	2	2	0.0	-	0	0	1	-	-	-	0
11/07	KANSAS CITY	W	P	7	6	1	0.0	-	0	0	1	-	-	-	0
11/21	@ Pittsburgh	L	P	4	3	1	0.0	-	0	0	0	-	-	-	0
11/28	MIAMI	L	P	4	4	0	0.0	-	0	0	0	-	-	-	0
12/05	@ San Diego	W	P	4	4	0	0.0	-	0	0	0	-	-	-	0
12/12	@ Jacksonville	L	P	2	2	0	0.0	-	0	0	1	1	0	0	0
12/19	DENVER	W	P	2	2	0	0.0	-	0	0	0	-	-	-	0
12/26	INDIANAPOLIS	L	S	6	5	1	0.0	-	1	0	0	-	-	-	0
01/02	@ Kansas City	W	P	0	0	0	0.0	-	0	0	0	-	-	-	0
TOTALS			16/3	51	41	10	0.0	-	2	1	5	1	0	0	0

2009 OAKLAND

Date	Opp	W/L	P/S	T	S	A	SACK	QBP	FR	FF	PD	INT	YDS	LG	TD
09/14	SAN DIEGO	L	P	1	1	0	0.0	-	0	0	0	-	-	-	0
09/20	@ Kansas City	W	P	0	0	0	0.0	-	0	0	0	-	-	-	0
09/27	DENVER	L	P	3	3	0	0.0	-	0	0	0	-	-	-	0
10/04	@ Houston	L	P	1	1	0	0.0	-	0	0	0	-	-	-	0
10/11	@ New York Giants	L	P	1	0	1	0.0	-	0	0	0	-	-	-	0
10/18	PHILADELPHIA	W	P	0	0	0	0.0	-	0	0	0	-	-	-	0
10/25	NEW YORK JETS	L	P	0	0	0	0.0	-	0	0	0	-	-	-	0
11/01	@ San Diego	L	P	1	1	0	0.0	-	0	0	0	-	-	-	0
11/15	KANSAS CITY	L	P	0	0	0	0.0	-	0	0	0	-	-	-	0
11/22	CINCINNATI	W	P	1	1	0	0.0	-	0	0	0	-	-	-	0
11/26	@ Dallas	L	P	0	0	0	0.0	-	0	0	0	-	-	-	0
12/06	@ Pittsburgh	W	P	2	0	2	0.0	-	0	0	0	-	-	-	0
12/13	WASHINGTON	L	P	1	1	0	1.0	-	0	0	0	-	-	-	0
12/20	@ Denver	W	P	1	1	0	0.0	-	0	0	0	-	-	-	0
12/27	@ Cleveland	L	P	3	2	1	0.0	-	0	0	0	-	-	-	0
01/03	BALTIMORE	L	P	1	0	1	0.5	-	0	0	0	-	-	-	0
TOTALS			16/0	16	11	5	1.5	-	0	0	0	0	0	0	0

D.J. MOORE

CORNERBACK • VANDERBILT

FIFTH NFL SEASON
FIRST PANTHERS SEASON



20

Ht: 5-9 Wt: 190 • Born: March 22, 1987 • NFL Games Played/Started: 45/3 [2/1] • Acquired: UFA-13 (CHI)

PRO CAREER

- Part of Chicago defensive unit in 2012 that ranked eighth in the NFL against the pass and had the second-highest percentage of passes intercepted.
- Gathered a career-high 10 tackles at Dallas (10/1/12)... Theft of pass by Cowboys quarterback Tony Romo resulted in a touchdown.
- Led Chicago with four interceptions in 2011, including one which was returned for a touchdown, and tied for second with eight passes defended... Key member of defense that tied for fifth in the NFL in takeaways and finished eighth in opponent passer rating.
- In 2010, contributed to Chicago defense that allowed the second-fewest passing touchdowns in the NFL, ranked third in opponent passer rating and tied for third in takeaways.
- Victimized Cowboys quarterback Tony Romo for first two career interceptions at Dallas (9/19/10).
- Played in three games as a rookie in 2009.

TRANSACTIONS: Signed as an unrestricted free agent by Carolina (3/20/13)... Selected in the fourth round (119th overall) of the NFL Draft by Chicago (4/26/09).

GP/GS: Career (45/3) [2/1]; 2012 (13/2); 2011 (13/1); 2010 (16/0) [2/1]; 2009 (3/0).

2012: Played in 13 games with two starts for Chicago... Recorded 29 tackles, two interceptions and six passes defended... Part of unit that ranked eighth in the NFL in pass defense and had the second-highest percentage of passes

intercepted... Accounted for two special teams tackles... Started versus St. Louis (9/23) and at Jacksonville (10/7) when the Bears opened in a nickel defense... Did not play versus Houston (11/11) and was inactive at San Francisco (11/19) and versus Seattle (12/2)... **At Dallas (10/1):** Gathered a career-high 11 tackles... Theft of pass by Cowboys quarterback Tony Romo resulted in a touchdown... **Vs. Detroit (10/22):** Thwarted Lions scoring threat late in fourth quarter with interception of quarterback Matthew Stafford at Bears three-yard line.

COLLEGE: Played in 37 games with 34 starts at Vanderbilt... Entered NFL following junior season... Saw action at cornerback, wide receiver, running back, quarterback, punt returner and kickoff returner... Totaled 178 tackles, two sacks, 13 interceptions, 19 passes defended, one forced fumble and four fumble recoveries... Caught seven passes for 143 yards and two touchdowns... Rushed 15 times for 154 yards... Returned 17 punts for 244 yards and 55 kickoffs for 1,256 yards... Second-team All-American and first-team All-Southeastern Conference (SEC) selection as a junior in 2008... Led the Commodores with six interceptions and seven passes defended... Second-team All-SEC choice as a sophomore in 2007... Tied for first in the conference with six interceptions... Named to All-SEC Freshman Team in 2006... Posted one interception, two passes defended and a team-leading three fumble recoveries.

PERSONAL: Attended Broome HS in Spartanburg, S.C.

D.J. MOORE CAREER STATISTICS

Year	Team	GP/GS	Tot	T	A	Sack	Yds	INT	Yds	Lg	TD	PD	FF	FR	Yds
2009	Chicago	3/0	0	0	0	0.0	0.0	0	0	0	0	0	0	0	0
2010	Chicago	16/0	44	29	15	1.0	9.0	4	95	54t	1	3	1	0	0
2011	Chicago	13/1	60	43	17	0.0	0.0	4	31	20t	1	8	0	0	0
2012	Chicago	13/2	29	26	3	0.0	0.0	2	2	2	0	6	0	0	0
Totals		45/3	133	98	35	1.0	9.0	10	128	54t	2	17	1	0	0

POSTSEASON

Year	Team	GP/GS	Tot	T	A	Sack	Yds	INT	Yds	Lg	TD	PD	FF	FR	Yds
2010	Chicago	2/1	10	10	0	0.0	0.0	0	0	0	0	0	0	0	0
Totals		2/1	10	10	0	0.0	0.0	0	0	0	0	0	0	0	0

ADDITIONAL STATISTICS

SPECIAL TEAMS TACKLES: 2009 (1); 2011 (5); 2012 (2).

ADMIN & COACHES

D.J. MOORE

ROOKIES

2012 IN REVIEW

RECORDS

TEAM HISTORY

REFERENCE

SINGLE-GAME CAREER HIGHS

TACKLES	11	at Dallas (10/1/12)
SACKS	1.0	at Detroit (12/5/10)
INTERCEPTIONS	2	at Dallas (9/19/10)
PASSES DEFENSED	2	two times, last vs. Indianapolis (9/9/12)
FORCED FUMBLES	1	at Green Bay (1/2/11)

D.J. MOORE GAME-BY-GAME

2012 CHICAGO

Date	Opp	W/L	P/S	T	S	A	SACK	QBP	FR	FF	PD	INT	YDS	LG	TD
09/09	INDIANAPOLIS	W	P	1	1	0	0.0	0	0	0	2	-	-	-	0
09/13	@ Green Bay	L	P	1	1	0	0.0	0	0	0	0	-	-	-	0
09/23	ST. LOUIS	W	S	4	4	0	0.0	1	0	0	0	-	-	-	0
10/01	@ Dallas	W	P	11	10	1	0.0	0	0	0	1	1	0	0	0
10/07	@ Jacksonville	W	S	4	3	1	0.0	1	0	0	1	-	-	-	0
10/22	DETROIT	W	P	0	0	0	0.0	0	0	0	0	1	2	2	0
10/28	CAROLINA	W	P	2	2	0	0.0	0	0	0	1	-	-	-	0
11/04	@ Tennessee	W	P	2	2	0	0.0	0	0	0	0	-	-	-	0
11/11	HOUSTON	L					DID NOT PLAY								
11/19	@ San Francisco	L					INACTIVE								
11/25	MINNESOTA	W	P	0	0	0	0.0	0	0	0	0	-	-	-	0
12/02	SEATTLE	L					INACTIVE								
12/09	@ Minnesota	L	P	0	0	0	0.0	0	0	0	0	-	-	-	0
12/16	GREEN BAY	L	P	4	3	1	0.0	0	0	0	1	-	-	-	0
12/23	@ Arizona	W	P	0	0	0	0.0	0	0	0	0	-	-	-	0
12/30	@ Detroit	W	P	0	0	0	0.0	0	0	0	0	-	-	-	0
TOTALS			13/2	29	26	3	0.0	2	0	0	6	2	2	2	0

2011 CHICAGO

Date	Opp	W/L	P/S	T	S	A	SACK	QBP	FR	FF	PD	INT	YDS	LG	TD
09/11	ATLANTA	W	P	5	3	2	0.0	1	0	0	1	-	-	-	0
09/18	@ New Orleans	L	P	3	1	2	0.0	0	0	0	1	-	-	-	0
09/25	GREEN BAY	L	P	7	6	1	0.0	1	0	0	0	-	-	-	0
10/02	CAROLINA	W	P	4	2	2	0.0	0	0	0	1	1	20	20t	1
10/10	@ Detroit	L	S	5	5	0	0.0	0	0	0	0	1	0	0	0
10/16	MINNESOTA	W	P	6	5	1	0.0	0	0	0	1	-	-	-	0
10/23	@ Tampa Bay	W	P	5	5	0	0.0	2	0	0	0	1	10	10	0
11/07	@ Philadelphia	W	P	4	4	0	0.0	0	0	0	1	-	-	-	0
11/13	DETROIT	W	P	5	3	2	0.0	0	0	0	1	-	-	-	0
11/20	SAN DIEGO	W					INACTIVE - ANKLE								
11/27	@ Oakland	L					INACTIVE - ANKLE								
12/04	KANSAS CITY	L					INACTIVE - ANKLE								
12/11	@ Denver	L	P	6	3	3	0.0	0	0	0	2	-	-	-	0
12/18	SEATTLE	L	P	3	3	0	0.0	0	0	0	0	-	-	-	0
12/25	@ Green Bay	L	P	4	1	3	0.0	0	0	0	0	-	-	-	0
01/01	@ Minnesota	W	P	3	2	1	0.0	0	0	0	0	1	1	1	0
TOTALS			13/1	60	43	17	0.0	4	0	0	8	4	31	20t	1

2010 CHICAGO

Date	Opp	W/L	P/S	T	S	A	SACK	QBP	FR	FF	PD	INT	YDS	LG	TD
09/12	DETROIT	W	P	1	1	0	0.0	0	0	0	0	-	-	-	0
09/19	@ Dallas	W	P	3	1	2	0.0	0	0	0	0	2	38	20	0
09/27	GREEN BAY	W	P	7	4	3	0.0	0	0	0	0	-	-	-	0
10/03	@ New York Giants	L	P	3	2	1	0.0	0	0	0	0	-	-	-	0
10/10	@ Carolina	W	P	2	1	1	0.0	0	0	0	0	-	-	-	0
10/17	SEATTLE	L	P	2	2	0	0.0	0	0	0	0	-	-	-	0
10/24	WASHINGTON	L	P	1	1	0	0.0	0	0	0	0	1	54	54t	1
11/07	@ Buffalo	W	P	5	5	0	0.0	0	0	0	1	-	-	-	0
11/14	MINNESOTA	W	P	2	1	1	0.0	0	0	0	0	1	3	3	0
11/18	@ Miami	W	P	1	1	0	0.0	0	0	0	0	-	-	-	0
11/28	PHILADELPHIA	W	P	6	5	1	0.0	0	0	0	0	-	-	-	0
12/05	@ Detroit	W	P	4	2	2	1.0	0	0	0	1	-	-	-	0
12/12	NEW ENGLAND	L	P	3	2	1	0.0	0	0	0	0	-	-	-	0
12/20	@ Minnesota	W	P	0	0	0	0.0	0	0	0	0	-	-	-	0
12/26	NEW YORK JETS	W	P	4	1	3	0.0	0	0	0	1	-	-	-	0
01/02	@ Green Bay	L	P	0	0	0	0.0	0	0	1	0	-	-	-	0
TOTALS			16/0	44	29	15	1.0	0	0	1	3	4	95	54t	1

POSTSEASON

01/16	SEATTLE	W	S	5	5	0	0.0	0	0	0	0	-	-	-	0
01/23	GREEN BAY	L	P	5	5	0	0.0	0	0	0	0	-	-	-	0
TOTALS			2/1	10	10	0	1.0	0	0	0	0	0	0	0	0

2009 CHICAGO

Date	Opp	W/L	P/S	T	S	A	SACK	QBP	FR	FF	PD	INT	YDS	LG	TD
09/13	@ Green Bay	L						INACTIVE							
09/20	PITTSBURGH	W						INACTIVE							
09/27	@ Seattle	W						INACTIVE							
10/04	DETROIT	W						INACTIVE							
10/18	@ Atlanta	L						INACTIVE							
10/25	@ Cincinnati	L						INACTIVE							
11/01	CLEVELAND	W						INACTIVE							
11/08	ARIZONA	L						INACTIVE							
11/12	@ San Francisco	L	P	0	0	0	0.0	0	0	0	0	-	-	-	0
11/22	PHILADELPHIA	L						INACTIVE							
11/29	@ Minnesota	L						INACTIVE							
12/06	ST. LOUIS	W						INACTIVE							
12/13	GREEN BAY	L						INACTIVE							
12/20	@ Baltimore	L						INACTIVE							
12/28	MINNESOTA	W	P	0	0	0	0.0	0	0	0	0	-	-	-	0
01/03	@ Detroit	W	P	0	0	0	0.0	0	0	0	0	-	-	-	0
TOTALS			3/0	0	0	0	0.0	0	0	0	0	0	0	0	0

ADMIN & COACHES

D.J. MOORE

ROOKIES

2012 IN REVIEW

RECORDS

TEAM HISTORY

REFERENCE

CAPTAIN MUNNERLYN

CORNERBACK • SOUTH CAROLINA

FIFTH NFL SEASON
FIFTH PANTHERS SEASON



Ht: 5-8 Wt: 195 • Born: April 10, 1988 • NFL Games Played/Started: 61/34 • Acquired: D7-09

PRO CAREER

• **AMONG PANTHERS ALL-TIME LEADERS:** Ranks second in franchise history with three interception returns for touchdowns behind Mike Minter with four...Tied team record in 2012 with two interception returns for touchdowns in a season, previously accomplished by Eric Davis in 1998 and Minter in 2003.

• Started 11 games for Carolina in 2012...Tied for the team lead with two interceptions...Produced a career-high 66 tackles...Contributed to unit that ranked 10th in the NFL in total defense.

• Started a career-high 14 games for Carolina in 2011, producing 55 tackles, two sacks and seven passes defended.

• Registered first career sack vs. New Orleans (10/9/11), dropping quarterback Drew Brees for a six-yard loss.

• Established career highs in 2010 with 16 games played, 10 passes defended and three interceptions, including one returned for a touchdown.

• Produced his first career interception vs. Cincinnati (9/26/10) off quarterback Carson Palmer and tallied his first career interception return for a touchdown with a 37-yard return at Cleveland (11/28/10) off quarterback Jake Delhomme.

• Carolina's primary nickel back in 2009, appearing in 15 contests with four starts collecting 43 tackles, one forced fumble, one fumble recovery and two passes defended...Served as primary punt returner, averaging nine yards on 31 returns.

TRANSACTIONS: Re-signed as an unrestricted free agent by Carolina (3/21/13)...Placed on injured reserve with an injured left hamstring by Carolina (12/23/11)...Selected

by Carolina in the seventh round (216th overall) of the 2009 NFL Draft (4/26/09).

GP/GS: Career (61/34); 2012 (16/11); 2011 (14/14); 2010 (16/5); 2009 (15/4).

2012: Played in 16 games with 11 starts for Carolina...Tied for the team lead with two interceptions...Tied team record with two interception returns for touchdowns in a season, previously accomplished by Eric Davis in 1998 and Mike Minter in 2003...Ranks second in franchise history with three interception returns for touchdowns behind Minter with four...Produced a career-high 66 tackles, six passes defended and two quarterback pressures...Contributed to unit that ranked 10th in the NFL in total defense...Started 11 of the last 12 games at left cornerback after Chris Gamble suffered a season-ending injury...Averaged 5.1 yards on a team-high 14 punt returns with a long of 20 yards and five fair catches...Returned one kickoff for 17 yards...Added two special teams tackles...**Vs. Seattle (10/7):** Intercepted a pass by Seahawks quarterback Russell Wilson and returned it 33 yards for a touchdown...**Vs. Denver (11/11):** Matched career high of seven tackles...**Vs. Tampa Bay (11/18):** Picked off a pass by Buccaneers quarterback Josh Freeman and returned it 74 yards for a touchdown...**At New Orleans (12/30):** Equalled career high of seven tackles.

COLLEGE: Played in 36 games with 28 starts at South Carolina...Entered NFL following junior season...Finished career with 127 tackles, two sacks, five interceptions, 19 passes defended, two forced fumbles and three fumble recoveries...Averaged 22.8 yards on 33 kickoff returns and 7.6 yards on 37 punt returns.

PERSONAL: Attended Murphy HS in Mobile, Ala...Majored in criminal justice at South Carolina.

CAPTAIN MUNNERLYN CAREER STATISTICS

Year	Team	GP/GS	Tot	T	A	Sack	Yds	INT	Yds	Lg	TD	PD	FF	FR	Yds
2009	Carolina	15/4	43	35	8	0.0	0.0	0	0	0	0	2	1	1	0
2010	Carolina	16/5	47	41	6	0.0	0.0	3	37	37t	1	10	1	0	0
2011	Carolina	14/14	55	36	19	2.0	7.0	0	0	0	0	7	1	1	0
2012	Carolina	16/11	66	51	15	0.0	0.0	2	107	74t	2	6	0	0	0
Totals		61/34	211	163	48	2.0	7.0	5	144	74t	3	25	3	2	0

ADMIN & COACHES

CAPTAIN MUNNERLYN

ROOKIES

2012 IN REVIEW

RECORDS

TEAM HISTORY

REFERENCE

KICKOFF RETURNS

Year	Team	No	Yds	Avg	Lg	TD
2009	Carolina	1	15	15.0	15	0
2010	Carolina	2	87	43.5	64	0
2012	Carolina	1	17	17.0	17	0
Totals		4	119	29.8	64	0

PUNT RETURNS

Year	Team	No	Yds	Avg	FC	Lg	TD
2009	Carolina	31	278	9.0	10	37	0
2010	Carolina	30	327	10.9	6	37	0
2012	Carolina	14	72	5.1	5	20	0
Totals		75	677	9.0	37	37	0

ADDITIONAL STATISTICS

SPECIAL TEAMS TACKLES: 2009 (4); 2011 (6); 2012 (2).

SINGLE-GAME CAREER HIGHS

TACKLES	7	five times, last at New Orleans (12/30/12)
SACKS	1.0	two times, last vs. Minnesota (10/30/11)
INTERCEPTIONS	1	five times, last vs. Tampa Bay (11/18/12)
LONG INT RETURN	74t	vs. Tampa Bay (11/18/12)
FORCED FUMBLES	1	three times, last vs. Minnesota (10/30/11)
FUMBLE RECOVERIES	1	two times, last vs. Minnesota (10/30/11)
KICKOFF RETURNS	1	four times, last vs. Seattle (10/7/12)
KICKOFF RETURN YARDS	64	vs. Baltimore (11/21/10)
LONG KICKOFF RETURN	64	vs. Baltimore (11/21/10)
PUNT RETURNS	5	vs. Buffalo (10/25/09)
PUNT RETURN YARDS	52	vs. Arizona (12/19/10)
LONG PUNT RETURN	37	two times, last at Tampa Bay (11/14/10)

CAPTAIN MUNNERLYN GAME-BY-GAME

2012 CAROLINA

Date	Opp	W/L	P/S	T	S	A	SACK	QBP	FR	FF	PD	INT	YDS	LG	TD			
09/09	@ Tampa Bay	L	P	2	2	0	0.0	0	0	0	2	-	-	-	0			
09/16	NEW ORLEANS	W	P	4	3	1	0.0	0	0	0	0	-	-	-	0			
09/20	NEW YORK GIANTS	L	P	2	2	0	0.0	0	0	0	1	-	-	-	0			
09/30	@ Atlanta	L	P	4	4	0	0.0	0	0	0	0	-	-	-	0			
10/07	SEATTLE	L	S	4	3	1	0.0	0	0	0	0	1	33	33t	1			
10/21	DALLAS	L	S	4	1	3	0.0	0	0	0	0	-	-	-	0			
10/28	@ Chicago	L	S	4	3	1	0.0	0	0	0	1	-	-	-	0			
11/04	@ Washington	W	S	6	3	3	0.0	1	0	0	0	-	-	-	0			
11/11	DENVER	L	S	7	4	3	0.0	0	0	0	0	-	-	-	0			
11/18	TAMPA BAY	L	S	3	2	1	0.0	0	0	0	0	1	74	74t	1			
11/26	@ Philadelphia	W	S	3	3	0	0.0	0	0	0	0	-	-	-	0			
12/02	@ Kansas City	L	S	3	3	0	0.0	0	0	0	0	-	-	-	0			
12/09	ATLANTA	W	S	5	5	0	0.0	1	0	0	0	-	-	-	0			
12/16	@ San Diego	W	S	3	2	1	0.0	0	0	0	0	-	-	-	0			
12/23	OAKLAND	W	P	5	4	1	0.0	0	0	0	0	-	-	-	0			
12/30	@ New Orleans	W	S	7	7	0	0.0	0	0	0	2	-	-	-	0			
TOTALS				16/11			66	51	15	0.0	2	0	0	6	2	107	74t	2

2011 CAROLINA

Date	Opp	W/L	P/S	T	S	A	SACK	QBP	FR	FF	PD	INT	YDS	LG	TD
09/11	@ Arizona	L	S	4	2	2	0.0	0	0	0	1	-	-	-	0
09/18	GREEN BAY	L	S	2	2	0	0.0	0	0	0	2	-	-	-	0
09/25	JACKSONVILLE	W	S	5	1	4	0.0	0	0	0	1	-	-	-	0
10/02	@ Chicago	L	S	5	4	1	0.0	0	0	0	1	-	-	-	0
10/09	NEW ORLEANS	L	S	4	4	0	1.0	0	0	0	1	-	-	-	0
10/16	@ Atlanta	L	S	3	3	0	0.0	0	0	0	0	-	-	-	0
10/23	WASHINGTON	W	S	5	4	1	0.0	0	0	0	1	-	-	-	0
10/30	MINNESOTA	L	S	5	3	2	1.0	0	1	1	0	-	-	-	0
11/13	TENNESSEE	L	S	2	1	1	0.0	0	0	0	0	-	-	-	0
11/20	@ Detroit	L	S	5	2	3	0.0	1	0	0	0	-	-	-	0
11/27	@ Indianapolis	W	S	3	2	1	0.0	0	0	0	0	-	-	-	0
12/04	@ Tampa Bay	W	S	5	4	1	0.0	0	0	0	0	-	-	-	0
12/11	ATLANTA	L	S	5	4	1	0.0	0	0	0	0	-	-	-	0
12/18	@ Houston	W	S	2	0	2	0.0	0	0	0	0	-	-	-	0
12/24	TAMPA BAY	W					INJURED RESERVE - HAMSTRING								
01/01	@ New Orleans	L					INJURED RESERVE - HAMSTRING								
TOTALS			14/14	55	36	19	2	1	1	1	7	0	0	0	0

2010 CAROLINA

Date	Opp	W/L	P/S	T	S	A	SACK	QBP	FR	FF	PD	INT	YDS	LG	TD
09/12	@ New York Giants	L	P	2	2	0	0.0	0	0	0	1	-	-	-	0
09/19	TAMPA BAY	L	P	2	2	0	0.0	0	0	0	0	-	-	-	0
09/26	CINCINNATI	L	P	1	0	1	0.0	0	0	0	0	1	2	2	0
10/03	@ New Orleans	L	P	3	2	1	0.0	0	0	0	1	-	-	-	0
10/10	CHICAGO	L	P	0	0	0	0.0	0	0	0	1	-	-	-	0
10/24	SAN FRANCISCO	W	P	1	0	1	0.0	0	0	0	1	-	-	-	0
10/31	@ St. Louis	L	P	3	3	0	0.0	0	0	0	0	-	-	-	0
11/07	NEW ORLEANS	L	P	1	1	0	0.0	0	0	0	1	-	-	-	0
11/14	@ Tampa Bay	L	P	2	2	0	0.0	0	0	0	0	-	-	-	0
11/21	BALTIMORE	L	P	1	0	1	0.0	0	0	0	0	-	-	-	0
11/28	@ Cleveland	L	S	7	6	1	0.0	0	0	0	0	1	37	37t	1
12/05	@ Seattle	L	S	4	4	0	0.0	0	0	0	2	1	-2	-2	0
12/12	ATLANTA	L	S	7	6	1	0.0	0	0	0	1	-	-	-	0
12/19	ARIZONA	W	S	7	7	0	0.0	0	0	0	1	-	-	-	0
12/23	@ Pittsburgh	L	P	3	3	0	0.0	0	0	1	0	-	-	-	0
01/02	@ Atlanta	L	S	3	3	0	0.0	0	0	0	1	-	-	-	0
TOTALS			16/5	47	41	6	0.0	0	0	1	10	3	37	37t	1

2009 CAROLINA

Date	Opp	W/L	P/S	T	S	A	SACK	QBP	FR	FF	PD	INT	YDS	LG	TD
09/13	PHILADELPHIA	L	P	4	3	1	0.0	0	0	0	0	-	-	-	0
09/20	@ Atlanta	L	P	5	4	1	0.0	0	0	0	1	-	-	-	0
09/28	@ Dallas	L	P	4	3	1	0.0	0	0	0	0	-	-	-	0
10/11	WASHINGTON	W	P	2	2	0	0.0	0	0	0	0	-	-	-	0
10/18	@ Tampa Bay	W	P	1	0	1	0.0	0	0	0	0	-	-	-	0
10/25	BUFFALO	L	S	3	1	2	0.0	0	0	0	0	-	-	-	0
11/01	@ Arizona	W	P	5	5	0	0.0	0	0	0	1	-	-	-	0
11/08	@ New Orleans	L	S	3	2	1	0.0	0	0	0	0	-	-	-	0
11/15	ATLANTA	W	P	3	3	0	0.0	0	0	0	0	-	-	-	0
11/19	MIAMI	L	P	0	0	0	0.0	0	0	0	0	-	-	-	0
11/29	@ NY Jets	L	P	0	0	0	0.0	0	0	0	0	-	-	-	0
12/06	TAMPA BAY	W	P				INACTIVE - CONCUSSION								
12/13	@ New England	L	S	4	3	1	0.0	0	1	0	0	-	-	-	0
12/20	MINNESOTA	W	S	4	4	0	0.0	0	0	0	0	-	-	-	0
12/27	@ New York Giants	W	P	4	4	0	0.0	0	0	1	0	-	-	-	0
01/03	NEW ORLEANS	W	P	1	1	0	0.0	0	0	0	0	-	-	-	0
TOTALS			15/4	43	35	8	0.0	0	1	1	2	0	0	0	0

HARUKI NAKAMURA

SAFETY • CINCINNATI

SIXTH NFL SEASON
SECOND PANTHERS SEASON



43

Ht: 5-10 Wt: 205 • Born: April 18, 1986 • NFL Games Played/Started: 69/13 [7/0] • Acquired: UFA-12 (BAL)

PRO CAREER

• Established career highs in 2012 with Carolina, tallying 13 starts, 52 tackles and two interceptions...Member of a defensive unit that ranked 10th in the NFL.

• Tallied nine special teams tackles for Baltimore during the 2011 regular season and led the team with four special teams stops in the postseason.

• Played in 16 games for Baltimore in 2010 and finished second on the team with 13 special teams tackles...Saw action on defense as a reserve safety behind Ed Reed...Played in two postseason games.

• Recorded first career postseason interception in AFC Wild Card Game at Kansas City (1/9/11), intercepting Chiefs quarterback Matt Cassel.

• Played in nine games for Baltimore in 2009 before being placed on injured reserve with a right ankle injury in November.

• Played in 16 games for Baltimore as a rookie in 2008...Produced 14 special teams tackles...Played in three postseason contests.

TRANSACTIONS: Placed on injured reserve with an injured groin by Carolina (12/11/12)...Signed as an unrestricted free agent by Carolina (3/16/12)...Placed on injured reserve with an injured right ankle by Baltimore (11/18/09)...Selected in the sixth round (206th overall) of the NFL Draft by Baltimore (4/27/08).

GP/GS: Career (69/13) [7/0]; 2012 (13/13); 2011 (15/0) [2/0]; 2010 (16/0) [2/0]; 2009 (9/0); 2008 (16/0) [3/0].

2012: Signed as an unrestricted free agent by Carolina (3/16)...Started a career-high 13 games at free safety...

Suffered a groin injury versus Atlanta (12/9) and was placed on injured reserve (12/11)...Tied for the team lead with two interceptions...Recorded a career-high 52 tackles, one quarterback pressure and two passes defended...Contributed to unit that ranked 10th in the NFL in total defense...Accounted for 10 special teams tackles...Rushed once for minus-four yards on a fake punt...**At Tampa Bay (9/9):** Made first career start and responded with five tackles...**At Atlanta (9/30):** Ended a Falcons scoring threat with a pick of quarterback Matt Ryan in the end zone...Established a single-game best with six tackles, later matched versus Seattle (10/7) and at Kansas City (12/2)...**Vs. Tampa Bay (11/18):** Secured an underthrown pass by Buccaneers quarterback Josh Freeman for an interception.

COLLEGE: Played in 44 games with 37 starts at Cincinnati...Totaled 240 tackles, 2.5 sacks, seven interceptions, 14 passes defended, four forced fumbles and one fumble recovery...Returned 31 punts for 206 yards...First-team All-Big East Conference selection as a senior in 2007...Led the Bearcats with 95 tackles to go along with four interceptions and a team-high three forced fumbles...As a junior in 2006, finished third on the team with 66 tackles in addition to posting one interception...In 2005 as a sophomore, ranked first on the team with 76 tackles and tied for the team lead with two interceptions...Played in seven games, appearing mostly on special teams, during freshman season in 2004.

PERSONAL: Attended St. Edward HS in Lakewood, Ohio...Majored in criminal justice at Cincinnati...Name is pronounced ha-ROO-key nah-kah-MURR-ah.

HARUKI NAKAMURA CAREER STATISTICS

Year	Team	GP/GS	Tot	T	A	Sack	Yds	INT	Yds	Lg	TD	PD	FF	FR	Yds
2008	Baltimore	16/0	3	2	1	0.0	0.0	0	0	0	0	1	0	0	0
2009	Baltimore	9/0	1	1	0	0.0	0.0	0	0	0	0	0	0	0	0
2010	Baltimore	16/0	16	12	4	0.0	0.0	0	0	0	0	1	0	0	0
2011	Baltimore	15/0	3	2	1	0.0	0.0	0	0	0	0	2	0	0	0
2012	Carolina	13/13	52	38	14	0.0	0.0	2	39	21	0	2	0	0	0
Totals		69/13	75	55	20	0.0	0.0	2	39	21	0	6	0	0	0

ADMIN & COACHES

HARUKI NAKAMURA

ROOKIES

2012 IN REVIEW

RECORDS

TEAM HISTORY

REFERENCE

POSTSEASON

Year	Team	GP/GS	Tot	T	A	Sack	Yds	INT	Yds	Lg	TD	PD	FF	FR	Yds
2008	Baltimore	3/0	4	3	1	0.5	5.0	0	0	0	0	0	0	0	0
2009	Baltimore		INJURED/RESERVE - ANKLE												
2010	Baltimore	2/0	2	2	0	1.0	3.0	1	3	3	0	1	0	0	0
2011	Baltimore	2/0	1	0	1	0.0	0.0	0	0	0	0	0	0	0	0
Totals		7/0	7	5	2	1.5	8.0	1	3	3	0	1	0	0	0

ADDITIONAL STATISTICS

SPECIAL TEAMS TACKLES: 2008 (14); 2008 Postseason (3); 2009 (7); 2010 (13); 2010 Postseason (1); 2011 (9); 2011 Postseason (4); 2012 (10).

RUSHING: 2012 (1 att - -4 yds).

SINGLE-GAME CAREER HIGHS

TACKLES 6 three times, last at Kansas City (12/2/12)

INTERCEPTIONS 1 two times, last vs. Tampa Bay (11/18/12)

PASSES DEFENSED 1 two times, last vs. Tampa Bay (11/18/12)

HARUKI NAKAMURA GAME-BY-GAME

2012 CAROLINA

Date	Opp	W/L	P/S	T	S	A	SACK	QBP	FR	FF	PD	INT	YDS	LG	TD	
09/09	@ Tampa Bay	L	S	5	2	3	0.0	0	0	0	0	-	-	-	0	
09/16	NEW ORLEANS	W	S	5	5	0	0.0	1	0	0	0	-	-	-	0	
09/20	NEW YORK GIANTS	L	S	4	4	0	0.0	0	0	0	0	-	-	-	0	
09/30	@ Atlanta	L	S	6	5	1	0.0	0	0	0	1	1	21	21	0	
10/07	SEATTLE	L	S	6	4	2	0.0	0	0	0	0	-	-	-	0	
10/21	DALLAS	L	S	4	2	2	0.0	0	0	0	0	-	-	-	0	
10/28	@ Chicago	L	S	2	2	0	0.0	0	0	0	0	-	-	-	0	
11/04	@ Washington	W	S	5	5	0	0.0	0	0	0	0	-	-	-	0	
11/11	DENVER	L	S	0	0	0	0.0	0	0	0	0	-	-	-	0	
11/18	TAMPA BAY	L	S	5	3	2	0.0	0	0	0	1	1	18	18	0	
11/26	@ Philadelphia	W	S	1	0	1	0.0	0	0	0	0	-	-	-	0	
12/02	@ Kansas City	L	S	6	5	1	0.0	0	0	0	0	-	-	-	0	
12/09	ATLANTA	W	S	3	1	2	0.0	0	0	0	0	-	-	-	0	
12/16	@ San Diego	W					INJURED/RESERVE - GROIN									
12/23	OAKLAND	W					INJURED/RESERVE - GROIN									
12/30	@ New Orleans	W					INJURED/RESERVE - GROIN									
TOTALS				13/13	52	38	14	0.0	1	0	0	2	2	39	21	0

2011 BALTIMORE

Date	Opp	W/L	P/S	T	S	A	SACK	QBP	FR	FF	PD	INT	YDS	LG	TD
09/11	PITTSBURGH	W	P	0	0	0	0.0	-	0	0	0	-	-	-	0
09/18	@ Tennessee	L	P	0	0	0	0.0	-	0	0	0	-	-	-	0
09/25	@ St. Louis	W	P	0	0	0	0.0	-	0	0	0	-	-	-	0
10/02	NEW YORK JETS	W					INACTIVE - KNEE								
10/16	HOUSTON	W	P	0	0	0	0.0	-	0	0	1	-	-	-	0
10/24	@ Jacksonville	L	P	0	0	0	0.0	-	0	0	0	-	-	-	0
10/30	ARIZONA	W	P	1	1	0	0.0	-	0	0	0	-	-	-	0
11/06	@ Pittsburgh	W	P	0	0	0	0.0	-	0	0	0	-	-	-	0
11/13	@ Seattle	L	P	0	0	0	0.0	-	0	0	0	-	-	-	0
11/20	CINCINNATI	W	P	1	1	0	0.0	-	0	0	1	-	-	-	0
11/24	SAN FRANCISCO	W	P	0	0	0	0.0	-	0	0	0	-	-	-	0
12/04	@ Cleveland	W	P	1	0	1	0.0	-	0	0	0	-	-	-	0
12/11	INDIANAPOLIS	W	P	0	0	0	0.0	-	0	0	0	-	-	-	0
12/18	@ San Diego	L	P	0	0	0	0.0	-	0	0	0	-	-	-	0
12/24	CLEVELAND	W	P	0	0	0	0.0	-	0	0	0	-	-	-	0
01/01	@ Cincinnati	W	P	0	0	0	0.0	-	0	0	0	-	-	-	0
TOTALS				15/0	3	2	1	0.0	-	0	0	2	0	0	0

POSTSEASON

01/15	HOUSTON	W	P	0	0	0	0.0	-	0	0	0	-	-	-	0
01/22	@ New England	L	P	1	0	1	0.0	-	0	0	0	-	-	-	0
TOTALS				2/0	1	0	1	0.0	-	0	0	0	0	0	0

2010 BALTIMORE

Date	Opp	W/L	P/S	T	S	A	SACK	QBP	FR	FF	PD	INT	YDS	LG	TD
09/13	@ New York Jets	W	P	0	0	0	0.0	-	0	0	0	-	-	-	0
09/19	@ Cincinnati	L	P	2	1	1	0.0	-	0	0	0	-	-	-	0
09/26	CLEVELAND	W	P	0	0	0	0.0	-	0	0	0	-	-	-	0
10/03	@ Pittsburgh	W	P	1	1	0	0.0	-	0	0	0	-	-	-	0
10/10	DENVER	W	P	2	1	1	0.0	-	0	0	0	-	-	-	0
10/17	@ New England	L	P	4	3	1	0.0	-	0	0	0	-	-	-	0
10/24	BUFFALO	W	P	0	0	0	0.0	-	0	0	0	-	-	-	0
11/07	MIAMI	W	P	0	0	0	0.0	-	0	0	1	-	-	-	0
11/11	@ Atlanta	L	P	0	0	0	0.0	-	0	0	0	-	-	-	0
11/21	@ Carolina	W	P	1	1	0	0.0	-	0	0	0	-	-	-	0
11/28	TAMPA BAY	W	P	3	2	1	0.0	-	0	0	0	-	-	-	0
12/05	PITTSBURGH	L	P	1	1	0	0.0	-	0	0	0	-	-	-	0
12/13	@ Houston	W	P	0	0	0	0.0	-	0	0	0	-	-	-	0
12/19	NEW ORLEANS	W	P	2	2	0	0.0	-	0	0	0	-	-	-	0
12/26	@ Cleveland	W	P	0	0	0	0.0	-	0	0	0	-	-	-	0
01/02	CINCINNATI	W	P	0	0	0	0.0	-	0	0	0	-	-	-	0
TOTALS				16/0	16	12	4	0.0	-	0	0	1	0	0	0

POSTSEASON

01/09	@ Kansas City	W	P	0	0	0	0.0	-	0	0	1	1	3	3	0
01/15	@ Pittsburgh	L	P	2	2	0	1.0	-	0	0	0	-	-	-	0
TOTALS				2/0	2	2	0	1.0	-	0	0	1	1	3	0

ADMINISTRATION
& COACHES

HARUKI
NAKAMURA

ROOKIES

2012 IN REVIEW

RECORDS

TEAM HISTORY

REFERENCE

2009 BALTIMORE

Date	Opp	W/L	P/S	T	S	A	SACK	QBP	FR	FF	PD	INT	YDS	LG	TD
09/13	KANSAS CITY	W	P	0	0	0	0.0	-	0	0	0	-	-	-	0
09/20	@ San Diego	W	P	0	0	0	0.0	-	0	0	0	-	-	-	0
09/27	CLEVELAND	W	P	0	0	0	0.0	-	0	0	0	-	-	-	0
10/04	@ New England	L	P	0	0	0	0.0	-	0	0	0	-	-	-	0
10/11	CINCINNATI	L	P	0	0	0	0.0	-	0	0	0	-	-	-	0
10/18	@ Minnesota	L	P	1	1	0	0.0	-	0	0	0	-	-	-	0
11/01	DENVER	W	P	0	0	0	0.0	-	0	0	0	-	-	-	0
11/08	@ Cincinnati	L	P	0	0	0	0.0	-	0	0	0	-	-	-	0
11/16	@ Cleveland	W	P	0	0	0	0.0	-	0	0	0	-	-	-	0
11/22	INDIANAPOLIS	L					INJURED RESERVE - ANKLE								
11/29	PITTSBURGH	W					INJURED RESERVE - ANKLE								
12/07	@ Green Bay	L					INJURED RESERVE - ANKLE								
12/13	DETROIT	W					INJURED RESERVE - ANKLE								
12/20	CHICAGO	W					INJURED RESERVE - ANKLE								
12/27	@ Pittsburgh	L					INJURED RESERVE - ANKLE								
01/03	@ Oakland	W					INJURED RESERVE - ANKLE								
TOTALS				9/0	1	1	0	0.0	-	0	0	0	0	0	0

POSTSEASON

01/10	@ New England	W					INJURED RESERVE - ANKLE								
01/16	@ Indianapolis	L					INJURED RESERVE - ANKLE								
TOTALS				0/0	0	0	0	0.0	-	0	0	0	0	0	0

2008 BALTIMORE

Date	Opp	W/L	P/S	T	S	A	SACK	QBP	FR	FF	PD	INT	YDS	LG	TD
09/07	CINCINNATI	W	P	0	0	0	0.0	-	0	0	0	-	-	-	0
09/21	CLEVELAND	W	P	0	0	0	0.0	-	0	0	0	-	-	-	0
09/29	@ Pittsburgh	L	P	1	1	0	0.0	-	0	0	0	-	-	-	0
10/05	TENNESSEE	L	P	0	0	0	0.0	-	0	0	0	-	-	-	0
10/12	@ Indianapolis	L	P	0	0	0	0.0	-	0	0	0	-	-	-	0
10/19	@ Miami	W	P	0	0	0	0.0	-	0	0	0	-	-	-	0
10/26	OAKLAND	W	P	0	0	0	0.0	-	0	0	0	-	-	-	0
11/02	@ Cleveland	W	P	0	0	0	0.0	-	0	0	0	-	-	-	0
11/09	@ Houston	W	P	0	0	0	0.0	-	0	0	0	-	-	-	0
11/16	@ New York Giants	L	P	0	0	0	0.0	-	0	0	0	-	-	-	0
11/23	PHILADELPHIA	W	P	2	1	1	0.0	-	0	0	1	-	-	-	0
11/30	@ Cincinnati	W	P	0	0	0	0.0	-	0	0	0	-	-	-	0
12/07	WASHINGTON	W	P	0	0	0	0.0	-	0	0	0	-	-	-	0
12/14	PITTSBURGH	L	P	0	0	0	0.0	-	0	0	0	-	-	-	0
12/20	@ Dallas	W	P	0	0	0	0.0	-	0	0	0	-	-	-	0
12/28	JACKSONVILLE	W	P	0	0	0	0.0	-	0	0	0	-	-	-	0
TOTALS				16/0	3	2	1	0.0	-	0	0	1	0	0	0

POSTSEASON

01/09	@ Kansas City	W	P	0	0	0	0.0	-	0	0	1	1	3	3	0
01/15	@ Pittsburgh	L	P	2	2	0	1.0	-	0	0	0	-	-	-	0
TOTALS				2/0	2	2	0	1.0	-	0	0	1	1	3	0

CAM NEWTON

QUARTERBACK • AUBURN

THIRD NFL SEASON
THIRD PANTHERS SEASON



PRO BOWLS: 1
2011



Ht: 6-5 Wt: 245 • Born: May 11, 1989 • NFL Games Played/Started: 32/32 • Acquired: D1-11

PRO CAREER

• **NFL RECORDS:** Set an NFL record for the most passing yards in a player's first two seasons with 7,920, surpassing the previous mark of 7,874 by Peyton Manning from 1998-99...Accomplished record with 106 fewer pass attempts than Manning (1,002 compared to 1,108)...Only quarterback in NFL history to rush for 500 yards in each of first two seasons...22 rushing touchdowns are the most by a quarterback in first two seasons, eclipsing the previous mark of 15 by Steve Grogan of the New England Patriots from 1975-76...Only player in NFL history with at least 5,000 passing yards (7,920), 25 passing touchdowns (40), 1,000 rushing yards (1,447) and 15 rushing touchdowns (22) in first two seasons...Only player in NFL history with 30 or more passing touchdowns (40) and 20 or more rushing touchdowns (22) in first two seasons...In 2011, became the first player in NFL history to pass for 4,000 yards and rush for at least 500 yards in a season...Established an NFL record for rushing touchdowns by a quarterback with 14 in 2011...35 combined touchdowns (21 passing, 14 rushing) in 2011 are the most by a rookie quarterback in NFL history.

• **TEAM RECORDS:** Holds Panthers single-game passing yards record with 432 vs. Green Bay (9/18/11)...Owns a team record for the longest completion with a 91-yard touchdown to wide receiver Brandon LaFell vs. Tampa Bay (12/24/11)...Set a team record with a 7.98-yard average passing gain in 2012, surpassing the previous mark of 7.94 yards by Jake Delhomme in 2008...Set a team record in 2012 for the most consecutive pass attempts without an interception with 176, breaking the previous mark of 150 by Delhomme in 2006...Tied the team record for the lowest interception percentage of 2.47 percent in 2012, previously achieved by Kerry Collins in 1996...Holds every team single-game and season rushing record for a quarterback, including yards, touchdowns and longest rush...Ranks first in team history with a career average of 5.72 yards per carry.

• **AMONG PANTHERS ALL-TIME LEADERS:** Stands third in franchise history with six 300-yard passing games.

• Started all 16 games for Carolina in 2012...Completed 280-of-485 passes for 3,869 yards and 19 touchdowns with 12 interceptions to register a career-high 86.2 quarterback rating...Steered offense that accumulated 5,771 total net yards and 328 first downs, the second-highest totals in team history.

• Led the Panthers in rushing in 2012 with a career-high 741 yards and eight touchdowns...Became the first quarterback to lead a team in rushing since Donovan McNabb

of the Philadelphia Eagles in 2000.

• Earned NFC Offensive Player of the Week at Philadelphia (11/26/12)...Accounted for 341 total net yards (306 passing, 52 rushing) and four touchdowns (two passing, two rushing) in Panthers' win on Monday Night Football.

• Became the first player in NFL history with at least 250 passing yards, 100 rushing yards, a touchdown pass and a touchdown run in a game at Atlanta (12/19/12)...Rushed for a career-high 116 yards and one touchdown, the first time in team history that a quarterback posted 100 yards rushing in a game...Scored on a career-long 72-yard dash, the fifth-longest touchdown run by a quarterback in the Super Bowl era.

• Named Associated Press Offensive Rookie of the Year in 2011 after starting all 16 games for Carolina and completing 310-of-517 passes for 4,051 yards and 21 touchdowns...Rushed for 706 yards and a team-leading 14 touchdowns on 126 carries.

• Set a then NFL rookie record for passing yards with 4,051 in 2011, eclipsing the previous mark of 3,739 by Peyton Manning in 1998.

• Guided offense in 2011 that set franchise records with 6,237 net yards and 345 first downs.

• In his first two career games, threw for 422 yards at Arizona (9/11/11) and 432 yards vs. Green Bay (9/18/11)...Became the first player in NFL history with back-to-back 400-yard passing games to begin a career and one of seven quarterbacks in NFL history to have consecutive 400-yard passing games.

• Became the first rookie in NFL history to throw for more than 400 yards in first career start with 422 yards and two touchdowns at Arizona (9/11/11).

• Named NFL Offensive Rookie of the Month for September 2011 after passing for 1,012 yards – the most ever by a player in his first three games.

• Threw first career touchdown pass at Arizona (9/11/11), connecting with wide receiver Steve Smith on a 77-yard throw and catch.

TRANSACTIONS: Selected by Carolina in the first round (1st overall) of the 2011 NFL Draft (4/28/11).

GP/GS: Career (32/32); 2012 (16/16); 2011 (16/16).

2012: Started 16 games for Carolina...Completed 280-of-485 passes for 3,869 yards and 19 touchdowns with 12 interceptions to register a career-high 86.2 quarterback rating...Threw a touchdown pass in eight consecutive games in Weeks 9-16, the third-most consecutive games with a touchdown pass in team history...Set a team record with a

ADMINISTRATION
& COACHES

CAM
NEWTON

ROOKIES

2012 IN REVIEW

RECORDS

TEAM HISTORY

REFERENCE

7.98-yard average passing gain, surpassing the previous mark of 7.94 yards by Jake Delhomme in 2008...Moved into third place in team history for the most 300-yard passing games with six, eclipsing the five by Kerry Collins from 1995-98...Set a team record for the most consecutive pass attempts without an interception with 176, breaking the previous mark of 150 by Delhomme in 2006...Tied the team record for the lowest interception percentage of 2.47 percent, previously achieved by Collins in 1996...Set an NFL record for the most passing yards in a player's first two seasons with 7,920, surpassing the previous mark of 7,874 by Peyton Manning with the Indianapolis Colts from 1998-99...Accomplished record with 106 fewer pass attempts than Manning (1,002 compared to 1,108)...Led the Panthers in rushing with a career-high 741 yards and eight touchdowns on 127 attempts...Became the first quarterback to lead team in rushing since Donovan McNabb of the Philadelphia Eagles in 2000...Set a team record with an average of 5.83 yards per carry, bettering his 5.60 yards per carry in 2011...Ranks first in team history with a career average of 5.72 yards per carry...Only quarterback in NFL history to rush for 500 yards in each of first two seasons...22 rushing touchdowns are the most by a quarterback in first two seasons, eclipsing the previous mark of 15 by Steve Grogan of the New England Patriots from 1975-76...Had a passing and rushing touchdown in the same game six times...Only player in NFL history with at least 5,000 passing yards (7,920), 25 passing touchdowns (40), 1,000 rushing yards (1,447) and 15 rushing touchdowns (22) in first two seasons...Only player in NFL history with 30 or more passing touchdowns (40) and 20 or more rushing touchdowns (22) in first two seasons...Gained six yards receiving after advancing a lateral versus Dallas (10/21)...Ranked first on the team in scoring with 48 points...Steered offense that accumulated 5,771 total net yards and 328 first downs, the second-highest totals in team history...**PLAYER OF THE WEEK:** Earned NFC Offensive Player of the Week in Week 12 at Philadelphia (11/26)...Accounted for 341 total net yards (306 passing, 52 rushing) and four touchdowns (two passing, two rushing) in Panthers' 30-22 win on Monday Night Football...**GAME HIGHLIGHTS – At Tampa Bay (9/9):** Produced fourth career 300-yard passing performance with 303 yards and one touchdown on 23-of-33 passing...**Vs. New Orleans (9/16):** Became the second player in NFL history with at least 250 passing yards (253) with a 125-plus passer rating (129.2) and at least 70 rushing yards (71) with a touchdown (1) in a game, previously accomplished by Michael Vick for Philadelphia at Washington (11/15/10)...**At Chicago (10/28):** Tallied a season-high 314 yards through the air on 20-of-39 passing in fifth career 300-yard passing effort...**At Washington (11/4):** Connected with wide receiver Armanti Edwards on an 82-yard completion, the longest pass in team history that was not a touchdown...**At Philadelphia (11/26):** Passed for 306 yards and two touchdowns on 18-of-28 passing to compile sixth career 300-yard passing outing...Matched career high with 14 rushing attempts for a team-leading 52 yards and two

touchdowns...Became one of four quarterbacks – along with Steve Young, Daunte Culpepper and Vick – to pass for at least 300 yards with two touchdowns and rush for at least 50 yards with two touchdowns in a game in the last 20 years...Became one of five quarterbacks – along with Roger Staubach, Eric Hipple, McNabb and Vick – to throw two touchdowns and run for two touchdowns on Monday Night Football...Directed second career game-winning drive (defined as a drive that puts the team ahead for good in the fourth quarter or overtime), guiding the Panthers 40 yards on seven plays in 3:36 to set up a 23-yard field goal by Graham Gano...During game-winning possession, completed two-of-three passes for 31 yards and picked up seven yards rushing on two carries...**At Kansas City (12/2):** Equaled career high with three touchdown passes...**Vs. Atlanta (12/9):** Became the first player in NFL history with at least 250 passing yards, 100 rushing yards, a touchdown pass and a touchdown run in a game...Threw for 287 yards and two touchdowns...Rushed for a career-high 116 yards and one touchdown, the first time in team history that a quarterback posted 100 yards rushing in a game...Scored on a career-long 72-yard dash, the fifth-longest touchdown run by a quarterback in the Super Bowl era...**At San Diego (12/16):** Set a team record for the most consecutive pass attempts without an interception with 151...**Vs. Oakland (12/23):** Had team record of 176 consecutive pass attempts without an interception end when he was picked off in the third quarter on a deflection...Marked first interception since last pass attempt versus Denver (11/11).

COLLEGE: Finished career at Auburn after playing one season at Blinn (Texas) Junior College and spending two years at Florida...Entered NFL following junior season...Directed two different schools to national championships, helping Auburn capture the 2010 BCS National Championship and Blinn Junior College claim the 2009 NJCAA National Championship...As a junior in 2010, won the Heisman Trophy and Davey O'Brien Award (given to the nation's top quarterback) and was named Associated Press first-team All-American and SEC Offensive Player of the Year...Passed for SEC-record 30 touchdowns with seven interceptions...Led the Tigers with 1,473 yards rushing and a school-record 20 touchdowns on 264 carries...Became the third player in NCAA FBS history to total 20 passing and 20 rushing touchdowns in a season and first player in SEC history to accumulate 2,000 yards passing and 1,000 yards rushing in a season...Set an SEC record with 4,327 yards of total offense...Named SEC Championship Game Offensive MVP, throwing for a career-high 335 yards and accounting for six touchdowns (four passing and two rushing) against South Carolina...As a sophomore in 2009, transferred to Blinn (Texas) Junior College from Florida...NJCAA honorable mention All-American...Redshirted by Florida in 2008 after seeing action in the season opener...Played in five games for Florida as a freshman in 2007.

PERSONAL: Attended Westlake HS in Atlanta, Ga...Majored in sociology at Auburn.

CAM NEWTON CAREER STATISTICS

PASSING

Year	Team	GP	GS	Att	Cmp	Pct	Yds	Yds/Att	TD	Int	Lg	Sk	YdsLst	Rtg
2011	Carolina	16	16	517	310	60.0	4051	7.8	21	17	91t	35	260	84.5
2012	Carolina	16	16	485	280	57.7	3869	8.0	19	12	82	36	244	86.2
Totals		32	32	1002	590	58.9	7920	7.9	40	29	91t	71	504	85.3



RUSHING

Year	Team	Att	Yds	Avg	Lg	TD
2011	Carolina	126	706	5.6	49t	14
2012	Carolina	127	741	5.8	72t	8
Totals		253	1447	5.7	72t	22

ADDITIONAL STATISTICS

RECEIVING: 2011 (1 rec-27 yds); 2012 (0 rec-6 yds).

SINGLE-GAME CAREER HIGHS

PASS ATTEMPTS	46	two times, last at Chicago (10/2/11)
PASS COMPLETIONS	28	vs. Green Bay (9/18/11)
COMPLETION PCT.	78.3	vs. Washington (10/23/11)
PASSING YARDS	432	vs. Green Bay (9/18/11)
PASSING TDS	3	three times, last vs. Kansas City (12/2/12)
INTERCEPTIONS	4	at Detroit (11/20/11)
LONG PASS	91t	vs. Tampa Bay (12/24/11)
RUSH ATTEMPTS	14	two times, last at Philadelphia (11/26/12)
RUSHING YARDS	116	vs. Atlanta (12/9/12)
RUSHING TDS	3	at Tampa Bay (12/4/11)
LONG RUSH	72t	vs. Atlanta (12/19/12)
TOTAL RUSH/PASS YARDS	440	vs. Green Bay (9/18/11)
TOTAL RUSH/PASS TDS	4	three times, last at Philadelphia (11/26/12)

CAM NEWTON GAME-BY-GAME

2012 CAROLINA

Date	Opp	W/L	P/S	Att	Cmp	Yds	Pct	TD	INT	LG	SK/YD	Rtg	Score	
09/09	@ Tampa Bay	L	S	33	23	303	69.7	1	2	51	3/12	83.3	10-16	
09/16	NEW ORLEANS	W	S	20	14	253	70.0	1	0	66	1/9	129.2	35-27	
09/20	NEW YORK GIANTS	L	S	30	16	242	53.3	0	3	33	2/21	40.6	7-36	
09/30	@ Atlanta	L	S	24	15	215	62.5	2	0	36t	3/10	119.3	28-30	
10/07	SEATTLE	L	S	29	12	141	41.4	0	0	24	4/33	56.8	12-16	
10/21	DALLAS	L	S	37	21	233	56.8	1	1	32	2/17	73.4	14-19	
10/28	@ Chicago	L	S	39	20	314	51.3	0	2	62	2/17	57.0	22-23	
11/04	@ Washington	W	S	23	13	201	56.5	1	0	82	0/0	100.1	21-13	
11/11	DENVER	L	S	36	21	241	58.3	2	2	26	7/43	74.0	14-36	
11/18	TAMPA BAY	L	S	29	16	252	55.2	1	0	32	2/18	95.8	21-27	
11/26	@ Philadelphia	W	S	28	18	306	64.3	2	0	55	2/17	125.0	30-22	
12/02	@ Kansas City	L	S	27	15	232	55.6	3	0	53	2/12	121.2	21-27	
12/09	ATLANTA	W	S	35	23	287	65.7	2	0	53t	1/7	110.1	30-20	
12/16	@ San Diego	W	S	33	19	231	57.6	2	0	45t	2/14	99.4	31-7	
12/23	OAKLAND	W	S	29	18	170	62.1	1	1	23t	2/11	75.4	17-6	
12/30	@ New Orleans	W	S	33	16	248	48.5	0	1	34	1/3	61.2	44-38	
TOTALS				16/16	485	280	3869	57.7	19	12	82	36/244	86.2	

2011 CAROLINA

Date	Opp	W/L	P/S	Att	Cmp	Yds	Pct	TD	INT	LG	SK/YD	Rtg	Score	
09/11	@ Arizona	L	S	37	24	422	64.9	2	1	77t	4/19	110.4	21-28	
09/18	GREEN BAY	L	S	46	28	432	60.9	1	3	62	4/28	72.0	23-30	
09/25	JACKSONVILLE	W	S	34	18	158	52.9	1	0	18	0/0	75.4	16-10	
10/02	@ Chicago	L	S	46	27	374	58.7	1	1	53	0/0	83.1	29-34	
10/09	NEW ORLEANS	L	S	31	16	224	51.6	2	1	54t	1/5	83.3	27-30	
10/16	@ Atlanta	L	S	35	21	237	60.0	0	3	29	1/8	44.6	17-31	
10/23	WASHINGTON	W	S	23	18	256	78.3	1	0	37	4/24	127.5	33-20	
10/30	MINNESOTA	L	S	35	22	290	62.9	3	0	44	3/25	117.6	21-24	
11/13	TENNESSEE	L	S	40	23	212	57.5	0	1	19	5/46	61.7	3-30	
11/20	@ Detroit	L	S	38	22	280	57.9	1	4	32	1/8	50.2	35-49	
11/27	@ Indianapolis	W	S	27	20	208	74.1	0	0	30	3/32	95.9	27-19	
12/04	@ Tampa Bay	W	S	21	12	204	57.1	1	0	31	2/9	106.1	38-19	
12/11	ATLANTA	L	S	39	19	276	48.7	2	2	48	2/17	67.9	23-31	
12/18	@ Houston	W	S	23	13	149	56.5	2	0	26t	2/10	105.2	28-13	
12/24	TAMPA BAY	W	S	17	12	171	70.6	3	0	91t	1/8	142.4	48-16	
01/01	@ New Orleans	L	S	25	15	158	60.0	1	1	22	2/21	75.1	17-45	
TOTALS				16/16	517	310	4051	60.0	21	17	91t	35/260	84.5	

NEWTON FINISHES STRONG IN 2012

Quarterback Cam Newton finished 2012 strong, playing his best football in the season's final nine weeks. Beginning with the Panthers Week Nine victory at Washington (11/4/12), Newton was responsible for 19 total touchdowns (14 passing, five rushing) and just four turnovers (all interceptions). The Panthers compiled a 6-3 record in those nine games.

CAM NEWTON, FINAL NINE GAMES OF 2012

Passing

Att	Cmp	Yards	TDs	INT	Lg	Rtg
273	159	2,168	14	4	82	94.7

Rushing

Att	Yards	Avg.	TDs	Lg
76	431	5.7	5	72t



JOSH NORMAN

CORNERBACK • COASTAL CAROLINA

SECOND NFL SEASON
SECOND PANTHERS SEASON



24

Ht: 6-0 Wt: 200 • Born: December 15, 1987 • NFL Games Played/Started: 16/12 • Acquired: D5-12

PRO CAREER

• Played in 16 games with 12 starts for Carolina as a rookie in 2012...Posted 74 tackles, one interception and a team-leading eight passes defended...Contributed to Carolina defensive unit that ranked 10th in the NFL in 2012.

• Compiled a single-game career-high 11 tackles vs. New Orleans (9/16/12).

• Notched first career interception at Chicago (10/28/12), picking off Bears quarterback Jay Cutler.

TRANSACTIONS: Selected in the fifth round (143rd overall) of the NFL Draft by Carolina (4/28/12).

GP/GS: Career (16/12); 2012 (16/12).

2012: Selected in the fifth round (143rd overall) of the NFL Draft by Carolina...Played in 16 games with starts in the first 12 at right cornerback...Posted 74 tackles, one interception and a team-leading eight passes defended...Contributed to unit that ranked 10th in the NFL in total defense...Logged three special teams tackles...**At Tampa Bay (9/9):** Joined fellow rookies Luke Kuechly and Amini Silatolu as opening day starters...**vs. New Orleans (9/16):** Compiled a single-game career-high 11 tackles...**At Chicago (10/28):** Notched first career interception, picking off Bears quarterback Jay Cutler...Leaped in front of Bears wide receiver Brandon Marshall to snag the ball at the Panthers three-yard line.

COLLEGE: Played in 46 games with 39 starts at Coastal Carolina...Two-time All-American and three-time All-Big South Conference honoree...Finished career first in conference and school history with 48 passes defended and second with 13 interceptions...Totaled 196 tackles and four forced fumbles...Tied school record with four blocked kicks...First-team All-American and first-team All-Big South Conference selection as a senior in 2011...Became the first player from Coastal Carolina and only the second from the Big South Conference to play in the Senior Bowl...Led the team with 62 tackles and 14 passes defended and tied for first with two interceptions to go along with two forced fumbles...As a junior in 2010, earned first-team All-Big South Conference honors...Tallied one interception and a team-high 10 passes defended...Third-team All-American and first-team All-Big South Conference selection as a sophomore in 2009...Set conference and school records with eight interceptions, which rated second in the Football Championship Subdivision...Paced the conference with 15 passes defended...Collected 35 tackles, two interceptions and nine passes defended as a freshman in 2008.

PERSONAL: Attended Greenwood (S.C.) HS...Majored in general studies at Coastal Carolina.

JOSH NORMAN CAREER STATISTICS

Year	Team	GP/GS	Tot	T	A	Sack	Yds	INT	Yds	Lg	TD	PD	FF	FR	Yds
2012	Carolina	16/12	74	52	22	0.0	0.0	1	2	2	0	8	0	0	0
Totals		16/12	74	52	22	0.0	0.0	1	2	2	0	8	0	0	0

ADDITIONAL STATISTICS

SPECIAL TEAMS TACKLES: 2012 (3).

SINGLE-GAME CAREER HIGHS

TACKLES	11	vs. New Orleans (9/16/12)
INTERCEPTIONS	1	at Chicago (10/28/12)
PASSES DEFENSED	2	two times, last at Washington (11/4/12)

ADMINISTRATION
& COACHES

JOSH
NORMAN

ROOKIES

2012 IN REVIEW

RECORDS

TEAM HISTORY

REFERENCE

JOSH NORMAN GAME-BY-GAME

2012 CAROLINA

Date	Opp	W/L	P/S	T	S	A	SACK	QBP	FR	FF	PD	INT	YDS	LG	TD
09/09	@ Tampa Bay	L	S	5	4	1	0.0	0	0	0	0	-	-	-	0
09/16	NEW ORLEANS	W	S	11	6	5	0.0	0	0	0	0	-	-	-	0
09/20	NEW YORK GIANTS	L	S	10	7	3	0.0	0	0	0	1	-	-	-	0
09/30	@ Atlanta	L	S	7	6	1	0.0	0	0	0	2	-	-	-	0
10/07	SEATTLE	L	S	4	2	2	0.0	0	0	0	0	-	-	-	0
10/21	DALLAS	L	S	5	3	2	0.0	0	0	0	0	-	-	-	0
10/28	@ Chicago	L	S	4	3	1	0.0	0	0	0	0	1	2	2	0
11/04	@ Washington	W	S	8	6	2	0.0	0	0	0	2	-	-	-	0
11/11	DENVER	L	S	3	3	0	0.0	0	0	0	1	-	-	-	0
11/18	TAMPA BAY	L	S	4	4	0	0.0	0	0	0	1	-	-	-	0
11/26	@ Philadelphia	W	S	7	4	3	0.0	0	0	0	1	-	-	-	0
12/02	@ Kansas City	L	S	5	3	2	0.0	0	0	0	0	-	-	-	0
12/09	ATLANTA	W	P	1	1	0	0.0	0	0	0	0	-	-	-	0
12/16	@ San Diego	W	P	0	0	0	0.0	0	0	0	0	-	-	-	0
12/23	OAKLAND	W	P	0	0	0	0.0	0	0	0	0	-	-	-	0
12/30	@ New Orleans	W	P	0	0	0	0.0	0	0	0	0	-	-	-	0
TOTALS			16/12	74	52	22	0.0	0	0	0	8	1	2	2	0

BRAD NORTMAN

PUNTER • WISCONSIN

SECOND NFL SEASON
SECOND PANTHERS SEASON



Ht: 6-2 Wt: 210 • Born: September 12, 1989 • NFL Games Played/Started: 16/16 • Acquired: D6-12

PRO CAREER

• Served as punter in all 16 games for Carolina in 2012... Recorded a gross average of 43.0 yards and net average of 36.5 yards with 20 punts inside the 20 and a long of 63 yards on 76 punts.

• Booted a career-long 63-yard punt vs. Seattle (10/7/12).

• Landed a career-high three punts inside the 20 at Washington (11/4/12).

• Produced a career-high 50.1-yard gross average on a career-high nine punts vs. Denver (11/11/12).

• Is the only punter ever drafted by Carolina... Selected in the sixth round of the 2012 NFL Draft.

TRANSACTIONS: Selected in the sixth round (207th overall) of the NFL Draft by Carolina (4/28/12).

GP/GS: Career (16/0); 2012 (16/0).

2012: Selected in the sixth round (207th overall) of the NFL Draft by Carolina... First punter ever drafted by the Panthers... Recorded a gross average of 43.0 yards and net average of 36.5 yards with 20 punts inside the 20, seven touchbacks, one block and long of 63 yards on 76 punts... Served as holder on extra points and field goals...

Vs. Seattle (10/7): Booted a career-long 63-yard punt... **At Washington (11/4):** Landed a season-high three punts in-

side the 20... **Vs. Denver (11/11):** Produced a season-high 50.1-yard gross average on a career-high nine punts... **Vs. Oakland (12/23):** Generated a season-high 48.3-yard net average.

COLLEGE: Played in 52 games at Wisconsin, taking over the Badgers' punting duties as a freshman... Gross average of 42.1 yards ranks as the third-highest in Wisconsin history... Tallied 199 punts – the fourth-most in school history... All-Big Ten honorable mention as a senior in 2011... Finished third in the conference with gross average of 42.2 yards on 46 punts with a long of 74 yards... As a junior in 2010, produced gross average of 42.7 yards and net average of 37.6 yards with 14 punts inside the 20, two touchbacks and long of 76 yards on 38 punts... Earned All-Big Ten honorable mention as a sophomore in 2009... Recorded gross average of 42.0 yards and net average of 35.8 yards with 17 punts inside the 20, nine touchbacks, one block and long of 61 yards on 49 punts... As a freshman in 2008, punted 66 times en route to 41.8-yard gross average and 36.1-yard net average with 19 inside the 20, five touchbacks and long of 64 yards.

PERSONAL: Attended Central HS in Brookfield, Wis.... Majored in accounting at Wisconsin.

BRAD NORTMAN CAREER STATISTICS

Year	Team	GP	No	Yds	Avg	Opp Ret	Yds	Net	TB	In 20	Lg	Blk
2012	Carolina	16	76	3267	43.0	37	318	36.5	7	20	63	1
Totals		16	76	3267	43.0	37	318	36.5	7	20	63	1

SINGLE-GAME CAREER HIGHS

PUNTS	9	vs. Denver (11/11/12)
PUNTING YARDS	451	vs. Denver (11/11/12)
PUNTING AVG. (min 3)	50.1	vs. Denver (11/11/12)
NET PUNTING AVG. (min 3)	48.3	vs. Oakland (12/23/12)
LONG PUNT	63	vs. Seattle (10/7/12)
PUNTS INSIDE THE 20	3	at Washington (11/4/12)

ADMINISTRATION
& COACHES

BRAD
NORTMAN

ROOKIES

2012 IN REVIEW

RECORDS

TEAM HISTORY

REFERENCE

BRAD NORTMAN GAME-BY-GAME

2012 CAROLINA

Date	Opp	W/L	P/S	No	Yds	Avg	TB	IN20	LG	Blk	Net
09/09	@ Tampa Bay	L	P	5	199	39.8	0	2	47	1	33.2
09/16	NEW ORLEANS	W	P	5	229	45.8	1	2	58	0	35.8
09/20	NEW YORK GIANTS	L	P	3	125	41.7	1	1	44	0	33.0
09/30	@ Atlanta	L	P	6	271	45.2	0	2	49	0	42.3
10/07	SEATTLE	L	P	7	318	45.4	0	2	63	0	39.9
10/21	DALLAS	L	P	6	248	41.3	0	2	55	0	38.5
10/28	@ Chicago	L	P	3	77	25.7	0	0	36	0	22.0
11/04	@ Washington	W	P	5	161	32.2	0	3	49	0	33.0
11/11	DENVER	L	P	9	451	50.1	0	1	59	0	36.2
11/18	TAMPA BAY	L	P	6	274	45.7	1	1	55	0	39.8
11/26	@ Philadelphia	W	P	5	188	37.6	0	0	44	0	31.2
12/02	@ Kansas City	L	P	4	184	46.0	1	1	51	0	39.5
12/09	ATLANTA	W	P	2	88	44.0	1	1	58	0	34.0
12/16	@ San Diego	W	P	4	158	39.5	1	1	44	0	28.8
12/23	OAKLAND	W	P	4	195	48.8	0	1	55	0	48.3
12/30	@ New Orleans	W	P	2	101	50.5	1	0	54	0	41.0
TOTALS				76	3267	43.0	7	20	63	1	36.5

GREG OLSEN

TIGHT END • MIAMI (Fla.)

SEVENTH NFL SEASON
THIRD PANTHERS SEASON



Ht: 6-5 Wt: 250 • Born: March 11, 1985 • NFL Games Played/Started: 94/68 [2/2] • Acquired: TR-11 (CH)

PRO CAREER

• Since entering the NFL in 2007, ranks among the top 10 players at his position in receptions (9th – 308), receiving yards (10th – 3,364) and receiving touchdowns (tied for 6th – 30).

• In 2012, set Carolina team records for the most catches (69) and receiving yards (843) in a season by a tight end...Led the team with five touchdown receptions...Contributed to offense that produced 5,771 total net yards and 328 first downs, the second-highest totals in team history.

• Established single-game career highs with nine receptions and 102 yards vs. Denver (11/11/12)...Became the first Panthers tight end since Wesley Walls vs. Seattle (10/8/00) to have a 100-yard receiving game.

• Posted a career-long 47-yard touchdown reception at Kansas City (12/2/12).

• Played in 16 games with 13 starts for Carolina in 2011, finishing third on the team with 45 catches for 540 yards and five touchdowns...Added one two-point conversion...Contributions helped the Panthers total 3,829 net passing yards, the second-most in team history.

• Part of a Carolina tight end corps in 2011 that combined to catch 85 passes for 1,008 yards and nine touchdowns, the most productive season by a set of tight ends in team history in terms of receptions and yardage.

• Played in 16 games with 13 starts for Chicago in 2010, registering 41 receptions for 404 yards and five touchdowns.

• Started 15 games in 2009 for Chicago, leading the team in catches (60) and touchdown receptions (8).

• 60 catches in 2009 rank second on the Bears single-season all-time list for tight ends, behind Mike Ditka's 75 catches in 1964.

• Tallied a career-high three touchdown catches vs. Arizona (11/8/09).

• Posted 54 catches for 574 receiving yards and a team-leading five touchdowns in 2008.

• Totaled 39 receptions for 391 yards and two touchdowns as a rookie in 2007, finishing fifth among all rookies in receptions and ninth in receiving yards.

TRANSACTIONS: Signed to contract extension by Carolina (7/31/11)...Traded by Chicago to Carolina in exchange for a 2012 third-round draft choice (7/29/11)...Selected in the first round (31st overall) of the NFL Draft by Chicago (4/28/07).

GP/GS: Career (94/68) [2/2]; 2012 (16/16); 2011 (16/13); 2010 (16/13) [2/2]; 2009 (16/15); 2008 (16/7); 2007 (14/4).

2012: Started a career-high 16 games for Carolina...Set team records for the most catches and receiving yards in a season by a tight end with career highs of 69 catches and 843 receiving yards...Led the team with five touchdown receptions...Surpassed the previous records of 63 catches and 822 receiving yards by Wesley Walls in 1999...Contributed to offense that produced 5,771 total net yards and 328 first downs, the second-highest totals in team history...**At Atlanta (9/30):** Caught a 17-yard touchdown...**Vs. Denver (11/11):** Established single-game career highs with nine receptions and 102 yards...Scored two touchdowns on catches of four and five yards...Marked first career 100-yard receiving effort in the regular season and second career multi-touchdown game...Became the first Panthers tight end since Walls versus Seattle (10/8/00) to have a 100-yard receiving game...Equaled the third most receiving yards by a tight end in team history...**At Kansas City (12/2):** Posted a career-long 47-yard touchdown reception...**Vs. Atlanta (12/9):** Made a leaping 25-yard touchdown grab.

COLLEGE: Three-year letter winner at the University of Miami (2004-06) starting 26 of 33 games played and totaling 87 receptions for 1,215 yards (14.0-yard average) with six touchdowns...Started 12 games in each of his final two seasons at Miami earning first-team and honorable mention All-Atlantic Coast Conference honors as a junior and sophomore respectively...Led team in receptions as a junior (40) and ranked second in catches as a sophomore (31)...Also saw time as team's long snapper.

PERSONAL: Attended Wayne High School (N.J.) where he was named *USA Today* first-team All-American as a senior in 2002 and was one of three finalists for Gatorade National Player of the Year...Also named first-team All-America selection by *Parade* magazine, SuperPrep and PrepStar...Rated third overall on ESPN's list of 100 players nationally...Helped team to a 12-0 mark in 2002 and New Jersey Group 3 state title...Older brother, Christian, was a quarterback at the University of Virginia while his younger brother Kevin is a quarterback at the University of Miami.

ADMINISTRATION
& COACHES

GREG
OLSEN

ROOKIES

2012 IN REVIEW

RECORDS

TEAM HISTORY

REFERENCE

GREG OLSEN CAREER STATISTICS

RECEIVING

Year	Team	GP	GS	No	Yds	Avg	Lg	TD
2007	Chicago	14	4	39	391	10.0	31	2
2008	Chicago	16	7	54	574	10.6	52	5
2009	Chicago	16	15	60	612	10.2	41	8
2010	Chicago	16	13	41	404	9.9	39t	5
2011	Carolina	16	13	45	540	12.0	44t	5
2012	Carolina	16	16	69	843	12.2	47t	5
Totals		94	68	308	3364	10.9	52	30

POSTSEASON

Year	Team	GP	GS	No	Yds	Avg	Lg	TD
2010	Chicago	2	2	6	143	23.8	58t	1
Totals		2	2	6	143	23.8	58t	1

SINGLE-GAME CAREER HIGHS

RECEPTIONS	9	vs. Denver (11/11/12)
RECEIVING YARDS	102	vs. Denver (11/11/12)
LONG RECEPTION	52	at Detroit (10/5/08)
RECEIVING TDS	3	vs. Arizona (11/8/09)
LONG TD RECEPTION	47	at Kansas City (12/2/12)

GREG OLSEN GAME-BY-GAME

2012 CAROLINA

Date	Opp	W/L	P/S	Rec	Yds	Avg	Long	TD
09/09	@ Tampa Bay	L	S	6	56	9.3	20	0
09/16	NEW ORLEANS	W	S	1	13	13.0	13	0
09/20	NEW YORK GIANTS	L	S	7	98	14.0	23	0
09/30	@ Atlanta	L	S	6	89	14.8	34	1
10/07	SEATTLE	L	S	2	37	18.5	24	0
10/21	DALLAS	L	S	4	31	7.8	14	0
10/28	@ Chicago	L	S	3	23	7.7	10	0
11/04	@ Washington	W	S	5	48	9.6	17	0
11/11	DENVER	L	S	9	102	11.3	26	2
11/18	TAMPA BAY	L	S	2	42	21.0	32	0
11/26	@ Philadelphia	W	S	4	50	12.5	23	0
12/02	@ Kansas City	L	S	1	47	47.0	47t	1
12/09	ATLANTA	W	S	4	55	13.8	25t	1
12/16	@ San Diego	W	S	5	56	11.2	26	0
12/23	OAKLAND	W	S	6	53	8.8	20	0
12/30	@ New Orleans	W	S	4	43	10.8	16	0
TOTALS			16/16	69	843	12.2	47t	5

2011 CAROLINA

Date	Opp	W/L	P/S	Rec	Yds	Avg	Long	TD
09/11	@ Arizona	L	S	4	78	19.5	43	0
09/18	GREEN BAY	L	S	1	34	34.0	34	0
09/25	JACKSONVILLE	W	S	7	57	8.1	16t	1
10/02	@ Chicago	L	S	5	50	10.0	23	1
10/09	NEW ORLEANS	L	S	3	21	7.0	9	1
10/16	@ Atlanta	L	S	5	42	8.4	10	0
10/23	WASHINGTON	W	S	1	4	4.0	4	0
10/30	MINNESOTA	L	S	4	73	18.3	39t	1
11/13	TENNESSEE	L	S	4	45	11.3	16	0
11/20	@ Detroit	L	S	3	23	7.7	8	0
11/27	@ Indianapolis	W	P	3	24	8.0	13	0
12/04	@ Tampa Bay	W	S	1	21	21.0	21	0
12/11	ATLANTA	L	S	2	53	26.5	44t	1
12/18	@ Houston	W	P	2	15	7.5	17	0
12/24	TAMPA BAY	W	S	0	0	0.0	0	0
01/01	@ New Orleans	L	P	0	0	0.0	0	0
TOTALS			16/13	45	540	12.0	44t	5

2010 CHICAGO

Date	Opp	W/L	P/S	Rec	Yds	Avg	Long	TD
09/12	DETROIT	W	S	4	37	9.3	13	0
09/19	@ Dallas	W	S	1	39	39.0	39t	1
09/27	GREEN BAY	W	P	5	64	12.8	21	1
10/03	@ New York Giants	L	S	5	39	7.8	19	0
10/10	@ Carolina	W	P	0	0	0.0	0	0
10/17	SEATTLE	L	S	0	0	0.0	0	0
10/24	WASHINGTON	L	S	3	43	14.3	23	0
11/07	@ Buffalo	W	S	3	29	9.7	18	0
11/14	MINNESOTA	W	S	3	31	10.3	17t	1
11/18	@ Miami	W	S	4	40	10.0	12	0
11/28	PHILADELPHIA	W	P	1	9	9.0	9t	1
12/05	@ Detroit	W	S	1	5	5.0	5	0
12/12	NEW ENGLAND	L	S	1	6	6.0	6	0
12/20	@ Minnesota	W	S	4	28	7.0	11	0
12/26	NEW YORK JETS	W	S	1	5	5.0	5	0
01/02	@ Green Bay	L	S	5	29	5.8	7	0
TOTALS			16/13	41	404	9.9	39t	5

POSTSEASON

01/16	ARIZONA	W	S	3	113	37.7	58t	1
01/23	GREEN BAY	L	S	3	30	10.0	13	0
TOTALS			2/2	6	143	23.8	58t	1

2009 CHICAGO

Date	Opp	W/L	P/S	Rec	Yds	Avg	Long	TD
09/13	at Green Bay	L	S	1	8	8.0	8	0
09/20	PITTSBURGH	W	S	3	41	13.7	29	0
09/27	@ Seattle	W	S	5	44	8.8	19	1
10/04	DETROIT	W	S	1	1	1.0	1t	1
10/18	@ Atlanta	L	S	5	57	11.4	41	1
10/25	@ Cincinnati	L	S	4	24	6.0	8	0
11/01	CLEVELAND	W	S	3	40	13.3	16	0
11/08	ARIZONA	L	S	5	71	14.2	33t	3
11/12	@ San Francisco	L	S	7	75	10.7	20	0
11/22	PHILADELPHIA	L	S	6	42	7.0	11	0
11/29	@ Minnesota	L	S	7	45	6.4	9	0
12/06	ST. LOUIS	W	S	2	1	0.5	1	0
12/13	GREEN BAY	L	S	2	14	7.0	12	0
12/20	@ Baltimore	L	S	1	8	8.0	8	0
12/28	MINNESOTA	W	S	3	47	15.7	24	1
01/03	@ Detroit	W	P	5	94	18.8	34	1
TOTALS			16/15	60	612	10.2	41	8

2008 CHICAGO

Date	Opp	W/L	P/S	Rec	Yds	Avg	Long	TD
09/07	@ Indianapolis	W	S	2	36	18.0	29	0
09/14	@ Carolina	L	P	2	7	3.5	9	0
09/21	TAMPA BAY	L	P	2	16	8.0	10	0
09/28	PHILADELPHIA	W	P	4	35	8.8	19t	1
10/05	@ Detroit	W	P	3	87	29.0	52	0
10/12	@ Atlanta	L	P	3	41	13.7	22	0
10/19	MINNESOTA	W	P	6	74	12.3	19	1
11/02	DETROIT	W	S	2	10	5.0	14	0
11/09	TENNESSEE	L	S	5	40	8.0	11	0
11/16	@ Green Bay	L	P	4	45	11.3	18	0
11/23	@ St. Louis	W	P	0	0	0.0	0	0
11/30	@ Minnesota	L	S	1	7	7.0	7	0
12/07	JACKSONVILLE	W	P	3	52	17.3	25	1
12/11	NEW ORLEANS	W	S	8	45	5.6	10	0
12/22	GREEN BAY	W	S	5	49	9.8	17	1
12/28	@ Houston	L	S	4	30	7.5	10	1
TOTALS			16/7	54	574	10.6	52	5

2007 CHICAGO

Date	Opp	W/L	P/S	Rec	Yds	Avg	Long	TD
09/09	@ San Diego	L		INACTIVE - KNEE				
09/16	KANSAS CITY	W		INACTIVE - KNEE				
09/23	DALLAS	L	P	2	28	14.0	21	0
09/30	@ Detroit	L	P	0	0	0.0	0	0
10/07	@ Green Bay	W	P	4	57	14.3	27	1
10/14	MINNESOTA	L	S	5	63	12.6	31	0
10/21	@ Philadelphia	W	P	4	48	12.0	20	0
10/28	DETROIT	L	S	6	59	9.8	20t	1
11/11	@ Oakland	W	P	0	0	0.0	0	0
11/18	@ Seattle	L	S	7	43	6.1	9	0
11/25	DENVER	W	P	1	10	10.0	10	0
12/02	NEW YORK GIANTS	L	P	2	7	3.5	4	0
12/06	@ Washington	L	P	3	31	10.3	20	0
12/17	@ Minnesota	L	P	2	18	9.0	13	0
12/23	GREEN BAY	W	P	1	10	10.0	10	0
12/30	NEW ORLEANS	W	S	2	17	8.5	12	0
TOTALS			14/4	39	391	10.0	31	2

KEALOHA PILARES

WIDE RECEIVER • HAWAII

THIRD NFL SEASON
THIRD PANTHERS SEASON



81

Ht: 5-10 Wt: 205 • Born: February 20, 1988 • NFL Games Played/Started: 20/0 • Acquired: D5-11

PRO CAREER

- Averaged a team-high 24.0 yards on nine kickoff returns for 216 yards, including a long of 28 yards in 2012.
- Made first career reception on a six-yard catch vs. New Orleans (9/16/12).
- Scored first career receiving touchdown on a 36-yard wide receiver screen at Atlanta (9/30/12).
- Played in 12 games as a rookie in 2011, seeing action as Carolina's primary kickoff returner...Led the Panthers and ranked fifth in the NFC with a 25.7-yard kickoff return average on 23 returns for 590 yards with a 101-yard touchdown.
- Earned NFC Special Teams Player of the Week at Detroit (11/20/11) after setting a team record with 101-yard kickoff return for touchdown and tying the team record for highest kickoff return average of 46.67 yards.

TRANSACTIONS: Selected by Carolina in the fifth round (132nd overall) of the 2011 NFL Draft (4/30/11).

GP/GS: Career (20/0); 2012 (8/0); 2011 (12/0).

2012: Played in eight games for Carolina...Placed on injured reserve with an injured right shoulder (11/6)...Averaged a team-high 24.0 yards per kickoff return on nine returns for 216 yards, including a long of 28 yards...Logged three special teams tackles...Caught two passes for 42 yards and one touchdown...Rushed once for 17 yards...**Vs. New Orleans (9/16):** Made first career reception on a six-

yard catch...**At Atlanta (9/30):** Scored first career touchdown on a 36-yard wide receiver screen...**At Washington (11/4):** Suffered a season-ending right shoulder injury.

COLLEGE: Played in 47 games with 31 starts at Hawaii...Totaled 209 receptions for 2,491 yards and 22 touchdowns...Produced eight career 100-yard receiving efforts...Returned five punts for 31 yards and seven kickoffs for 156 yards...Second-team All-Western Athletic Conference selection as a senior in 2010...Key member of the nation's top-ranked passing offense, which averaged 394.3 yards per game...Finished second on the Warriors with 88 catches for 1,306 yards – the fifth-highest single-season total in school history – and 15 touchdowns...Stood seventh in the nation with an average of 100.5 yards per game...Set a school record with 18 receptions and accumulated a career-high 217 yards against Louisiana Tech...Made the transition from running back to wide receiver as a junior in 2009...Placed second on the team with 66 catches for 690 yards and four touchdowns...Scored a team-leading seven touchdowns as a sophomore in 2008...Led the team in rushing with 388 yards and two touchdowns on 68 carries as a freshman in 2007.

PERSONAL: Attended Damien Memorial HS in Wahiawa, Hawaii...Majored in kinesiology and recreation science at Hawaii...Four-time academic All-Western Athletic Conference honoree...Name is pronounced KAY-ah-low-hah pih-LAR-us.

KEALOHA PILARES CAREER STATISTICS

Year	Team	GP	GS	RECEIVING					RUSHING				
				No	Yds	Avg	Lg	TD	No	Yds	Avg	Lg	TD
2011	Carolina	12	0	0	0	0.0	0	0	0	0	0.0	0	0
2012	Carolina	8	0	2	42	21.0	36t	1	1	17	17.0	12	0
Totals		20	0	2	42	21.0	36t	1	1	17	17.0	12	0

Year	Team	KICKOFF RETURNS					PUNT RETURNS				
		No	Yds	Avg	Lg	TD	No	Yds	Avg	Lg	TD
2011	Carolina	23	590	25.7	101t	1	0	0	0.0	0	0
2012	Carolina	9	216	24.0	28	0	0	0	0.0	0	0
Totals		32	806	25.2	101t	1	0	0	0.0	0	0

ADDITIONAL STATISTICS

SPECIAL TEAMS TACKLES: 2011 (8) 2012 (3).

ADMINISTRATION
& COACHES

KEALOHA
PILARES

ROOKIES

2012 IN REVIEW

RECORDS

TEAM HISTORY

REFERENCE

SINGLE-GAME CAREER HIGHS

RECEPTIONS	1	two times, last vs. Atlanta (9/30/12)
RECEIVING YARDS	36	vs. Atlanta (9/30/12)
LONG RECEPTION	36t	vs. Atlanta (9/30/12)
RECEIVING TDS	1	vs. Atlanta (9/30/12)
KICKOFF RETURNS	4	two times, last vs. Atlanta (12/11/11)
KICKOFF RETURN YARDS	140	at Detroit (11/20/11)
KICKOFF RETURN TDS	1	at Detroit (11/20/11)
LONG KICKOFF RETURN	101t	at Detroit (11/20/11)

KEALOHA PILARES GAME-BY-GAME

2012 CAROLINA

Date	Opp	W/L	P/S	RECEIVING					RUSHING					PUNT RETURNS					KICKOFF RETURNS					Total
				Rec	Yds	Avg	LG	TD	Rsh	Yds	Avg	LG	TD	PR	Yds	Avg	LG	TD	KOR	Yds	Avg	LG	TD	Yds
09/09	@ TB	L	P	-	-	-	-	-	1	5	5.0	5	0	-	-	-	-	-	-	-	-	-	-	5
09/16	NO	W	P	1	6	6.0	6	0	-	-	-	-	-	-	-	-	-	-	-	-	-	-	-	6
09/20	NYG	L	P	-	-	-	-	-	-	-	-	-	-	-	-	-	-	-	-	-	-	-	-	-
09/30	@ Atl	L	P	1	36	36.0	36t	1	-	-	-	-	-	-	-	-	-	-	2	55	27.5	28	0	91
10/07	SEA	L	P	-	-	-	-	-	0	12	-	12	0	-	-	-	-	-	3	64	21.3	25	0	76
10/21	DAL	L	P	-	-	-	-	-	-	-	-	-	-	-	-	-	-	-	2	48	24.0	27	0	48
10/28	@ Chi	L	P	-	-	-	-	-	-	-	-	-	-	-	-	-	-	-	-	-	-	-	-	-
11/04	@ Was	W	P	-	-	-	-	-	-	-	-	-	-	-	-	-	-	-	2	49	24.5	27	0	49
11/11	DEN	L							INJURED RESERVE - SHOULDER															
11/18	TB	L							INJURED RESERVE - SHOULDER															
11/26	@ Phi	W							INJURED RESERVE - SHOULDER															
12/02	@ KC	L							INJURED RESERVE - SHOULDER															
12/09	ATL	W							INJURED RESERVE - SHOULDER															
12/16	@ SD	W							INJURED RESERVE - SHOULDER															
12/23	OAK	W							INJURED RESERVE - SHOULDER															
12/30	@ NO	W							INJURED RESERVE - SHOULDER															
TOTALS			8/0	2	42	21.0	36t	1	1	17	17.0	12	0	0	0	0.0	0	0	9	216	24.0	28	0	275

2011 CAROLINA

Date	Opp	W/L	P/S	RECEIVING					RUSHING					PUNT RETURNS					KICKOFF RETURNS					Total
				Rec	Yds	Avg	LG	TD	Rsh	Yds	Avg	LG	TD	PR	Yds	Avg	LG	TD	KOR	Yds	Avg	LG	TD	Yds
09/11	@ Ari	L							INACTIVE															
09/18	GB	L							INACTIVE															
09/25	JAC	W							INACTIVE															
10/02	@ Chi	L	P	-	-	-	-	-	-	-	-	-	-	-	-	-	-	-	-	-	-	-	-	-
10/09	NO	L	P	-	-	-	-	-	-	-	-	-	-	-	-	-	-	-	2	36	18.0	21	0	36
10/16	@ Atl	L	P	-	-	-	-	-	-	-	-	-	-	-	-	-	-	-	4	88	22.0	23	0	88
10/23	WAS	W	P	-	-	-	-	-	-	-	-	-	-	-	-	-	-	-	1	15	15.0	15	0	15
10/30	MIN	L	P	-	-	-	-	-	-	-	-	-	-	-	-	-	-	-	3	61	20.3	27	0	61
11/13	TEN	L	P	-	-	-	-	-	-	-	-	-	-	-	-	-	-	-	-	-	-	-	-	-
11/20	@ Det	L	P	-	-	-	-	-	-	-	-	-	-	-	-	-	-	-	3	140	46.7	101t	1	140
11/27	@ Ind	W	P	-	-	-	-	-	-	-	-	-	-	-	-	-	-	-	2	100	50.0	76	0	100
12/04	@ TB	W							INACTIVE - THIGH															
12/11	ATL	L	P	-	-	-	-	-	-	-	-	-	-	-	-	-	-	-	4	75	18.8	26	0	75
12/18	@ Hou	W	P	-	-	-	-	-	-	-	-	-	-	-	-	-	-	-	1	21	21.0	21	0	21
12/24	TB	W	P	-	-	-	-	-	-	-	-	-	-	-	-	-	-	-	1	17	17.0	17	0	17
01/01	@ NO	L	P	-	-	-	-	-	-	-	-	-	-	-	-	-	-	-	2	37	18.5	20	0	37
TOTALS			12/0	0	0	0.0	0	0	0	0	0	0	0	0	0	0.0	0	0	23	590	25.7	101t	1	590

TAUREN POOLE

RUNNING BACK • TENNESSEE

SECOND NFL SEASON
SECOND PANTHERS SEASON



Ht: 5-10 Wt: 210 • Born: October 19, 1989 • NFL Games Played/Started: 0/0 • Acquired: FA-12

PRO CAREER

• Spent entire rookie season in 2012 on injured reserve with injured ribs suffered during the preseason.

TRANSACTIONS: Placed on injured reserve with injured ribs by Carolina (9/1/12)...Waived/injured by Carolina (8/31/12)...Signed as an undrafted rookie free agent by Carolina (5/11/12).

GP/GS: Career (0/0); 2012 (IR).

2012: Signed as an undrafted rookie free agent by Carolina (5/11)...Spent the entire season on injured reserve with injured ribs suffered during the preseason...Rushed for 56 yards and one touchdown on 11 attempts and made four catches for 37 yards in two preseason games.

COLLEGE: Played in 50 games with 25 starts at Tennessee...Rushed for 1,898 yards and 16 touchdowns on 423

carries...Generated nine 100-yard rushing efforts...Posted 45 receptions for 343 yards and one touchdown...Led the Volunteers with 693 yards and five touchdowns on 187 attempts as a senior in 2011...As a junior in 2010, led the Volunteers in rushing with 1,034 yards and 11 touchdowns on 204 carries...Tied for the Southeastern Conference lead with six 100-yard rushing games...Scored a team-high 12 total touchdowns and 72 points...Became the first player in 41 games to gain more than 100 rushing yards against Alabama with 117...Carried 10 times for 85 yards as a sophomore in 2009...Logged 86 yards on 22 attempts as a freshman in 2008.

PERSONAL: Attended Stephens County HS in Toccoa, Ga.... Majored in sports management at Tennessee...First name is pronounced TOR-in.

TAUREN POOLE CAREER STATISTICS

Year	Team	GP	GS	RUSHING					RECEIVING				
				Att	Yds	Avg	Lg	TD	No	Yds	Avg	Lg	TD
2012	Carolina			INJURED/RESERVE - RIBS									
Totals		0	0	0	0	0.0	0	0	0	0	0.0	0	0

ADMINISTRATION
& COACHES

TAUREN
POOLE

ROOKIES

2012 IN REVIEW

RECORDS

TEAM HISTORY

REFERENCE

ANDERSON RUSSELL

SAFETY • OHIO STATE

THIRD NFL SEASON
SECOND PANTHERS SEASON



40

Ht: 6-0 Wt: 205 • Born: May 30, 1987 • NFL Games Played/Started: 8/0 • Acquired: FA-12

PRO CAREER

- Played in six games for Miami and Carolina in 2012... Notched one special teams tackle.
- Spent entire 2011 season on Miami's practice squad.
- Played in two games for Washington in 2010... Logged two special teams tackles.
- Made NFL debut vs. Philadelphia (11/15/10).

TRANSACTIONS: Signed as a free agent from practice squad by Carolina (12/11/12)...Signed to practice squad by Carolina (12/6/12)...Waived by Miami (12/4/12)...Signed as a free agent from practice squad by Miami (11/3/12)...Signed to practice squad by Miami (10/8/12)...Terminated from practice squad by Miami (10/5/12)...Signed to practice squad by Miami (9/2/12)...Waived by Miami (8/31/12)...Signed as a free agent by Miami (1/3/12)...Signed to practice squad by Miami (9/7/11)...Waived by Washington (9/3/11)...Placed on injured reserve with an injured right knee by Washington (11/23/10)...Signed as a free agent from practice squad by Washington (11/8/10)...Signed to practice squad by Washington (9/6/10)...Waived by Washington (9/4/10)...Signed as an undrafted rookie free agent by Washington (4/28/10).

GP/GS: Career (8/0); 2012 (6/0); 2010 (2/0).

2012: Played in six games for Miami and Carolina...Spent six of the first seven games on the Dolphins' practice squad...Elevated to the active roster (11/3) and played in three games before being waived (12/4)...Signed to the Panthers' practice squad (12/6)...Promoted to the active roster (12/11) when safety Haruki Nakamura was placed on injured reserve...Played in the last three games and notched one special teams tackle.

COLLEGE: Played in 44 games with 33 starts at Ohio State...Totaled 195 tackles, three sacks, six interceptions, 11 passes defended, five forced fumbles and three fumble recoveries...As a senior in 2009, posted 49 tackles, three interceptions, three passes defended, one forced fumble and one fumble recovery...As a junior in 2008, compiled 67 tackles, two interceptions and three passes defended...Tied for first on the Buckeyes with three forced fumbles and two fumble recoveries...All-Big Ten Conference honorable mention as a sophomore in 2007...Recorded 63 tackles, three sacks, five passes defended and one forced fumble...Played in five games as a freshman in 2006 before suffering a season-ending knee injury...Redshirted as a true freshman in 2005.

PERSONAL: Attended Marist HS in Atlanta, Ga....Majored in communications at Ohio State.

ANDERSON RUSSELL CAREER STATISTICS

Year	Team	GP/GS	Tot	T	A	Sack	Yds	INT	Yds	Lg	TD	PD	FF	FR	Yds
2010	Washington	2/0	0	0	0	0.0	0.0	0	0	0	0	0	0	0	0
2012	Miami/Car.	6/0	0	0	0	0.0	0.0	0	0	0	0	0	0	0	0
Totals		8/0	0	0	0	0.0	0.0	0	0	0	0	0	0	0	0

ADDITIONAL STATISTICS

SPECIAL TEAMS TACKLES: 2010 (2); 2012 (1).

ADMIN &
COACHES

ANDERSON
RUSSELL

ROOKIES

2012 IN REVIEW

RECORDS

TEAM HISTORY

REFERENCE

ANDERSON RUSSELL GAME-BY-GAME

2012 CAROLINA

Date	Opp	W/L	P/S	T	S	A	SACK	QBP	FR	FF	PD	INT	YDS	LG	TD
12/09	ATLANTA	W						practice squad							
12/16	@ San Diego	W	P	0	0	0	0.0	0	0	0	0	-	-	-	0
12/23	OAKLAND	W	P	0	0	0	0.0	0	0	0	0	-	-	-	0
12/30	@ New Orleans	W	P	0	0	0	0.0	0	0	0	0	-	-	-	0
TOTALS			3/0	0	0	0	0.0	0	0	0	0	0	0	0	0

2012 MIAMI

Date	Opp	W/L	P/S	T	S	A	SACK	QBP	FR	FF	PD	INT	YDS	LG	TD
09/09	@ Houston	L						practice squad							
09/16	OAKLAND	W						practice squad							
09/23	NEW YORK JETS	L						practice squad							
09/30	@ Arizona	L						practice squad							
10/07	@ Cincinnati	W						not with team							
10/14	ST. LOUIS	W						practice squad							
10/28	@ New York Jets	W						practice squad							
11/04	@ Indianapolis	L						INACTIVE							
11/11	TENNESSEE	L						INACTIVE							
11/15	@ Buffalo	L	P	0	0	0	0.0	0	0	0	0	-	-	-	0
11/25	SEATTLE	W	P	0	0	0	0.0	0	0	0	0	-	-	-	0
12/02	NEW ENGLAND	L	P	0	0	0	0.0	0	0	0	0	-	-	-	0
TOTALS			3/0	0	0	0	0.0	0	0	0	0	0	0	0	0

2010 WASHINGTON

Date	Opp	W/L	P/S	T	S	A	SACK	QBP	FR	FF	PD	INT	YDS	LG	TD
09/12	DALLAS	W						practice squad							
09/19	HOUSTON	L						practice squad							
09/26	@ St. Louis	L						practice squad							
10/03	@ Philadelphia	W						practice squad							
10/10	GREEN BAY	W						practice squad							
10/17	INDIANAPOLIS	L						practice squad							
10/24	@ Chicago	W						practice squad							
10/31	@ Detroit	L						practice squad							
11/15	PHILADELPHIA	L	P	0	0	0	0.0	0	0	0	0	-	-	-	0
11/21	@ Tennessee	W	P	0	0	0	0.0	0	0	0	0	-	-	-	0
11/28	MINNESOTA	L						INJURED RESERVE - KNEE							
12/05	@ New York Giants	L						INJURED RESERVE - KNEE							
12/12	TAMPA BAY	L						INJURED RESERVE - KNEE							
12/19	@ Dallas	L						INJURED RESERVE - KNEE							
12/26	@ Jacksonville	W						INJURED RESERVE - KNEE							
01/02	NEW YORK GIANTS	L						INJURED RESERVE - KNEE							
TOTALS			2/0	0	0	0	0.0	0	0	0	0	0	0	0	0

ADMINISTRATION
& COACHES

ANDERSON
RUSSELL

ROOKIES

2012 IN REVIEW

RECORDS

TEAM HISTORY

REFERENCE

JORDAN SENN

LINEBACKER • PORTLAND STATE

SIXTH NFL SEASON
FIFTH PANTHERS SEASON



Ht: 5-11 Wt: 225 • Born: June 11, 1984 • NFL Games Played/Started: 69/7 [1/0] • Acquired: FA-09

PRO CAREER

- Played in 16 games for Carolina in 2012...Ranked second on the team with 15 special teams tackles.
- Played in 16 games with a career-high seven starts for Carolina in 2011, producing a career-high 73 tackles in addition to his first career interception.
- Tallied his first career interception and established a single-game career high with 14 tackles at Houston (12/18/11)...Later equaled career high with 14 tackles vs. Tampa Bay (12/24/11).
- Played in 14 games in 2010, collecting eight tackles on defense and nine tackles on special teams.
- Saw action in six contests primarily on special teams after being signed by Carolina (11/24/09)...Ranked third on club with 12 special teams tackles...Also played in two games for Indianapolis.
- Played in 15 games for Indianapolis in 2008, totaling 16 special teams tackles...Also saw action in one post-season contest.

TRANSACTIONS: Signed to contract extension by Carolina (3/11/13)...Re-signed as an unrestricted free agent by Carolina (4/12/12)...Signed as a free agent by Carolina (11/24/09)...Waived by Indianapolis (10/6/09)...Signed as a free agent by Indianapolis (9/23/09)...Waived by Indianapolis (9/7/09)...Signed as an undrafted rookie free agent by Indianapolis (5/2/08).

GP/GS: Career (69/7) [1/0]; 2012 (16/0); 2011 (16/7); 2010 (14/0); 2009 (8/0); 2008 (15/0) [1/0].

2012: Played in 16 games for Carolina...Ranked second on the team with 15 special teams tackles.

COLLEGE: Played in 43 games with 34 starts at Portland State...Produced 320 tackles, the second-highest total in school history...Finished 10th in the nation with 127 tackles as a senior in 2007...First-team All-Big Sky Conference special teamer and Vikings co-special teams most valuable player as a freshman in 2004.

PERSONAL: Attended Beaverton (Ore.) HS...Majored in physical activity and exercise science at Portland State.

JORDAN SENN CAREER STATISTICS

Year	Team	GP/GS	Tot	T	A	Sack	Yds	INT	Yds	Lg	TD	PD	FF	FR	Yds
2008	Indianapolis	15/0	7	5	2	0.0	0.0	0	0	0	0	0	0	0	0
2009	Ind./Carolina	8/0	7	5	2	0.0	0.0	0	0	0	0	0	0	0	0
2010	Carolina	14/0	8	4	4	0.0	0.0	0	0	0	0	0	0	0	0
2011	Carolina	16/7	73	52	21	0.0	0.0	1	21	21	0	1	2	0	0
2012	Carolina	16/0	0	0	0	0.0	0.0	0	0	0	0	0	0	0	0
Totals		69/7	95	66	29	0.0	0.0	1	21	21	0	1	2	0	0

POSTSEASON

Year	Team	GP/GS	Tot	T	A	Sack	Yds	INT	Yds	Lg	TD	PD	FF	FR	Yds
2008	Indianapolis	1/0	0	0	0	0.0	0.0	0	0	0	0	0	0	0	0
Totals		1/0	0	0	0	0.0	0.0	0	0	0	0	0	0	0	0

ADDITIONAL STATISTICS

SPECIAL TEAMS TACKLES: 2008 (16); 2008 Postseason (1); 2009 (13); 2010 (9); 2011 (11); 2012 (15).

SINGLE-GAME CAREER HIGHS

TACKLES	14	two times, last vs. Tampa Bay (12/24/11)
INTERCEPTIONS	1	at Houston (12/18/11)
FORCED FUMBLES	1	two times, last at Houston (12/18/11)

JORDAN SENN GAME-BY-GAME

2012 CAROLINA

Date	Opp	W/L	P/S	T	S	A	SACK	QBP	FR	FF	PD	INT	YDS	LG	TD
09/09	@ Tampa Bay	L	P	0	0	0	0.0	0	0	0	0	-	-	-	0
09/16	NEW ORLEANS	W	P	0	0	0	0.0	0	0	0	0	-	-	-	0
09/20	NEW YORK GIANTS	L	P	0	0	0	0.0	0	0	0	0	-	-	-	0
09/30	@ Atlanta	L	P	0	0	0	0.0	0	0	0	0	-	-	-	0
10/07	SEATTLE	L	P	0	0	0	0.0	0	0	0	0	-	-	-	0
10/21	DALLAS	L	P	0	0	0	0.0	0	0	0	0	-	-	-	0
10/28	@ Chicago	L	P	0	0	0	0.0	0	0	0	0	-	-	-	0
11/04	@ Washington	W	P	0	0	0	0.0	0	0	0	0	-	-	-	0
11/11	DENVER	L	P	0	0	0	0.0	0	0	0	0	-	-	-	0
11/18	TAMPA BAY	L	P	0	0	0	0.0	0	0	0	0	-	-	-	0
11/26	@ Philadelphia	W	P	0	0	0	0.0	0	0	0	0	-	-	-	0
12/02	@ Kansas City	L	P	0	0	0	0.0	0	0	0	0	-	-	-	0
12/09	ATLANTA	W	P	0	0	0	0.0	0	0	0	0	-	-	-	0
12/16	@ San Diego	W	P	0	0	0	0.0	0	0	0	0	-	-	-	0
12/23	OAKLAND	W	P	0	0	0	0.0	0	0	0	0	-	-	-	0
12/30	@ New Orleans	W	P	0	0	0	0.0	0	0	0	0	-	-	-	0
TOTALS			16/0	0	0	0	0.0	0	0	0	0	0	0	0	0

2011 CAROLINA

Date	Opp	W/L	P/S	T	S	A	SACK	QBP	FR	FF	PD	INT	YDS	LG	TD
09/11	@ Arizona	L	P	0	0	0	0.0	0	0	0	0	-	-	-	0
09/18	GREEN BAY	L	P	0	0	0	0.0	0	0	0	0	-	-	-	0
09/25	JACKSONVILLE	W	P	0	0	0	0.0	0	0	0	0	-	-	-	0
10/02	@ Chicago	L	P	0	0	0	0.0	0	0	0	0	-	-	-	0
10/09	NEW ORLEANS	L	P	0	0	0	0.0	0	0	0	0	-	-	-	0
10/16	@ Atlanta	L	P	0	0	0	0.0	0	0	0	0	-	-	-	0
10/23	WASHINGTON	W	P	0	0	0	0.0	0	0	0	0	-	-	-	0
10/30	MINNESOTA	L	P	1	0	1	0.0	0	0	0	0	-	-	-	0
11/13	TENNESSEE	L	P	1	1	0	0.0	0	0	0	0	-	-	-	0
11/20	@ Detroit	L	S	7	4	3	0.0	0	0	1	0	-	-	-	0
11/27	@ Indianapolis	W	S	11	7	4	0.0	0	0	0	0	-	-	-	0
12/04	@ Tampa Bay	W	S	5	3	2	0.0	0	0	0	0	-	-	-	0
12/11	ATLANTA	L	S	10	6	4	0.0	0	0	0	1	-	-	-	0
12/18	@ Houston	W	S	14	11	3	0.0	1	0	1	0	1	21	21	0
12/24	TAMPA BAY	W	S	14	11	3	0.0	0	0	0	0	-	-	-	0
01/01	@ New Orleans	L	S	10	9	1	0.0	0	0	0	0	-	-	-	0
TOTALS			16/7	73	52	21	0.0	1	0	2	1	1	21	21	0

ADMINISTRATION
& COACHES

JORDAN
SENN

ROOKIES

2012 IN REVIEW

RECORDS

TEAM HISTORY

REFERENCE

2010 CAROLINA

Date	Opp	W/L	P/S	T	S	A	SACK	QBP	FR	FF	PD	INT	YDS	LG	TD
09/12	@ New York Giants	L						INACTIVE - ANKLE							
09/19	TAMPA BAY	L						INACTIVE - ANKLE							
09/26	CINCINNATI	L	P	0	0	0	0.0	0	0	0	0	-	-	-	0
10/03	@ New Orleans	L	P	0	0	0	0.0	0	0	0	0	-	-	-	0
10/10	CHICAGO	L	P	0	0	0	0.0	0	0	0	0	-	-	-	0
10/24	SAN FRANCISCO	W	P	0	0	0	0.0	0	0	0	0	-	-	-	0
10/31	@ St. Louis	L	P	0	0	0	0.0	0	0	0	0	-	-	-	0
11/07	NEW ORLEANS	L	P	0	0	0	0.0	0	0	0	0	-	-	-	0
11/14	@ Tampa Bay	L	P	0	0	0	0.0	0	0	0	0	-	-	-	0
11/21	BALTIMORE	L	P	0	0	0	0.0	0	0	0	0	-	-	-	0
11/28	@ Cleveland	L	P	0	0	0	0.0	0	0	0	0	-	-	-	0
12/05	@ Seattle	L	P	0	0	0	0.0	0	0	0	0	-	-	-	0
12/12	ATLANTA	L	P	8	4	4	0.0	0	0	0	0	-	-	-	0
12/19	ARIZONA	W	P	0	0	0	0.0	0	0	0	0	-	-	-	0
12/23	@ Pittsburgh	L	P	0	0	0	0.0	0	0	0	0	-	-	-	0
01/02	@ Atlanta	L	P	0	0	0	0.0	0	0	0	0	-	-	-	0
TOTALS			14/0	8	4	4	0.0	0	0	0	0	0	0	0	0

2009 CAROLINA

Date	Opp	W/L	P/S	T	S	A	SACK	QBP	FR	FF	PD	INT	YDS	LG	TD
11/29	@ New York Jets	L	P	0	0	0	0.0	0	0	0	0	-	-	-	0
12/06	TAMPA BAY	W	P	0	0	0	0.0	0	0	0	0	-	-	-	0
12/13	@ New England	L	P	0	0	0	0.0	0	0	0	0	-	-	-	0
12/20	MINNESOTA	W	P	0	0	0	0.0	0	0	0	0	-	-	-	0
12/27	@ New York Giants	W	P	0	0	0	0.0	0	0	0	0	-	-	-	0
01/03	NEW ORLEANS	W	P	0	0	0	0.0	0	0	0	0	-	-	-	0
TOTALS			6/0	0	0	0	0.0	0	0	0	0	0	0	0	0

2009 INDIANAPOLIS

Date	Opp	W/L	P/S	T	S	A	SACK	QBP	FR	FF	PD	INT	YDS	LG	TD
09/27	@ Arizona	W	P	6	4	2	0.0	0	0	0	0	-	-	-	0
10/4	SEATTLE	W	P	1	1	0	0.0	0	0	0	0	-	-	-	0
TOTALS			2/0	7	5	2	0.0	0	0	0	0	0	0	0	0

2008 INDIANAPOLIS

Date	Opp	W/L	P/S	T	S	A	SACK	QBP	FR	FF	PD	INT	YDS	LG	TD
9/7	CHICAGO	L	P	0	0	0	0.0	0	0	0	0	0	-	-	0
9/14	@ Minnesota	W	P	0	0	0	0.0	0	0	0	0	0	-	-	0
9/21	JACKSONVILLE	L	P	0	0	0	0.0	0	0	0	0	0	-	-	0
10/5	@ Houston	W	P	0	0	0	0.0	0	0	0	0	0	-	-	0
10/12	BALTIMORE	W	P	1	1	0	0.0	0	0	0	0	0	-	-	0
10/19	@ Green Bay	L	P	0	0	0	0.0	0	0	0	0	0	-	-	0
10/27	@ Tennessee	L	P	0	0	0	0.0	0	0	0	0	0	-	-	0
11/2	NEW ENGLAND	W	P	0	0	0	0.0	0	0	0	0	0	-	-	0
11/9	@ Pittsburgh	W	P	0	0	0	0.0	0	0	0	0	0	-	-	0
11/16	HOUSTON	W	P	0	0	0	0.0	0	0	0	0	0	-	-	0
11/23	@ San Diego	W	P	0	0	0	0.0	0	0	0	0	0	-	-	0
11/30	@ Cleveland	W	P	1	1	0	0.0	0	0	0	0	0	-	-	0
12/7	CINCINNATI	W	P	3	2	1	0.0	0	0	0	0	0	-	-	0
12/14	DETROIT	W	P	0	0	0	0.0	0	0	0	0	0	-	-	0
12/18	@ Jacksonville	W	P	0	0	0	0.0	0	0	0	0	0	-	-	0
12/28	TENNESSEE	W	P	2	1	1	0.0	0	0	0	0	0	-	-	0
TOTALS			16/0	7	5	2	0.0	0	0	0	0	0	0	0	0

AMINI SILATOLU

GUARD • MIDWESTERN STATE

SECOND NFL SEASON
SECOND PANTHERS SEASON



Ht: 6-4 Wt: 315 • Born: September 16, 1988 • NFL Games Played/Started: 15/15 • Acquired: D2-12

PRO CAREER

• *Pro Football Weekly/PFWA* All-Rookie selection in 2012 after starting 15 games at left guard for Carolina.

• Contributed to Carolina offense in 2012 that produced 5,771 total net yards and 328 first downs, the second-highest totals in team history.

• Opened holes and provided protection for the Panthers to set a team record with 29 first downs – 13 rushing, 12 passing and four via penalty – at San Diego (12/16/12).

TRANSACTIONS: Placed on injured reserve with an injured left wrist by Carolina (12/26/12)...Selected in the second round (40th overall) of the NFL Draft by Carolina (4/27/12).

GP/GS: Career (15/15); 2012 (15/15).

2012: Selected in the second round (40th overall) of the NFL Draft by Carolina...Started 15 games at left guard...Suffered a dislocated left wrist versus Oakland (12/23) and was placed on injured reserve (12/26)...Contributed to offense that produced 5,771 total net yards and 328 first downs, the second-highest totals in team history...

HONORS: *Pro Football Weekly/PFWA* All-Rookie...**At Tampa Bay (9/9):** Joined fellow rookies Luke Kuechly and Josh Norman as opening day starters...**At San Diego (12/16):** Opened holes and provided protection for the Panthers to set a team record with 29 first downs – 13 rushing, 12 passing and four via penalty.

COLLEGE: Played final two seasons at Midwestern State – starting 20-of-21 games at left tackle – following two years at San Joaquin Delta College...Most dominant blocker on the NCAA Division II level as a junior and senior...Delivered 182 knockdowns and 43 touchdown-resulting blocks...Allowed just one-half sack and one quarterback pressure in 560 pass plays...First-team Division II All-American, Lone Star Conference Offensive Lineman of the Year and first-team All-Lone Star Conference choice as a senior in 2011...One of only two NCAA Division II players invited to the Senior Bowl...Second-team Division II All-American, Lone Star Conference Co-Offensive Lineman of the Year and first-team All-Lone Star Conference selection as a junior in 2010...Signed with Nevada in 2009 but did not play...Started 10 games at left tackle for San Joaquin Delta College as a sophomore in 2009...Earned California Community College Coaches' Association first-team All-America, first-team Region II All-California and first-team All-Valley Conference honors in addition to capturing All-Valley Conference Offensive Lineman of the Year...Played in 10 games with nine starts at left tackle as a freshman in 2007 after playing both offensive and defensive line in high school.

PERSONAL: Attended West HS in Tracy, Calif....Majored in criminal justice at Midwestern State...Last name is pronounced sill-uh-TOE-lou.

ADMINISTRATION
& COACHES

AMINI
SILATOLU

ROOKIES

2012 IN REVIEW

RECORDS

TEAM HISTORY

REFERENCE

ARMOND SMITH

RUNNING BACK • UNION COLLEGE (Ky.)

SECOND NFL SEASON
SECOND PANTHERS SEASON



Ht: 5-9 Wt: 195 • Born: May 7, 1986 • NFL Games Played/Started: 7/0 • Acquired: FA-12

PRO CAREER

- Played in four games for Carolina in 2012 after spending the first 12 games on the practice squad...Returned six kickoffs for 131 yards with a long of 26 yards.
- Played in three games in a reserve role for Cleveland in 2011, rushing for two yards on three carries...Spent the final 12 weeks of the season on the practice squad.
- Made his NFL debut at Indianapolis (9/18/11).

TRANSACTIONS: Signed as a free agent from practice squad by Carolina (12/4/12)...Signed to practice squad by Carolina (9/1/12)...Waived by Carolina (8/31/12)...Signed as a free agent by Carolina (8/15/12)...Waived by Carolina (7/26/12)...Claimed off waivers by Carolina (5/15/12)...Waived by Cleveland (5/14/12)...Signed to practice squad by Cleveland (10/20/11)...Waived by Cleveland (10/18/11)...Signed as an undrafted rookie free agent by Cleveland (7/30/11).

GP/GS: Career (7/0); 2012 (4/0); 2011 (3/0).

2012: Played in four games for Carolina after spending the first 12 games on the practice squad...Signed from the practice squad (12/4) to provide depth at running back following an injury to Jonathan Stewart...Carried three times for no yards...Returned six kickoffs for 131 yards with a long of 26 yards...Notched three special teams tackles.

COLLEGE: Played final two seasons at Union (Ky.) College...Previously attended Hutchinson (Kan.) Community College and Shorter College, where he ran track but did not play football...Named Mid-South Conference West Offensive Player of the Year as a senior in 2010 after setting school records with 1,376 rushing yards and 16 rushing touchdowns on 152 carries...Spent time at running back and defensive back as a junior in 2009, logging 28 yards on five attempts, 11 tackles and one interception.

PERSONAL: Attended Redan HS in Stone Mountain, Ga.... Majored in sports management at Union (Ky.) College.

ARMOND SMITH CAREER STATISTICS

Year	Team	GP	GS	RUSHING					RECEIVING				
				Att	Yds	Avg	Lg	TD	No	Yds	Avg	Lg	TD
2011	Cleveland	3	0	3	2	0.7	6	0	0	0	0.0	0	0
2012	Carolina	4	0	3	0	0.0	3	0	0	0	0.0	0	0
Totals		7	0	6	2	0.3	6	0	0	0	0.0	0	0

Year	Team	KICKOFF RETURNS					PUNT RETURNS				
		No	Yds	Avg	Lg	TD	No	Yds	Avg	Lg	TD
2011	Cleveland	0	0	0.0	0	0	0	0	0.0	0	0
2012	Carolina	6	131	21.8	26	0	0	0	0.0	0	0
Totals		6	131	21.8	26	0	0	0	0.0	0	0

ADDITIONAL STATISTICS

SPECIAL TEAMS TACKLES: 2011 (1); 2012 (3).

ARMOND SMITH GAME-BY-GAME

2012 CAROLINA

RECEIVING										RUSHING					PUNT RETURNS					KICKOFF RETURNS					Total
Date	Opp	W/L	P/S	Rec	Yds	Avg	LG	TD	Rsh	Yds	Avg	LG	TD	PR	Yds	Avg	LG	TD	KOR	Yds	Avg	LG	TD	Yds	
09/09	@ TB	L								practice squad															
09/16	NO	W								practice squad															
09/20	NYG	L								practice squad															
09/30	@ Atl	L								practice squad															
10/07	SEA	L								practice squad															
10/21	DAL	L								practice squad															
10/28	@ Chi	L								practice squad															
11/04	@ Was	W								practice squad															
11/11	DEN	L								practice squad															
11/18	TB	L								practice squad															
11/26	@ Phi	W								practice squad															
12/02	@ KC	L								practice squad															
12/09	ATL	W	P	-	-	-	-	-	-	-	-	-	-	-	-	-	-	-	3	54	18.0	26	0	54	
12/16	@ SD	W	P	3	0	0.0	3	0	-	-	-	-	-	-	-	-	-	-	1	26	26.0	26	0	26	
12/23	OAK	W	P	-	-	-	-	-	-	-	-	-	-	-	-	-	-	-	1	26	26.0	26	0	26	
12/30	@ NO	W	P	-	-	-	-	-	-	-	-	-	-	-	-	-	-	-	1	25	25.0	25	0	25	
TOTALS				4/0	3	0	0.0	3	0	0	0	0.0	0	0	0	0	0.0	0	0	6	131	21.8	26	0	131

2011 CLEVELAND

Date	Opp	W/L	P/S	Rsh	Yds	Avg	LG	TD	Rec	Yds	Avg	LG	TD
09/11	CINCINNATI	L		DID NOT PLAY									
09/18	@ Indianapolis	W	P	0	0	0.0	0	0	0	0	0.0	0	0
09/25	MIAMI	W	P	2	2	1.0	6	0	0	0	0.0	0	0
10/02	TENNESSEE	L	P	1	0	0.0	0	0	0	0	0.0	0	0
10/16	@ Oakland	L		DID NOT PLAY									
TOTALS				3/0	3	2	0.7	6	0	0	0	0	0

STEVE SMITH

WIDE RECEIVER • UTAH

THIRTEENTH NFL SEASON
THIRTEENTH PANTHERS SEASON



PRO BOWLS: 5
2001, 2005, 2006, 2008, 2011

Ht: 5-9 Wt: 185 • Born: May 12, 1979 • NFL Games Played/Started: 167/146 [8/8] • Acquired: D3-01



ADMINISTRATION
& COACHES

STEVE
SMITH

ROOKIES

2012 IN REVIEW

RECORDS

TEAM HISTORY

REFERENCE

PRO CAREER

• **AMONG PANTHERS ALL-TIME LEADERS:** Franchise's all-time leader in touchdowns with 71, ahead of Muhsin Muhammad (50) and Wesley Walls (44)...Franchise leader with 63 receiving touchdowns...Franchise leader with 772 catches and 11,452 yards...One of 28 players in NFL history to reach 11,000 career receiving yards...Ranks first in team history with 43 100-yard receiving games in the regular season...Has made a catch in a team-record 91 consecutive games, dating to 2006...Stands second with 167 games played, 146 games started, 430 points scored and 14.83-yard receiving average...Totals place him 11th in NFL history for 100-yard receiving games, 23rd for receiving yards and 27th for catches...Five-time Pro Bowl selection (2001, 2005, 2006, 2008, 2011), tying him with Michael Bates and Julius Peppers for most Pro Bowl appearances in Panthers history...One of two players in franchise history to record 600 career receptions, joining Muhsin Muhammad, who has 696 receptions...Smith and Muhammad (9,255) are also the only two players in team history to amass more than 4,000 career receiving yards.

• **PANTHERS SINGLE-SEASON AND GAME RECORDS:** 18.2 yards per catch average in 2008 set franchise record...Established single-season records with 103 receptions, 1,563 receiving yards and nine 100-yard receiving games in 2005...Set single-game records with 14 receptions at Chicago (11/20/05) and 201 receiving yards versus Minnesota (10/30/05)...Three receiving scores at Miami (9/25/05) and versus Houston (9/16/07) tied single-game mark for touchdown receptions...12 touchdown receptions in 2005 matched the second-highest single-season total behind the 16 recorded by Muhsin Muhammad in 2004...Four consecutive 100-yard receiving games in 2005 stand second behind Patrick Jeffers' record of five in 1999.

• **AMONG PANTHERS ALL-TIME RETURN LEADERS:** Ranks first with six combined kick returns for a touchdown and four punt returns for a touchdown.

• **PANTHERS RETURN RECORDS:** Established single-season records as a rookie in 2001 with three combined kick returns for a touchdown and 1,795 combined kick return yards...Set single-game records with 252 kickoff return yards at St. Louis (11/11/01), including a 99-yarder for a touchdown, and 267 combined kick return yards...206 combined kick return yards versus New Orleans (10/14/01) rank as second-highest total in team history...87-yard punt return for a touchdown against Cincinnati (12/8/02) is a team record.

• **PANTHERS COMBINED NET YARDS RECORDS:** Franchise leader with 15,853 combined net yards...Owner of the four highest single-season combined net yards totals in team history, generating 1,994 yards as a rookie in 2001, 1,940 yards in 2005, 1,909 yards in 2002 and 1,900 yards in 2003...Responsible for the five highest single-game totals for combined net yards in team history with 313 yards versus Cincinnati (12/8/02), 269 yards at St. Louis (11/11/01), 232 yards versus Tennessee (10/19/03), 221 yards versus Minnesota (10/30/05) and 217 yards versus New Orleans (10/14/01).

• **AMONG NFL LEADERS FOR COMBINED NET YARDS:** Since the NFL adopted a 16-game schedule in 1978, only player to amass 1,900 combined net yards in each of his first three seasons after compiling a team-record 1,994 yards in 2001, 1,909 yards in 2002 and 1,900 yards in 2003...Joined Kansas City's Priest Holmes as the only two players in the NFL with 1,900 or more combined net yards in each season from 2001-03...5,803 combined net yards led all non-running backs in the NFL from 2001-03...Running backs he trailed were Holmes, who had 6,556 yards, San Diego's LaDarian Tomlinson, who had 6,145 yards, and Green Bay's Ahman Green, who had 5,864 yards...Ranked second in the NFL among non-running backs in 2003 with 1,900 combined net yards, trailing Dante Hall, who totaled 2,446 yards...Led all rookies and ranked fourth in NFL for combined net yards in 2001.

• **SMITH IN THE POSTSEASON:** In eight postseason games, Smith has totaled 47 receptions for 782 yards and seven touchdowns, five rushing attempts for 45 yards and one touchdown, seven punt returns for 73 yards and one touchdown and two kickoff returns for 41 yards...Postseason totals for receptions and receiving yards are the most in NFL history by a player after his first eight postseason games...With punt return for a touchdown in NFC Championship at Seattle (1/22/06), became first player in NFL history to score a touchdown on a pass reception, rush and punt return in the same postseason...27 receptions in 2005 postseason set NFL record, bettering mark of 23 by Anthony Carter in 1987...With 10 catches in the NFC Wild Card (1/8/06) and 12 receptions at Chicago (1/15/06) in the NFC Divisional Playoffs, became third player in NFL history to post 10 or more receptions in consecutive postseason contests, joining Tony Nathan (1984-85) and Jerry Rice (1994-95)...404 receiving yards during the 2003 postseason led NFL and were the most by a player during the postseason since Rice totalled 409 yards in 1988.

- Scored rushing touchdowns at New Orleans (12/18/05) and versus Dallas (10/29/06) and is one of only four active players (Josh Cribbs, Ted Ginn, Darren Sproles) to score a touchdown rushing, receiving, via kick return and via punt return.

- One of two players in Panthers history, along with Muhammad, to produce multiple 1,000-yard receiving campaigns after eclipsing the plateau in 2003, 2005, 2006, 2007, 2008, 2011 and 2012.

- **2005 "TRIPLE CROWN" WINNER:** Led NFL with 1,563 receiving yards and tied for first in the League with 103 receptions and 12 touchdown catches...Third player since the NFL merger in 1970 to lead or tie for the NFL lead in those three categories, matching the accomplishments of Jerry Rice with San Francisco in 1990 and Sterling Sharpe with Green Bay in 1992.

- In 2005, became first receiver in NFL history to produce three games in one season with 11 or more catches and 169 or more receiving yards.

- Responsible for eight games with 10 or more receptions, including the playoffs.

- Game-winning 69-yard touchdown in second overtime at St. Louis (1/10/04) during the NFC Divisional Playoffs is the second-longest play to end a playoff game in League history and concluded a contest that ranked as the fifth-longest in NFL history.

- Earned first career NFC Special Teams Player of the Week award versus Cincinnati (12/6/02) after setting Panthers marks with 153 punt return yards and two punt returns for touchdowns, including an 87-yarder that stands as the longest in team history.

- Became second player in NFL history to return two punts for touchdowns and catch a touchdown pass in the same game versus Cincinnati (12/6/02), amassing a team-record 313 combined net yards, a single-game total that ranked second in the NFL in 2002.

- Only rookie named All-Pro by *The Associated Press*, *Sports Illustrated*, *Pro Football Weekly*, *Football Digest* and *The Sporting News* in 2001.

- Only rookie elected to the 2001 Pro Bowl and first rookie named to the Pro Bowl as a kick returner or special teams player of any kind since returner Tyrone Hughes of the New Orleans Saints was chosen as the return man in 1993.

- Led NFC and ranked second in NFL with 25.6-yard kick-off return average in 2001.

- Only NFL player to return both a punt and kickoff for a touchdown during the 2001 season, marking a first in team history.

- Only player in the League to produce three combined kick returns for a touchdown in 2001, a total that tied for the second highest in NFL history.

- Returned first NFL kickoff 93 yards for a touchdown at Minnesota (9/9/01), a score that was the first in the NFL for the 2001 season, making him the first player to return a season-opening kickoff for a touchdown since 1980.

TRANSACTIONS: Signed to contract extension by Carolina (4/10/12)...Placed on injured reserve by Carolina with a broken left arm (1/1/10)...Reinstated to roster by Carolina (9/15/08)...Suspended for conduct detrimental to the team by Carolina (8/30/08)...Signed to contract extension by Carolina (5/8/07)...Placed on injured reserve by Carolina with a broken left fibula (10/27/04)...Signed to contract extension by Carolina (3/1/04)...Selected by Carolina in the third round (74th overall) of 2001 NFL Draft (4/21/01).

GP/GS: Career (167/146) [8/8]; 2012 (16/16); 2011 (16/16); 2010 (14/14); 2009 (15/15); 2008 (14/14) [1/1]; 2007 (15/15); 2006 (14/14). 2005 (16/16) [3/3]; 2004 (1/1); 2003 (16/11) [4/4]; 2002 (15/13); 2001 (15/1).

2012: Started 16 games for Carolina...Led the Panthers with 73 receptions and 1,174 yards with four touchdowns while becoming the 27th player in NFL history to amass 11,000 career receiving yards...Rushed for 27 yards on three attempts...Contributed to offense that produced 5,771 total net yards and 328 first downs, the second-highest totals in team history...Attained 1,000 yards receiving for the seventh time in career and second consecutive season...Compiled 100 yards receiving in five games with 106 at Tampa Bay (9/9), 104 versus New Orleans (9/16), 118 at Chicago (10/28), 120 at Kansas City (12/2) and 109 versus Atlanta (12/9)...Extended team-record consecutive game streak with a catch to 91...Ranks first in team history with 71 total touchdowns (63 receiving, 6 return, 2 rush), 63 receiving touchdowns, 772 receptions, 11,452 receiving yards and 43 games with 100 or more receiving yards...Stands second with 167 games played, 146 games started, 430 points scored and 14.83-yard receiving average...Totals place him 11th in NFL history for 100-yard receiving games, 23rd for receiving yards and 27th for catches...**Vs. New Orleans (9/16):** Posted an average of 34.7 yards per catch on three receptions for 104 yards...Marked the third-highest single-game average in team history (minimum three catches)...**Vs. Seattle (10/7):** Moved into second place for games played in franchise history with 156, surpassing the 155 games by wide receiver Muhsin Muhammad from 1996-04 and 2008-09...**At Washington (11/4):** Caught a back shoulder fade for a 19-yard touchdown...**At Philadelphia (11/26):** Recorded 60 yards on a team-high four receptions to become the 27th player in NFL history to reach 11,000 receiving yards with 11,048...Achieved the milestone on a 14-yard catch in the first quarter...**At Kansas City (12/2):** Tallied a season-high 120 yards and one touchdown on five receptions...Hauled in a 23-yard, over-the-shoulder catch in the end zone on a fade route for a touchdown...Moved into second place for games started in franchise history with 142, bettering the 141 starts by safety Mike Minter from 1997-2006 and Muhammad...**At San Diego (12/16):** Made a diving, four-yard touchdown catch...**Vs. Oakland (12/23):** Scored on a 23-yard grab.

COLLEGE: Transferred to the University of Utah after two seasons at Santa Monica Junior College...Two-time All-Mountain West Conference selection at wide receiver... In two years at Utah, posted totals of 78 catches for 1,603 yards and 12 touchdowns and averaged 11.9 yards on 72 punt returns for 860 yards and four touchdowns and 22.0 yards on 23 kickoff returns for 505 yards...Left as the school's all-time leader with an average of 20.6

yards per catch and tied the Utes all-time mark with four punt returns for a touchdown...Ranked second in school annals for punt return yards.

PERSONAL: Attended University HS in Los Angeles, Calif....Named the Panthers Ed Block Courage Award Winner in 2005.

SMITH AMONG NFL'S BEST SINCE 2005

In 2005, Steve Smith was the NFL's "Triple Crown" winner, leading the League with 1,563 receiving yards and tying for first with 103 receptions and 12 touchdown catches. Since that time, Smith ranks among the NFL leaders in receptions, receiving yards, and receiving touchdowns. He stands third in receiving yards (9,256), seventh in touchdowns (53) and ninth in receptions (614).

NFL LEADERS, RECEIVING YARDS SINCE 2005

Player	Yards
Reggie Wayne, Ind.	9,954
Larry Fitzgerald, Ari.	9,633
Steve Smith, Car.	9,256
Andre Johnson, Hou.	9,136
Roddy White, Atl.	8,725



STEVE SMITH CAREER STATISTICS

Year	Team	GP	GS	RECEIVING					RUSHING				
				No	Yds	Avg	Lg	TD	No	Yds	Avg	Lg	TD
2001	Carolina	15	1	10	154	15.4	33	0	4	43	10.8	39	0
2002	Carolina	15	13	54	872	16.1	69	3	1	-4	-4.0	-4	0
2003	Carolina	16	11	88	1110	12.6	67t	7	11	42	0.0	14	0
2004	Carolina	1	1	6	60	10.0	15	0	0	0	0.0	0	0
2005	Carolina	16	16	103	1563	15.2	80t	12	4	25	6.3	20t	1
2006	Carolina	14	14	83	1166	14.0	72t	8	8	61	7.6	24t	1
2007	Carolina	15	15	87	1002	11.5	74t	7	9	66	7.3	22	0
2008	Carolina	14	14	78	1421	18.2	65t	6	5	40	8.0	23	0
2009	Carolina	15	15	65	982	15.1	66	7	5	22	4.4	17	0
2010	Carolina	14	14	46	554	12.0	39	2	1	9	9.0	9	0
2011	Carolina	16	16	79	1394	17.6	77t	7	6	56	9.3	23	0
2012	Carolina	16	16	73	1174	16.1	66	4	3	27	9.0	15	0
Totals		167	146	772	11452	14.8	80t	63	57	387	6.8	39	2

Year	Team	KICKOFF RETURNS					PUNT RETURNS				
		No	Yds	Avg	Lg	TD	No	Yds	Avg	Lg	TD
2001	Carolina	56	1431	25.6	99t	2	34	364	10.7	70t	1
2002	Carolina	26	571	22.0	51	0	55	470	8.5	87t	2
2003	Carolina	11	309	28.1	42	0	44	439	10.0	53	1
2004	Carolina	0	0	0.0	0	0	0	0	0.0	0	0
2005	Carolina	3	61	20.3	33	0	27	286	10.6	44	0
2006	Carolina	2	-1	-0.5	3	0	9	30	3.3	16	0
2007	Carolina	0	0	0.0	0	0	2	7	3.5	6	0
2008	Carolina	0	0	0.0	0	0	1	10	10.0	10	0
2009	Carolina	0	0	0.0	0	0	0	0	0.0	0	0
2010	Carolina	0	0	0.0	0	0	6	46	7.7	32	0
2011	Carolina	0	0	0.0	0	0	0	0	0.0	0	0
2012	Carolina	0	0	0.0	0	0	0	0	0.0	0	0
Totals		98	2371	24.2	99t	2	178	1652	9.3	87t	4

POSTSEASON

Year	Team	GP	GS	RECEIVING					RUSHING				
				No	Yds	Avg	Lg	TD	No	Yds	Avg	Lg	TD
2003	Carolina	4	4	18	404	22.4	70	3	1	7	7.0	7	0
2005	Carolina	3	3	27	335	12.4	58t	3	4	38	9.5	22	1
2008	Carolina	1	1	2	43	21.5	35	1	0	0	0.0	0	0
Totals		8	8	47	782	16.6	70	7	5	45	9.0	22	1

Year	Team	KICKOFF RETURNS					PUNT RETURNS				
		No	Yds	Avg	Lg	TD	No	Yds	Avg	Lg	TD
2003	Carolina	2	41	20.5	30	0	4	15	3.8	7	0
2005	Carolina	0	0	0.0	0	0	3	58	19.3	59t	1
2008	Carolina	0	0	0.0	0	0	0	0	0.0	0	0
Totals		2	41	20.5	30	0	7	73	10.4	59t	1

SINGLE-GAME CAREER HIGHS

RECEPTIONS	14	at Chicago (11/2/05)
RECEIVING YARDS	218	at Chicago (1/15/06) [Playoffs]
RECEIVING TDS	3	two times, last vs. Houston (9/16/07)
LONG RECEPTION	80t	at Detroit (10/16/05)
KICKOFF RETURNS	7	at St. Louis (11/11/01)
KICKOFF RETURN YARDS	252	at St. Louis (11/11/01)
KICKOFF RETURN TDS	1	two times, last at St. Louis (11/11/01)
LONG KICKOFF RETURN	99t	at St. Louis (11/11/01)
PUNT RETURNS	9	vs. Detroit (9/15/02)
PUNT RETURN YARDS	153	vs. Cincinnati (12/8/02)
PUNT RETURN TDS	2	vs. Cincinnati (12/8/02)
LONG PUNT RETURN	87t	vs. Cincinnati (12/8/02)
COMBINED NET YARDS	313	vs. Cincinnati (12/8/02)

SMITH'S 100-YARD RECEIVING GAMES

Date	Opp	W/L	Rec	Yds	Avg	LG	TD
01/15/06	@ Chicago†	W	12	218	18.2	58	2
10/30/05	MINNESOTA	W	11	201	18.3	69	1
10/15/06	@ Baltimore	W	8	189	23.6	72	1
10/02/11	@ Chicago	L	8	181	22.6	53	0
09/11/11	@ Arizona	L	8	178	22.3	77t	2
09/25/05	@ Miami	L	11	170	15.5	53	3
11/20/05	@ Chicago	L	14	169	12.1	48	0
11/23/08	@ Atlanta	L	8	168	21.0	41	0
12/14/08	DENVER	W	9	165	18.3	38	1
01/10/04	@ St. Louis†	W	6	163	27.2	69	1
12/20/09	MINNESOTA	W	9	157	17.4	45	1
09/18/11	GREEN BAY	L	6	156	26.0	62	0
09/16/07	HOUSTON	L	8	153	19.1	74	3
10/19/03	TENNESSEE	L	10	151	15.1	67	1
11/13/06	TAMPA BAY	W	8	149	18.6	43	1
12/08/02	CINCINNATI	W	5	144	28.8	49	1
10/23/11	WASHINGTON	W	7	143	20.4	36	0
09/11/05	NEW ORLEANS	L	8	138	17.3	33	1
12/22/07	DALLAS	L	9	137	15.2	57	1
10/14/07	@ Arizona	W	10	136	13.6	65	1
01/03/04	DALLAS†	W	5	135	27.0	70	1
12/28/08	@ New Orleans	W	5	134	26.8	54	0
01/01/06	@ Atlanta	W	9	131	14.6	42	1
09/20/09	@ Atlanta	L	8	131	16.4	28	0
10/22/06	@ Cincinnati	L	8	126	15.8	36	0
12/11/11	ATLANTA	L	6	125	20.8	48	0
10/16/05	@ Detroit	W	6	123	20.5	80	1
10/19/08	NEW ORLEANS	W	6	122	20.3	39	1
12/02/12	@ Kansas City	L	5	120	24.0	53	1
10/09/05	@ Arizona	W	8	119	14.9	65	2
09/09/07	@ St. Louis	W	7	118	16.9	68	1
10/26/12	@ Chicago	L	7	118	16.9	47	0
10/26/08	ARIZONA	W	5	117	23.4	65	2
12/08/08	TAMPA BAY	W	9	117	13.0	38	1
09/29/02	@ Green Bay	L	5	116	23.2	61	0
09/24/06	@ Tampa Bay	W	7	112	16.0	41	0
10/12/08	@ Tampa Bay	L	6	112	18.7	48	0
12/09/12	ATLANTA	W	7	109	15.6	22	0
11/06/05	@ Tampa Bay	W	5	106	21.2	35	1
09/09/12	@ Tampa Bay	L	7	106	15.1	32	0
11/30/08	@ Green Bay	W	4	105	26.3	54	0
9/16/12	NEW ORLEANS	W	3	104	34.7	66	0
12/11/05	TAMPA BAY	L	5	103	20.6	60	0
10/12/03	@ Indianapolis	W	6	103	17.2	52	1
10/26/03	@ New Orleans	W	9	100	11.1	20	0
10/30/11	MINNESOTA	L	7	100	14.3	26	1

† POSTSEASON

STEVE SMITH GAME-BY-GAME

2012 CAROLINA

Date	Opp	W/L	P/S	RECEIVING					RUSHING					PUNT RETURNS					KICKOFF RETURNS					Total
				Rec	Yds	Avg	LG	TD	Rsh	Yds	Avg	LG	TD	PR	Yds	Avg	LG	TD	KOR	Yds	Avg	LG	TD	Yds
09/09	@ TB	L	S	7	106	15.1	32	0	-	-	-	-	-	-	-	-	-	-	-	-	-	-	-	106
09/16	NO	W	S	3	104	34.7	66	0	-	-	-	-	-	-	-	-	-	-	-	-	-	-	-	104
09/20	NYG	L	S	4	86	21.5	33	0	-	-	-	-	-	-	-	-	-	-	-	-	-	-	-	86
09/30	@ Atl	L	S	3	52	17.3	27	0	1	10	10.0	10	0	-	-	-	-	-	-	-	-	-	-	62
10/07	SEA	L	S	4	40	10.0	14	0	-	-	-	-	-	-	-	-	-	-	-	-	-	-	-	40
10/21	DAL	L	S	7	83	11.9	26	0	-	-	-	-	-	-	-	-	-	-	-	-	-	-	-	83
10/28	@ Chi	L	S	7	118	16.9	47	0	-	-	-	-	-	-	-	-	-	-	-	-	-	-	-	118
11/04	@ Was	W	S	3	41	13.7	19t	1	-	-	-	-	-	-	-	-	-	-	-	-	-	-	-	41
11/11	DEN	L	S	1	19	19.0	19	0	1	2	2.0	2	0	-	-	-	-	-	-	-	-	-	-	21
11/18	TB	L	S	5	61	12.2	17	0	-	-	-	-	-	-	-	-	-	-	-	-	-	-	-	61
11/26	@ Phi	W	S	4	60	15.0	31	0	-	-	-	-	-	-	-	-	-	-	-	-	-	-	-	60
12/02	@ KC	L	S	5	120	24.0	53	1	-	-	-	-	-	-	-	-	-	-	-	-	-	-	-	120
12/09	ATL	W	S	7	109	15.6	22	0	-	-	-	-	-	-	-	-	-	-	-	-	-	-	-	109
12/16	@ SD	W	S	6	57	9.5	18	1	1	15	15.0	15	0	-	-	-	-	-	-	-	-	-	-	72
12/23	OAK	W	S	4	45	11.3	23t	1	-	-	-	-	-	-	-	-	-	-	-	-	-	-	-	45
12/30	@ NO	W	S	3	73	24.3	31	0	-	-	-	-	-	-	-	-	-	-	-	-	-	-	-	73
TOTALS			16/16	73	1174	16.1	66	4	3	27	9.0	15	0	0	0	0.0	0	0	0	0	0	0	0	1201

2011 CAROLINA

Date	Opp	W/L	P/S	RECEIVING					RUSHING					PUNT RETURNS					KICKOFF RETURNS					Total
				Rec	Yds	Avg	LG	TD	Rsh	Yds	Avg	LG	TD	PR	Yds	Avg	LG	TD	KOR	Yds	Avg	LG	TD	Yds
09/11	@ Ari	L	S	8	178	22.3	77t	2	-	-	-	-	-	-	-	-	-	-	-	-	-	-	-	178
09/18	GB	L	S	6	156	26.0	62	0	-	-	-	-	-	-	-	-	-	-	-	-	-	-	-	156
09/25	JAC	W	S	2	15	7.5	13	0	-	-	-	-	-	-	-	-	-	-	-	-	-	-	-	15
10/02	@ Chi	L	S	8	181	22.6	53	0	-	-	-	-	-	-	-	-	-	-	-	-	-	-	-	181
10/09	NO	L	S	3	79	26.3	54t	1	-	-	-	-	-	-	-	-	-	-	-	-	-	-	-	79
10/16	@ Atl	L	S	5	66	13.2	24	0	-	-	-	-	-	-	-	-	-	-	-	-	-	-	-	66
10/23	WAS	W	S	7	143	20.4	36	0	-	-	-	-	-	-	-	-	-	-	-	-	-	-	-	143
10/30	MIN	L	S	7	100	14.3	26	1	1	12	12.0	12	0	-	-	-	-	-	-	-	-	-	-	112
11/13	TEN	L	S	5	33	6.6	15	0	-	-	-	-	-	-	-	-	-	-	-	-	-	-	-	33
11/20	@ Det	L	S	5	41	8.2	20	1	1	5	5.0	5	0	-	-	-	-	-	-	-	-	-	-	46
11/27	@ Ind	W	S	3	68	22.7	30	0	1	9	9.0	9	0	-	-	-	-	-	-	-	-	-	-	77
12/04	@ TB	W	S	2	32	16.0	23	0	-	-	-	-	-	-	-	-	-	-	-	-	-	-	-	32
12/11	ATL	L	S	6	125	20.8	48	0	-	-	-	-	-	-	-	-	-	-	-	-	-	-	-	125
12/18	@ Hou	W	S	5	82	16.4	26t	1	-	-	-	-	-	-	-	-	-	-	-	-	-	-	-	82
12/24	TB	W	S	1	9	9.0	9	0	1	23	23.0	23	0	-	-	-	-	-	-	-	-	-	-	32
01/01	@ NO	L	S	6	86	14.3	22	1	1	1	1.0	1	0	-	-	-	-	-	-	-	-	-	-	87
TOTALS			16/16	79	1394	17.6	77t	17	6	56	9.3	23	0	0	0	0.0	0	0	0	0	0	0	0	1450

ADMINISTRATION
& COACHES

STEVE
SMITH

ROOKIES

2012 IN REVIEW

RECORDS

TEAM HISTORY

REFERENCE

2010 CAROLINA

Date	Opp	W/L	P/S	RECEIVING					RUSHING					PUNT RETURNS					KICKOFF RETURNS					Total
				Rec	Yds	Avg	LG	TD	Rsh	Yds	Avg	LG	TD	PR	Yds	Avg	LG	TD	KOR	Yds	Avg	LG	TD	Yds
09/12	@ NYG	L	S	5	75	15.0	27	1	-	-	-	-	-	0	0	0.0	0	0	-	-	-	-	-	75
09/19	TB	L	S	3	66	22.0	37t	1	-	-	-	-	-	0	0	0.0	0	0	-	-	-	-	-	66
09/26	CIN	L	S	3	22	7.3	11	0	-	-	-	-	-	0	0	0.0	0	0	-	-	-	-	-	22
10/03	@ NO	W	S	2	11	5.5	6	0	-	-	-	-	-	0	0	0.0	0	0	-	-	-	-	-	11
10/10	CHI	W							INACTIVE - ANKLE															
10/24	SF	L	S	4	50	12.5	21	0	-	-	-	-	-	5	38	7.6	32	0	-	-	-	-	-	88
10/31	@ StL	W	S	9	85	9.4	20	0	-	-	-	-	-	1	8	8.0	8	0	-	-	-	-	-	93
11/07	NO	L	S	1	9	9.0	9	0	-	-	-	-	-	0	0	0.0	0	0	-	-	-	-	-	9
11/14	@ TB	W	S	3	47	15.7	34	0	-	-	-	-	-	0	0	0.0	0	0	-	-	-	-	-	47
11/21	BAL	L	S	4	46	11.5	20	0	-	-	-	-	-	0	0	0.0	0	0	-	-	-	-	-	46
11/28	@ Cle	L	S	2	33	16.5	18	0	-	-	-	-	-	0	0	0.0	0	0	-	-	-	-	-	33
12/05	@ Sea	W	S	3	54	18.0	39	0	-	-	-	-	-	0	0	0.0	0	0	-	-	-	-	-	54
12/12	ATL	L	S	2	17	8.5	13	0	-	-	-	-	-	0	0	0.0	0	0	-	-	-	-	-	17
12/19	ARZ	W	S	2	22	11.0	12	0	-	-	-	-	-	0	0	0.0	0	0	-	-	-	-	-	22
12/23	@ Pit	W	S	3	17	5.7	7	0	-	-	-	-	-	0	0	0.0	0	0	-	-	-	-	-	17
01/02	@ Atl	W							INACTIVE - CALF															
TOTALS			14/14	46	554	12.0	39	2	0	0	0	0	0	6	46	7.7	32	0	0	0	0	0	0	600

2009 CAROLINA

Date	Opp	W/L	P/S	RECEIVING					RUSHING					PUNT RETURNS					KICKOFF RETURNS					Total
				Rec	Yds	Avg	LG	TD	Rsh	Yds	Avg	LG	TD	PR	Yds	Avg	LG	TD	KOR	Yds	Avg	LG	TD	Yds
09/13	PHI	L	S	3	21	7.0	9	0	1	4	4.0	4	0	-	-	-	-	-	-	-	-	-	-	25
09/20	@ Atl	L	S	8	131	16.4	28	0	-	-	-	-	-	-	-	-	-	-	-	-	-	-	-	131
09/28	@ Dal	L	S	4	38	9.5	15	0	-	-	-	-	-	-	-	-	-	-	-	-	-	-	-	38
10/11	WAS	W	S	5	65	13.0	18	0	-	-	-	-	-	-	-	-	-	-	-	-	-	-	-	65
10/18	@ TB	W	S	1	4	4.0	4	0	-	-	-	-	-	-	-	-	-	-	-	-	-	-	-	4
10/25	BUF	L	S	6	99	16.5	48	0	-	-	-	-	-	-	-	-	-	-	-	-	-	-	-	99
11/01	@ Ari	W	S	3	56	18.7	50t	1	1	17	17.0	17	0	-	-	-	-	-	-	-	-	-	-	73
11/08	@ NO	L	S	4	64	16.0	46	0	-	-	-	-	-	-	-	-	-	-	-	-	-	-	-	64
11/15	ATL	W	S	4	34	8.5	19	2	-	-	-	-	-	-	-	-	-	-	-	-	-	-	-	34
11/19	MIA	L	S	7	87	12.4	27t	1	-	-	-	-	-	-	-	-	-	-	-	-	-	-	-	87
11/29	@ NYJ	L	S	1	5	5.0	5	0	-	-	-	-	-	-	-	-	-	-	-	-	-	-	-	5
12/06	TB	W	S	3	78	26.0	66	0	-	-	-	-	-	-	-	-	-	-	-	-	-	-	-	78
12/13	@ NE	L	S	2	83	41.5	41t	1	2	7	3.5	5	0	-	-	-	-	-	-	-	-	-	-	90
12/20	MIN	W	S	9	157	17.4	45	1	1	-6	-6.0	-6	0	-	-	-	-	-	-	-	-	-	-	151
12/27	@ NYG	W	S	5	60	12.0	27t	1	-	-	-	-	-	-	-	-	-	-	-	-	-	-	-	60
01/03	NO	W							INJURED/RESERVE - ARM															
TOTALS			15/15	65	982	15.1	66	7	5	22	4.4	17	0	0	0	0.0	0	0	0	0	0	0	0	1004

2008 CAROLINA

				RECEIVING					RUSHING					PUNT RETURNS					KICKOFF RETURNS					Total	
Date	Opp	W/L	P/S	Rec	Yds	Avg	LG	TD	Rsh	Yds	Avg	LG	TD	PR	Yds	Avg	LG	TD	KOR	Yds	Avg	LG	TD	Yds	
09/14	@ SD	W							SUSPENDED																
09/28	CHI	W							SUSPENDED																
09/21	@ MN	L	S	4	70	17.5	29	0	-	-	-	-	-	-	-	-	-	-	-	-	-	-	-	70	
09/28	ATL	W	S	6	96	16.0	56t	1	-	-	-	-	-	-	-	-	-	-	-	-	-	-	-	96	
10/05	KC	W	S	6	96	16.0	38	0	-	-	-	-	-	-	-	-	-	-	-	-	-	-	-	96	
10/12	@ TB	L	S	6	112	18.7	48	0	-	-	-	-	-	-	-	-	-	-	-	-	-	-	-	112	
10/19	NO	W	S	6	122	20.3	39t	1	-	-	-	-	-	-	-	-	-	-	-	-	-	-	-	122	
10/26	AZ	W	S	5	117	23.4	65t	2	1	-6	-6.0	-6	0	-	-	-	-	-	-	-	-	-	-	111	
11/09	@ Oak	W	S	1	9	9.0	9	0	-	-	-	-	-	-	-	-	-	-	-	-	-	-	-	9	
11/16	DET	W	S	6	63	9.8	16	0	1	16	16.0	16	0	-	-	-	-	-	-	-	-	-	-	79	
11/23	@ Atl	L	S	8	168	21.0	41	0	-	-	-	-	-	-	-	-	-	-	-	-	-	-	-	168	
11/30	@ GB	W	S	4	105	26.3	54	0	-	-	-	-	-	-	-	-	-	-	-	-	-	-	-	105	
12/08	TB	W	S	9	117	13.0	38t	1	-	-	-	-	-	-	-	-	-	-	-	-	-	-	-	117	
12/14	DEN	W	S	9	165	18.3	38	1	1	9	9.0	9	0	-	-	-	-	-	-	-	-	-	-	174	
12/21	@ NYG	L	S	3	47	15.7	35	0	2	21	10.5	23	0	-	-	-	-	-	-	-	-	-	-	68	
12/28	@ NO	W	S	5	134	26.8	54	0	-	-	-	-	-	1	10	10.0	0	10	-	-	-	-	-	144	
TOTALS				14/14	78	1421	18.2	65t	6	5	40	8.0	23	0	1	10	10.0	0	10	0	0	0	0	0	1471
POSTSEASON																									
01/10	ARI	L	S	2	43	21.5	35	1	-	-	-	-	-	-	-	-	-	-	-	-	-	-	-	43	
TOTALS				1/1	2	43	21.5	35	1	0	0	0	0.0	0	0	0	0	0.0	0	0	0	0	0	0	43

2007 CAROLINA

				RECEIVING					RUSHING					PUNT RETURNS					KICKOFF RETURNS					Total	
Date	Opp	W/L	P/S	Rec	Yds	Avg	LG	TD	Rsh	Yds	Avg	LG	TD	PR	Yds	Avg	LG	TD	KOR	Yds	Avg	LG	TD	Yds	
09/09	@ STL	W	S	7	118	16.9	68t	1	1	2	2.0	2	0	-	-	-	-	-	-	-	-	-	-	120	
09/16	HOU	L	S	8	153	19.1	74t	3	-	-	-	-	-	-	-	-	-	-	-	-	-	-	-	153	
09/23	@ Atl	W	S	1	10	10.0	10	0	1	6	6.0	6	0	-	-	-	-	-	-	-	-	-	-	16	
09/30	TB	L	S	5	32	6.4	15	0	-	-	-	-	-	-	-	-	-	-	-	-	-	-	-	32	
10/07	@ NO	W	S	4	47	11.8	17t	1	-	-	-	-	-	1	6	6.0	6	0	-	-	-	-	-	53	
10/14	@ Ari	W	S	10	136	13.6	65t	1	2	15	7.5	8	0	1	1	1.0	1	0	-	-	-	-	-	152	
10/28	IND	L	S	2	18	9.0	12	0	-	-	-	-	-	-	-	-	-	-	-	-	-	-	-	18	
11/-04	@ Ten	L	S	3	15	5.0	15	0	-	-	-	-	-	-	-	-	-	-	-	-	-	-	-	15	
11/11	ATL	L	S	5	61	12.2	20	0	-	-	-	-	-	-	-	-	-	-	-	-	-	-	-	61	
11/18	@ GB	L							INACTIVE - SHIN																
11/25	NO	L	S	6	47	7.8	14	0	1	22	22.0	22	0	-	-	-	-	-	-	-	-	-	-	69	
12/02	SF	W	S	8	64	8.0	29	0	2	21	10.5	16	0	-	-	-	-	-	-	-	-	-	-	85	
12/09	@ Jax	L	S	6	44	7.3	15	0	-	-	-	-	-	-	-	-	-	-	-	-	-	-	-	44	
12/16	SEA	W	S	8	72	9.0	15	0	2	0	0.0	1	0	-	-	-	-	-	-	-	-	-	-	72	
12/22	DAL	L	S	9	137	15.2	57	1	-	-	-	-	-	-	-	-	-	-	-	-	-	-	-	137	
12/30	@ TB	W	S	5	48	9.6	25	0	-	-	-	-	-	-	-	-	-	-	-	-	-	-	-	48	
TOTALS				15/15	87	1002	11.5	74t	7	9	66	7.3	22	0	2	7	3.5	6	0	0	0	0	0	0	1075

ADMINISTRATION
& COACHES

STEVE
SMITH

ROOKIES

2012 IN REVIEW

RECORDS

TEAM HISTORY

REFERENCE

2006 CAROLINA

				RECEIVING					RUSHING					PUNT RETURNS					KICKOFF RETURNS					Total
Date	Opp	W/L	P/S	Rec	Yds	Avg	LG	TD	Rsh	Yds	Avg	LG	TD	PR	Yds	Avg	LG	TD	KOR	Yds	Avg	LG	TD	Yds
09/10	ATL	L							INACTIVE - THIGH															
09/17	@Min	L							INACTIVE - THIGH															
09/24	@TB	W	S	7	112	16.0	41	0	-	-	-	-	-	-	-	-	-	-	-	-	-	-	-	112
10/01	NO	W	S	10	87	8.7	17	1	-	-	-	-	-	-	-	-	-	-	-	-	-	-	-	87
10/08	CLE	W	S	6	62	10.3	20	0	1	7	7.0	7	0	-	-	-	-	-	1	-4	-4.0	-4	0	65
10/15	@Balt	W	S	8	189	23.6	72t	1	-	-	-	-	-	-	-	-	-	-	-	-	-	-	-	189
10/22	@Cin	L	S	8	126	15.8	36	0	-	-	-	-	-	-	-	-	-	-	-	-	-	-	-	126
10/29	DAL	L	S	6	55	9.2	22	0	1	24	24.0	24t	1	2	16	8.0	16	0	-	-	-	-	-	95
11/13	TB	W	S	8	149	18.6	43	1	2	-5	-2.5	2	0	1	0	0.0	0	0	-	-	-	-	-	144
11/19	STL	W	S	4	90	22.5	62t	1	-	-	-	-	-	1	-2	-2.0	-2	0	1	3	3.0	3	0	91
11/26	@Wash	L	S	5	34	6.8	10	1	1	4	4.0	4	0	1	0	0.0	0	0	-	-	-	-	-	38
12/04	@ Phil	L	S	4	54	13.5	38	1	1	15	15.0	15	0	1	5	5.0	5	0	-	-	-	-	-	74
12/10	NYG	L	S	5	67	13.4	21	0	-	-	-	-	-	3	11	3.7	9	0	-	-	-	-	-	78
12/17	PIT	L	S	5	56	11.2	19	0	-	-	-	-	-	-	-	-	-	-	-	-	-	-	-	56
12/24	@Atl	W	S	-	-	-	-	-	1	-5	-5.0	-5	0	-	-	-	-	-	-	-	-	-	-	-5
12/31	@NO	W	S	7	85	12.1	22t	2	1	21	21.0	21	0	-	-	-	-	-	-	-	-	-	-	106
TOTALS				14/14	83	1166	14.0	72t	8	61	7.6	24t	1	9	30	3.3	16	0	2	-1	-0.5	3	0	1256

2005 CAROLINA

				RECEIVING					RUSHING					PUNT RETURNS					KICKOFF RETURNS					Total	
Date	Opp	W/L	P/S	Rec	Yds	Avg	LG	TD	Rsh	Yds	Avg	LG	TD	PR	Yds	Avg	LG	TD	KOR	Yds	Avg	LG	TD	Yds	
09/11	NO	L	S	8	138	17.3	33t	1	-	-	-	-	-	-	5	52	10.4	21	0	-	-	-	-	-	138
09/18	NE	W	S	4	34	8.5	19	0	-	-	-	-	-	-	5	52	10.4	21	0	-	-	-	-	-	86
09/25	@ Mia	L	S	11	170	15.5	53t	3	2	-2	-1.0	6	0	1	0	0.0	0	0	1	12	12.0	12	0	180	
10/03	GB	W	S	2	12	6.0	10	0	-	-	-	-	-	2	5	2.5	5	0	1	33	33.0	33	0	50	
10/09	@ Az	W	S	8	119	14.9	65t	2	-	-	-	-	-	-	-	-	-	-	-	-	-	-	-	119	
10/16	@ Det	W	S	6	123	20.5	80t	1	-	-	-	-	-	4	14	3.5	8	0	-	-	-	-	-	137	
10/30	MIN	W	S	11	201	18.3	69	1	-	-	-	-	-	2	20	10.0	11	0	-	-	-	-	-	221	
11/06	@ TB	W	S	5	106	21.2	35t	1	-	-	-	-	-	2	41	20.5	28	0	-	-	-	-	-	147	
11/13	NYJ	W	S	3	34	11.3	13	0	-	-	-	-	-	1	18	18.0	18	0	-	-	-	-	-	52	
11/20	@ Chi	L	S	14	169	12.1	48	0	-	-	-	-	-	2	18	9.0	15	0	-	-	-	-	-	187	
11/27	@ Buf	W	S	3	55	18.3	29	0	-	-	-	-	-	4	45	11.3	19	0	-	-	-	-	-	100	
12/04	ATL	W	S	7	65	9.3	18t	1	-	-	-	-	-	-	-	-	-	-	-	-	-	-	-	65	
12/11	TB	L	S	5	103	20.6	60	0	-	-	-	-	-	2	55	27.5	44	0	-	-	-	-	-	158	
12/18	@ NO	W	S	6	85	14.2	33	1	1	20	20.0	20t	1	2	18	9.0	12	0	1	16	16.0	16	0	139	
12/24	DAL	L	S	1	18	18.0	18	0	-	-	-	-	-	-	-	-	-	-	-	-	-	-	-	18	
01/01	@ Atl	W	S	9	131	14.6	42t	1	1	7	7.0	7	0	-	-	-	-	-	-	-	-	-	-	138	
TOTALS				16/16	103	1563	15.2	80t	12	4	25	6.3	20	1	27	286	10.59	44	0	3	61	20.33	33	0	1935

POSTSEASON

01/08	@ NYG	W	S	10	84	8.4	22t	1	1	12	12.0	12t	1	-	-	-	-	-	-	-	-	96						
01/15	@ Chi	W	S	12	218	18.2	58t	2	3	26	8.7	22	0	2	-1	-0.5	0	0	-	-	-	243						
01/22	@ Sea	L	S	5	33	6.6	12	0	-	-	-	-	-	1	59	59.0	59	1	-	-	-	92						
TOTALS							3/3	27	335	12.4	58t	3	4	38	9.5	22	1	3	58	19.3	59	1	0	0	0.0	0	0	431

2004 CAROLINA

				RECEIVING					RUSHING					PUNT RETURNS					KICKOFF RETURNS					Total
Date	Opp	W/L	P/S	Rec	Yds	Avg	LG	TD	Rsh	Yds	Avg	LG	TD	PR	Yds	Avg	LG	TD	KOR	Yds	Avg	LG	TD	Yds
09/13	GB	L	S	6	60	10.0	15	0	-	-	-	-	-	-	-	-	-	-	-	-	-	-	-	60
09/19	@ KC	W							INACTIVE - LEFT FIBULA															
10/03	ATL	L							INACTIVE - LEFT FIBULA															
10/10	@ Den	L							INACTIVE - LEFT FIBULA															
10/17	@ Phi	L							INACTIVE - LEFT FIBULA															
10/24	SD	L							INACTIVE - LEFT FIBULA															
									INJURED/RESERVE - LT FIBULA															
TOTALS				1/1	6	60	10.0	15	15	0	0	0.0	-	0	0	0	0.0	0	0	0	0	0	0	60

2003 CAROLINA

	RECEIVING								RUSHING				PUNT RETURNS					KICKOFF RETURNS					Total		
Date	Opp	W/L	P/S	Rec	Yds	Avg	LG	TD	Rsh	Yds	Avg	LG	TD	PR	Yds	Avg	LG	TD	KOR	Yds	Avg	LG	TD	Yds	
09/07	JAX	W	S	4	44	11.0	24t	1	-	-	-	-	-	6	102	17.0	36	0	1	38	38.0	38	0	184	
09/14	@ TB	W	S	3	27	9.0	14	0	-	-	-	-	-	3	66	22.0	52	0	-	-	-	-	-	93	
09/28	ATL	W	S	5	47	9.4	12	0	2	-1	-0.5	5	0	1	6	6.0	6	0	-	-	-	-	-	52	
10/05	NO	W	S	1	13	13.0	13	0	-	-	-	-	-	2	16	8.0	12	0	-	-	-	-	-	29	
10/12	@ Ind	W	P	6	103	17.2	52t	1	1	10	10.0	10	0	3	61	20.3	36	0	-	-	-	-	-	174	
10/19	TN	L	P	10	151	15.1	67t	1	1	-2	-2.0	-2	0	3	14	4.7	5	0	2	69	34.5	36	0	232	
10/26	@ NO	W	P	9	100	11.1	20	0	1	10	10.0	10	0	3	27	9.0	19	0	-	-	-	-	-	137	
11/02	@ Hou	L	P	5	88	17.6	32	1	1	6	6.0	6	0	1	7	7.0	7	0	-	-	-	-	-	101	
11/09	TB	W	S	9	72	8.0	17	1	1	14	14.0	14	0	4	33	8.3	18	0	1	20	20.0	20	0	139	
11/16	WSH	W	S	4	50	12.5	30	0	1	-2	-2.0	-2	0	3	16	5.3	8	0	1	27	27.0	27	0	91	
11/23	@ Dal	L	S	4	73	18.3	42t	0	1	12	12.0	12	0	2	-1	-0.5	0	0	-	-	-	-	-	84	
11/30	PHI	L	P	5	80	16.0	24t	1	1	-2	-2.0	-2	0	2	1	0.5	1	0	5	133	26.6	42	0	212	
12/07	@ Atl	L	S	7	66	9.4	25	0	-	-	-	-	-	2	1	0.5	1	0	-	-	-	-	-	67	
12/14	@ Arz	W	S	9	99	11.0	36	0	-	-	-	-	-	1	21	21.0	21	0	-	-	-	-	-	120	
12/21	DET	W	S	5	81	16.2	44	1	1	-3	-3.0	-3	0	5	19	3.8	23	0	1	22	22.0	22	0	119	
12/28	@ NYG	W	S	2	16	8.0	11	0	-	-	-	-	-	3	50	16.7	53t	1	-	-	-	-	-	66	
TOTALS				16/11	88	1110	12.6	67t	7	11	42	3.8	14	0	44	439	10.0	53t	1	11	309	28.1	42	0	1900

POSTSEASON

01/03	DAL	W	S	5	135	27.0	70	1	-	-	-	-	-	3	13	4.3	7	0	1	11	11.0	11	0	159	
01/10	@ St.L	W	S	6	163	27.2	69t	1	1	7	7.0	7	0	-	-	-	-	-	-	-	-	-	-	170	
01/18	@ Phi	W	S	3	26	8.7	15	0	-	-	-	-	-	-	-	-	-	-	-	-	-	-	-	26	
02/01	NE	L	S	4	80	20.0	39t	1	-	-	-	-	-	1	2	2.0	2	0	1	30	30.0	30	0	112	
TOTALS				4/4	18	404	22.4	70	3	1	7	7.0	7	0	4	15	3.8	7	0	2	41	20.5	30	0	467

2002 CAROLINA

				RECEIVING					RUSHING					PUNT RETURNS					KICKOFF RETURNS					Total	
Date	Opp	W/L	P/S	Rec	Yds	Avg	LG	TD	Rsh	Yds	Avg	LG	TD	PR	Yds	Avg	LG	TD	KOR	Yds	Avg	LG	TD	Yds	
09/08	BLT	W	S	4	38	9.5	15	0	-	-	-	-	-	4	32	8.0	13	0	-	-	-	-	-	70	
09/15	DET	W	S	4	71	17.8	44	0	1	-4	-4.0	-4	0	9	15	1.7	9	0	1	22	22.0	22	0	104	
09/22	@ Min	W	S	5	81	16.2	32	1	-	-	-	-	-	2	1	0.5	2	0	3	65	21.7	24	0	147	
09/29	@ GB	L	S	5	116	23.2	61	0	-	-	-	-	-	5	31	6.2	11	0	2	39	19.5	23	0	186	
10/06	ARZ	L	S	5	79	15.8	31	0	-	-	-	-	-	5	36	7.2	17	0	2	40	20.0	21	0	155	
10/13	@ Dal	L	S	4	31	7.8	12	0	-	-	-	-	-	5	51	10.2	15	0	2	44	22.0	24	0	126	
10/20	@ Atl	L	S	1	20	20.0	20	0	-	-	-	-	-	-	-	-	-	-	-	-	-	-	-	20	
10/27	TB	L	S	-	-	-	-	-	-	-	-	-	-	5	7	1.4	8	0	3	106	35.3	51	0	113	
11/10	NO	L	S	4	68	17.0	37	0	-	-	-	-	-	4	16	4.0	13	0	5	105	21.0	25	0	189	
11/17	@ TB	L	S	4	30	7.5	20t	1	-	-	-	-	-	1	5	5.0	5	0	-	-	-	-	-	35	
11/24	ATL	L							SUSPENDED																
12/01	@ Cle	W	S	1	3	3.0	3	0	-	-	-	-	-	1	6	6.0	6	0	-	-	-	-	-	9	
12/08	CIN	W	S	5	144	28.8	49	1	-	-	-	-	-	3	153	51.0	87t	2	1	16	16.0	16	0	313	
12/15	@ Pit	L	P	5	57	11.4	23	0	-	-	-	-	-	3	22	7.3	10	0	5	99	19.8	29	0	178	
12/22	CHI	W	S	4	97	24.3	69	0	-	-	-	-	-	4	41	10.3	24	0	1	16	16.0	16	0	154	
12/29	@ NO	W	P	3	37	12.3	29	0	-	-	-	-	-	4	54	13.5	23	0	1	19	19.0	19	0	110	
TOTALS				15/13	54	872	16.1	69	3	1	-4	-4.0	-4	0	55	470	8.5	87t	2	26	571	22.0	51	0	1909

ADMINISTRATION
& COACHES

STEVE
SMITH

ROOKIES

2012 IN REVIEW

RECORDS

TEAM HISTORY

REFERENCE

2001 CAROLINA

				RECEIVING					RUSHING					PUNT RETURNS					KICKOFF RETURNS					Total	
Date	Opp	W/L	P/S	Rec	Yds	Avg	LG	TD	Rsh	Yds	Avg	LG	TD	PR	Yds	Avg	LG	TD	KOR	Yds	Avg	LG	TD	Yds	
09/09	@ Min	W	P	1	16	16.0	16	0	-	-	-	-	-	3	25	8.3	20	0	3	134	44.7	93t	1	175	
09/23	@ Atl	L	P	-	-	-	-	-	-	-	-	-	-	-	-	-	-	-	2	41	20.5	22	0	41	
09/30	GB	L	P	-	-	-	-	-	-	-	-	-	-	1	0	0.0	0	0	4	71	17.8	25	0	71	
10/07	@ SF	L	P	-	-	-	-	-	-	-	-	-	-	3	13	4.3	6	0	4	85	21.3	26	0	98	
10/14	NO	L	P	1	11	11.0	11	0	-	-	-	-	-	5	102	20.4	70t	1	4	104	-	44	0	217	
10/21	@ Wsh	L	P	-	-	-	-	-	1	-8	-8.0	-8	0	3	46	15.3	28	0	2	27	13.5	18	0	65	
10/28	NYJ	L							INACTIVE - KNEE																
11/04	@ Mia	L	P	1	29	29.0	29	0	1	10	10.0	10	0	2	12	6.0	10	0	5	113	22.6	26	0	164	
11/11	@ St.L	L	P	-	-	-	-	-	1	2	2.0	2	0	1	15	15.0	15	0	7	252	36.0	99t	1	269	
11/18	SF	L	P	-	-	-	-	-	1	39	39.0	39	0	5	52	10.4	22	0	-	-	-	-	-	91	
11/25	ATL	L	P	3	29	9.7	16	0	-	-	-	-	-	2	6	3.0	5	0	2	42	21.0	22	0	77	
12/02	@ NO	L	P	-	-	-	-	-	-	-	-	-	-	1	3	3.0	3	0	4	171	42.8	82	0	174	
12/09	@ Buf	L	P	-	-	-	-	-	-	-	-	-	-	1	12	12.0	12	0	4	103	25.8	46	0	115	
12/23	STL	L	P	1	33	33.0	33	0	-	-	-	-	-	1	9	9.0	9	0	5	142	28.4	31	0	184	
12/30	AZ	L	P	-	-	-	-	-	-	-	-	-	-	3	60	20.0	45	0	4	50	12.5	16	0	110	
01/06	NE	L	S	3	36	12.0	19	0	-	-	-	-	-	3	9	3.0	8	0	6	96	16.0	25	0	141	
TOTALS				15/1	10	154	15.4	33	0	4	43	10.8	39	0	34	364	10.7	70t	1	56	1431	25.6	99t	2	1992

STEVE SMITH'S NFL FIRSTS

NFL DEBUT

Opponent	Date
at Minnesota	09/09/01

FIRST NFL START

Opponent	Date
vs New England	01/06/02

FIRST NFL RECEPTION

Opponent	Date
at Minnesota	09/09/01
[16 yards from Chris Weinke]	

FIRST NFL TOUCHDOWN

Opponent	Date
at Minnesota	09/09/01
[93-yard kickoff return]	

FIRST NFL TOUCHDOWN RECEPTION

Opponent	Date
at Minnesota	09/22/02
[14 yards from Rodney Peete]	

FIRST NFL THREE-TOUCHDOWN RECEPTION GAME

Opponent	Date
at Miami	09/25/05
[one, three and 53 yards from Jake Delhomme]	



FIRST NFL 100-YARD RECEIVING GAME

Opponent	Date
at Green Bay	09/29/02
[5-116]	

FIRST NFL 200-YARD RECEIVING GAME

Opponent	Date
vs Minnesota	10/30/05
[11-201]	

FIRST NFL RUSHING TOUCHDOWN

Opponent	Date
at New Orleans	12/18/05
[20 yards]	

JONATHAN STEWART

RUNNING BACK • OREGON

SIXTH NFL SEASON
SIXTH PANTHERS SEASON



Ht: 5-10 Wt: 235 • Born: March 21, 1987 • NFL Games Played/Started: 71/19 [1/0] • Acquired: D1a-08

PRO CAREER

• **NFL RECORD:** Teamed with running back DeAngelo Williams in 2009 to become the first set of teammates in NFL history to each rush for more than 1,100 yards in the same year – Stewart finished with 1,133 and Williams tallied 1,117.

• **TEAM RECORDS:** Set team records in 2011 for the most catches (47) and receiving yards (413) in a season by a running back, bettering the previous highs of 45 catches and 394 receiving yards by Nick Goings in 2004.

• **AMONG PANTHERS ALL-TIME LEADERS:** Stands second in franchise history with 3,836 career rushing yards... Joins DeAngelo Williams and DeShaun Foster as the only backs in team history with 3,000+ career rushing yards... Ranks second in team history with 27 career rushing touchdowns and nine career 100-yard rushing games... Compiled more than 100-yards rushing five times in 2009, including three consecutive games to end the season... Five 100-yard games ties for third-best in club history for a single season... Stands third with 818 rushing attempts and 4.69-yard rushing average... Career-high 206 rushing yards on 28 carries at New York Giants (12/27/09) is the second-highest single-game total in Panthers history.

• Played in nine games with six starts for Carolina in 2012 despite being limited by an ankle injury... Produced 336 yards and one touchdown on 93 attempts... Registered 17 catches for 157 yards and one touchdown... Contributed to offense that produced 5,771 total net yards and 328 first downs, the second-highest totals in team history.

• Played in 16 games with three starts for Carolina in 2011, ranking second on the team with 761 yards and four touchdowns on 142 attempts and finishing second on the team with a career-high 47 receptions for 413 yards and one touchdown.

• Part of Carolina rushing attack in 2011 that featured the first team in NFL history to have three players with 700 or more rushing yards in the same season: DeAngelo Williams - 836 yards, Stewart - 761 yards and Cam Newton - 706 yards.

• Led the team in 2010 with 770 rushing yards despite missing two games with a concussion.

• Led the club with a career-high 1,113 yards and 10 touchdowns on 221 attempts for an average of 5.13 yards per carry in 2009... Yards and touchdowns rank as third-highest totals in team history.

• Set new franchise mark for rushing yards by a rookie running back with 836 yards in 2008.

• 10 rushing touchdowns in 2008 ranked first in franchise history among rookie running backs... Teamed with DeAngelo Williams to become fourth set of teammates in NFL history to each score 10 touchdowns in a season.

• Combined with DeAngelo Williams in 2008 to lead all NFL running back duos with 2,351 yards rushing, the most for a running back combination since 1984.

• Tied club mark with three consecutive games with a rushing touchdown vs. Atlanta (9/28/08).

• Collected first 100-yard rushing game vs. Detroit (11/16/08) with 130 yards on 15 carries.

• Along with DeAngelo Williams set new franchise single-game rushing record with 299 yards against Tampa Bay (12/8/08)... Rushed for 115 yards and two touchdowns.

TRANSACTIONS: Signed to contract extension by Carolina (8/13/12)... Selected by Carolina in the first round (13th overall) of the 2008 NFL Draft (4/26/08).

GP/GS: Career (71/19) [1/0]; 2012 (9/6); 2011 (16/3); 2010 (14/7); 2009 (16/3); 2008 (16/0) [1/0].

2012: Played in nine games with six starts and was inactive for seven games for Carolina... Produced 336 yards and one touchdown on 93 attempts... Registered 17 catches for 157 yards and one touchdown... Contributed to offense that produced 5,771 total net yards and 328 first downs, the second-highest totals in team history... Ranks second in team history with 3,836 rushing yards, 27 rushing touchdowns and nine games with 100 or more rushing yards... Stands third with 818 rushing attempts and 4.69-yard rushing average... Inactive at Tampa Bay (9/9), versus the New York Giants (9/20) and for the last five games with an ankle injury... **Vs. New Orleans (9/16):** Took a screen pass 17 yards for a touchdown... **Vs. Tampa Bay (11/18):** Fought way into the end zone from one yard out.

COLLEGE: Played in 36 games with 25 starts at Oregon... Finished collegiate career second in Oregon annals with 2,891 career rushing yards and third with 4,889 all-purpose yards... Set single-season school records with 1,722 rushing yards and 2,481 all-purpose yards as a junior in 2007... Career kickoff return average of 28.69 yards broke the previous school record of 23.95 held by Steve Brown (1979-82)... Became first player in school history to return two kickoffs for touchdowns in the same season as a freshman in 2005... Recorded 14 100-yard rushing performances, including two 200-yards outings... Notched 27 rushing touchdowns during his collegiate career.

PERSONAL: Attended Timberline HS in Lacey, Wash.... Majored in political science at Oregon.

JONATHAN STEWART CAREER STATISTICS

Year	Team	GP	GS	RUSHING					RECEIVING				
				Att	Yds	Avg	Lg	TD	No	Yds	Avg	Lg	TD
2008	Carolina	16	0	184	836	4.5	41	10	8	47	5.9	15	0
2009	Carolina	16	3	221	1133	5.1	67t	10	18	139	7.7	19	1
2010	Carolina	14	7	178	770	4.3	48	2	8	103	12.9	55t	1
2011	Carolina	16	3	142	761	5.4	32	4	47	413	8.8	26	1
2012	Carolina	9	6	93	336	3.6	21	1	17	157	9.2	30	1
Totals		71	19	818	3836	4.7	67t	27	98	859	8.8	55t	4

Year	Team	GP	GS	RUSHING					RECEIVING				
				Att	Yds	Avg	Lg	TD	No	Yds	Avg	Lg	TD
2008	Carolina	1	0	3	12	4.0	9t	1	3	39	13.0	18	0
Totals		1	0	3	12	4.0	9t	1	3	39	13.0	18	0

Year	Team	KICKOFF RETURNS				
		No	Yds	Avg	Lg	TD
2008	Carolina	15	349	23.3	38	0
2009	Carolina	2	17	8.5	17	0
Totals		17	366	21.5	38	0

SINGLE-GAME CAREER HIGHS

RUSH ATTEMPTS	28	at New York Giants (12/27/09)
RUSHING YARDS	206	at New York Giants (12/27/09)
LONG RUSH	67t	vs. New Orleans (1/3/10)
RUSHING TDS	2	four times, last vs. Atlanta (11/15/09)
RECEPTIONS	8	vs. Green Bay (9/18/11)
RECEIVING YARDS	100	vs. Green Bay (9/18/11)
RECEIVING TDS	1	three times, last vs. Tampa Bay (12/24/11)

STEWART'S 100-YARD RUSHING GAMES

Date	Opp	W/L	Rsh	Yds	Avg	Long	TD
12/27/09	@ New York Giants	W	28	206	7.4	52	1
12/19/10	ARIZONA	W	27	137	5.1	35	0
12/12/10	ATLANTA	L	18	133	7.4	48	0
11/16/08	DETROIT	W	15	130	8.7	28	1
1/3/10	NEW ORLEANS	W	16	125	7.8	67	1
12/6/09	TAMPA BAY	W	26	120	4.6	25	1
12/8/08	TAMPA BAY	W	15	115	7.7	30	2
10/18/09	@ Tampa Bay	W	17	110	6.5	26	1
12/20/09	MINNESOTA	W	25	109	4.4	23	1

JONATHAN STEWART GAME-BY-GAME

2012 CAROLINA

Date	Opp	W/L	P/S	Rsh	Yds	Avg	LG	TD	Rec	Yds	Avg	LG	TD
09/09	@ Tampa Bay	L			INACTIVE - ANKLE								
09/16	NEW ORLEANS	W	P	11	51	4.6	16	0	1	17	17.0	17t	1
09/20	NEW YORK GIANTS	L			INACTIVE - ANKLE								
09/30	@ Atlanta	L	P	10	40	4.0	15	0	1	8	8.0	8	0
10/07	SEATTLE	L	P	4	16	4.0	11	0	2	15	7.5	8	0
10/21	DALLAS	L	S	10	35	3.5	20	0	3	11	3.7	9	0
10/28	@ Chicago	L	S	17	42	2.5	13	0	4	38	9.5	15	0
11/04	@ Washington	W	S	10	51	51.0	21	0	1	6	6.0	6	0
11/11	DENVER	L	S	8	31	3.9	14	0	2	23	11.5	19	0
11/18	TAMPA BAY	L	S	15	43	2.9	11	1	1	30	30.0	30	0
11/26	@ Philadelphia	W	S	8	27	3.4	12	0	2	9	4.5	7	0
12/02	@ Kansas City	L			INACTIVE - ANKLE								
12/09	ATLANTA	W			INACTIVE - ANKLE								
12/16	@ San Diego	W			INACTIVE - ANKLE								
12/23	OAKLAND	W			INACTIVE - ANKLE								
12/30	@ New Orleans	W			INACTIVE - ANKLE								
TOTALS			9/6	93	336	3.6	21	1	17	157	9.2	30	1

2011 CAROLINA

Date	Opp	W/L	P/S	Rsh	Yds	Avg	LG	TD	Rec	Yds	Avg	LG	TD
09/11	@ Arizona	L	P	7	26	3.7	13	0	2	14	7.0	15	0
09/18	GREEN BAY	L	P	6	5	0.8	5	0	8	100	12.5	21	0
09/25	JACKSONVILLE	W	P	10	59	5.9	20	0	3	26	8.7	18	0
10/02	@ Chicago	L	P	8	52	6.5	16	0	4	33	8.3	20	0
10/09	NEW ORLEANS	L	P	6	20	3.3	9	0	1	13	13.0	13	0
10/16	@ Atlanta	L	P	7	48	6.9	13	1	3	24	8.0	12	0
10/23	WASHINGTON	W	P	14	68	4.9	29	1	0	0	0.0	0	0
10/30	MINNESOTA	L	P	13	49	3.8	8	0	2	10	5.0	7	0
11/13	TENNESSEE	L	P	4	23	5.8	16	0	4	22	5.5	12	0
11/20	@ Detroit	L	P	8	22	2.8	5	0	6	87	14.5	26	0
11/27	@ Indianapolis	W	S	10	70	7.0	13	0	3	12	4.0	7	0
12/04	@ Tampa Bay	W	P	14	80	5.7	31	1	2	19	9.5	12	0
12/11	ATLANTA	L	S	8	29	3.6	7	0	4	27	6.8	17	0
12/18	@ Houston	W	P	11	43	3.9	12	0	2	8	4.0	5	0
12/24	TAMPA BAY	W	S	7	88	12.6	32	0	1	11	11.0	11t	1
01/01	@ New Orleans	L	P	9	79	8.8	29t	1	2	7	3.5	11	0
TOTALS			16/3	142	761	5.4	32	4	47	413	8.8	26	1

2010 CAROLINA

Date	Opp	W/L	P/S	Rsh	Yds	Avg	LG	TD	Rec	Yds	Avg	LG	TD
09/12	@ New York Giants	L	P	5	12	2.4	4	0	0	0	0.0	0	0
09/19	TAMPA BAY	L	P	8	43	5.4	19	0	0	0	0.0	0	0
09/26	CINCINNATI	L	P	8	13	1.6	7	1	2	18	9.0	15	0
10/03	@ New Orleans	L	P	7	21	3.0	7	0	1	55	55.0	55t	1
10/10	CHICAGO	L	P	8	30	3.8	24	0	1	4	4.0	4	0
10/24	SAN FRANCISCO	W	P	14	29	2.1	5	0	0	0	0.0	0	0
10/31	@ St. Louis	L	S	14	30	2.1	8	0	1	8	8.0	8	0
11/07	NEW ORLEANS	L	S	5	30	6.0	14	0	0	0	0.0	0	0
11/14	@ Tampa Bay	L		INACTIVE - CONCUSSION									
11/21	BALTIMORE	L		INACTIVE - CONCUSSION									
11/28	@ Cleveland	L	P	12	98	8.2	31	0	0	0	0.0	0	0
12/05	@ Seattle	L	S	21	92	4.4	14	1	1	7	7.0	7	0
12/12	ATLANTA	L	S	18	133	7.4	48	0	0	0	0.0	0	0
12/19	ARIZONA	W	S	27	137	5.1	35	0	1	2	2.0	2	0
12/23	@ Pittsburgh	L	S	18	71	3.9	12	0	1	9	9.0	9	0
01/02	@ Atlanta	L	S	13	31	2.4	12	0	0	0	0.0	0	0
TOTALS			14/7	178	770	4.3	48	2	8	103	12.9	55t	1

2009 CAROLINA

Date	Opp	W/L	P/S	Rsh	Yds	Avg	LG	TD	Rec	Yds	Avg	LG	TD
09/13	PHILADELPHIA	L	P	11	35	3.2	8	0	2	32	16.0	19	0
09/20	@ Atlanta	L	P	9	65	7.2	28	0	3	14	4.7	5	0
09/28	@ Dallas	L	P	3	-1	-0.3	4	0	2	17	8.5	12	0
10/11	WASHINGTON	W	P	10	39	3.9	12	1	1	6	6.0	6	0
10/18	@ Tampa Bay	W	P	17	110	6.5	26t	1	0	0	0.0	0	0
10/25	BUFFALO	L	P	7	25	3.6	8	0	4	20	5.0	12	0
11/01	@ Arizona	W	P	17	87	5.1	19	2	0	0	0.0	0	0
11/08	@ New Orleans	L	P	13	24	1.8	10	0	1	14	14.0	14	0
11/15	ATLANTA	W	P	11	82	7.5	45t	2	0	0	0.0	0	0
11/19	MIAMI	L	P	12	43	3.6	10	0	0	0	0.0	0	0
11/29	@ New York Jets	L	P	9	35	3.9	13	0	0	0	0.0	0	0
12/06	TAMPA BAY	W	S	26	120	4.6	25	1	1	6	6.0	6	0
12/13	@ New England	L	P	7	29	4.1	8	0	0	0	0.0	0	0
12/20	MINNESOTA	W	P	25	109	4.4	23	1	2	14	7.0	12	1
12/27	@ New York Giants	W	S	28	206	7.4	52	1	2	16	8.0	10	0
01/03	NEW ORLEANS	W	S	16	125	7.8	67t	1	0	0	0.0	0	0
TOTALS			15/3	221	1133	5.1	67t	10	18	139	7.7	19	1

2008 CAROLINA

Date	Opp	W/L	P/S	Rsh	Yds	Avg	LG	TD	Rec	Yds	Avg	LG	TD
09/14	@ San Diego	W	P	10	53	5.3	15	0	0	0	0.0	0	0
09/28	CHICAGO	W	P	14	77	5.5	24	2	0	0	0.0	0	0
09/21	@ Minnesota	L	P	7	15	2.1	9	1	0	0	0.0	0	0
09/28	ATLANTA	W	P	15	55	3.7	16	1	0	0	0.0	0	0
10/05	KANSAS CITY	W	P	19	72	3.8	24	0	1	8	8.0	8	0
10/12	@ Tampa Bay	L	P	6	12	2.0	4	0	1	1	1.0	1	0
10/19	NEW ORLEANS	W	P	17	68	4.0	18t	1	1	3	3.0	3	0
10/26	ARIZONA	W	P	8	10	1.3	4	0	1	0	0.0	0	0
11/09	@ Oakland	W	P	7	21	3.0	8	0	0	0	0.0	0	0
11/16	DETROIT	W	P	15	130	8.7	28	1	1	4	4.0	4	0
11/23	@ Atlanta	L	P	5	15	3.0	9	0	0	0	0.0	0	0
11/30	@ Green Bay	W	P	4	56	14.5	41	0	1	3	3.0	3	0
12/08	TAMPA BAY	W	P	15	115	7.7	30	2	0	0	0.0	0	0
12/14	DENVER	W	P	16	52	3.3	10	1	0	0	0.0	0	0
12/21	@ New York Giants	L	P	9	29	3.2	7	0	2	28	14.0	15	0
12/28	@ New Orleans	W	P	17	56	3.3	16	1	0	0	0.0	0	0
TOTALS			16/0	184	836	4.5	41	10	8	47	5.9	15	0
POSTSEASON													
01/10	ARIZONA	L	P	3	12	4.0	9t	1	3	39	13.0	18	0
TOTALS			1/0	3	12	4.0	9t	1	3	39	13.0	18	0

JOSH THOMAS

CORNERBACK • BUFFALO

THIRD NFL SEASON
THIRD PANTHERS SEASON



Ht: 5-11 Wt: 190 • Born: May 3, 1989 • NFL Games Played/Started: 25/4 • Acquired: WV-11 (DAL)

PRO CAREER

• Played in 16 games with starts in the last four at cornerback for Carolina in 2012...Notched 24 tackles and ranked second on the team with seven passes defended...Part of defensive unit that ranked 10th in the NFL.

• Made first NFL start vs. Atlanta (12/9/12).

• Played in the last nine games of 2011 for Carolina...Saw limited action as an extra defensive back in nickel and dime packages...Posted one tackle and one fumble recovery on special teams.

• Recovered a fumble by Buccaneers kick returner Sammie Stroughter vs. Tampa Bay (12/24/11), setting up a touchdown.

TRANSACTIONS: Claimed off waivers by Carolina (9/4/11)...Waived by Dallas (9/3/11)...Selected in the fifth round (143rd overall) of the 2011 NFL Draft by Dallas (4/30/11).

GP/GS: Career (25/4); 2012 (16/4); 2011 (9/0).

2012: Played in 16 games with starts in the last four at

right cornerback for Carolina...Notched 24 tackles and ranked second on the team with seven passes defended...Contributed to unit that ranked 10th in the NFL in total defense...Logged seven tackles and one fumble recovery on special teams...**Vs. Seattle (10/7):** Recovered a fumble by Seahawks kick returner Leon Washington on the opening kickoff of the second half...**Vs. Atlanta (12/9):** Made first NFL start.

COLLEGE: Played in 47 games with 34 starts at Buffalo...Produced 205 tackles, two sacks, five forced fumbles, two fumble recoveries, two interceptions and 27 passes defended...Intercepted one pass and broke up eight passes as a senior in 2010...Ranked second on the Bulls with nine passes defended in 2009 junior season...Compiled 57 tackles, six passes defended and three forced fumbles as a sophomore in 2008...Logged 45 tackles, one interception and four passes defended as a freshman in 2007.

PERSONAL: Attended Cedar Hill (Texas) HS...Majored in sociology at Buffalo.

JOSH THOMAS CAREER STATISTICS

Year	Team	GP/GS	Tot	T	A	Sack	Yds	INT	Yds	Lg	TD	PD	FF	FR	Yds
2011	Carolina	9/0	0	0	0	0.0	0.0	0	0	0	0	0	0	0	0
2012	Carolina	16/4	24	19	5	0.0	0.0	0	0	0	0	7	0	0	0
Totals		25/4	24	19	5	0.0	0.0	0	0	0	0	7	0	0	0

ADDITIONAL STATISTICS

SPECIAL TEAMS TACKLES: 2011 (1); 2012 (7).

SINGLE-GAME CAREER HIGHS

TACKLES 4 at New Orleans (12/30/12)

PASSES DEFENSED 2 at New Orleans (12/30/12)

ADMINISTRATION
& COACHES

JOSH
THOMAS

ROOKIES

2012 IN REVIEW

RECORDS

TEAM HISTORY

REFERENCE

JOSH THOMAS GAME-BY-GAME

2012 CAROLINA

Date	Opp	W/L	P/S	T	S	A	SACK	QBP	FR	FF	PD	INT	YDS	LG	TD
09/09	@ Tampa Bay	L	P	0	0	0	0.0	0	0	0	0	-	-	-	0
09/16	NEW ORLEANS	W	P	0	0	0	0.0	0	0	0	0	-	-	-	0
09/20	NEW YORK GIANTS	L	P	0	0	0	0.0	0	0	0	0	-	-	-	0
09/30	@ Atlanta	L	P	0	0	0	0.0	0	0	0	0	-	-	-	0
10/07	SEATTLE	L	P	3	3	0	0.0	0	0	0	0	-	-	-	0
10/21	DALLAS	L	P	2	2	0	0.0	0	0	0	1	-	-	-	0
10/28	@ Chicago	L	P	1	0	1	0.0	0	0	0	0	-	-	-	0
11/04	@ Washington	W	P	0	0	0	0.0	0	0	0	0	-	-	-	0
11/11	DENVER	L	P	3	3	0	0.0	0	0	0	0	-	-	-	0
11/18	TAMPA BAY	L	P	3	3	0	0.0	0	0	0	1	-	-	-	0
11/26	@ Philadelphia	W	P	1	1	0	0.0	0	0	0	0	-	-	-	0
12/02	@ Kansas City	L	P	1	1	0	0.0	0	0	0	1	-	-	-	0
12/09	ATLANTA	W	S	2	2	0	0.0	0	0	0	1	-	-	-	0
12/16	@ San Diego	W	S	1	1	0	0.0	0	0	0	0	-	-	-	0
12/23	OAKLAND	W	S	3	1	2	0.0	0	0	0	1	-	-	-	0
12/30	@ New Orleans	W	S	4	2	2	0.0	0	0	0	2	-	-	-	0
TOTALS				16/4	24	19	5	0.0	0	0	0	7	0	0	0

2011 CAROLINA

Date	Opp	W/L	P/S	T	S	A	SACK	QBP	FR	FF	PD	INT	YDS	LG	TD
09/11	@ Arizona	L													
09/18	GREEN BAY	L													
09/25	JACKSONVILLE	W													
10/02	@ Chicago	L													
10/09	NEW ORLEANS	L													
10/16	@ Atlanta	L													
10/23	WASHINGTON	W													
10/30	MINNESOTA	L	P	0	0	0	0.0	0	0	0	0	-	-	-	0
11/13	TENNESSEE	L	P	0	0	0	0.0	0	0	0	0	-	-	-	0
11/20	@ Detroit	L	P	0	0	0	0.0	0	0	0	0	-	-	-	0
11/27	@ Indianapolis	W	P	0	0	0	0.0	0	0	0	0	-	-	-	0
12/04	@ Tampa Bay	W	P	0	0	0	0.0	0	0	0	0	-	-	-	0
12/11	ATLANTA	L	P	0	0	0	0.0	0	0	0	0	-	-	-	0
12/18	@ Houston	W	P	0	0	0	0.0	0	0	0	0	-	-	-	0
12/24	TAMPA BAY	W	P	0	0	0	0.0	0	0	0	0	-	-	-	0
01/01	@ New Orleans	L	P	0	0	0	0.0	0	0	0	0	-	-	-	0
TOTALS				9/0	0	0	0	0.0	0	0	0	0	0	0	0

MIKE TOLBERT

FULLBACK • COASTAL CAROLINA

SIXTH NFL SEASON
SECOND PANTHERS SEASON



35

Ht: 5-9 Wt: 245 • Born: November 23, 1985 • NFL Games Played/Started: 75/20 [1/0] • Acquired: UFA-12 (SD)

PRO CAREER

- Played in all 16 games with five starts for Carolina in 2012...Rushed for 183 yards and seven touchdowns on 54 attempts...Contributed to Carolina offense in 2012 that produced 5,771 total net yards and 328 first downs, the second-highest totals in team history.
- Established a career high with three touchdown runs at New Orleans (12/30/12).
- Played in 15 games with one start at running back for San Diego in 2011...Rushed for 490 yards and eight touchdowns on 121 attempts...Produced a career-high 54 receptions for 433 yards and two touchdowns.
- Played in 15 games with four starts at running back for San Diego in 2010...Led the Chargers with a career-high 735 yards on 182 carries...Rated sixth in the NFL with a career-high 11 rushing touchdowns.
- Generated first career 100-yard rushing effort with 100 yards and a five-yard touchdown on 16 attempts vs. Arizona (10/3/10).
- Compiled a single-game career-high 111 yards on 25 carries with a one-yard touchdown vs. Denver (11/22/10).
- Played in 16 games with three starts at fullback for San Diego in 2009...Paced the Chargers with 22 special teams tackles.
- Scored first career rushing touchdown on an eight-yard run at Denver (11/22/09).
- Played in 13 games with seven starts at fullback for San Diego as a rookie in 2008...Paved the way for LaDainian Tomlinson to rush for 1,110 yards and 11 touchdowns.
- Scored first career touchdown on a one-yard catch on Monday Night Football vs. New York Jets (9/22/08).

TRANSACTIONS: Signed as an unrestricted free agent by Carolina (3/19/12)...Placed on injured reserve with an injured neck and shoulder by San Diego (12/31/10)...Signed as an undrafted rookie free agent by San Diego (5/2/08).

GP/GS: Career (75/20) [1/0]; 2012 (16/5); 2011 (15/1); 2010 (15/4); 2009 (16/3) [1/0]; 2008 (13/7) [0/0].

2012: Signed as an unrestricted free agent by Carolina (3/19)...Played in 16 games with five starts at fullback...Rushed for 183 yards and seven touchdowns on 54 attempts...Posted 27 receptions for 268 yards...Returned one kickoff for 26 yards...Contributed to offense that produced 5,771 total net yards and 328 first downs, the second-highest totals in team history...**Vs. New Orleans (9/16):** Plowed into the end zone from two yards out for a touchdown...**Vs. Dallas (10/21):** Bulldozed way into the end zone for a two-yard touchdown...**At San Diego (12/16):** Rushed for a season-high 40 yards and two touchdowns, both on one-yard runs...**At New Orleans (12/30):** Established a career high with three touchdown runs – all from one yard out.

COLLEGE: Played in 43 games with 23 starts at Coastal Carolina...Finished career with 1,670 yards and 21 touchdowns...First-team All-Big South Conference selection as a senior in 2007...Led the Chanticleers with 748 yards and nine touchdowns on 111 carries...Amassed a school-record 244 yards and two touchdowns on 13 rushes, including a school and conference-record 86-yard touchdown run, against Virginia Military.

PERSONAL: Attended Douglas County HS in Douglasville, Ga....Majored in sports management at Coastal Carolina.

ADMINISTRATION
& COACHES

MIKE
TOLBERT

ROOKIES

2012 IN REVIEW

RECORDS

TEAM HISTORY

REFERENCE

MIKE TOLBERT CAREER STATISTICS

Year	Team	GP	GS	RUSHING					RECEIVING				
				Att	Yds	Avg	Lg	TD	No	Yds	Avg	Lg	TD
2008	San Diego	13	7	13	37	2.8	11	0	13	171	13.2	67	1
2009	San Diego	16	3	25	148	5.9	32	1	17	192	11.3	66t	3
2010	San Diego	15	4	182	735	4.0	36	11	25	216	8.6	28	0
2011	San Diego	15	1	121	490	4.0	40	8	54	433	8.0	27	2
2012	Carolina	16	5	54	183	3.4	13	7	27	268	9.9	26	0
Totals		75	20	395	1593	4.0	40	27	136	1280	9.4	67	6

POSTSEASON

Year	Team	GP	GS	RUSHING					RECEIVING				
				Att	Yds	Avg	Lg	TD	No	Yds	Avg	Lg	TD
2009	San Diego	1	0	0	0	0.0	0	0	1	6	6.0	6	0
Totals		1	0	0	0	0.0	0	0	1	6	6.0	6	0

ADDITIONAL STATISTICS

SPECIAL TEAMS TACKLES: 2009 (22); 2010 (8); 2011 (12).

KICKOFF RETURNS: 2012 (1 ret-26 yds).

SINGLE-GAME CAREER HIGHS

RUSH ATTEMPTS	26	at Indianapolis (11/28/10)
RUSHING YARDS	111	at Indianapolis (11/28/10)
LONG RUSH	40	at Oakland (1/1/12)
RUSHING TDS	3	at New Orleans (12/30/12)
RECEPTIONS	9	vs. Minnesota (9/11/11)
RECEIVING YARDS	73	at New England (9/18/11)
LONG RECEPTION	67	at Denver (9/14/08)
RECEIVING TDS	2	vs. Minnesota (9/11/11)

100-YARD RUSHING GAMES

Date	Opp	W/L	Rsh	Yds	Avg	Long	TD
11/22/10	DENVER	W	25	111	4.4	22	1
11/28/10	at Indianapolis	W	26	103	4.0	21	1
10/3/10	ARIZONA	W	16	100	6.3	23	1

MIKE TOLBERT GAME-BY-GAME

2012 CAROLINA

Date	Opp	W/L	P/S	Rsh	Yds	Avg	LG	TD	Rec	Yds	Avg	LG	TD
09/09	@ Tampa Bay	L	P	1	2	2.0	2	0	3	8	2.7	20	0
09/16	NEW ORLEANS	W	P	2	3	1.5	2t	1	2	23	11.5	20	0
09/20	NEW YORK GIANTS	L	S	3	4	1.3	3	0	4	47	11.8	17	0
09/30	@ Atlanta	L	P	4	14	3.5	6	0	1	8	8.0	8	0
10/07	SEATTLE	L	P	1	3	3.0	3	0	0	0	0.0	0	0
10/21	DALLAS	L	P	3	9	3.0	4	1	0	0	0.0	0	0
10/28	@ Chicago	L	P	3	7	2.3	4	0	1	15	15.0	15	0
11/04	@ Washington	W	P	3	4	1.3	3	0	1	7	7.0	7	0
11/11	DENVER	L	S	2	6	3.0	3	0	2	34	17.0	26	0
11/18	TAMPA BAY	L	P	0	0	0.0	0	0	2	14	7.0	10	0
11/26	@ Philadelphia	W	P	1	3	3.0	3	0	2	24	12.0	13	0
12/02	@ Kansas City	L	S	2	15	7.5	9	0	3	24	8.0	15	0
12/09	ATLANTA	W	P	5	20	4.0	7	0	3	18	6.0	8	0
12/16	@ San Diego	W	S	9	40	4.4	13	2	2	24	12.0	13	0
12/23	OAKLAND	W	P	5	28	5.6	8	0	0	0	0.0	0	0
12/30	@ New Orleans	W	S	10	25	2.5	5t	3	1	22	22.0	22	0
TOTALS			16/5	54	183	3.4	13	7	27	268	9.9	26	0

2011 SAN DIEGO

Date	Opp	W/L	P/S	Rsh	Yds	Avg	LG	TD	Rec	Yds	Avg	LG	TD
09/11	MINNESOTA	W	P	12	35	2.9	13	1	9	58	6.4	19t	2
09/18	@ New England	L	P	9	10	1.1	7	0	8	73	9.1	21	0
09/25	KANSAS CITY	W	P	4	19	4.8	6	0	3	24	8.0	21	0
10/02	MIAMI	W	P	6	17	2.8	11	1	5	51	10.2	19	0
10/09	@ Denver	W	P	5	24	4.8	13	0	3	25	8.3	17	0
10/23	@ New York Jets	L	P	11	58	5.3	29	1	0	0	0.0	0	0
10/31	@ Kansas City	L		INACTIVE - HAMSTRING/HAND									
11/06	GREEN BAY	L	S	19	83	4.4	9	1	4	59	14.8	27	0
11/10	OAKLAND	L	P	7	36	5.1	11	0	5	37	7.4	17	0
11/20	@ Chicago	L	P	3	14	4.7	8	0	5	24	4.8	13	0
11/27	DENVER	L	P	11	44	4.0	11	0	3	19	6.3	8	0
12/05	@ Jacksonville	W	P	6	24	4.0	13t	1	0	0	0.0	0	0
12/11	BUFFALO	W	P	6	21	3.5	13	1	0	0	0.0	0	0
12/18	BALTIMORE	W	P	8	40	5.0	22	1	2	18	9.0	11	0
12/24	@ Detroit	L	P	5	7	1.4	6	0	6	32	5.3	9	0
01/01	@ Oakland	W	P	9	58	6.4	40	1	1	13	13.0	13	0
TOTALS			15/1	121	490	4.0	40	8	54	433	8.0	27	2

ADMINISTRATION
& COACHES

MIKE
TOLBERT

ROOKIES

2012 IN REVIEW

RECORDS

TEAM HISTORY

REFERENCE

2010 SAN DIEGO

Date	Opp	W/L	P/S	Rsh	Yds	Avg	LG	TD	Rec	Yds	Avg	LG	TD
09/13	@ Kansas City	L	P	2	26	13.0	23	0	0	0	0.0	0	0
09/19	JACKSONVILLE	W	P	16	82	5.1	29	2	1	13	13.0	13	0
09/26	@ Seattle	L	P	17	73	4.3	13	0	3	17	5.7	8	0
10/03	ARIZONA	W	S	16	100	6.3	23	1	2	3	1.5	8	0
10/10	@ Oakland	L	S	12	11	0.9	9	1	2	24	12.0	13	0
10/17	@ St. Louis	L	P	3	3	1.0	11	1	0	0	0.0	0	0
10/24	NEW ENGLAND	L	P	2	5	2.5	4	1	1	13	13.0	13	0
10/31	TENNESSEE	W	P	11	63	5.7	36	1	4	27	6.8	9	0
11/07	@ Houston	W	P	8	32	4.0	9	0	1	2	2.0	2	0
11/22	DENVER	W	P	25	111	4.4	22	1	2	42	21.0	28	0
11/28	@ Indianapolis	W	P	26	103	4.0	21	1	2	15	7.5	8	0
12/05	OAKLAND	L	S	7	16	2.3	7	0	6	47	7.8	24	0
12/12	KANSAS CITY	W	P	16	66	4.1	18	1	1	13	13.0	13	0
12/16	SAN FRANCISCO	W	P	17	46	2.7	11	1	0	0	0.0	0	0
12/26	@ Cincinnati	L	S	4	-2	-0.5	6	0	0	0	0.0	0	0
01/02	@ Denver			INJURED RESERVE - NECK/SHOULDER									
TOTALS			15/4	182	735	4.0	36	11	25	216	8.6	28	0

2009 SAN DIEGO

Date	Opp	W/L	P/S	Rsh	Yds	Avg	LG	TD	Rec	Yds	Avg	LG	TD
09/14	@ Oakland	W	P	0	0	0.0	0	0	0	0	0.0	0	0
09/20	BALTIMORE	L	P	0	0	0.0	0	0	0	0	0.0	0	0
09/27	MIAMI	W	P	1	5	5.0	5	0	0	0	0.0	0	0
10/04	@ Pittsburgh	L	P	0	0	0.0	0	0	0	0	0.0	0	0
10/19	DENVER	L	P	0	0	0.0	0	0	2	40	20.0	22	0
10/25	@ Kansas City	W	S	0	0	0.0	0	0	1	2	2.0	2	0
11/01	OAKLAND	W	P	2	6	3.0	3	0	0	0	0.0	0	0
11/08	@ New York Giants	W	P	0	0	0.0	0	0	0	0	0.0	0	0
11/15	PHILADELPHIA	W	P	0	0	0.0	0	0	2	25	12.5	20t	1
11/22	@ Denver	W	P	7	58	8.3	32	1	1	1	1.0	1	0
11/29	KANSAS CITY	W	P	4	19	4.8	11	0	2	17	8.5	15	0
12/06	@ Cleveland	W	P	0	0	0.0	0	0	1	66	66.0	66t	1
12/13	@ Dallas	W	S	0	0	0.0	0	0	3	19	6.3	11	0
12/20	CINCINNATI	W	P	0	0	0.0	0	0	1	2	2.0	2	0
12/25	@ Tennessee	W	P	11	60	5.5	20	0	1	11	11.0	11	0
01/03	WASHINGTON	L	S	0	0	0.0	0	0	3	9	3.0	7	1
TOTALS			16/3	25	148	5.9	32	1	17	192	11.3	66t	3

POSTSEASON

01/17	NEW YORK JETS	L	P	0	0	0.0	0	0	1	6	6.0	6	0
TOTALS			1/0	0	0	0.0	0	0	1	6	6.0	6	0

2008 SAN DIEGO

Date	Opp	W/L	P/S	Rsh	Yds	Avg	LG	TD	Rec	Yds	Avg	LG	TD
09/07	CAROLINA	L	S	3	6	2.0	6	0	3	35	11.7	16	0
09/14	@ Denver	L	S	1	1	1.0	1	0	2	68	34.0	67	0
09/22	NEW YORK JETS	W	S	0	0	0.0	0	0	4	17	4.3	6	1
09/28	@ Oakland	W	S	1	11	11.0	11	0	1	14	14.0	14	0
10/05	@ Miami	L	P	0	0	0.0	0	0	0	0	0.0	0	0
10/12	NEW ENGLAND	W	P	5	15	3.0	4	0	0	0	0.0	0	0
10/19	@ Buffalo	L	S	0	0	0.0	0	0	0	0	0.0	0	0
10/26	@ New Orleans	L	S	1	0	0.0	0	0	0	0	0.0	0	0
11/09	KANSAS CITY	W	P	0	0	0.0	0	0	3	37	12.3	23	0
11/16	@ Pittsburgh	L	P	2	4	2.0	2	0	0	0	0.0	0	0
11/23	INDIANAPOLIS	L	S	0	0	0.0	0	0	0	0	0.0	0	0
11/30	ATLANTA	L		INACTIVE - SHOULDER									
12/04	OAKLAND	W		INACTIVE - SHOULDER									
12/14	@ Kansas City	W		INACTIVE - SHOULDER									
12/21	@ Tampa Bay	W	P	0	0	0.0	0	0	0	0	0.0	0	0
12/28	DENVER	W	P	0	0	0.0	0	0	0	0	0.0	0	0
TOTALS			13/7	13	37	2.8	11	0	13	171	13.2	67	1

DeANGELO WILLIAMS

RUNNING BACK • MEMPHIS

EIGHTH NFL SEASON
EIGHTH PANTHERS SEASON



PRO BOWLS: 1
2009

Ht: 5-9 Wt: 215 • Born: April 25, 1983 • NFL Games Played/Started: 96/61 [1/1] • Acquired: D1-06



PRO CAREER

• **TEAM RECORDS:** 43 career rushing touchdowns, 5,784 rushing yards, 1,169 rushing attempts, and 17 100-yard games rank first in franchise history...Set franchise single-game rushing record with 210 yards at New Orleans (12/30/12)...1,515 yards rushing in 2008 rank first in franchise history...Tied team record with four consecutive 100-yard rushing games, previously accomplished by Nick Goings in 2004...5.55 average yards per carry in 2008 bettered previous mark of 5.20 by Tshimanga Biakabutuka in 1999...18 rushing touchdowns in 2008 rank first in club history...Set franchise record with four rushing touchdowns at Green Bay (11/30/08) and matched that mark at New York Giants (12/21/08)...Combined with running back Jonathan Stewart to set single-game team rushing record with 299 yards versus Tampa Bay (12/8/08)...Set franchise record with eight consecutive games with a rushing touchdown...Eight 100-yard rushing performances in 2008 surpassed previous mark of seven by Stephen Davis in 2003...20 touchdowns (18 rushing and two receiving) in 2008 surpassed Muhsin Muhammad's club record of 16 in 2004...77-yard run at Arizona (11/1/09) set a club record for the longest run from scrimmage, surpassing his previous mark of 75 yards at Arizona (10/14/07)...74-yard touchdown run vs. Atlanta (12/11/11) set a club record for the longest touchdown run in team history...Averaged 12.10 yards per attempt at Arizona (10/14/07), bettering the previous high of 11.83 yards by Tshimanga Biakabutuka at Washington (10/3/99).

• **NFL RECORD:** Teamed with running back Jonathan Stewart to become the first set of teammates in NFL history to each rush for more than 1,100 yards in the same year – Stewart finished with 1,133 and Williams tallied 1,117.

• Played in 16 games with 10 starts for Carolina in 2012...Finished second on the team with 737 yards and five touchdowns on 173 carries...Notched 13 receptions for 187 yards and two touchdowns...Contributed to offense that produced 5,771 total net yards and 328 first downs, the second-highest totals in team history.

• Became the first player in franchise history to reach 5,000 career rushing yards after leading Carolina in 2011 with 836 yards and seven touchdowns on 155 attempts.

• Part of Carolina's rushing attack in 2011 that featured the first team in NFL history to have three players with 700 or more rushing yards in the same season: Williams - 836 yards, Jonathan Stewart - 761 yards and Cam Newton - 706 yards.

• Earned his first Pro Bowl selection in 2009 after finishing second on the team with 1,117 yards and seven touchdowns on 216 carries for an average of 5.17 yards per attempt.

• Became first player in team history to record consecutive

1,000-yard rushing seasons after rushing for 1,515 yards in 2008 and 1,117 yards in 2009.

• Partnered with running back Jonathan Stewart to become first duo in team history to each surpass 100-yards rushing in the same game vs. Detroit (11/16/08).

• Ranked third in the NFL in 2008 with 1,515 rushing yards and 5.5 per carry average led all rushers with at least 100 attempts.

• Teamed with Jonathan Stewart in 2008 to lead all NFL running back duos with 2,351 yards rushing, the most by a running back combination since 1984.

• Tied Jim Brown (1963) for second-most touchdown runs of more than 30 yards with six in 2008.

• Led NFL in scoring by a non-kicker with 122 points in 2008.

• Responsible for memorable performance at Atlanta (12/24/06) when he converted seven-of-eight third down opportunities as a quarterback in the shotgun formation to help the team set a single-game record with 52 rushing attempts and maintain possession for 41:47, the second-highest in team history, in a 10-3 victory.

• Became first running back in Panthers history to produce a 100-yard receiving contest with 101 yards on seven receptions at Philadelphia (12/4/06)...Combined with 114-yard rushing effort vs. St. Louis (11/19/06), also became the first player in team annals to register both a 100-yard receiving game and 100-yard rushing contest during their Panthers career.

• Produced first career 100-yard rushing effort with 114 yards on 20 carries vs. St. Louis (11/19/06).

TRANSACTIONS: Signed to contract extension by Carolina (5/13/13)...Re-signed as an unrestricted free agent by Carolina (7/30/11)...Placed on injured reserve with an injured right foot by Carolina (11/17/10)...Selected by Carolina in the first round (27th overall) of the 2006 NFL Draft (4/29/06).

GP/GS: Career (96/61) [1/1]; 2012 (16/10); 2011 (16/14); 2010 (6/6); 2009 (13/13); 2008 (16/16) [1/1]; 2007 (16/0); 2006 (13/2).

2012: Played in 16 games with 10 starts for Carolina...Finished second on the team with 737 yards and five touchdowns on 173 carries...Notched 13 receptions for 187 yards and two touchdowns...Contributed to offense that produced 5,771 total net yards and 328 first downs, the second-highest totals in team history...Ranks as the franchise's all-time leader with 1,169 rushing attempts, 5,784 rushing yards, 43 rushing touchdowns and 17 games with 100 or more rushing yards...Stands second with a 4.95-yard rushing average...

Vs. New Orleans (9/16): Scored on a three-yard touchdown run...**At Atlanta (9/30):** Ran straight up the middle on a read option for a 13-yard touchdown...**At Washington**

ADMINISTRATION
& COACHES

DeANGELO
WILLIAMS

ROOKIES

2012 IN REVIEW

RECORDS

TEAM HISTORY

REFERENCE

(11/4): Tiptoeed down the sideline for a 30-yard touchdown run...**Vs. Atlanta (12/9):** Caught a screen pass and turned it into a career-long 53-yard touchdown catch...**At San Diego (12/16):** Accumulated 144 total yards...Generated 93 yards rushing on a season-high 22 attempts and 51 yards receiving on two receptions with one touchdown...Cradled a tipped screen pass and accelerated 43 yards to the end zone...**At New Orleans (12/30):** Set a team record with 210 yards rushing and two touchdowns on 21 carries...Broke the previous mark of 206 yards by Jonathan Stewart at the New York Giants (12/27/09)...Exploded for a season-long 65-yard run to the Saints one-yard line to set up a touchdown in the second quarter...Scampered 54 yards for a touchdown in the third quarter...Burst around left end for a 12-yard touchdown in the fourth quarter...Averaged 10.0 yards per carry – the third-highest single-game average rushing gain in team history...Represented 17th career 100-yard rushing performance.

COLLEGE: Left Memphis as the NCAA Division I-A all-time leader with 7,573 all-purpose yards (since broken), breaking the previous mark of 7,206 by Ricky Williams at the University of Texas from 1995-98....Fourth player in NCAA Division I-A history to compile more than 6,000 career rushing yards, joining Tony Dorsett, Ricky Williams and Ron Dayne...Williams ended his career ranked fourth all-time with 6,026 yards rushing...NCAA record-holder with 100-yard rushing efforts in 34 of his 44 collegiate contests, bettering the mark of 33 set by Archie Griffin of Ohio State and matched by Tony Dorsett of Pittsburgh...Conference USA career leader with 6,026 rushing yards and 55 touchdowns on 969 attempts.

PERSONAL: Attended Wynne (Ark.) HS...Majored in marketing at Memphis.

DEANGELO WILLIAMS CAREER STATISTICS

Year	Team	GP	GS	RUSHING					RECEIVING				
				Att	Yds	Avg	Lg	TD	No	Yds	Avg	Lg	TD
2006	Carolina	13	2	121	501	4.1	31	1	33	313	9.5	41	1
2007	Carolina	16	0	144	717	5.0	75	4	23	175	7.6	30	1
2008	Carolina	16	16	273	1515	5.5	69t	18	22	121	5.5	25t	2
2009	Carolina	13	13	216	1117	5.2	77	7	29	252	8.7	30	0
2010	Carolina	6	6	87	361	4.1	39t	1	11	61	5.5	14	0
2011	Carolina	16	14	155	836	5.4	74t	7	16	135	8.4	32	0
2012	Carolina	16	10	173	737	4.3	65	5	13	187	14.4	53t	2
Totals		96	61	1169	5784	4.9	77	43	147	1244	8.5	53t	6

Year	Team	KICKOFF RETURNS				
		No	Yds	Avg	Lg	TD
2006	Carolina	32	623	19.5	39	0
2007	Carolina	13	231	17.8	29	0
Totals		45	854	19.0	39	0

POSTSEASON

Year	Team	GP	GS	RUSHING					RECEIVING				
				Att	Yds	Avg	Lg	TD	No	Yds	Avg	Lg	TD
2008	Carolina	1	1	12	63	5.3	31	0	1	6	6.0	6	0
Totals		1	1	12	63	5.3	31	0	1	6	6.0	6	0

SINGLE-GAME CAREER HIGHS

RUSH ATTEMPTS	30	at Tampa Bay (10/18/09)
RUSHING YARDS	210	at New Orleans (12/30/12)
LONG RUSH	77	at Arizona (11/1/09)
RUSHING TDS	4	two times, last at New York Giants (12/21/08)
LONG TD RUSH	74	vs. Atlanta (12/11/11)
RECEPTIONS	7	at Philadelphia (12/4/06)
RECEIVING YARDS	101	at Philadelphia (12/4/06)
RECEIVING TDS	1	six times, last at San Diego (12/16/12)
LONG RECEPTION	53t	vs. Atlanta (12/9/12)

WILLIAMS' 100-YARD RUSHING GAMES

Date	Opp	W/L	Rsh	Yds	Avg	Long	TD
12/30/12	@ New Orleans	W	21	210	10.0	65	2
12/8/08	TAMPA BAY	W	19	186	9.8	41	2
12/28/08	@ New Orleans	W	25	178	7.1	30	0
11/01/09	@ Arizona	W	23	158	6.9	77	0
10/18/09	@ Tampa Bay	W	30	152	5.1	20	2
11/08/09	@ New Orleans	L	21	149	7.1	66	2
11/9/08	@ Oakland	W	19	140	7.4	69t	1
10/5/08	KANSAS CITY	W	20	123	6.2	32t	2
11/19/09	Miami	L	13	122	9.4	50	0
10/14/07	@ Arizona	W	10	121	12.10	75	1
12/30/07	@ Tampa Bay	W	20	121	6.1	32	2
11/16/08	DETROIT	W	14	120	8.6	56	2
10/09/11	NEW ORLEANS	L	9	115	12.8	69t	1
11/19/06	ST. LOUIS	W	20	114	5.7	31	0
10/26/08	ARIZONA	W	17	108	6.4	15	1
12/21/08	@ New York Giants	L	24	108	4.5	30	4
11/23/08	@ Atlanta	L	19	101	5.3	21	1

DEANGELO WILLIAMS GAME-BY-GAME

2012 CAROLINA

Date	Opp	W/L	P/S	Rsh	Yds	Avg	LG	TD	Rec	Yds	Avg	LG	TD
09/09	@ Tampa Bay	L	S	6	-1	-0.2	7	0	1	5	5.0	5	0
09/16	NEW ORLEANS	W	S	14	69	4.9	27	1	0	0	0.0	0	0
09/20	NEW YORK GIANTS	L	S	11	50	4.5	16	0	2	23	11.5	14	0
09/30	@ Atlanta	L	S	11	49	4.5	13t	1	1	2	2.0	2	0
10/07	SEATTLE	L	S	6	6	1.0	4	0	0	0	0.0	0	0
10/21	DALLAS	L	P	2	4	2.0	3	0	0	0	0.0	0	0
10/28	@ Chicago	L	P	11	33	3.0	17	0	0	0	0.0	0	0
11/04	@ Washington	W	P	6	37	6.2	30t	1	0	0	0.0	0	0
11/11	DENVER	L	P	6	6	1.0	4	0	1	17	17.0	17	0
11/18	TAMPA BAY	L	P	7	18	2.6	5	0	0	0	0.0	0	0
11/26	@ Philadelphia	W	P	11	21	1.9	4	0	0	0	0.0	0	0
12/02	@ Kansas City	L	S	12	67	5.6	13	0	1	1	1.0	1	0
12/09	ATLANTA	W	S	17	56	3.3	13	0	2	56	28.0	53t	1
12/16	@ San Diego	W	S	22	93	4.2	12	0	2	51	25.5	45t	1
12/23	OAKLAND	W	S	10	19	1.9	14	0	2	29	14.5	22	0
12/30	@ New Orleans	W	S	21	210	10.0	65	2	1	3	3.0	3	0
TOTALS			16/10	173	737	4.3	65	5	13	187	14.4	53t	2

2011 CAROLINA

Date	Opp	W/L	P/S	Rsh	Yds	Avg	LG	TD	Rec	Yds	Avg	LG	TD
09/11	@ Arizona	L	S	12	30	2.5	8	0	1	6	6.0	6	0
09/18	GREEN BAY	L	S	5	13	2.6	6	0	4	23	5.8	10	0
09/25	JACKSONVILLE	W	S	10	18	1.8	5	0	2	17	8.5	11	0
10/02	@ Chicago	L	S	10	82	8.2	26	0	0	0	0.0	0	0
10/09	NEW ORLEANS	L	S	9	115	12.8	69t	1	0	0	0.0	0	0
10/16	@ Atlanta	L	S	12	44	3.7	18	0	1	2	2.0	2	0
10/23	WASHINGTON	W	S	10	35	3.5	8	0	0	0	0.0	0	0
10/30	MINNESOTA	L	S	7	26	3.7	12	0	2	13	6.5	7	0
11/13	TENNESSEE	L	S	8	35	4.4	21	0	0	0	0.0	0	0
11/20	@ Detroit	L	S	10	73	7.3	29	0	1	32	32.0	32	0
11/27	@ Indianapolis	W	S	15	69	4.6	25t	2	0	0	0.0	0	0
12/04	@ Tampa Bay	W	S	11	29	2.6	9	0	0	0	0.0	0	0
12/11	ATLANTA	L	P	7	87	12.4	74t	1	1	4	4.0	0	0
12/18	@ Houston	W	S	15	61	4.1	24t	1	0	0	0.0	0	0
12/24	TAMPA BAY	W	P	7	66	9.4	22	2	2	18	9.0	10	0
01/01	@ New Orleans	L	S	7	53	7.6	20	0	2	20	10.0	12	0
TOTALS			16/14	155	836	5.4	74t	7	16	135	8.4	32	0

2010 CAROLINA

Date	Opp	W/L	P/S	Rsh	Yds	Avg	LG	TD	Rec	Yds	Avg	LG	TD
09/12	@ New York Giants	L	S	16	62	3.9	29	0	0	0	0.0	0	0
09/19	TAMPA BAY	L	S	17	54	3.2	11	0	3	20	6.7	11	0
09/26	CINCINNATI	L	S	10	64	6.4	26	0	0	0	0.0	0	0
10/03	@ New Orleans	L	S	13	86	6.6	39t	1	1	14	14.0	14	0
10/10	CHICAGO	L	S	12	51	4.3	23	0	3	8	2.7	5	0
10/24	SAN FRANCISCO	W	S	19	44	2.3	10	0	4	19	4.8	8	0
10/31	@ St. Louis	L		INACTIVE - FOOT									
11/07	NEW ORLEANS	L		INACTIVE - FOOT									
11/14	@ Tampa Bay	L		INACTIVE - FOOT									
11/21	BALTIMORE	L		INJURED/RESERVE - FOOT									
11/28	@ Cleveland	L		INJURED/RESERVE - FOOT									
12/05	@ Seattle	L		INJURED/RESERVE - FOOT									
12/12	ATLANTA	L		INJURED/RESERVE - FOOT									
12/19	ARIZONA	W		INJURED/RESERVE - FOOT									
12/23	@ Pittsburgh	L		INJURED/RESERVE - FOOT									
01/02	@ Atlanta	L		INJURED/RESERVE - FOOT									
TOTALS			6/6	87	361	4.1	39t	1	11	61	5.5	14	0

2009 CAROLINA

Date	Opp	W/L	P/S	Rsh	Yds	Avg	LG	TD	Rec	Yds	Avg	LG	TD
09/13	PHILADELPHIA	L	S	14	37	2.6	11t	1	4	42	10.5	20	0
09/20	@ Atlanta	L	S	16	79	4.9	16	1	3	32	10.7	18	0
09/28	@ Dallas	L	S	11	64	5.8	17	0	2	10	5.0	6	0
10/11	WASHINGTON	W	S	18	40	2.2	7	0	2	19	9.5	10	0
10/18	@ Tampa Bay	W	S	30	152	5.1	20t	2	2	20	10.0	16	0
10/25	BUFFALO	L	S	16	89	5.6	17	1	5	50	10.0	12	0
11/01	@ Arizona	W	S	23	158	6.9	77	0	0	0	0.0	0	0
11/08	@ New Orleans	L	S	21	149	7.1	66t	2	2	12	6.0	7	0
11/15	ATLANTA	W	S	19	92	4.8	28	0	1	30	30.0	30	0
11/19	MIAMI	L	S	13	122	9.4	50	0	1	9	9.0	9	0
11/29	@ New York Jets	L	S	16	40	2.5	18	0	4	10	2.5	6	0
12/06	TAMPA BAY	W		INACTIVE - ANKLE									
12/13	@ New England	L	S	13	82	6.3	26	0	2	15	7.5	9	0
12/20	MINNESOTA	W	S	6	13	2.2	5	0	1	3	3.0	3	0
12/27	@ New York Giants	W		INACTIVE - ANKLE									
01/03	NEW ORLEANS	W		INACTIVE - ANKLE									
TOTALS			13/13	216	1117	5.2	77	7	29	252	8.7	30	0

2008 CAROLINA

Date	Opp	W/L	P/S	Rsh	Yds	Avg	LG	TD	Rec	Yds	Avg	LG	TD	
09/14	@ San Diego	W	S	18	86	4.8	11	0	1	4	4.0	4	0	
09/28	CHICAGO	W	S	11	31	2.8	8	0	1	-6	-6.0	-6	0	
09/21	@ Minnesota	L	S	10	27	2.7	8	0	2	17	8.5	12	0	
09/28	ATLANTA	W	S	15	54	3.6	21	0	2	9	4.5	7	0	
10/05	KANSAS CITY	W	S	20	123	6.2	32t	2	1	25	25.0	25t	1	
10/12	@ Tampa Bay	L	S	11	27	2.5	7	0	2	8	4.0	6	0	
10/19	NEW ORLEANS	W	S	18	66	3.7	17	0	1	4	4.0	4t	1	
10/26	ARIZONA	W	S	17	108	6.4	15t	1	2	15	7.5	13	0	
11/09	@ Oakland	W	S	19	140	7.4	69t	1	1	3	3.0	3	0	
11/16	DETROIT	W	S	14	120	8.6	56t	2	0	0	0.0	0	0	
11/23	@ Atlanta	L	S	19	101	5.3	21	1	2	19	9.5	11	0	
11/30	@ Green Bay	W	S	21	72	3.4	27	4	3	14	4.7	6	0	
12/08	TAMPA BAY	W	S	19	186	9.8	41	2	1	6	6.0	6	0	
12/14	DENVER	W	S	12	88	7.3	56t	1	3	3	1.0	4	0	
12/21	@ New York Giants	L	S	24	108	4.5	30t	4	0	0	0.0	0	0	
12/28	@ New Orleans	W	S	25	178	7.1	30	0	0	0	0.0	0	0	
TOTALS				16/16	273	1515	5.5	69t	18	22	121	5.5	25t	2
POSTSEASON														
01/10	ARIZONA	L	S	12	63	5.3	31	0	1	6	6.0	6	0	
TOTALS				1/1	12	63	5.3	31	0	1	6	6.0	6	0

2007 CAROLINA

Date	Opp	W/L	P/S	Rsh	Yds	Avg	LG	TD	Rec	Yds	Avg	LG	TD	
09/09	@ St. Louis	W	P	15	62	4.1	12	0	1	11	11.0	11	0	
09/16	HOUSTON	L	P	8	31	3.9	16	0	4	20	4.0	7	0	
09/23	@ Atlanta	W	P	11	47	4.3	13	0	-	-	-	-	-	
09/30	TAMPA BAY	L	P	2	5	2.5	5	0	3	37	12.3	24t	1	
10/07	@ New Orleans	W	P	7	23	3.3	10	0	-	-	-	-	-	
10/14	@ Arizona	W	P	10	121	12.1	75	1	-	-	-	-	-	
10/28	INDIANAPOLIS	L	P	5	14	2.8	7	0	6	11	1.8	8	0	
11/04	@ Tennessee	L	P	4	15	3.8	14	0	2	10	5.0	5	0	
11/11	ATLANTA	L	P	7	27	3.9	12	0	-	-	-	-	-	
11/18	@ Green Bay	L	P	6	22	3.7	9	0	1	18	18.0	18	0	
11/25	NEW ORLEANS	L	P	4	19	4.8	6	0	-	-	-	-	-	
12/02	SAN FRANCISCO	W	P	17	82	4.8	23	0	1	46	46.0	30	0	
12/09	@ Jacksonville	L	P	3	7	2.3	7	0	2	5	2.5	5	0	
12/16	SEATTLE	W	P	15	61	4.1	35t	1	2	11	5.5	7	0	
12/22	DALLAS	L	P	10	60	6.0	39	0	1	6	6.0	6	0	
12/30	@ Tampa Bay	W	P	20	121	6.1	32t	2	-	-	-	-	-	
TOTALS				16/0	144	717	5.0	75	4	23	175	7.6	30	1

ADMINISTRATION
& COACHES

DEANGELO
WILLIAMS

ROOKIES

2012 IN REVIEW

RECORDS

TEAM HISTORY

REFERENCE

2006 CAROLINA

Date	Opp	W/L	P/S	Rsh	Yds	Avg	LG	TD	Rec	Yds	Avg	LG	TD	
09/10	ATLANTA	L	P	0	0	0.0	0	0	1	8	8.0	8	0	
09/17	@ Minnesota	L	P	13	74	5.7	23	1	5	24	4.8	16	0	
09/24	@ Tampa Bay	W	P	4	-1	-0.2	3	0	-	-	-	-	-	
10/01	NEW ORLEANS	W	P	8	62	7.8	31	0	1	9	9.0	9	0	
10/08	CLEVELAND	W	P	1	4	4.0	4	0	-	-	-	-	-	
10/15	@ Baltimore	W		INACTIVE - RIGHT ANKLE								-	-	
10/22	@ Cincinnati	L	P	INACTIVE - RIGHT ANKLE								8	0	
10/29	DALLAS	L	P	INACTIVE - RIGHT ANKLE								5	0	
11/13	TAMPA BAY	W	P	7	19	2.7	15	0	1	11	11.0	11	0	
11/19	ST. LOUIS	W	P	20	114	5.7	31	0	2	24	12.0	18	0	
11/26	@ Washington	L	P	17	63	3.7	28	0	3	23	7.7	14	0	
12/04	@ Philadelphia	L	P	17	74	4.4	20	0	7	101	14.4	41	1	
12/10	NEW YORK GIANTS	L	S	2	1	0.5	3	0	4	45	11.3	22	0	
12/17	PITTSBURGH	L	S	2	2	1.0	1	0	2	11	5.5	8	0	
12/24	@ Atlanta	W	S	21	82	3.9	10	0	1	5	5.0	5	0	
12/31	@ New Orleans	W	S	9	7	0.8	11	0	6	52	8.7	18	0	
TOTALS				13/2	121	501	4.1	31	1	33	313	9.5	41	1

WILLIAMS SETS SINGLE-GAME RUSHING RECORD

In the 2012 season finale at New Orleans (12/30/12), running back DeAngelo Williams set the Panthers single-game rushing record with 210 yards on 21 carries with two touchdowns. Williams holds three of the top five rushing performances in Panthers history.

PANTHERS SINGLE-GAME RUSHING LEADERS

Yards	Player	Game
210	DeAngelo Williams	@ New Orleans, 12/30/12 (21 att., 2 TD)
206	Jonathan Stewart	@ N.Y. Giants, 12/27/09 (28 att., 1 TD)
186	DeAngelo Williams	vs. Tampa Bay, 12/8/08 (19 att., 2 TD)
178	Stephen Davis	@ New Orleans, 10/26/03 (31 att., 2 TD)
178	DeAngelo Williams	@ New Orleans, 12/28/08 (25 att., 0 TD)



GARRY WILLIAMS

TACKLE • KENTUCKY

FIFTH NFL SEASON
FIFTH PANTHERS SEASON



Ht: 6-3 Wt: 315 • Born: August 20, 1986 • NFL Games Played/Started: 39/20 • Acquired: FA-09

PRO CAREER

- Played in 16 games with nine starts for Carolina in 2012...Contributed to offense that produced 5,771 total net yards and 328 first downs, the second-highest totals in team history.
- Opened holes and provided protection for the Panthers to set a team record with 29 first downs – 13 rushing, 12 passing and four via penalty – at San Diego (12/16/12).
- Helped Carolina offense amass 530 yards – the second-most in team history – at New Orleans (12/30/12)...Cleared paths for the Panthers to compile 273 yards rushing – the second-highest total in team history.
- Missed the entire 2011 season with a broken ankle suffered in the preseason.
- Played in all 16 games with 11 starts in 2010 helping the Panthers rush for 100 yards in eight of the last nine games of the season.
- Made first NFL start vs. San Francisco (10/24/10).
- Saw action in seven games as a rookie in 2009, primarily on special teams.

TRANSACTIONS: Signed to contract extension by Carolina (11/28/11)...Placed on injured reserve with an injured left ankle by Carolina (9/3/11)...Signed as an undrafted rookie free agent by Carolina (5/1/09).

GP/GS: Career (39/20); 2012 (16/9); 2011 (IR); 2010 (16/11); 2009 (7/0).

2012: Played in 16 games with nine starts for Carolina...Made seven starts at right guard and two at right tackle...

Contributed to offense that produced 5,771 total net yards and 328 first downs, the second-highest totals in team history...Started at right tackle versus the New York Giants (9/20) in place of an injured Byron Bell and versus Dallas (10/21) when Bell opened at right guard...Replaced an injured Geoff Hangartner in the starting lineup at right guard versus Seattle (10/7) in addition to opening the last six games at right guard...**At San Diego (12/16):** Opened holes and provided protection for the Panthers to set a team record with 29 first downs – 13 rushing, 12 passing and four via penalty...**At New Orleans (12/30):** One of four offensive linemen, along with left guard Thomas Austin, center Jeff Byers and right tackle Byron Bell, that entered the League as undrafted rookie free agents to start against the Saints...Helped offense amass 530 yards – the second most in team history...Cleared paths for the Panthers to compile 273 yards rushing – the second highest total in team history.

COLLEGE: Three-year starter at Kentucky...Played in 45 games with 39 starts...Second-team All-SEC choice as a senior...Selected as the team's most outstanding offensive lineman...Started 11 games at left tackle...Missed two games with a knee injury...Provided protection for the Wildcats to rank first in the conference for the fewest sacks allowed with 13...Surrendered only one sack in 428 pass plays.

PERSONAL: Attended Seneca HS in Louisville, Ky...Major in community communications and leadership development at Kentucky.

ADMINISTRATION
& COACHES

GARRY
WILLIAMS

ROOKIES

2012 IN REVIEW

RECORDS

TEAM HISTORY

REFERENCE

JASON WILLIAMS

LINEBACKER • WESTERN ILLINOIS

FIFTH NFL SEASON
FOURTH PANTHERS SEASON



Ht: 6-1 Wt: 245 • Born: April 23, 1986 • NFL Games Played/Started: 35/4 • Acquired: WV-12 (PHI)

PRO CAREER

• Played in seven games with Philadelphia and Carolina in 2012...Tallied five special teams tackles.

• Led Carolina in 2011 with 15 special teams tackles in addition to forcing one fumble...Also saw action on defense, posting 21 tackles.

• Split time between Dallas and Carolina in 2010, playing in nine games with two starts...Registered 18 tackles, one forced fumble, one fumble recovery and two passes defended...Added nine tackles on special teams.

• Made his first career start at weakside linebacker at Cleveland (11/28/10)...Forced and recovered a fumble on the same play, stripping the ball from tight end Evan Moore at the Panthers' two-yard line and picking up the loose ball to end a Browns scoring threat.

• Played in five games for Dallas in 2009, seeing action primarily on special teams, where he logged two tackles.

TRANSACTIONS: Claimed off waivers by Carolina (11/5/12)...Waived by Philadelphia (11/3/12)...Signed as a free agent by Philadelphia (10/9/12)...Waived by Carolina (8/31/12)...Placed on injured reserve with an injured left knee by Carolina (12/14/10)...Claimed off waivers by Carolina (11/3/10)...Waived by Dallas (11/2/10)...Se-

lected by Dallas in the third round (69th overall) of the NFL Draft (4/26/09).

GP/GS: Career (35/4); 2012 (7/0); 2011 (14/2); 2010 (9/2); 2009 (5/0).

2012: Played in seven games and was inactive for three games with Philadelphia and Carolina...Tallied five special teams tackles...Attended training camp with the Panthers and was waived in the final roster cutdown (8/31)...Signed as a free agent by the Eagles (10/9) and played in two games before being waived (11/3)...Claimed off waivers by Carolina (11/5) and notched five special teams tackles in five games...Inactive for three games.

COLLEGE: Played in 43 games with 35 starts at Western Illinois...Produced 289 tackles, 45 tackles for loss, 15 sacks, an NCAA FCS-record 14 forced fumbles, two fumble recoveries, one interception, 12 passes defended and one blocked kick...Earned first-team All-Gateway Conference recognition as a junior in 2007 and senior in 2008 and honorable mention as a sophomore in 2006...Began career at strong safety before moving to weakside linebacker following redshirt freshman season of 2005.

PERSONAL: Attended DuSable HS in Chicago, Ill....Majored in exercise science at Western Illinois.

JASON WILLIAMS CAREER STATISTICS

Year	Team	GP/GS	Tot	T	A	Sack	Yds	INT	Yds	Lg	TD	PD	FF	FR	Yds
2009	Dallas	5/0	0	0	0	0.0	0.0	0	0	0	0	0	0	0	0
2010	Dallas/Car.	9/2	18	13	5	0.0	0.0	0	0	0	0	2	1	1	7
2011	Carolina	14/2	21	13	8	0.0	0.0	0	0	0	0	0	0	0	0
2012	Phil./Carolina	7/0	0	0	0	0.0	0.0	0	0	0	0	0	0	0	0
Totals		35/4	39	26	13	0.0	0.0	0	0	0	0	2	1	1	7

ADDITIONAL STATISTICS

SPECIAL TEAMS TACKLES: 2009 (2); 2010 (9); 2011 (15); 2012 (5).

SINGLE-GAME CAREER HIGHS

TACKLES	8	two times, last vs. Jacksonville (9/25/11)
FORCED FUMBLES	1	at Cleveland (11/28/11)
FUMBLE RECOVERIES	1	at Cleveland (11/28/11)

JASON WILLIAMS GAME-BY-GAME

2012 CAROLINA

Date	Opp	W/L	P/S	T	S	A	SACK	QBP	FR	FF	PD	INT	YDS	LG	TD
11/11	DENVER	L						INACTIVE							
11/18	TAMPA BAY	L						INACTIVE							
11/26	@ Philadelphia	W						INACTIVE							
12/02	@ Kansas City	L	P	0	0	0	0.0	0	0	0	0	-	-	-	0
12/09	ATLANTA	W	P	0	0	0	0.0	0	0	0	0	-	-	-	0
12/16	@ San Diego	W	P	0	0	0	0.0	0	0	0	0	-	-	-	0
12/23	OAKLAND	W	P	0	0	0	0.0	0	0	0	0	-	-	-	0
12/30	@ New Orleans	W	P	0	0	0	0.0	0	0	0	0	-	-	-	0
TOTALS			5/0	0	0	0	0.0	0	0	0	0	0	0	0	0

2012 PHILADELPHIA

Date	Opp	W/L	P/S	T	S	A	SACK	QBP	FR	FF	PD	INT	YDS	LG	TD
11/14	DETROIT	L	P	0	0	0	0.0	0	0	0	0	-	-	-	0
11/28	ATLANTA	L	P	0	0	0	0.0	0	0	0	0	-	-	-	0
TOTALS			2/0	0	0	0	0.0	0	0	0	0	0	0	0	0

2011 CAROLINA

Date	Opp	W/L	P/S	T	S	A	SACK	QBP	FR	FF	PD	INT	YDS	LG	TD
09/11	@ Arizona	L						INACTIVE							
09/18	GREEN BAY	L						INACTIVE							
09/25	JACKSONVILLE	W	S	8	6	2	0.0	0	0	0	0	-	-	-	0
10/02	@ Chicago	L	S	0	0	0	0.0	0	0	0	0	-	-	-	0
10/09	NEW ORLEANS	L	P	7	4	3	0.0	1	0	0	0	-	-	-	0
10/16	@ Atlanta	L	P	5	3	2	0.0	0	0	0	0	-	-	-	0
10/23	WASHINGTON	W	P	1	0	1	0.0	0	0	0	0	-	-	-	0
10/30	MINNESOTA	L	P	0	0	0	0.0	0	0	0	0	-	-	-	0
11/13	TENNESSEE	L	P	0	0	0	0.0	0	0	0	0	-	-	-	0
11/20	@ Detroit	L	P	0	0	0	0.0	0	0	0	0	-	-	-	0
11/27	@ Indianapolis	W	P	0	0	0	0.0	0	0	0	0	-	-	-	0
12/04	@ Tampa Bay	W	P	0	0	0	0.0	0	0	0	0	-	-	-	0
12/11	ATLANTA	L	P	0	0	0	0.0	0	0	0	0	-	-	-	0
12/18	@ Houston	W	P	0	0	0	0.0	0	0	0	0	-	-	-	0
12/24	TAMPA BAY	W	P	0	0	0	0.0	0	0	0	0	-	-	-	0
01/01	@ New Orleans	L	P	0	0	0	0.0	0	0	0	0	-	-	-	0
TOTALS			14/2	21	13	8	0.0	1	0	0	0	0	0	0	0

2010 CAROLINA

Date	Opp	W/L	P/S	T	S	A	SACK	QBP	FR	FF	PD	INT	YDS	LG	TD
11/07	NEW ORLEANS	L						INACTIVE							
11/14	@ Tampa Bay	L	P	0	0	0	0.0	0	0	0	0	-	-	-	0
11/21	BALTIMORE	L	P	0	0	0	0.0	0	0	0	0	-	-	-	0
11/28	@ Cleveland	L	S	7	5	2	0.0	0	1	1	1	-	-	-	0
12/05	@ Seattle	L	S	8	6	2	0.0	1	0	0	1	-	-	-	0
12/12	ATLANTA	L						INACTIVE - KNEE							
12/19	ARIZONA	W						INJURED/RESERVE - KNEE							
12/23	@ Pittsburgh	L						INJURED/RESERVE - KNEE							
01/02	@ Atlanta	L						INJURED/RESERVE - KNEE							
TOTALS			4/2	15	11	4	0.0	1	1	1	2	0	0	0	0

ADMINISTRATION
& COACHES

JASON
WILLIAMS

ROOKIES

2012 IN REVIEW

RECORDS

TEAM HISTORY

REFERENCE

2010 DALLAS

Date	Opp	W/L	P/S	T	S	A	SACK	QBP	FR	FF	PD	INT	YDS	LG	TD
09/12	@ Washington	L	P	0	0	0	0.0	0	0	0	0	-	-	-	0
09/19	CHICAGO	L	P	0	0	0	0.0	0	0	0	0	-	-	-	0
09/26	@ Houston	W	P	1	1	0	0.0	0	0	0	0	-	-	-	0
10/10	TENNESSEE	L	P	1	1	0	0.0	0	0	0	1	-	-	-	0
10/17	@ Minnesota	L	P	1	1	0	0.0	0	0	0	0	-	-	-	0
10/25	NEW YORK GIANTS	L						INACTIVE							
10/31	JACKSONVILLE	L						INACTIVE							
TOTALS			5/0	3	3	0	0.0	0	0	0	1	0	0	0	0

2009 DALLAS

Date	Opp	W/L	P/S	T	S	A	SACK	QBP	FR	FF	PD	INT	YDS	LG	TD
09/13	@ Tampa Bay	W						INACTIVE - ANKLE							
09/20	NY GIANTS	L						INACTIVE - ANKLE							
09/28	CAROLINA	W						INACTIVE - ANKLE							
10/04	@ Denver	L	P	0	0	0	0.0	0	0	0	0	-	-	-	0
10/11	@ Kansas City	W	P	0	0	0	0.0	0	0	0	0	-	-	-	0
10/25	ATLANTA	W						INACTIVE							
11/01	SEATTLE	W						INACTIVE							
11/08	@ Philadelphia	W						INACTIVE							
11/15	@ Green Bay	L						INACTIVE							
11/22	WASHINGTON	W						INACTIVE							
11/26	OAKLAND	W						INACTIVE							
12/06	@ NY Giants	L						INACTIVE							
12/13	SAN DIEGO	L	P	0	0	0	0.0	0	0	0	0	-	-	-	0
12/19	@ New Orleans	W	P	0	0	0	0.0	0	0	0	0	-	-	-	0
12/27	@ Washington	W	P	0	0	0	0.0	0	0	0	0	-	-	-	0
01/03	PHILADELPHIA	W						INACTIVE							
TOTALS			5/0	0	0	0	0.0	0	0	0	0	0	0	0	0
POSTSEASON															
01/09	PHILADELPHIA	W						INACTIVE							
01/17	@ Minnesota	L						INACTIVE							
TOTALS			0/0	0	0	0	0.0	0	0	0	0	0	0	0	0



BRENTON BERSIN

WIDE RECEIVER • WOFFORD COLLEGE • Ht: 6-3 Wt: 210 • Born: May 9, 1990

PRO CAREER

• Attended training camp with Carolina in 2012 before being waived during the preseason.

TRANSACTIONS: Signed as a free agent by Carolina (5/13/13)...Waived by Carolina (8/27/12)...Signed as an undrafted rookie free agent by Carolina (5/11/12).

COLLEGE: Played in 46 games with 33 starts at Wofford...Tallied 77 catches for 1,567 yards...Tied for third in school history with 15 receiving touchdowns...Returned 15 punts for 125 yards and one touchdown...Led the Terriers as a senior in 2011 with 26 catches for 445 yards and two touchdowns...Returned a punt 76 yards for a touchdown against The Citadel...As a junior in 2010, ranked first on the team with 32 receptions for 703 yards, the third-most in school history...Tied the school record with nine receiving touchdowns, previously accomplished by Carolina Panthers owner/founder Jerry Richardson in 1958...As a sophomore in 2009, finished first on the team with 15 catches for 356 yards and four touchdowns...Posted four receptions for 63 yards as a freshman in 2008.

PERSONAL: Attended Charlotte Latin School in Charlotte, N.C....Majored in accounting at Wofford.



LAMONT BRYANT

WIDE RECEIVER • MORGAN STATE • Ht: 6-5 Wt: 225 • Born: January 6, 1988

PRO CAREER

• Spent the entire 2012 season as a member of Carolina's practice squad.

TRANSACTIONS: Signed as a free agent by Carolina (12/31/12)...Signed to practice squad by Carolina (9/1/12)...Waived by Carolina (8/31/12)...Signed as an undrafted rookie free agent by Carolina (6/11/12).

COLLEGE: Played in 34 games with 12 starts at Morgan State...Began career at quarterback...Moved to tight end as a redshirt freshman in 2008...Totaled 44 catches for 677 yards and four touchdowns...First-team All-Mid-Eastern Athletic Conference selection as a senior in 2011...Led the Bears with 371 receiving yards and an average of 17.7 yards per catch on 21 receptions, including two touchdowns...Played in eight games with one start as a junior in 2010...Notched five catches for 55 yards...First-team All-Mid-Eastern Athletic Conference choice as a sophomore in 2009...Posted 18 receptions for 251 yards and two touchdowns...Played in five games on special teams as a freshman in 2008...Blocked two punts...Redshirted as a true freshman in 2007.

PERSONAL: Attended Denbigh HS in Newport News, Va....Majored in sociology at Morgan State.

ADMINISTRATION
& COACHES

FIRST-TEAM
VETERANS


ROOKIES

2012 IN REVIEW

RECORDS

TEAM HISTORY

REFERENCE



BRIAN FOLKERTS

CENTER • WASHBURN • Ht: 6-4 Wt: 305 • Born: January 30, 1990


PRO CAREER

• Had brief stint on Tampa Bay's practice squad in 2012.

TRANSACTIONS: Signed as a free agent by Carolina (5/13/13)...Terminated from practice squad by Tampa Bay (9/3/12)...Signed to practice squad by Tampa Bay (9/2/12)...Waived by New Orleans (8/27/12)...Signed as an undrafted rookie free agent by New Orleans (5/7/12).

COLLEGE: Played in 44 games with 39 starts at Washburn...Started final 39 games of career, making 25 starts at left tackle and 14 at right tackle...First-team All-Mid-America Intercollegiate Athletics Association choice as a senior in 2011...Helped the Ichabods rank fourth in the nation in passing offense and fifth in total offense...Earned first-team All-Mid-America Intercollegiate Athletics Association honors and named the team's outstanding offensive lineman of the year as a junior in 2010...Provided protection for unit that rated 10th in the nation in total offense...Second-team All-Mid-America Intercollegiate Athletics Association choice as a sophomore in 2009...Contributed to offense that surrendered just 11 sacks...All-Mid-America Intercollegiate Athletics Association honorable mention as a freshman in 2008.

PERSONAL: Attended Hazelwood Central HS in Florissant, Mo....Majored in business at Washburn.



NICK HIXSON

CORNERBACK • HILLSDALE COLLEGE • Ht: 6-1 Wt: 185 • Born: January 15, 1989


PRO CAREER

• Spent final five games of 2012 on Carolina's practice squad...Began the season on the New Orleans Saints' practice squad, where he remained for nine weeks.

TRANSACTIONS: Signed as a free agent by Carolina (12/31/12)...Signed to practice squad by Carolina (11/28/12)...Terminated from practice squad by New Orleans (11/6/12)...Signed to practice squad by New Orleans (9/2/12)...Waived by New Orleans (8/31/12)...Signed as a free agent by New Orleans (8/11/12)...Waived by New Orleans (6/7/12)...Signed as an undrafted rookie free agent by New Orleans (5/14/12).

COLLEGE: Played in 47 games and was a three-year starter at Hillsdale...Three-time All-Great Lakes Intercollegiate Athletic Conference choice...Finished career with 256 tackles, seven interceptions, 19 passes defended and two fumble recoveries...Averaged 21.5 yards on 76 kickoff returns...Returned 22 punts for 155 yards...Posted 25 catches for 389 yards and two touchdowns...First-team All-GLIAC selection as a senior in 2012...Started at cornerback, played wide receiver and served as kickoff and punt returner...Compiled 62 tackles, two interceptions, nine passes defended and one fumble recovery...Second-team All-GLIAC choice as a junior in 2010...Led the team with 92 tackles and tied for the team lead with three interceptions to go along with four passes defended...Second-team All-GLIAC selection as a sophomore in 2009...Recorded 76 tackles, two interceptions and five passes defended...As a freshman in 2008, notched 26 tackles, one pass defended and one fumble recovery...Redshirted as a true freshman in 2007.

PERSONAL: Attended Chippewa Hills HS in Remus, Mich....Majored in biochemistry at Hillsdale.



TAULIB IKHARO

WIDE RECEIVER • LOUISIANA TECH • Ht: 5-10 Wt: 190 • Born: July 27, 1989

TRANSACTIONS: Signed as a free agent by Carolina (5/13/13).

COLLEGE: Finished career at Louisiana Tech following two years at Laney College... Played in 25 games with 23 starts for Louisiana Tech, totaling 104 receptions for 1,067 yards and eight touchdowns... Played in 15 games for Laney College, producing 60 catches for 771 yards and eight touchdowns... As a senior in 2011, ranked second on the Bulldogs with 54 receptions for 537 yards and four touchdowns... Transferred to Louisiana Tech from Laney College in 2010... Led the team with 50 catches for 530 yards and four touchdowns... First-team All-California Community College Athletic Association choice as a sophomore in 2009... First-team All-Golden Gate Conference selection... Hauled in a team-leading 54 receptions for 690 yards and seven touchdowns... Caught six passes for 81 yards and one touchdown as a freshman in 2008.

PERSONAL: Attended Skyline HS in Oakland, Calif.... Majored in sociology at Louisiana Tech.



DALE MOSS

WIDE RECEIVER • SOUTH DAKOTA STATE • Ht: 6-3 Wt: 215 • Born: September 24, 1988

PRO CAREER

• Spent time on the practice squads for Tampa Bay and Chicago in 2012.

TRANSACTIONS: Signed as a free agent by Carolina (6/19/13)... Waived by Chicago (6/10/13)... Signed as a free agent by Chicago (12/31/12)... Signed to practice squad by Chicago (11/28/12)... Terminated from practice squad by Tampa Bay (11/13/12)... Signed to practice squad by Tampa Bay (9/3/12)... Waived by Green Bay (8/31/12)... Signed as an undrafted rookie free agent by Green Bay (5/3/12).

COLLEGE: Played one season of football at South Dakota State after playing basketball for four years... Earned second-team All-Missouri Valley Conference honors as a senior in 2011... Played in 11 games with nine starts... Named the Jackrabbits' most valuable player... Tied for the team lead with 61 receptions, led the team with 949 receiving yards and scored six receiving touchdowns... Participated in the East-West Shrine Game.

PERSONAL: Attended Brandon (S.D.) Valley HS... Graduated from South Dakota State with a degree in economics with a specialty in business.



LOUIS NZEGWU

DEFENSIVE END • WISCONSIN • Ht: 6-4 Wt: 260 • Born: May 15, 1989


PRO CAREER

• Spent one game on Miami's practice squad in 2012 before being terminated from the unit...Originally signed as an undrafted rookie free agent by Atlanta.

TRANSACTIONS: Signed as a free agent by Carolina (5/13/13)...Terminated from practice squad by Miami (10/16/12)...Signed to practice squad by Miami (10/10/12)...Waived by Atlanta (8/27/12)...Signed as an undrafted rookie free agent by Atlanta (4/30/12).

COLLEGE: Played in 48 games with 27 starts at Wisconsin...Produced 100 tackles, 17.5 tackles for loss, 11 sacks, six quarterback pressures, two forced fumbles, one fumble recovery and six passes defended...Led the Badgers with 4.5 sacks as a senior in 2011...Registered 38 tackles, seven tackles for loss, one quarterback pressure, one forced fumble, one fumble recovery and two passes defended...As a junior in 2010, ranked second on the team with three sacks and three quarterback pressures...Posted 46 tackles, 7.5 tackles for loss, one forced fumble and three passes defended...Compiled 10 tackles, three tackles for loss, 3.5 quarterback sacks, two quarterback pressures and one pass defended as a sophomore in 2009...Notched six tackles in 11 games during 2008 freshman season...Redshirted as a true freshman in 2007.

PERSONAL: Attended Platteville (Wis.) HS...Majored in sociology at Wisconsin...Last name is pronounced niz-EGG-woo.



RYAN RAU

LINEBACKER • PORTLAND STATE • Ht: 6-1 Wt: 235 • Born: July 30, 1990


PRO CAREER

• Played in the final four games of 2012 for Philadelphia after spending the first 12 games on the team's practice squad.

TRANSACTIONS: Claimed off waivers by Carolina (5/22/13)...Waived by Cleveland (5/21/13)...Claimed off waivers by Cleveland (4/12/13)...Waived by Philadelphia (4/11/13)...Signed as a free agent from practice squad by Philadelphia (12/8/12)...Signed to practice squad by Philadelphia (9/2/12)...Waived by Philadelphia (8/31/12)...Signed as an undrafted rookie free agent by Philadelphia (6/14/12).

COLLEGE: Played in 43 games with 32 starts at Portland State...Totaled 267 tackles, 20.5 tackles for loss, eight sacks, three forced fumbles, three fumble recoveries and five passes defended...All-Big Sky Conference honorable mention as a senior in 2011...Started 11 games...Led the Vikings in tackles for the third consecutive season with 90 in addition to gathering a team-high four sacks...Played in 11 games with 10 starts as a junior in 2010...Produced a team-leading 83 tackles...All-Big Sky Conference honorable mention as a sophomore in 2009...Started 11 games...Ranked first on the team with 72 tackles and tied for first with four sacks...Notched one forced fumble, one fumble recovery – which he returned for a touchdown – and one pass defended...Played in 10 games as a freshman in 2008...Collected 22 tackles.

PERSONAL: Attended Folsom (Calif.) HS...Majored in liberal arts at Portland State.



NELSON ROSARIO

TIGHT END • UCLA • Ht: 6-5 Wt: 245 • Born: December 24, 1989

PRO CAREER

• Spent the entire 2012 season on Carolina's practice squad...Originally signed as an undrafted rookie free agent by Jacksonville.

TRANSACTIONS: Signed as a free agent by Carolina (12/31/12)...Signed to practice squad by Carolina (9/1/12)...Waived by Carolina (8/31/12)...Signed as a free agent by Carolina (5/24/12)...Waived by Jacksonville (5/7/12)...Signed as an undrafted rookie free agent by Jacksonville (5/4/12).

COLLEGE: Played in 45 games with 23 starts at UCLA...Lined up at wide receiver and H-back...Totaled 146 catches for 2,362 yards and eight touchdowns...All-Pac-12 Conference honorable mention as a senior in 2011...Named the Bruins' offensive most valuable player...Produced team highs of 64 receptions and 1,161 receiving yards with five touchdowns...Despite dealing with an ankle injury as a junior in 2010, finished second on the team with 29 catches for 309 yards and one touchdown...As a sophomore in 2009, led UCLA with 723 receiving yards and an average of 17.2 yards per catch on 42 receptions, including two touchdowns...Caught 11 passes for 169 yards as a freshman in 2008.

PERSONAL: Attended El Camino HS in Oceanside, Calif....Majored in history at UCLA.




JAMES SHAW

WIDE RECEIVER • JACKSONVILLE STATE • Ht: 5-11 Wt: 185 • Born: February 27, 1989

TRANSACTIONS: Signed as a free agent by Carolina (2/14/13).

COLLEGE: Played in 44 games at Jacksonville State...Moved to wide receiver for final three seasons after lining up in the secondary as a freshman...Produced 69 receptions for 815 yards and eight touchdowns...Gained 87 rushing yards on 23 attempts...Averaged 22.5 yards on 37 kickoff returns...Returned five punts for 40 yards...As a senior in 2011, finished second on the team with 25 catches for 218 yards...Posted 25 receptions for 316 yards with a team-leading six receiving touchdowns as a junior in 2010...Caught 19 passes for 281 yards and two touchdowns as a sophomore in 2009...Played in 11 games on defense as a freshman in 2008...Recorded 20 tackles...Redshirted as a true freshman in 2007.

PERSONAL: Attended St. Clair County HS in Odenville, Ala....Majored in exercise science and wellness at Jacksonville State.




R.J. WEBB

WIDE RECEIVER • FURMAN • Ht: 6-2 Wt: 205 • Born: August 24, 1987

TRANSACTIONS: Placed on injured reserve with an injured right knee by Carolina (6/20/13)...Waived/Injured by Carolina (6/19/13)...Signed as a free agent by Carolina (5/13/13).

COLLEGE: Played in 29 games with 13 starts at Furman...Tallied 85 receptions for 1,082 yards and eight touchdowns...Returned nine kickoffs for 195 yards and five punts for 127 yards with one touchdown...As a senior in 2009, ranked second on the Paladins with 31 catches for 322 yards and four touchdowns...Averaged 21.7 yards on nine kickoff returns for 195 yards and 18.0 yards on three punt returns for 54 yards...Started the 2008 season opener against Mars Hill, catching three passes for 36 yards and one touchdown, but suffered a season-ending torn left anterior cruciate ligament in the first quarter...Posted 23 receptions for 317 yards and two touchdowns as a sophomore in 2007...Returned a punt 63 yards for a touchdown against Coastal Carolina before suffering a season-ending torn right anterior cruciate ligament in the same game...In 2006, set then school freshman records of 28 catches and 407 yards with one touchdown...Redshirted as a true freshman in 2005.

PERSONAL: Attended Pickens (S.C.) HS...Majored in health and exercise science at Furman.



JUSTIN WELLS

GUARD • ST. AUGUSTINE'S • Ht: 6-4 Wt: 325 • Born: January 6, 1988

PRO CAREER

- Attended training camp with Carolina in 2012.

TRANSACTIONS: Signed as a free agent by Carolina (1/16/13)...Waived by Carolina (8/31/12)...Signed as a free agent by Carolina (8/8/12).

COLLEGE: Played guard at St. Augustine's...Earned first-team All-CIAA honors as a senior in 2010...Selected to play in two postseason all-star games: Dixie Gridiron Classic and HBCU Classic...Anchored offensive line that helped the Falcons set school records for points and total yards.

PERSONAL: Attended Polytechnic Institute in Baltimore, Md....Graduated with a degree in political science from St. Augustine's.



BRANDON WILLIAMS

TIGHT END • OREGON • Ht: 6-4 Wt: 250 • Born: October 12, 1987

TRANSACTIONS: Signed as a free agent by Carolina (4/29/13).

COLLEGE: Spent two years at Oregon following two seasons at Joliet Junior College...Played in 11 games for Oregon, posting two catches for 48 yards...Played in 15 games for Joliet Junior College, totaling 62 receptions for 989 yards and eight touchdowns...Attended Portland Bible College in 2012 and played basketball...Did not play football in 2011 after being diagnosed with a narrow spinal canal and bulging disc in his back...Transferred to Oregon from Joliet Junior College in 2010...Played in 11 games...Caught two passes for 48 yards...First-team National Junior College Athletic Association All-American and All-Midwest Football Conference selection as a sophomore in 2009...Led the team with 56 catches for 908 yards and seven touchdowns...Played in four games as a freshman in 2008...Made six receptions for 81 yards and one touchdown.

PERSONAL: Attended Eisenhower HS in Blue Island, Ill....Graduated from Oregon with a degree in sociology.

ROOKIES



ROOKIES

BELONG
FOREVER



STAR LOTULELEI

DEFENSIVE TACKLE • UTAH

ROOKIE NFL SEASON
FIRST PANTHERS SEASON



Ht: 6-2 Wt: 315 • Born: December 20, 1989 • Acquired: D1-13

96

TRANSACTIONS: Selected in the first round (14th overall) of the NFL Draft by Carolina (4/25/13).

COLLEGE: Spent final three seasons at Utah after playing one year at Snow College, a junior college in Ephraim, Utah...One of three defensive linemen in school history and first since 1994 to earn All-America honors...Played in 38 games with 28 starts for the Utes, totaling 107 tackles, 22.5 tackles for loss, seven sacks, four forced fumbles, five fumble recoveries and five passes defended...**2012 (Sr.):** First-team All-American...First-team All-Pac-12 Conference choice...Started 12 games...Anchored unit that ranked second in the conference in rushing defense...Posted 42 tackles, including a team-high 11 tackles for loss, and finished second on the team with five sacks...Tied for second in the nation with four fumble recoveries to go along with three forced fumbles and four passes defended...**2011 (Jr.):** Captured the Morris Trophy, awarded

to the best defensive lineman in the Pac-12 Conference...First-team All-Pac-12 Conference selection...Started 13 games...Recorded 44 tackles with nine tackles for loss, 1.5 sacks, one forced fumble, one fumble recovery and one pass defended...**2010 (So.):** Transferred to Utah from Snow College...Played in 13 games with three starts...Notched 21 tackles, 2.5 tackles for loss and 0.5 sacks...**2009:** Enrolled at Snow College, but did not play football...**2008 (Fr.):** Started 10 games for Snow College...Registered 52 tackles, 14 tackles for loss, three sacks and one forced fumble...Also appeared at guard on offense...Helped the Badgers reach the National Junior College Athletic Association national championship game.

PERSONAL: Attended Bingham HS in South Jordan, Utah...Majored in sociology at Utah...Last name is pronounced lo-too-leh-lay.

STAR LOTULELEI COLLEGE STATISTICS

Year	Team	GP/GS	Tot	T	A	Sack	Yds	INT	Yds	Lg	TD	PD	FF	FR
2008	Snow College	10/10	52	21	31	3.0	15.0	0	0	0	0	0	1	0
2010	Utah	13/3	21	7	14	0.5	3.0	0	0	0	0	0	0	0
2011	Utah	13/13	44	16	28	1.5	12.0	0	0	0	0	1	1	1
2012	Utah	12/12	42	36	17	5.0	24.0	0	0	0	0	4	3	4
Totals		48/38	159	69	90	10.0	54.0	0	0	0	0	5	5	5

ADDITIONAL STATISTICS

RECEIVING: 2011 (1 rec-17 yds).

ADMINISTRATION
& COACHES

2013
DRAFT CHOICES

2012 IN REVIEW

RECORDS

TEAM HISTORY

REFERENCE

KAWANN SHORT

DEFENSIVE TACKLE • PURDUE

ROOKIE NFL SEASON
FIRST PANTHERS SEASON



Ht: 6-3 Wt: 310 • Born: February 2, 1989 • Acquired: D2-13



ADMINISTRATION
& COACHES

VETERANS

2013
DRAFT CHOICES

2012 IN REVIEW

RECORDS

TEAM HISTORY

REFERENCE

TRANSACTIONS: Selected in the second round (44th overall) of the NFL Draft by Carolina (4/26/13).

COLLEGE: Started all 50 games played at Purdue...Gathered 186 tackles, 49 tackles for loss, 19.5 sacks, two forced fumbles, four fumble recoveries, two interceptions and 15 passes defended...Ranks third in school history for the most tackles for loss and sacks by a defensive tackle...Blocked a school-record eight kicks, including six field goals...**2012 (Sr.):** Second-team All-American... First-team All-Big Ten Conference selection...Started 13 games...Led the Boilermakers for the second consecutive season with seven sacks and 15.5 tackles for loss... Posted 43 tackles, one forced fumble, two fumble recoveries and four passes defended...Blocked four kicks, including three field goals...**2011 (Jr.):** Second-team All-Big Ten Conference choice...Named the team's defensive most valuable player...Started 13 games...Paced the Boilermakers with 6.5 sacks and 17 tackles for loss, the most

by a Purdue defensive tackle since 1992...Registered 54 tackles, one forced fumble, one fumble recovery and two passes defended...Blocked two field goal attempts...**2010 (So.):** Started 12 games...Finished second on the team with six sacks and 12.5 tackles for loss to go along with 41 tackles...Became the first defensive tackle in school history to lead the team in passes defended with eight... Blocked an extra point and a field goal...**2009 (Fr.):** Freshman All-American by *College Football News*...Big Ten Conference All-Freshman by *The Sporting News*...Earned the team's newcomer award...Started 12 games...Notched 48 tackles, four tackles for loss, one fumble recovery, two interceptions and one pass defended...**2008:** Redshirted as a true freshman.

PERSONAL: Attended Central HS in East Chicago, Ind.... Majored in organizational leadership and supervision at Purdue...First name is pronounced KAY-won.

KAWANN SHORT COLLEGE STATISTICS

Year	Team	GP/GS	Tot	T	A	Sack	Yds	INT	Yds	Lg	TD	PD	FF	FR
2009	Purdue	12/12	48	31	17	0.0	0.0	2	15	15	0	1	0	1
2010	Purdue	12/12	41	30	11	6.0	24.0	0	0	0	0	8	0	0
2011	Purdue	13/13	54	28	26	6.5	31.0	0	0	0	0	2	1	1
2012	Purdue	13/13	43	35	8	7.0	55.0	0	0	0	0	4	1	2
Totals		50/50	186	124	62	19.5	110.0	2	15	15	0	15	2	4

ADDITIONAL STATISTICS

BLOCKED KICKS: 2010 (2); 2011 (2); 2012 (4).

EDMUND KUGBILA

GUARD • VALDOSTA STATE

ROOKIE NFL SEASON
FIRST PANTHERS SEASON



Ht: 6-4 Wt: 325 • Born: September 21, 1990 • Acquired: D4-13



TRANSACTIONS: Selected in the fourth round (108th overall) of the NFL Draft by Carolina (4/27/13).

COLLEGE: Played in 45 games with 32 starts at Valdosta State...Made 22 starts at right guard and 10 at right tackle...Finished career with 187 knockdown blocks...Delivered 36 touchdown-resulting blocks and surrendered no sacks in final two seasons after shifting to right guard as a junior...First player in school history to participate in the NFL Scouting Combine...**2012 (Sr.):** Third-team Little American...First-team All-Gulf South Conference selection...Started 14 games at right guard...Led all NCAA Division II blockers with a 93.8 percent grade for blocking consistency...Paved the way for the team to lead the conference in total offense with an average of 469.4 yards per game and set a school record with 37 rushing touchdowns en route

to averaging 41.6 points per game...Helped the Blazers win the NCAA Division II national championship...**2011 (Jr.):** First-team All-Gulf South Conference choice...Moved inside to right guard from right tackle...Played in 10 games with eight starts...Ranked first in the conference with an 89.7 percent grade for blocking consistency...Opened holes for offense that averaged 177.0 yards rushing per game and provided protection for unit that allowed the fewest sacks in the conference with 11...**2010 (So.):** Played in 11 games with 10 starts at right tackle...**2009 (Fr.):** Played in 10 games as a reserve right tackle.

PERSONAL: Attended Central Gwinnett High School in Lawrenceville, Ga....Majored in sociology at Valdosta State...Last name is pronounced KOO-bih-luh.

ADMINISTRATION
& COACHES

VETERANS

2013
DRAFT CHOICES

2012 IN REVIEW

RECORDS

TEAM HISTORY

REFERENCE

A.J. KLEIN

LINEBACKER • IOWA STATE

ROOKIE NFL SEASON
FIRST PANTHERS SEASON



Ht: 6-1 Wt: 245 • Born: July 30, 1991 • Acquired: D5-13



TRANSACTIONS: Selected in the fifth round (148th overall) of the NFL Draft by Carolina (4/27/13).

COLLEGE: Played in 51 games with 38 starts at Iowa State...Three-time All-Big 12 Conference choice made 21 starts at middle linebacker, 12 at strongside linebacker and five at weakside linebacker and produced at least 110 tackles in each of three seasons as a starter...Finished career with 361 tackles, 20 tackles for loss, three sacks, one forced fumble, two fumble recoveries, five interceptions and nine passes defended...Tied NCAA career record for linebackers with a school-record four interception returns for touchdowns...Set Big 12 Conference record with a 53.0-yard interception return average...**2012 (Sr.):** First-team All-Big 12 Conference selection...Started 13 games with seven starts at middle linebacker, five at weakside linebacker and one at strongside linebacker...Led the Cyclones for the second consecutive season with 117 tackles in addition to recording 3.5 tackles for loss, one

sack, one interception and two passes defended...**2011 (Jr.):** Co-Big 12 Conference Defensive Player of the Year with current Panthers and former Oklahoma defensive end Frank Alexander...First-team All-Big 12 Conference choice...Named the team's most valuable player...Started 13 games with nine starts at strongside linebacker and four at middle linebacker...Ranked second in the conference with a team-leading 116 tackles to go along with 7.5 tackles for loss, two sacks, one interception and six passes defended...**2010 (So.):** All-Big 12 Conference honorable mention...Started 12 games with 10 starts at middle linebacker and two at strongside linebacker...Collected 111 tackles, eight tackles for loss, one fumble recovery, three interceptions and one pass defended...**2009 (Fr.):** Played in 13 games...Notched 17 tackles, one tackle for loss, one forced fumble and one fumble recovery.

PERSONAL: Attended Kimberly (Wis.) HS...Majored in kinesiology-physical therapy at Iowa State.

A.J. KLEIN COLLEGE STATISTICS

Year	Team	GP/GS	Tot	T	A	Sack	Yds	INT	Yds	Lg	TD	PD	FF	FR
2009	Iowa State	13/0	17	7	10	0.0	0.0	0	0	0	0	0	1	1
2010	Iowa State	12/12	111	47	64	0.0	0.0	3	100	69t	2	1	0	1
2011	Iowa State	13/13	116	66	50	2.0	9.0	1	78	78t	1	6	0	0
2012	Iowa State	13/13	117	59	58	1.0	5.0	1	87	87t	1	2	0	0
Totals		51/38	361	179	182	3.0	14.0	5	265	87t	4	9	1	2

KENJON BARNER

RUNNING BACK • OREGON

ROOKIE NFL SEASON
FIRST PANTHERS SEASON



Ht: 5-9 Wt: 190 • Born: April 28, 1989 • Acquired: D6-13

25

TRANSACTIONS: Selected in the sixth round (182nd overall) of the NFL Draft by Carolina (4/27/13).

COLLEGE: Played in 49 games with 20 starts at Oregon... Ranks second in school history with 3,623 rushing yards and tied for second with 41 rushing touchdowns on 582 attempts...Produced 13 career 100-yard rushing outings... Totalled 54 catches for 591 yards and seven touchdowns... Averaged 22.5 yards on 61 kickoff returns for 1,371 yards and one touchdown and 10.1 yards on 26 punt returns for 263 yards and one touchdown...Stands second in school history with 5,848 all-purpose yards and third with 300 points scored...**2012 (Sr.):** First-team All-American...First-team All-Pac-12 Conference choice...Finalist for the Walter Camp Player of the Year and Doak Walker Award, given to the nation's top running back...Started 13 games... Compiled 1,767 rushing yards, the second-most in school history, on 278 carries with a school-record tying 21 rushing touchdowns...Set a school record with 321 rushing yards against Southern California...Notched 20 receptions for 256 yards and two touchdowns...**2011 (Jr.):** Played in 12 games with five starts...Finished second on the team

with 939 rushing yards on 152 attempts with 11 touchdowns...Registered 17 catches for 184 yards and three touchdowns...Returned seven kickoffs for 115 yards and three punts for minus-six yards...**2010 (So.):** Played in 11 games with one start...Gained 551 rushing yards with six touchdowns on 91 carries...Caught 13 passes for 121 yards and two touchdowns...Generated an 18.2-yard kickoff return average on 13 returns for 236 yards...Returned a punt 80 yards for a touchdown among 10 returns for 132 yards...**2009 (Fr.):** All-Pac-10 Conference honorable mention as a kick returner...Played in 13 games with one start...Set a school record with 1,020 kickoff return yards on 41 returns, scoring a touchdown on a 100-yard return... Led the Ducks with a 10.5-yard punt return average on 13 returns for 137 yards...Rushed for 366 yards and three touchdowns on 61 attempts...Added four receptions for 30 yards...**2008:** Redshirted as a true freshman.

PERSONAL: Attended Notre Dame HS in Sherman Oaks, Calif....Majored in criminology at Oregon...First name is pronounced Ken-Yon.

KENJON BARNER COLLEGE STATISTICS

Year	Team	GP	GS	RUSHING					RECEIVING				
				Att	Yds	Avg	Lg	TD	No	Yds	Avg	Lg	TD
2009	Oregon	13	1	61	366	6.0	48	3	4	30	7.5	13	0
2010	Oregon	11	1	91	551	6.1	41t	6	13	121	9.3	60t	2
2011	Oregon	12	5	152	939	6.2	84t	11	17	184	10.8	54t	3
2012	Oregon	13	13	278	1767	6.4	80t	21	20	256	12.8	48	2
Totals		49	20	582	3623	6.2	84t	41	54	591	10.9	60t	7

Year	Team	KICKOFF RETURNS					PUNT RETURNS				
		No	Yds	Avg	Lg	TD	No	Yds	Avg	Lg	TD
2009	Oregon	41	1020	24.9	100t	1	13	137	10.5	31	0
2010	Oregon	13	236	18.2	39	0	10	132	13.2	80t	1
2011	Oregon	7	115	16.4	26	0	3	-6	-2.0	8	0
2012	Oregon	0	0	0.0	0	0	0	0	0.0	0	0
Totals		61	1371	22.5	100t	1	26	263	10.1	80t	1

ADMINISTRATION
& COACHES

VETERANS

2013
DRAFT CHOICES

2012 IN REVIEW

RECORDS

TEAM HISTORY

REFERENCE



COLBY CAMERON

QUARTERBACK • LOUISIANA TECH • Ht: 6-2 Wt: 210 • Born: April 5, 1990

TRANSACTIONS: Signed as an undrafted rookie free agent by Carolina (5/10/13).

COLLEGE: Played in 34 games with 21 starts at Louisiana Tech...Completed 545-of-854 passes for 6,417 yards and 45 touchdowns with 13 interceptions...Holds the NCAA career record for most consecutive pass attempts without an interception with 444...**2012 (Sr.):** Earned the Sammy Baugh Award, presented to college football's top passer...Western Athletic Conference Offensive Player of the Year...First-team All-Western Athletic Conference selection...Started 12 games...Threw for 4,147 yards and 31 touchdowns with five interceptions on 359-of-522 passing...68.8 completion percentage rated fifth in the nation...Set an NCAA single-season record for most consecutive pass attempts without an interception with 428...**2011 (Jr.):** Played in seven games with six starts...Completed 118-of-215 passes for 1,667 yards and 13 touchdowns with three interceptions...**2010 (So.):** Played in 10 games with three starts...Connected on 54-of-91 passes for 461 yards and one touchdown with five interceptions...**2009 (Fr.):** Played in five games...Completed 14-of-26 passes for 142 yards...**2008:** Redshirted as a true freshman.

PERSONAL: Attended Newbury Park (Calif.) HS.



JORDAN GAY

PUNTER • CENTRE COLLEGE • Ht: 6-1 Wt: 200 • Born: March 29, 1990

TRANSACTIONS: Signed as an undrafted rookie free agent by Carolina (5/15/13).

COLLEGE: Played in 31 games at Centre...Three-time Southern Athletic Association Special Teams Player of the Year...Handled punting and placekicking duties for three seasons...Holds seven school records...Generated gross average of 42.7 yards with 31 punts inside the 20, five touchbacks, one block and long of 73 yards on 113 punts...Converted 111-of-114 extra point opportunities and 31-of-49 field goal attempts with a long of 53 yards...Scored two touchdowns...Finished career with 216 points...**2012 (Sr.):** Played in 10 games...Compiled gross average of 44.8 yards on 34 punts with a long of 59 yards...Placed seven punts inside the 20 with one touchback...Had one punt blocked...Made eight-of-17 field goals, including a long of 53 yards, and all 32 extra points...Ran nine yards for a touchdown on a fake field goal...Led the team in scoring with 62 points...**2011 (Jr.):** Played in 11 games...Punted 49 times en route to a gross average of 41.3 yards with 14 inside the 20, three touchbacks and long of 73 yards...Connected on 11-of-16 field goals with a long of 51 yards and 45-of-46 extra points...Successfully executed a fake field goal for a seven-yard touchdown run...Tallied a team-leading 84 points...**2010 (So.):** Played in 10 games...Boasted 42.6-yard gross average on 30 punts with a long of 62 yards...Landed 10 punts inside the 20 with one touchback...Hit 12-of-16 field goals, including a season-long 52-yarder, and 34-of-36 extra points for 70 points...**2009 (Fr.):** Did not play.

PERSONAL: Attended Danville (Ky.) HS...Graduated from Centre with a degree in financial economics.



LINDEN GAYDOSH

DEFENSIVE TACKLE • CALGARY • Ht: 6-3 • Wt: 315 • Born: January 4, 1991

TRANSACTIONS: Signed as an undrafted rookie free agent by Carolina (5/13/13).

COLLEGE: Played in 41 games at Calgary...Selected first overall in the 2013 Canadian Football League Draft by the Hamilton Tiger-Cats...**2012 (Sr.):** Canada West Universities Athletic Association All-Star...Played in 10 games...Recorded 22 tackles, 2.5 tackles for loss, one sack, two forced fumbles and one fumble recovery...**2011 (Jr.):** Second-team CIS (Canadian Interuniversity Sport) All-Canadian...Canada West Universities Athletic Association All-Star...Played in 11 games...Led the Dinos with five sacks...Posted 40 tackles, two forced fumbles and two fumble recoveries...**2010 (So.):** Played in 12 games...Collected 22.5 tackles and two sacks in the regular season and added 15.5 tackles in the playoffs...Named most valuable player of the Hardy Cup against Alberta after returning an interception 20 yards for a touchdown...**2009 (Fr.):** Earned the CIS, Canada West and Calgary rookie of the year awards...Played in eight games...Notched 10 tackles and two tackles for loss...Anchored defensive line that led the conference in rushing defense.

PERSONAL: Attended Peace River (Alberta, Canada) HS...Majored in communications at Calgary.




WES HORTON

DEFENSIVE END • SOUTHERN CALIFORNIA • Ht: 6-5 • Wt: 265 • Born: January 18, 1990

TRANSACTIONS: Signed as an undrafted rookie free agent by Carolina (5/10/13).

COLLEGE: Played in 47 games with 32 starts at Southern California...Produced 117 tackles, 14.5 sacks, five quarterback pressures, two forced fumbles, three fumble recoveries and nine passes defended...**2012 (Sr.):** All-Pac-12 Conference honorable mention...Played in 12 games with 10 starts...Finished third on the Trojans with 5.5 sacks...Recorded 43 tackles, two fumble recoveries and two passes defended...**2011 (Jr.):** Second-team All-Pac-12 Conference choice...Played in 12 games with seven starts...Posted 22 tackles, 4.5 tackles for loss, four sacks, two quarterback pressures, one forced fumble and two passes defended...**2010 (So.):** Played in 10 games with six starts...Tied for second on the team with four sacks...Notched 29 tackles, 5.5 tackles for loss, one quarterback pressure, one forced fumble and four passes defended...**2009 (Fr.):** Played in 13 games with nine starts...Logged 23 tackles, 1.5 tackles for loss, one sack, two quarterback pressures, one fumble recovery and one pass defended...**2008:** Redshirted as a true freshman.

PERSONAL: Attended Notre Dame HS in Sherman Oaks, Calif....Majored in human performance at Southern California.



ROBERT LESTER

SAFETY • ALABAMA • Ht: 6-1 Wt: 215 • Born: April 30, 1988

TRANSACTIONS: Signed as an undrafted rookie free agent by Carolina (5/10/13).

COLLEGE: Played in 48 games with 40 starts at Alabama...Compiled 147 tackles, 2.5 sacks, 14 interceptions, 10 passes defended, one forced fumble and one fumble recovery...Member of BCS National Championship teams as a freshman, junior and senior...**2012 (Sr.):** Second-team All-Southeastern Conference choice...Started 14 games...Finished second on the team with four interceptions in addition to posting 48 tackles, 1.5 sacks and three passes defended...Helped the Crimson Tide lead the NCAA in total defense and scoring defense...**2011 (Jr.):** Started 13 games...Tied for second on the team with two interceptions to go along with 39 tackles, three passes defended and one forced fumble...Contributed to defense that ranked first in the NCAA in total defense, pass defense and scoring defense...**2010 (So.):** Second-team All-American...Second-team All-Southeastern Conference selection...Started 13 games...Ranked second in the nation and led the conference with eight interceptions, which equaled the second most in school history...Produced 52 tackles, one sack, four passes defended and one fumble recovery...Part of ball-hawking secondary that tied for fourth in the NCAA with 22 interceptions...**2009 (Fr.):** Played in eight games...Logged eight tackles...**2008:** Redshirted as a true freshman.

PERSONAL: Attended Foley (Ala.) HS.




MORGAN LINEBERRY

KICKER • ABILENE CHRISTIAN • Ht: 6-1 Wt: 200 • Born: January 25, 1991

TRANSACTIONS: Signed as an undrafted rookie free agent by Carolina (5/10/13).

COLLEGE: Played in 46 games at Abilene Christian...Finished career as the Wildcats' all-time leader in field goals made with 50 and third-leading scorer with 290 points...Converted 140-of-154 extra point opportunities and 50-of-71 field goal attempts...Only player in school history to make four field goals of 50 yards or more...Recorded 26 touchbacks on 100 kickoffs...Averaged 33.0 yards on 10 punts...**2012 (Sr.):** Played in 11 games...Totaled 48 points on seven-of-12 field goals with a long of 32 yards and 27-of-30 extra points...**2011 (Jr.):** First-team All-Lone Star Conference choice...Played in 11 games...Connected on 13-of-16 field goals with a long of 54 yards and 47-of-51 extra points for a team-leading 86 points...**2010 (So.):** All-Lone Star Conference honorable mention...Played in 11 games...Set conference and school records with 21 field goals, including a long of 49 yards, on 30 attempts...Hit 48-of-53 extra points...Led the team and finished second in the conference in scoring with 111 points...**2009 (Fr.):** Played in 13 games...Made nine-of-13 field goals and 18-of-20 extra points for 45 points...Successful on all three field goal attempts of 50 yards or more, including a long of 56 yards.

PERSONAL: Attended Lake Hill Prep Academy in Dallas, Texas.



TORI MOBLEY

GUARD • JACKSONVILLE STATE • Ht: 6-3 Wt: 300 • Born: October 3, 1989

TRANSACTIONS: Signed as an undrafted rookie free agent by Carolina (5/10/13).

COLLEGE: Three-year starter at Jacksonville State...Played in 41 games with 33 starts...**2012 (Sr.):** Second-team All-Ohio Valley Conference selection...Started 10 games, making six starts at left guard and four at right guard...**2011 (Jr.):** Started 11 games...Opened holes for the Gamecocks to rush for 219.9 yards per game, which ranked second in the conference...**2010 (So.):** Started 12 games...Helped offense finish third in the conference with an average of 384.2 yards per game while providing protection for unit that allowed just 10 sacks...**2009 (Fr.):** Played in eight games as a reserve offensive lineman...**2008:** Redshirted as a true freshman.

PERSONAL: Attended Carver HS in Columbus, Ga...Majored in criminal justice at Jacksonville State.




CRAIG ROH

DEFENSIVE END • MICHIGAN • Ht: 6-4 Wt: 275 • Born: January 25, 1991

TRANSACTIONS: Signed as an undrafted rookie free agent by Carolina (5/10/13).

COLLEGE: Started a school-record 51 consecutive games at Michigan...Made 29 starts at defensive end, 20 at outside linebacker and two at defensive tackle...Produced 150 tackles, 26.5 tackles for loss, 10.5 sacks, three forced fumbles, one interception and three passes defended...**2012 (Sr.):** Second-team All-Big Ten Conference selection...Earned the Richard Katcher Award, given to the Wolverines' top defensive lineman...Started 13 games – 11 at defensive end and two at defensive tackle...Tied for first on the team with four sacks to go along with 38 tackles and 5.5 tackles for loss...Contributed to defense that ranked second in the conference...**2011 (Jr.):** Started 13 games at defensive end...Tied for second on the team with four sacks in addition to recording 32 tackles, eight tackles for loss and one forced fumble...**2010 (So.):** Started 13 games...Opened the first eight games at outside linebacker before moving to defensive end for the last five...Notched 43 tackles, 5.5 tackles for loss, 0.5 sacks, two forced fumbles and one pass defended...**2009 (Fr.):** Freshman All-America honorable mention by *College Football News*...Big Ten Conference All-Freshman by *The Sporting News*...Started 12 games at outside linebacker...Posted 37 tackles, 7.5 tackles for loss, two sacks, one interception and two passes defended.

PERSONAL: Attended Chaparral HS in Scottsdale, Ariz....Majored in sport management at Michigan.



CASEY WALKER

DEFENSIVE TACKLE • OKLAHOMA • Ht: 6-1 Wt: 345 • Born: December 6, 1989

TRANSACTIONS: Signed as an undrafted rookie free agent by Carolina (5/10/13).

COLLEGE: Played in 33 games with 22 starts at Oklahoma...Produced 49 tackles, 6.5 tackles for loss, one sack, five quarterback pressures, two forced fumbles, two fumble recoveries and three passes defended...**2012 (Sr.):** Played in 11 games with 10 starts...Recorded 25 tackles, three tackles for loss, three quarterback pressures, one fumble recovery and one pass defended...**2011 (Jr.):** Played in 12 games with eight starts...Compiled 17 tackles, three tackles for loss, one sack, two quarterback pressures, two forced fumbles and two passes defended...Helped the Sooners rank second in the Big 12 Conference in total defense...**2010 (So.):** Played in seven games with four starts...Started the first four games before missing the next six with a knee injury...Posted five tackles...**2009 (Fr.):** Played in three games...Notched two tackles, 0.5 tackles for loss and one fumble recovery...**2008:** Redshirted as a true freshman.

PERSONAL: Attended Garland (Texas) HS...Majored in multidisciplinary studies at Oklahoma.




MELVIN WHITE

CORNERBACK • LOUISIANA-LAFAYETTE • Ht: 6-1 Wt: 205 • Born: June 26, 1990

TRANSACTIONS: Signed as an undrafted rookie free agent by Carolina (5/10/13).

COLLEGE: Played in 50 games with 28 starts at Louisiana-Lafayette...Compiled 155 tackles, 1.5 sacks, two interceptions, 19 passes defended, two forced fumbles and three fumble recoveries...**2012 (Sr.):** Started 13 games at cornerback...Led the Ragin' Cajuns with 10 passes defended in addition to recording 60 tackles and one forced fumble...**2011 (Jr.):** All-Sun Belt Conference honorable mention...Started 13 games at safety...Collected two interceptions and tied for second on the team with seven passes defended...Posted with 64 tackles, 1.5 sacks, one forced fumble and one fumble recovery...**2010 (So.):** Played in 12 games with one start...Notched 24 tackles, one pass defended and two fumble recoveries...**2009 (Fr.):** Played in 12 games with one start...Logged seven tackles and one pass defended...**2008:** Redshirted as a true freshman.

PERSONAL: Attended Brazosport HS in Freeport, Texas...Graduated from Louisiana-Lafayette with a degree in criminal justice.



MICHAEL ZORDICH

FULLBACK • PENN STATE • Ht: 6-1 Wt: 240 • Born: October 29, 1989

TRANSACTIONS: Signed as an undrafted rookie free agent by Carolina (5/10/13).

COLLEGE: Played in 51 games with seven starts at Penn State...Saw action at fullback and linebacker as a freshman before moving to fullback fulltime as a sophomore...Finished career with 115 rushes for 384 yards and nine touchdowns and 22 catches for 200 yards...**2012 (Sr.):** Played in 12 games with five starts...Ranked second on the team with 301 yards and four touchdowns on 80 carries...Served as the primary lead blocker for a 1,000-yard rusher for the second consecutive season...Posted 15 receptions for 152 yards...**2011 (Jr.):** Played in 13 games with two starts...Gained 30 yards on 15 attempts with two touchdowns...Caught five passes for 31 yards...Opened running lanes for Silas Reed to total 1,241 yards and helped provide protection for the Nittany Lions to lead the Big Ten in fewest sacks allowed...**2010 (So.):** Played in 13 games...Carried 18 times for 40 yards and three touchdowns...Added two catches for 17 yards...**2009 (Fr.):** Played in 13 games, appearing on offense and defense...Rushed twice for 13 yards...Notched three tackles...Returned two kickoffs for 28 yards...**2008:** Redshirted as a true freshman.

PERSONAL: Attended Cardinal Mooney HS in Youngstown, Ohio...Majored in recreation, parks and tourism management at Penn State.

2013 TRAINING CAMP ROSTER

NO	NAME	POS	HT	WT	AGE	EXP	COLLEGE	HOMETOWN	HOW ACQ
15	Adams, Joe	WR	5-11	185	23	2	Arkansas	Little Rock, Ark.	D4b '12
97	Addison, Mario	DE	6-3	260	25	3	Troy	Tarrant, Ala.	FA '12
90	Alexander, Frank	DE	6-4	270	23	2	Oklahoma	Baton Rouge, La.	D4a '12
3	Anderson, Derek	QB	6-6	240	30	9	Oregon State	Scappoose, Ore.	FA '11
71	Austin, Thomas	C/G	6-4	310	26	3	Clemson	Camden, S.C.	FA '12
25	Barner, Kenjon	RB	5-9	190	24	R	Oregon	Sherman Oaks, Calif.	D6 '13
52	Beason, Jon	LB	6-0	235	28	7	Miami (Fla.)	Miami, Fla.	D1 '07
77	Bell, Byron	T	6-5	340	24	3	New Mexico	Greenville, Texas	FA '11
2	Bersin, Brenton	WR	6-3	210	23	1	Wofford College	Charlotte, N.C.	FA '13
93	Blackburn, Chase	LB	6-3	245	30	9	Akron	Marysville, Ohio	UFA '13 (NYG)
47	Brockel, Richie	TE/FB	6-1	255	27	3	Boise State	Phoenix, Ariz.	FA '11
74	Brown, Patrick	T	6-5	310	26	3	Central Florida	St. Charles, Ill.	FA '13
18	Bryant, Lamont	WR	6-5	225	25	1	Morgan State	Newport News, Va.	FA '12
62	Byers, Jeff	G/C	6-4	310	27	2	Southern California	Loveland, Colo.	FA '11
16	Cameron, Colby	QB	6-2	210	23	R	Louisiana Tech	Newbury Park, Calif.	FA '13
73	Campbell, Bruce	T	6-6	320	25	4	Maryland	Hamden, Conn.	TR '12 (OAK)
26	Campbell, D.J.	S	6-0	205	24	2	California	North Las Vegas, Nev.	D7 '12
78	Chandler, Nate	T	6-4	310	24	2	UCLA	San Diego, Calif.	FA '12
7	Clausen, Jimmy	QB	6-2	210	25	4	Notre Dame	Westlake Village, Calif.	D2 '10
91	Cole, Colin	DT	6-2	335	33	7	Iowa	Fort Lauderdale, Fla.	FA '13
58	Davis, Thomas	LB	6-1	235	30	9	Georgia	Shellman, Ga.	D1 '05
31	Dockery, James	CB	6-1	185	24	3	Oregon State	Palm Desert, Calif.	FA '12
14	Edwards, Armani	WR	5-11	190	25	4	Appalachian State	Greenwood, S.C.	D3b '10
92	Edwards, Dwan	DT	6-3	305	32	10	Oregon State	Columbus, Montana	FA '12
29	Florence, Drayton	CB	6-0	200	32	11	Tuskegee	Ocala, Fla.	UFA '13 (DET)
64	Folkerts, Brian	C	6-4	305	23	1	Washburn	Florissant, Mo.	FA '13
94	Fua, Sione	DT	6-1	310	25	3	Stanford	Encino, Calif.	D3b '11
9	Gano, Graham	K	6-2	200	26	4	Florida State	Cantonment, Fla.	FA '12
6	Gay, Jordan	P	6-1	200	23	R	Centre College (Ky.)	Danville, Ky.	FA '13
98	Gaydos, Linden	DT	6-3	315	22	R	Calgary	Peace River, Alberta (Canada)	FA '13
12	Gettis, David	WR	6-3	220	25	4	Baylor	Los Angeles, Calif.	D6b '10
19	Ginn Jr., Ted	WR	5-11	185	28	7	Ohio State	Cleveland, Ohio	UFA '13 (SF)
30	Godfrey, Charles	T	5-11	210	27	6	Iowa	Baytown, Texas	D3a '08
69	Gross, Jordan	T	6-4	305	33	11	Utah	Frutland, Idaho	D1 '03
63	Hangartner, Geoff	C/G	6-5	305	31	9	Texas A&M	New Braunfels, Texas	FA '11
76	Hardy, Greg	DE	6-4	290	24	4	Mississippi	Millington, Tenn.	D6a '10
84	Hartsock, Ben	TE	6-4	265	33	10	Ohio State	Chillicothe, Ohio	FA '11
75	Hicks, Hayworth	G	6-3	330	24	2	Iowa State	Palmdale, Calif.	FA '12
87	Hixon, Domenik	CB	6-2	205	28	8	Akron	Columbus, Ohio	UFA '13 (NYG)
37	Hixson, Nick	CB	6-1	185	24	1	Hillsdale College (Mich.)	Remus, Michigan	FA '12
55	Hogue, Doug	LB	6-2	245	24	R	Syracuse	Yonkers, N.Y.	WW '12 (DET)
61	Horton, Wes	DE	6-5	265	23	R	Southern California	Sherman Oaks, Calif.	FA '13
83	Ikharo, Taulib	WR	5-10	190	23	1	Louisiana Tech	Oakland, Calif.	FA '13
53	Jacobs, Ben	LB	6-4	245	25	2	Fresno State	Las Vegas, Nev.	FA '13
44	Jansen, J.J.	LS	6-2	245	27	6	Notre Dame	Phoenix, Ariz.	TR '09 (GB)
95	Johnson, Charles	DE	6-2	285	27	7	Georgia	Hawkinsville, Ga.	D3 '07
42	Jones, Colin	S	6-0	210	25	3	TCU	Bridgeport, Texas	TR '12 (SF)
67	Kalil, Ryan	C	6-2	300	28	7	Southern California	Corona, Calif.	D2b '07
99	Kearse, Frank	DT	6-5	310	24	3	Alabama A&M	Savannah, Ga.	FA '11
56	Klein, A.J.	LB	6-1	245	21	R	Iowa State	Kimberly, Wis.	D5 '13
59	Kuechly, Luke	LB	6-3	235	22	2	Boston College	Cincinnati, Ohio	D1 '12
70	Kugbila, Edmund	G	6-4	325	22	R	Valdosta State	Lawrenceville, Ga.	D4 '13
11	LaFell, Brandon	WR	6-2	210	26	4	LSU	Houston, Texas	D3a '10
38	Lester, Robert	S	6-1	215	25	R	Alabama	Foley, Ala.	FA '13
5	Lineberry, Morgan	K	6-1	200	22	R	Abilene Christian	Dallas, Texas	FA '13
96	Lutulelei, Star	DT	6-2	315	23	R	Utah	South Jordan, Utah	D1 '13
21	Mitchell, Mike	S	6-0	210	26	5	Ohio	Fort Thomas, Ky.	UFA '13 (OAK)
72	Mobley, Tori	G	6-3	300	23	R	Jacksonville State	Columbus, Ga.	FA '13
20	Moore, D.J.	CB	5-9	190	26	5	Vanderbilt	Spartanburg, S.C.	UFA '13 (CHI)
17	Moss, Dale	WR	6-3	215	24	1	South Dakota State	Brandon, S.C.	FA '13
41	Munnenry, Captain	CB	5-8	195	25	5	South Carolina	Mobile, Ala.	D7 '09
43	Nakamura, Haruki	S	5-10	205	27	6	Cincinnati	Lakewood, Ohio	UFA '12 (BAL)
1	Newton, Cam	QB	6-5	245	24	3	Auburn	College Park, Ga.	D1 '11
24	Norman, Josh	CB	6-0	200	25	2	Coastal Carolina	Greenwood, S.C.	D5 '12
8	Nortman, Brad	P	6-2	210	23	2	Wisconsin	Brookfield, Wis.	D6 '12
50	Nzegwu, Louis	DE	6-4	260	24	1	Wisconsin	Platteville, Wis.	FA '13
88	Olsen, Greg	TE	6-5	250	28	7	Miami (Fla.)	Wayne, N.J.	TR '11 (CHI)
81	Pilares, Kealoha	WR	5-10	205	25	3	Hawaii	Honolulu, Hawaii	D5 '11
33	Poole, Taurien	RB	5-10	210	23	2	Tennessee	Toccoa, Ga.	FA '12
48	Rau, Ryan	LB	6-1	235	22	1	Portland State	Folsom, Calif.	WW '13 (CLE)
60	Roh, Craig	DE	6-4	275	22	R	Michigan	Scottsdale, Ariz.	FA '13
80	Rosario, Nelson	TE	6-5	245	23	1	UCLA	Oceanside, Calif.	FA '12
40	Russell, Anderson	S	6-0	205	26	3	Ohio State	Atlanta, Ga.	FA '12
57	Senn, Jordan	LB	5-11	225	29	6	Portland State	Beaverton, Ore.	FA '09
10	Shaw, James	WR	5-11	185	24	1	Jacksonville State	Odenton, Ala.	FA '13
68	Short, Kawann	DT	6-3	310	24	R	Purdue	East Chicago, Ind.	D2 '13
66	Silatolu, Amini	G	6-4	315	24	2	Midwestern State	Tracy, Calif.	D2 '12
36	Smith, Armond	RB	5-9	195	27	2	Union College (Ky.)	Stone Mountain, Ga.	FA '12
89	Smith, Steve	WR	5-9	185	34	13	Utah	Los Angeles, Calif.	D3 '01
28	Stewart, Jonathan	RB	5-10	235	26	6	Oregon	Lacey, Wash.	D1a '08
22	Thomas, Josh	CB	5-11	190	24	3	Buffalo	Cedar Hills, Texas	WW '11 (DAL)
35	Tolbert, Mike	FB	5-9	245	27	6	Coastal Carolina	Douglasville, Ga.	UFA '12 (SD)
74	Walker, Casey	DT	6-1	345	23	R	Oklahoma	Garland, Texas	FA '13
79	Wells, Justin	G	6-4	325	25	1	St. Augustine's	Baltimore, Md.	FA '13
23	White, Melvin	CB	6-1	205	23	R	Louisiana-Lafayette	Freeport, Texas	FA '13
86	Williams, Brandon	TE	6-4	250	25	1	Oregon	Blue Island, Ill.	FA '13
34	Williams, DeAngelo	RB	5-9	215	30	8	Memphis	Wynne, Ark.	D1 '06
65	Williams, Garry	T	6-3	315	26	5	Kentucky	Louisville, Ky.	FA '09
54	Williams, Jason	LB	6-1	245	27	5	Western Illinois	Chicago, Ill.	WW '12 (PHI)
39	Zordich, Michael	FB	6-1	240	23	R	Penn State	Youngstown, Ohio	FA '13

Injured Reserve (1)

17	Webb, R.J.	WR	6-2	205	25	1	Furman	Pickens, S.C.	FA '13
----	------------	----	-----	-----	----	---	--------	---------------	--------

ADMINISTRATION
& COACHES

VETERANS

2013 TRAINING
CAMP ROSTER

2012 IN REVIEW

RECORDS

TEAM HISTORY

REFERENCE

2012 TRANSACTIONS

ADMINISTRATION
& COACHES

VETERANS

2012
TRANSACTIONS

2012 IN REVIEW

RECORDS

TEAM HISTORY

REFERENCE

DATE	PLAYER	TRANSACTION			
3-Jan	G Roger Allen	Free Agent Signing	31-Aug	CB Darius Butler	Waived/Injured
3-Jan	LB Phillip Dillard	Free Agent Signing	31-Aug	DT Nate Chandler	Waived
3-Jan	TE Greg Smith	Free Agent Signing	31-Aug	TE Joe Jon Finley	Waived
3-Jan	CB Reggie Sullivan	Free Agent Signing	31-Aug	WR Jared Green	Waived
1-Feb	LB Jason Phillips	Extension Signing	31-Aug	S Jonathan Nelson	Waived
8-Feb	LS J.J. Jansen	Extension Signing	31-Aug	LB David Nixon	Waived
17-Feb	DE Jyles Tucker	Free Agent Signing	31-Aug	DT Ogendi Nwagbwo	Waived
6-Mar	K Justin Medlock	Free Agent Signing	31-Aug	RB Tauren Poole	Waived/Injured
7-Mar	K Adi Kunalic	Waived	31-Aug	S Jordan Pugh	Waived
13-Mar	G Geoff Kargartner	Extension Signing	31-Aug	T Matt Reynolds	Waived
14-Mar	T Travelle Wharton	Released	31-Aug	TE Nelson Rosario	Waived
16-Mar	S Haruki Nakamura	Unrestricted Free Agent Signing (BAL)	31-Aug	RB Armond Smith	Waived
19-Mar	FB Mike Tolbert	Unrestricted Free Agent Signing (SD)	31-Aug	S Reggie Smith	Released
20-Mar	QB Derek Anderson	Unrestricted Free Agent Re-Signing	31-Aug	CB R.J. Stanford	Waived
22-Mar	WR Chris Manno	Free Agent Signing	31-Aug	DE Ryan Van Bergen	Waived
22-Mar	LB Kenny Onatolu	Free Agent Signing	31-Aug	LB Jason Williams	Waived
22-Mar	G Mike Pollak	Unrestricted Free Agent Signing (IND)	31-Aug	G Zack Williams	Waived
29-Mar	DE Antwan Applewhite	Unrestricted Free Agent Re-Signing	31-Aug	LB Kion Wilson	Waived
30-Mar	RB RB Mike Goodson	Traded (OAK)	31-Aug	DT Andre Neblett	Suspended by Commissioner
30-Mar	T Bruce Campbell	Acquired in Trade (OAK)	31-Aug	S Colin Jones	Acquired in Trade (SF)
4-Apr	S Reggie Smith	Unrestricted Free Agent Signing (SF)	1-Sep	G Bryant Browning	Practice Squad Signing
10-Apr	WR Steve Smith	Extension Signing	1-Sep	WR Lamont Bryant	Practice Squad Signing
12-Apr	LB Jordan Senn	Unrestricted Free Agent Re-Signing	1-Sep	DT Nate Chandler	Practice Squad Signing
26-Apr	LB Luke Kuechly	Drafted (1)	1-Sep	WR Jared Green	Practice Squad Signing
27-Apr	G Amini Silatolu	Drafted (2)	1-Sep	TE Nelson Rosario	Practice Squad Signing
28-Apr	DE Frank Alexander	Drafted (4a)	1-Sep	RB Armond Smith	Practice Squad Signing
28-Apr	WR Joe Adams	Drafted (4b)	1-Sep	G Zack Williams	Practice Squad Signing
28-Apr	CB Josh Norman	Drafted (5)	1-Sep	CB Darius Butler	Placed on injured/reserve
28-Apr	P Brad Norman	Drafted (6)	1-Sep	RB Tauren Poole	Placed on injured/reserve
28-Apr	S D.J. Campbell	Drafted (7)	2-Sep	CB Ron Parker	Practice Squad Signing
7-May	P Nick Harris	Free Agent Signing	2-Sep	DT Terrell McClain	Waived
11-May	LB Phillip Dillard	Waived	2-Sep	DT Dwan Edwards	Free Agent Signing
11-May	WR Brenton Berson	Undrafted Rookie Free Agent Signing	2-Sep	CB Darius Butler	Waived from injured reserve, injury settlement
11-May	G Will Blackwell	Undrafted Rookie Free Agent Signing	1-Oct	DT Andre Neblett	Reinstated from suspension
11-May	DT Nate Chandler	Undrafted Rookie Free Agent Signing	6-Oct	G Mike Pollak	Placed on injured/reserve
11-May	WR Jared Green	Undrafted Rookie Free Agent Signing	6-Oct	CB Ron Parker	Free Agent Signing
11-May	WR Wes Kemp	Undrafted Rookie Free Agent Signing	8-Oct	CB Ron Parker	Waived
11-May	TE Tarren Lloyd	Undrafted Rookie Free Agent Signing	10-Oct	CB Ron Parker	Practice Squad Signing
11-May	RB Princeton McCarty	Undrafted Rookie Free Agent Signing	11-Oct	C Ryan Kalil	Placed on injured/reserve
11-May	RB Tauren Poole	Undrafted Rookie Free Agent Signing	11-Oct	C Thomas Austin	Free Agent Signing
11-May	T Matt Reynolds	Undrafted Rookie Free Agent Signing	16-Oct	G Bryant Browning	Terminated from practice squad
11-May	RB Lyndon Rowells	Undrafted Rookie Free Agent Signing	16-Oct	G Ray Dominguez	Practice Squad Signing
11-May	DE Ryan Van Bergen	Undrafted Rookie Free Agent Signing	17-Oct	LB Kenny Onatolu	Placed on injured/reserve
11-May	WR Rico Wallace	Undrafted Rookie Free Agent Signing	17-Oct	CB Ron Parker	Free Agent Signing
15-May	CB Reggie Sullivan	Waived	17-Oct	LB Jerry Franklin	Practice Squad Signing
15-May	RB Armond Smith	Claimed off Waivers (CLE)	22-Oct	CB Chris Gamble	Placed on injured/reserve
16-May	TE Tarren Lloyd	Waived	23-Oct	LB Doug Hogue	Claimed off Waivers (DET)
16-May	TE Joe Jon Finley	Free Agent Signing	24-Oct	CB James Dockery	Free Agent Signing
21-May	DT Jason Shirley	Waived	24-Oct	LB Jon Beason	Placed on injured/reserve
21-May	WR Hubert Anyiam	Free Agent Signing	26-Oct	DT Frank Kearse	Waived
24-May	RB Princeton McCarty	Waived	26-Oct	DT Nate Chandler	Free Agent Signing
24-May	TE Nelson Rosario	Free Agent Signing	29-Oct	CB Brandon Hogan	Waived from injured reserve
11-Jun	WR Wes Kemp	Waived	30-Oct	DT Frank Kearse	Practice Squad Signing
11-Jun	WR Chris Manno	Waived	2-Nov	C Thomas Austin	Waived
11-Jun	WR Michael Avila	Undrafted Rookie Free Agent Signing	2-Nov	G Zack Williams	Free Agent Signing
11-Jun	WR Lamont Bryant	Undrafted Rookie Free Agent Signing	5-Nov	LB Jason Williams	Claimed off Waivers (PHI)
23-Jul	WR Louis Murphy	Acquired in Trade (OAK)	5-Nov	CB Ron Parker	Waived
26-Jul	RB Armond Smith	Waived	6-Nov	WR Kealoha Pilaes	Placed on injured/reserve
27-Jul	LB David Nixon	Free Agent Signing	6-Nov	WR David Gettis	Activated from Physically Unable to Perform
30-Jul	DE Jyles Tucker	Released/left squad	6-Nov	LB Jerry Franklin	Terminated from practice squad
2-Aug	T Jeff Otah	Released	6-Nov	C Thomas Austin	Practice Squad Signing
2-Aug	CB Nate Ness	Free Agent Signing	7-Nov	CB Ron Parker	Practice Squad Signing
8-Aug	WR Hubert Anyiam	Waived/injury settlement	14-Nov	DE Thomas Keiser	Placed on injured/reserve
8-Aug	G Justin Wells	Free Agent Signing	14-Nov	OL Jeremy Bridges	Free Agent Signing
10-Aug	T Lee Ziemba	Waived/Injured	21-Nov	K Justin Medlock	Waived
10-Aug	G Andre Ramsey	Free Agent Signing	21-Nov	K Graham Gano	Free Agent Signing
11-Aug	T Lee Ziemba	Placed on injured/reserve	27-Nov	DT Ron Edwards	Placed on injured/reserve
15-Aug	G Andre Ramsey	Waived	28-Nov	DT Frank Kearse	Free Agent Signing
15-Aug	RB Armond Smith	Free Agent Signing	28-Nov	CB Nick Hixson	Practice Squad Signing
18-Aug	CB Nate Ness	Waived/Injured	4-Dec	S Sherrod Martin	Placed on injured/reserve
18-Aug	C Scott Mruzckowski	Free Agent Signing	4-Dec	DE Antwan Applewhite	Placed on injured/reserve
20-Aug	CB Nate Ness	Placed on injured/reserve	4-Dec	OL Jeremy Bridges	Waived
22-Aug	C Scott Mruzckowski	Released	4-Dec	C Thomas Austin	Free Agent Signing
27-Aug	WR Darwin Adams	Waived	4-Dec	RB Armond Smith	Free Agent Signing
27-Aug	G Roger Allen	Waived	4-Dec	DE Mario Addison	Free Agent Signing
27-Aug	WR Michael Avila	Waived	4-Dec	G Dominic Alford	Practice Squad Signing
27-Aug	WR Brenton Berson	Waived	4-Dec	CB Kendrick Burney	Practice Squad Signing
27-Aug	G Will Blackwell	Waived	6-Dec	S Anderson Russell	Practice Squad Signing
27-Aug	DE Eric Norwood	Waived	11-Dec	T Lee Ziemba	Waived from injured reserve
27-Aug	RB Lyndon Rowells	Waived	11-Dec	S Anderson Russell	Free Agent Signing
27-Aug	TE Greg Smith	Waived	11-Dec	S Haruki Nakamura	Placed on injured/reserve
27-Aug	RB Josh Vaughan	Waived	11-Dec	CB Kamaal McIlwain	Practice Squad Signing
27-Aug	WR Rico Wallace	Waived/Injured	18-Dec	G Zack Williams	Placed on injured/reserve
27-Aug	P Nick Harris	Released	18-Dec	G Hayworth Hicks	Free Agent Signing
27-Aug	K Olindo Mare	Released	26-Dec	G Amini Silatolu	Placed on injured/reserve
27-Aug	WR David Gettis	Physically unable to perform	31-Dec	WR Lamont Bryant	Future signing
27-Aug	CB Brandon Hogan	Placed on injured/reserve	31-Dec	CB Nick Hixson	Future signing
31-Aug	WR Seyi Ajirotutu	Waived	31-Dec	TE Nelson Rosario	Future signing
31-Aug	G Bryant Browning	Waived			
31-Aug	WR Lamont Bryant	Waived			

2012 IN REVIEW



2012 IN REVIEW

2012 FINAL STANDINGS

AMERICAN FOOTBALL CONFERENCE

	EAST DIVISION					
	W	L	T	PCT	PF	PA
*New England	12	4	0	.750	557	331
Miami	7	9	0	.438	288	317
New York Jets	6	10	0	.375	281	375
Buffalo	6	10	0	.375	344	435
	NORTH DIVISION					
	W	L	T	PCT	PF	PA
*Baltimore	10	6	0	.625	398	344
#Cincinnati	10	6	0	.625	391	320
Pittsburgh	8	8	0	.500	336	314
Cleveland	5	11	0	.313	302	368
	SOUTH DIVISION					
	W	L	T	PCT	PF	PA
*Houston	12	4	0	.750	416	331
#Indianapolis	11	5	0	.688	357	387
Tennessee	6	10	0	.375	330	471
Jacksonville	2	14	0	.125	255	444
	WEST DIVISION					
	W	L	T	PCT	PF	PA
*Denver	13	3	0	.813	481	289
San Diego	7	9	0	.438	350	350
Oakland	4	12	0	.250	290	443
Kansas City	2	14	0	.125	211	425

* Division Champion
Wild Card Team

NATIONAL FOOTBALL CONFERENCE

	EAST DIVISION					
	W	L	T	PCT	PF	PA
*Washington	10	6	0	.625	436	388
New York Giants	9	7	0	.563	429	344
Dallas	8	8	0	.500	376	400
Philadelphia	4	12	0	.250	280	444
	NORTH DIVISION					
	W	L	T	PCT	PF	PA
*Green Bay	11	5	0	.688	433	336
#Minnesota	10	6	0	.625	379	348
Chicago	10	6	0	.625	375	277
Detroit	4	12	0	.250	372	437
	SOUTH DIVISION					
	W	L	T	PCT	PF	PA
*Atlanta	13	3	0	.813	419	299
Carolina	7	9	0	.438	357	363
New Orleans	7	9	0	.438	461	454
Tampa Bay	7	9	0	.438	389	394
	WEST DIVISION					
	W	L	T	PCT	PF	PA
*San Francisco	11	4	1	.719	397	273
#Seattle	11	5	0	.688	412	245
St. Louis	7	8	1	.469	299	348
Arizona	5	11	0	.313	250	357

2012 POSTSEASON AT A GLANCE

Home team in CAPS

AFC Wild Card Playoff Games

HOUSTON 19, Cincinnati 13
BALTIMORE 24, Indianapolis 9

AFC Divisional Playoff Games

Baltimore 38, DENVER 35 [2OT]
NEW ENGLAND 41, Houston 28

AFC Championship Game

Baltimore 28, NEW ENGLAND 13

NFC Wild Card Playoff Games

GREEN BAY 24, Minnesota 10
Seattle 24, WASHINGTON 14

NFC Divisional Playoff Games

SAN FRANCISCO 45, Green Bay 31
ATLANTA 30, Seattle 28

NFC Championship Game

San Francisco 28, ATLANTA 24

Super Bowl XLVII at Mercedes-Benz Superdome (New Orleans, LA)

Baltimore (AFC) 34, San Francisco (NFC) 31

AFC-NFC Pro Bowl at Aloha Stadium (Honolulu, HI)

NFC 62, AFC 35

2012 REGULAR SEASON STATISTICS

WON 7, LOST 9

09/09	L	10-16
09/16	W	35-27
09/20	L	7-36
09/30	L	28-30
10/07	L	12-16
10/21	L	14-19
10/28	L	22-23
11/04	W	21-13
11/11	L	14-36
11/18	L	21-27 OT
11/26	W	30-22
12/02	L	21-27
12/09	W	30-20
12/16	W	31-7
12/23	W	17-6
12/30	W	44-38

2nd NFC SOUTH

at Tampa Bay	51,533
New Orleans	72,879
New York Giants	73,951
at Atlanta	69,594
Seattle	72,676
Dallas	73,981
at Chicago	62,254
at Washington	79,767
Denver	73,939
Tampa Bay	72,603
at Philadelphia	69,144
at Kansas City	62,860
Atlanta	73,292
at San Diego	53,832
Oakland	73,026
at New Orleans	73,124

STATISTICS

	CAR.	OPP.
TOTAL FIRST DOWNS	328	326
Rushing	123	98
Passing	171	196
Penalty	34	32
3rd Down: Made/Att.	88/204	73/202
3rd Down Pct.	43.1	36.1
4th Down: Made/Att.	3/9	10/19
4th Down Pct.	33.3	52.6
POSSESSION AVG.	29:43	30:17
TOTAL NET YARDS	5771	5329
Avg. Per Game	360.7	333.1
Total Plays	988	1010
Avg. Per Play	5.8	5.3
NET YARDS RUSHING	2088	1761
Avg. Per Game	130.5	110.1
Total Rushes	462	416
NET YARDS PASSING	3683	3568
Avg. Per Game	230.2	223.0
Sacked/Yards Lost	36/244	39/284
Gross Yards	3927	3852
Att./Completions	490/284	55/371
Completion Pct.	58.0	66.8
Had Intercepted	12	11
PUNTS/AVERAGE	77/42.4	67/45.9
Net Punting Avg.	77/36.5	67/40.3
PENALTIES/YARDS	98/835	86/711
FUMBLES/BALL LOST	22/10	18/12
TOUCHDOWNS	44	37
Rushing	21	11
Passing	19	22
Returns	4	4

SCORE BY PERIODS

	1	2	3	4	OT	TOT
TEAM	97	91	76	93	0	357
OPPONENTS	80	81	68	128	0	357

RUSHING

	No	Yds	Avg	Long	TD
Newton	127	741	5.8	72t	8
D. Williams	173	737	4.3	65	5
Stewart	93	336	3.6	21	1
Tolbert	54	183	3.4	13	7
LaFell	3	35	11.7	25	0
S. Smith	3	27	9.0	15	0
Pilares	1	17	17.0	12	0
Joe Adams	3	13	4.3	5	0
Murphy	1	3	3.0	3	0
A. Smith	3	0	0.0	3	0
Nakamura	1	-4	-4.0	-4	0
TEAM	462	2088	4.5	72t	21
OPPONENTS	416	1761	4.2	65t	11

RECEIVING

	No	Yds	Avg	Long	TD
S. Smith	73	1174	16.1	66	4
Olsen	369	843	12.2	47t	5
LaFell	44	677	15.4	62	4
Tolbert	27	268	9.9	26	0
Murphy	25	336	13.4	55	1
Stewart	17	157	9.2	30	1
D. Williams	13	187	14.4	53t	2
Barnidge	6	78	13.0	24t	1
A. Edwards	5	121	24.2	82	0
Pilares	2	42	21.0	36t	1
Hartsock	2	30	15.0	25	0
Joe Adams	1	7	7.0	7	0
Newton	0	6	---	6	0
Gross	0	1	---	1	0
TEAM	284	3927	13.8	82	19
OPPONENTS	371	3852	10.4	60t	22

PUNTING

	No	Yds	Avg	Net	TB	In20	Long	B
Nortman	76	3267	43.0	36.5	7	20	63	1
TEAM	77	3267	42.4	36.5	7	20	63	1
OPPONENTS	67	3073	45.9	40.3	5	31	65	0

KICKOFF RET.

	No	Yds	Avg	Long	TD
A. Edwards	12	260	21.7	35	0
Joe Adams	9	208	23.1	31	0
Pilares	9	216	24.0	28	0
A. Smith	6	131	21.8	26	0
Fua	1	9	9.0	9	0
Munnerlyn	1	17	17.0	17	0
Tolbert	1	26	26.0	26	0
TEAM	39	867	22.2	35	0
OPPONENTS	39	739	18.9	45	0

PUNT RET.

	Ret	FC	Yds	Avg	Long	TD
Munnerlyn	14	5	72	5.1	20	0
Joe Adams	11	11	127	11.5	21	0
A. Edwards	2	2	77	38.5	69	0
TEAM	27	18	276	10.2	69	0
OPPONENTS	37	20	318	8.6	76t	1

SCORING

	TD	Ru	Pa	Rt	PAT	FG	2PT	S	PTS
Newton	8	0	0	0				0	48
Gano	0	0	0	0	20/21	9/11	0	0	47
Medlock	0	0	0	0	23/23	7/10	0	0	44
Tolbert	7	7	0	0			0	0	42
D. Williams	7	5	2	0			0	0	42
Olsen	5	0	5	0			0	0	30
LaFell	4	0	4	0			0	0	24
S. Smith	4	0	4	0			0	0	24
Munnerlyn	2	0	0	2			0	0	12
Murphy	2	0	1	1			0	0	12
Stewart	2	1	1	0			0	0	12
Barnidge	1	0	1	0			0	0	6
Godfrey	1	0	0	1			0	0	6
Pilares	1	0	1	0			0	0	6
Onatolu	0	0	0	0			0	1	2
TEAM	44	21	19	4	43/44	16/21	0	1	357
OPPONENTS	37	11	22	4	32/32	35/37	1	1	363

PASSING

	Att	Cmp	Yds	Cmp%	Yd/Att	TD	TD%	Int	Int%	Long	Sack/Lost	Rate
Newton	485	280	3869	57.7	7.98	19	3.9	12	2.5	82	36/244	86.2
D. Anderson	4	4	58	100.0	14.50	0	0.0	0	0.0	23	0/0	118.8
A. Edwards	1	0	0	0.0	0.00	0	0.0	0	0.0	---	0/0	39.6
TEAM	490	284	3927	58.0	8.01	19	3.9	12	2.4	82	36/244	86.5
OPPONENTS	555	371	3852	66.8	6.94	22	4.0	11	2.0	60t	39/284	91.7

ADMINISTRATION
& COACHES

VETERANS

ROOKIES

2012 IN REVIEW

RECORDS

TEAM HISTORY

REFERENCE

REFERENCE

DEFENSE	TOTAL	SOLO	ASST	QBP	FF	FR	PD	TD	SPECIAL TEAMS	TOTAL	SOLO	ASST	FF	FR
Kuechly	205	135	70	-	-	3	5	-	Phillips	16	12	4	1	-
Davis	118	85	33	3	2	1	2	-	Senn	15	11	4	-	-
Anderson	84	57	27	1	-	-	3	-	Jones	11	11	0	-	-
Godfrey	77	61	16	-	-	1	4	1	Nakamura	10	7	3	-	-
Norman	74	52	22	-	-	-	8	-	Hogue	8	5	3	-	-
Munnerlyn	66	51	15	2	-	-	6	2	Thomas	7	6	1	-	1
Hardy	65	45	20	23	2	1	2	-	Barnidge	6	6	0	-	1
D. Edwards	56	29	27	8	1	-	3	-	Martin	5	3	2	1	-
Nakamura	52	38	14	1	-	-	2	-	J. Williams	5	2	3	-	-
Johnson	46	35	11	23	7	1	3	-	Brockel	3	2	1	-	-
Beason	38	25	13	1	-	-	1	-	Norman	3	3	0	-	-
Alexander	25	10	15	18	-	2	4	-	Onatolu	3	2	1	-	-
Martin	25	19	6	-	-	-	2	-	Pilares	3	2	1	-	-
Thomas	24	19	5	-	-	-	7	-	A. Smith	3	2	1	-	-
D. Campbell	17	9	8	-	-	-	1	-	Addison	2	1	1	-	-
Dockery	17	13	4	-	-	-	1	-	Davis	2	2	0	-	-
Fua	17	8	9	-	1	-	-	-	Munnerlyn	2	2	0	-	-
R. Edwards	16	8	8	1	-	-	-	-	Parker	2	2	0	-	-
Phillips	14	10	4	-	-	-	-	-	Applewhite	1	0	1	-	-
Gamble	13	9	4	-	-	-	1	-	D. Campbell	1	0	1	-	-
Neblett	11	8	3	2	-	-	-	-	Dockery	1	1	0	-	-
Kearse	8	6	2	-	-	-	-	-	Russell	1	0	1	-	-
Applewhite	6	5	1	2	-	-	-	-						
Chandler	5	4	1	3	-	1	-	-						
Addison	4	4	0	2	1	-	-	-						
Jones	3	2	1	-	-	-	-	-						
Keiser	2	1	1	1	-	-	-	-						

2012 GAME-BY-GAME STATISTICS

PANTHERS GAME-BY-GAME OFFENSE

		First Downs					Total Off		Rushing		Passing					Punts		Fumble
Date	Opp	T	R	Pa	Pe	3D%	Yds	Ply	Yds	Att	Pass	Att	Cp	Int	S(Yd)	Att-Avg	Pen(Yd)	No(Lt)
09-09	@ TB	16	1	14	1	20.0	301	49	10	13	291	33	23	2	3(12)	6-33.2	6(65)	2(0)
09-16	NO	23	12	10	1	50.0	463	62	219	41	244	20	14	0	1(9)	5-45.8	4(34)	1(1)
09-20	NYG	22	4	14	4	44.4	327	55	60	20	267	33	19	3	2(21)	3-41.7	3(22)	2(2)
09-30	@ ATL	21	11	10	0	36.4	404	63	199	35	205	25	15	0	3(10)	6-45.2	9(64)	3(1)
10-07	SEA	13	4	7	2	18.2	190	52	82	19	108	29	12	0	4(33)	7-45.4	3(25)	3(2)
10-21	DAL	18	7	9	2	20.0	328	60	112	21	216	37	21	1	2(17)	6-41.3	9(71)	1(1)
10-28	@ CHI	21	6	12	3	52.6	416	77	119	36	297	39	20	2	2(17)	3-25.7	3(21)	2(0)
11-04	@ WAS	18	9	6	3	45.5	330	50	129	27	201	23	13	0	0(0)	5-32.2	7(60)	0(0)
11-11	DEN	19	4	11	4	0.0	250	64	52	21	198	36	21	2	7(43)	9-50.1	7(45)	2(0)
11-18	TB	18	7	10	1	52.9	331	65	97	34	234	29	16	0	2(18)	6-45.7	11(91)	1(1)
11-26	@ PHI	24	10	12	2	50.0	398	65	109	35	289	28	18	0	2(17)	5-37.6	6(101)	0(0)
12-02	@ KC	19	8	11	0	60.0	385	51	165	22	220	27	15	0	2(12)	4-46.0	7(45)	1(0)
12-09	ATL	23	10	12	1	60.0	475	68	195	32	280	35	23	0	1(7)	2-44.0	3(10)	1(0)
12-16	@ SD	29	13	12	4	50.0	372	74	155	39	217	33	19	0	2(14)	4-39.5	6(48)	2(1)
12-23	OAK	16	5	8	3	40.0	271	59	112	28	159	29	18	1	2(11)	4-48.8	10(97)	1(1)
12-30	@ NO	28	12	13	3	62.5	530	74	273	39	257	34	17	1	1(3)	2-50.5	4(36)	0(0)
TOTALS		328	123	171	34	43.1	5771	988	2088	462	3683	490	284	12	36(244)	77-42.4	98(835)	22(10)

OPPONENTS GAME-BY-GAME OFFENSE

		First Downs					Total Off		Rushing		Passing					Punts		Fumble	
Date	Opp	T	R	Pa	Pe	3D%	Yds	Ply	Yds	Att	Pass	Att	Cp	Int	S(Yd)	Att-Avg	Pen(Yd)	No(Lt)	
09-09	@ TB	18	8	8	2	35.7	258	62	130	36	128	24	16	0	2(10)	5-46.0	4(35)	0(0)	
09-16	NO	27	8	19	0	53.8	486	77	163	27	323	49	31	2	1(2)	3-49.3	2(23)	1(0)	
09-20	NYG	24	8	15	1	50.0	405	68	125	29	280	37	28	0	2(12)	2-38.0	5(38)	1(0)	
09-30	@ ATL	24	6	14	4	38.5	426	66	121	19	305	40	25	1	7(64)	5-47.0	2(15)	0(0)	
10-07	SEA	17	7	10	0	50.0	310	62	98	35	212	25	19	2	2(9)	3-40.7	7(65)	1(1)	
10-21	DAL	18	4	11	3	42.9	312	65	85	31	227	34	24	0	0(0)	4-49.3	6(43)	1(1)	
10-28	@ CHI	18	3	13	2	25.0	210	53	79	19	131	28	19	1	6(55)	4-44.8	5(40)	2(2)	
11-04	@ WAS	24	9	11	4	20.0	337	75	151	32	186	39	23	0	4(29)	3-45.7	13(97)	0(0)	
11-11	DEN	18	2	15	1	23.1	360	61	65	22	295	38	27	0	1(6)	6-48.0	7(60)	3(2)	
11-18	TB	25	9	12	4	38.9	403	77	167	30	236	46	25	2	1(12)	6-49.5	6(50)	1(1)	
11-26	@ PHI	18	12	4	2	25.0	311	48	204	26	107	21	16	0	1(12)	2-41.0	5(30)	4(3)	
12-02	@ KC	23	10	11	2	42.9	355	67	158	43	197	23	19	0	1(4)	3-42.7	1(5)	0(0)	
12-09	ATL	26	2	22	1	25.0	362	62	35	11	327	49	34	1	2(15)	4-42.0	3(15)	0(0)	
12-16	@ SD	12	6	4	2	33.3	164	45	70	16	94	23	16	0	6(27)	6-48.5	9(70)	4(2)	
12-23	OAK	12	1	8	3	26.7	189	59	47	22	142	36	20	1	1(9)	5-43.8	6(70)	0(0)	
12-30	@ NO	22	3	18	1	33.3	441	63	63	18	378	43	29	1	2(18)	6-46.0	5(55)	0(0)	
TOTALS		325	98	195	32	36.1	5329	1010	1761	416	3568	555	371	11	39(284)	67-45.9	86(711)	18(12)	

ADMINISTRATION
& COACHES

VETERANS

ROOKIES

2012 IN REVIEW

RECORDS

TEAM HISTORY

REFERENCE

2012 GAME-BY-GAME STATISTICS

PANTHERS GAME-BY-GAME PARTICIPATION

Player	@TB	NO	NYG	@ATL	SEA	DAL	@CHI	@WAS	DEN	TB	@PHI	@KC	ATL	@SD	OAK	@NO	TOT
Adams	P	P	P	INA	INA	INA	INA	INA	INA	P	P	P	P	P	P	INA	9/0
Addison															DL	P	4/1
Alexander	P	P	P	P	P	DE	P	P	DE	P	P	P	P	P	P	DE	16/3
Alford													ps	ps	ps	ps	0/0
D. Anderson	DNP	DNP	P	DNP	DNP	DNP	DNP	DNP	DNP	DNP	DNP	DNP	DNP	DNP	DNP	INA	2/0
J. Anderson	SLB	SLB	SLB	SLB	SLB	SLB	SLB	SLB	SLB	SLB	SLB	SLB	INA	INA	INA	P	12/12
Applewhite	DE	DE	DE	INA	P	P	INA	INA	INA	INA	INA	INA	IR	IR	IR	IR	5/3
Austin						INA	DNP		ps	ps	ps	ps	P	P	P	LG	4/1
Barnidge	P	TE	P	TE	TE	P	TE	TE		P	P	P	P	P	P	P	16/5
Beason	MLB	MLB	MLB	MLB	INA	INA	IR	IR	IR	IR	IR	IR	IR	IR	IR	IR	4/4
Bell	RT	RT	INA	RT	RT	RG	RT	RT	RT	RT	RT	RT	RT	RT	RT	RT	15/15
Bridges										INA	P	P					2/0
Brockel	P	P	P	P	P	P	P	P	P	P	P	P	P	P	P	P	16/0
Browning	ps	ps	ps	ps	ps												0/0
Burney													ps	ps	ps	ps	0/0
Bryant	ps	ps	ps	ps	ps	ps	ps	ps	ps	ps	ps	ps	ps	ps	ps	ps	0/0
Byers	INA	P	P	P	P	P	RG	RG	RG	RG	P	P	INA	C	C	C	14/7
B. Campbell	INA	INA	P	INA	P	INA	INA	DNP	INA	INA	INA	INA	INA	INA	INA	P	5/0
D. Campbell	INA	INA	DNP	INA	INA	INA	INA	INA	INA	INA	INA	P	SS	SS	SS	SS	5/4
Chandler	ps	ps	ps	ps	ps	ps	P	P	P	P	P	P	P	P	P	P	10/0
Clausen	INA	INA	INA	INA	INA	INA	INA	INA	INA	INA	INA	INA	INA	INA	INA	INA	0/0
Davis	P	P	INA	P	WLB	WLB	WLB	WLB	WLB	WLB	WLB	WLB	WLB	WLB	WLB	WLB	15/12
Dockery							INA	P	P	P	INA	INA	P	CB	LCB	P	7/2
Dominguez						ps	ps	ps	ps	ps	ps	ps	ps	ps	ps	ps	0/0
A. Edwards	P	P	P	P	P	P	P	P	P	P	P	P	P	P	P	P	16/0
D. Edwards	DT	DT	DT	DT	DT	DT	DT	DT	DT	DT	DT	DT	INA	INA	DT	DT	14/14
R. Edwards	NT	NT	NT	NT	NT	NT	NT	NT	NT	NT	NT	IR	IR	IR	IR	IR	11/11
Franklin							ps	ps									0/0
Fua	INA	P	INA	P	P	P	P	P	P	P	P	NT	P	P	INA	P	13/1
Gamble	LCB	LCB	LCB	LCB	INA	INA	IR	IR	IR	IR	IR	IR	IR	IR	IR	IR	4/4
Gano											P	P	P	P	P	P	6/0
Gettis	PUP	PUP	PUP	PUP	PUP	PUP	PUP	PUP	P	INA	INA	INA	P	INA	INA	DNP	2/0
Godfrey	SS	SS	SS	SS	SS	SS	SS	SS	SS	SS	SS	SS	DNP	FS	FS	FS	15/15
Green	ps	ps	ps	ps	ps	ps	ps	ps	ps	ps	ps	ps	ps	ps	ps	ps	0/0
Gross	LT	LT	LT	LT	LT	LT	LT	LT	LT	LT	LT	LT	LT	LT	LT	LT	16/16
Hangartner	RG	RG	RG	RG	INA	C	C	C	C	C	C	C	C	INA	INA	INA	12/12
Hardy	P	P	P	DE	DE	P	DE	DE	P	DE	DE	DE	DE	DE	DE	DE	15/10
Hartsock	P	INA	TE	P	P	P	P	P	P	TE	TE	TE	TE	TE	TE	P	15/5
Hicks															INA	DNP	0/0
Hixson												ps	ps	ps	ps	ps	0/0
Hogan	IR	IR	IR	IR	IR	IR	IR	P	P	P	P	INA	P	P	P	P	9/0
Hogue	P	P	P	P	P	P	P	P	P	P	P	P	P	P	P	P	16/0
Jansen	DE	DE	DE	DE	DE	DE	DE	DE	DE	DE	DE	DE	DE	DE	DE	DE	16/16
Johnson	P	P	INA	P	P	P	P	P	P	P	P	P	P	P	P	P	15/0
Jones	C	C	C	C	C	C	IR	IR	IR	IR	IR	IR	IR	IR	IR	IR	5/5
Kalil	P	INA	P	INA	P	INA	INA	ps	ps	ps	ps	P	NT	NT	NT	NT	8/4
Kearse	INA	P	P	P	INA	P	INA	INA	INA	IR	IR	IR	IR	IR	IR	IR	4/0
Kuechly	WLB	WLB	WLB	WLB	MLB	MLB	MLB	MLB	MLB	MLB	MLB	MLB	MLB	MLB	MLB	MLB	16/16
LaFell	WR	WR	P	WR	WR	WR	WR	INA	WR	WR	WR	WR	INA	P	WR	WR	14/12
Martin	P	P	P	P	P	P	P	P	P	P	P	P	IR	IR	IR	IR	12/0
McIlwain													ps	ps	ps	ps	0/0
Medlock	P	P	P	P	P	P	P	P	P	P	P	P	P	P	P	P	10/0
Munnerlyn	P	P	P	P	LCB	LCB	LCB	LCB	LCB	LCB	LCB	LCB	LCB	LCB	P	LCB	16/11
Murphy	WR	P	P	P	P	WR	P	WR	P	P	P	P	WR	WR	P	P	16/5
Nakamura	FS	FS	FS	FS	FS	FS	FS	FS	FS	FS	FS	FS	FS	FS	IR	IR	13/13
Neblett	SUS	SUS	SUS	SUS	EKE	P	P	P	P	P	P	P	DT	DT	P	P	11/2
Ness	IR	IR	IR	IR	IR	IR	IR	IR	IR	IR	IR	IR	IR	IR	IR	IR	0/0
Newton	QB	QB	QB	QB	QB	QB	QB	QB	QB	QB	QB	QB	QB	QB	QB	QB	16/16
Norman	RCB	RCB	RCB	RCB	RCB	RCB	RCB	RCB	RCB	RCB	RCB	RCB	P	P	P	P	16/12
Nortman	P	P	P	P	P	P	P	P	P	P	P	P	P	P	P	P	16/0
Olsen	TE	TE	TE	TE	TE	TE	TE	TE	TE	TE	TE	TE	TE	TE	TE	TE	16/16
Onatolu	P	INA	P	P	P	IR	IR	IR	IR	IR	IR	IR	IR	IR	IR	IR	4/0
Parker	ps	ps	ps	ps	P	P	P	INA	ps	ps	ps	ps					3/0

ADMINISTRATION
& COACHES

VETERANS

ROOKIES

2012 IN REVIEW

RECORDS

TEAM HISTORY

REFERENCE

2012 GAME-BY-GAME STATISTICS

Player	@TB	NO	NYG	@ATL	SEA	DAL	@CHI	@WAS	DEN	TB	@PHI	@KC	ATL	@SD	OAK	@NO	TOT
Phillips	P	P	P	P	P	P	P	P	P	P	P	P	SLB	P	P	SLB	16/2
Pilares	P	P	P	P	P	P	P	P	P	IR	IR	IR	IR	IR	IR	IR	8/0
Pollak	P	INA	INA	INA	IR	IR	IR	IR	IR	IR	IR	IR	IR	IR	IR	IR	1/0
Poole	IR	IR	IR	IR	IR	IR	IR	IR	IR	IR	IR	IR	IR	IR	IR	IR	0/0
Rosario	ps	ps	ps	ps	ps	ps	ps	ps	ps	ps	ps	ps	ps	ps	ps	ps	0/0
Russell													ps	P	P	P	3/0
Senn	P	P	P	P	P	P	P	P	P	P	P	P	P	P	P	P	16/0
Silatolu	LG	LG	LG	LG	LG	LG	LG	LG	LG	LG	LG	LG	LG	LG	LG	LG	15/15
A. Smith	ps	ps	ps	ps	ps	ps	ps	ps	ps	ps	ps	ps	P	P	P	P	4/0
S. Smith	WR	WR	WR	WR	WR	WR	WR	WR	WR	WR	WR	WR	WR	WR	WR	WR	16/16
Stewart	INA	P	INA	P	P	RB	RB	RB	RB	RB	RB	INA	INA	INA	INA	INA	9/6
Thomas	P	P	P	P	P	P	P	P	P	P	P	P	RCB	RCB	RCB	RCB	16/4
Tolbert	P	P	FB	P	P	P	P	P	FB	P	P	FB	P	FB	P	FB	16/5
D. Williams	RB	RB	RB	RB	RB	P	P	P	P	P	P	RB	RB	RB	RB	RB	16/10
G. Williams	P	P	RT	P	RG	RT	P	P	P	P	RG	RG	RG	RG	RG	RG	16/9
J. Williams									INA	INA	INA	P	P	P	P	P	5/0
Z. Williams	ps	ps	ps	ps	ps	ps	ps	DNP	DNP	P	DNP	DNP	DNP	DNP	IR	IR	1/0
Ziemba	IR	IR	IR	IR	IR	IR	IR	IR	IR	IR	IR	IR	IR				0/0

POS (START, eg DE) P (PLAYED) INA (INACTIVE) DNP (DID NOT PLAY)
ps (PRACTICE SQUAD) IR (INJURED RESERVE) EXE (ROSTER EXEMPTION)

PANTHERS GAME-BY-GAME OFFENSIVE STARTERS

	WR	LT	LG	C	RG	RT	TE	WR	QB	FB	RB
@ TB	S. Smith	Gross	Silatolu	Kalil	Hangartner	Bell	Olsen	LaFell	Newton	Murphy (3WR)	D. Williams
NO	S. Smith	Gross	Silatolu	Kalil	Hangartner	Bell	Olsen	LaFell	Newton	Barnidge (2TE)	D. Williams
NYG	S. Smith	Gross	Silatolu	Kalil	Hangartner	G. Williams	Olsen	Hartssock (2TE)	Newton	Tolbert	D. Williams
@ ATL	S. Smith	Gross	Silatolu	Kalil	Hangartner	Bell	Olsen	LaFell	Newton	Barnidge (2TE)	D. Williams
SEA	S. Smith	Gross	Silatolu	Kalil	G. Williams	Bell	Olsen	LaFell	Newton	Barnidge (2TE)	D. Williams
DAL	S. Smith	Gross	Silatolu	Hangartner	Bell	G. Williams	Olsen	LaFell	Newton	Murphy (3WR)	Stewart
@ CHI	S. Smith	Gross	Silatolu	Hangartner	Byers	Bell	Olsen	LaFell	Newton	Barnidge (2TE)	Stewart
@ WAS	S. Smith	Gross	Silatolu	Hangartner	Byers	Bell	Olsen	Murphy	Newton	Barnidge (2TE)	Stewart
DEN	S. Smith	Gross	Silatolu	Hangartner	Byers	Bell	Olsen	LaFell	Newton	Tolbert	Stewart
TB	S. Smith	Gross	Silatolu	Hangartner	Byers	Bell	Olsen	LaFell	Newton	Hartssock (2TE)	Stewart
@ PHI	S. Smith	Gross	Silatolu	Hangartner	G. Williams	Bell	Olsen	LaFell	Newton	Hartssock (2TE)	Stewart
@ KC	S. Smith	Gross	Silatolu	Hangartner	G. Williams	Bell	Olsen	LaFell	Newton	Tolbert	D. Williams
ATL	S. Smith	Gross	Silatolu	Hangartner	G. Williams	Bell	Olsen	Murphy	Newton	Hartssock (2TE)	D. Williams
@ SD	S. Smith	Gross	Silatolu	Byers	G. Williams	Bell	Olsen	Murphy	Newton	Tolbert	D. Williams
OAK	S. Smith	Gross	Silatolu	Byers	G. Williams	Bell	Olsen	LaFell	Newton	Hartssock (2TE)	D. Williams
@ NO	S. Smith	Gross	Austin	Byers	G. Williams	Bell	Olsen	LaFell	Newton	Tolbert	D. Williams

PANTHERS GAME-BY-GAME DEFENSIVE STARTERS

	DE	DT	NT	DE	SLB	MLB	WLB	LCB	RCB	SS	FS
@ TB	Applewhite	D. Edwards	R. Edwards	Johnson	Anderson	Beason	Kuechly	Gamble	Norman	Godfrey	Nakamura
NO	Applewhite	D. Edwards	R. Edwards	Johnson	Anderson	Beason	Kuechly	Gamble	Norman	Godfrey	Nakamura
NYG	Applewhite	D. Edwards	R. Edwards	Johnson	Anderson	Beason	Kuechly	Gamble	Norman	Godfrey	Nakamura
@ ATL	Hardy	D. Edwards	R. Edwards	Johnson	Anderson	Beason	Kuechly	Gamble	Norman	Godfrey	Nakamura
SEA	Hardy	D. Edwards	R. Edwards	Johnson	Anderson	Kuechly	Davis	Munnerlyn	Norman	Godfrey	Nakamura
DAL	Alexander	D. Edwards	R. Edwards	Johnson	Anderson	Kuechly	Davis	Munnerlyn	Norman	Godfrey	Nakamura
@ CHI	Hardy	D. Edwards	R. Edwards	Johnson	Anderson	Kuechly	Davis	Munnerlyn	Norman	Godfrey	Nakamura
@ WAS	Hardy	D. Edwards	R. Edwards	Johnson	Anderson	Kuechly	Davis	Munnerlyn	Norman	Godfrey	Nakamura
DEN	Alexander	D. Edwards	R. Edwards	Johnson	Anderson	Kuechly	Davis	Munnerlyn	Norman	Godfrey	Nakamura
TB	Hardy	D. Edwards	R. Edwards	Johnson	Anderson	Kuechly	Davis	Munnerlyn	Norman	Godfrey	Nakamura
@ PHI	Hardy	D. Edwards	R. Edwards	Johnson	Anderson	Kuechly	Davis	Munnerlyn	Norman	Godfrey	Nakamura
@ KC	Hardy	D. Edwards	Fua	Johnson	Anderson	Kuechly	Davis	Munnerlyn	Norman	Godfrey	Nakamura
ATL	Hardy	Neblett	Kearse	Johnson	Phillips	Kuechly	Davis	Munnerlyn	Thomas	D. Campbell	Nakamura
@ SD	Hardy	Neblett	Kearse	Johnson	Dockery (5DB)	Kuechly	Davis	Munnerlyn	Thomas	D. Campbell	Godfrey
OAK	Hardy	D. Edwards	Kearse	Johnson	Addison (5DL)	Kuechly	Davis	Dockery	Thomas	D. Campbell	Godfrey
@ NO	Alexander	D. Edwards	Kearse	Johnson	Phillips	Kuechly	Davis	Munnerlyn	Thomas	D. Campbell	Godfrey

ADMINISTRATION
& COACHES

VETERANS

ROOKIES

2012 IN REVIEW

RECORDS

TEAM HISTORY

REFERENCE

2012 GAME-BY-GAME STATISTICS

PANTHERS INDIVIDUAL GAME-BY-GAME PASSING

		CAM NEWTON								
		Att	Cmp	Yds	Pct	TD	Int	Long	Rate	
09-09	@ TB	33	23	303	69.7	1	2	51	83.3	
09-16	NO	20	14	253	70.0	1	0	66	129.2	
09-20	NYG	30	16	242	53.3	0	3	33	40.6	
09-30	@ ATL	24	15	215	62.5	2	0	36t	119.3	
10-07	SEA	29	12	141	41.4	0	0	24	56.8	
10-21	DAL	37	21	233	56.8	1	1	32	73.4	
10-28	@ CHI	39	20	314	51.3	0	2	62	57.0	
11-04	@ WAS	23	13	201	56.5	1	0	82	100.1	
11-11	DEN	36	21	241	58.3	2	2	26	74.0	
11-18	TB	29	16	252	55.2	1	0	32	95.8	
11-26	@ PHI	28	18	306	64.3	2	0	55	125.0	
12-02	@ KC	27	15	232	55.6	3	0	53	121.2	
12-09	ATL	35	23	287	65.7	2	0	53t	110.1	
12-16	@ SD	33	19	231	57.6	2	0	45t	99.4	
12-23	OAK	29	18	170	62.1	1	1	23t	75.4	
12-30	@ NO	33	16	248	48.5	0	1	34	61.2	
TOTALS		485	280	3869	57.7	19	12	82	86.2	

DEREK ANDERSON							
Att	Cmp	Yds	Pct	TD	Int	Long	Rate
3	3		DID NOT PLAY				
			DID NOT PLAY				
		46	100.0	0	0	23	118.8
			DID NOT PLAY				
			DID NOT PLAY				
			DID NOT PLAY				
			DID NOT PLAY				
			DID NOT PLAY				
			DID NOT PLAY				
			DID NOT PLAY				
			DID NOT PLAY				
			DID NOT PLAY				
			DID NOT PLAY				
			DID NOT PLAY				
1	1	12	100.0	0	0	12	116.7
4	4	58	100.0	0	0	23	118.8

		JIMMY CLAUSEN							
		Att	Cmp	Yds	Pct	TD	Int	Long	Rate
09-09	@ TB				INACTIVE				
09-16	NO				INACTIVE				
09-20	NYG				INACTIVE				
09-30	@ ATL				INACTIVE				
10-07	SEA				INACTIVE				
10-21	DAL				INACTIVE				
10-28	@ CHI				INACTIVE				
11-04	@ WAS				INACTIVE				
11-11	DEN				INACTIVE				
11-18	TB				INACTIVE				
11-26	@ PHI				INACTIVE				
12-02	@ KC				INACTIVE				
12-09	ATL				INACTIVE				
12-16	@ SD				INACTIVE				
12-23	OAK				INACTIVE				
12-30	@ NO				INACTIVE				
TOTALS		0	0	0	0.0	0	0	--	

OTHERS: ARMANTI EDWARDS (9/30 @ATL: 1att-0cmp-0yds).

2012 GAME-BY-GAME STATISTICS

PANTHERS INDIVIDUAL GAME-BY-GAME RECEIVING

STEVE SMITH							GREG OLSEN						BRANDON LaFELL					
		No	Yds	Avg	Long	TD	No	Yds	Avg	Long	TD	No	Yds	Avg	Long	TD		
09-09	@ TB	7	106	15.1	32	0	6	56	9.3	20	0	3	65	21.7	24	1		
09-16	NO	3	104	34.7	66	0	1	13	13.0	13	0	6	90	15.0	27	0		
09-20	NYG	4	86	21.5	33	0	7	98	14.0	23	0	1	27	27.0	27	0		
09-30	@ ATL	3	52	17.3	27	0	6	89	14.8	34	1	0	0	--	--	0		
10-07	SEA	4	40	10.0	14	0	2	37	18.5	24	0	3	44	14.7	21	0		
10-21	DAL	7	83	11.9	26	0	4	31	7.8	14	0	4	53	13.3	32	1		
10-28	@ CHI	7	118	16.9	47	0	3	23	7.7	10	0	3	88	29.3	62	0		
11-04	@ WAS	3	41	13.7	19t	1	5	48	9.6	17	0	INACTIVE - HEAD						
11-11	DEN	1	19	19.0	19	0	9	102	11.3	26	2	4	29	7.3	21	0		
11-18	TB	5	61	12.2	17	0	2	42	21.0	32	0	5	93	18.6	29t	1		
11-26	@ PHI	4	60	15.0	31	0	4	50	12.5	23	0	3	74	24.7	43t	1		
12-02	@ KC	5	120	24.0	53	1	1	47	47.0	47t	1	2	14	7.0	10	0		
12-09	ATL	7	109	15.6	22	0	4	55	13.8	25t	1	INACTIVE - TOE						
12-16	@ SD	6	57	9.5	18	1	5	56	11.2	26	0	0	0	--	--	0		
12-23	OAK	4	45	11.3	23t	1	6	53	8.8	20	0	5	38	7.6	14	0		
12-30	@ NO	3	73	24.3	31	0	4	43	10.8	16	0	5	62	12.4	19	0		
TOTALS		73	1174	16.1	66	4	69	843	12.2	47t	5	44	677	15.4	62	4		
MIKE TOLBERT							LOUIS MURPHY						JONATHAN STEWART					
		No	Yds	Avg	Long	TD	No	Yds	Avg	Long	TD	No	Yds	Avg	Long	TD		
09-09	@ TB	3	8	2.7	20	0	3	63	21.0	51	0	INACTIVE - ANKLE					ADMINISTRATION & COACHES	
09-16	NO	2	23	11.5	20	0	0	0	--	--	0	1	17	17.0	17t	1		
09-20	NYG	4	47	11.8	17	0	1	7	7.0	7	0	INACTIVE - ANKLE						
09-30	@ ATL	1	8	8.0	8	0	1	8	8.0	8	0	1	8	8.0	8	0		
10-07	SEA	0	0	--	--	0	1	5	5.0	5	0	2	15	7.5	8	0		
10-21	DAL	0	0	--	--	0	3	48	16.0	26	0	3	11	3.7	9	0		
10-28	@ CHI	1	15	15.0	15	0	0	0	--	--	0	4	38	9.5	15	0		
11-04	@ WAS	1	7	7.0	7	0	1	4	4.0	4	0	1	6	6.0	6	0		
11-11	DEN	2	34	17.0	26	0	0	0	--	--	0	2	23	11.5	19	0		
11-18	TB	2	14	7.0	10	0	1	12	12.0	12	0	1	30	30.0	30	0		
11-26	@ PHI	2	24	12.0	13	0	2	65	32.5	55	0	2	9	4.5	7	0		
12-02	@ KC	3	24	8.0	15	0	1	8	8.0	8t	1	INACTIVE - ANKLE						
12-09	ATL	3	18	6.0	8	0	5	36	7.2	16	0	INACTIVE - ANKLE						
12-16	@ SD	2	24	12.0	13	0	2	18	9.0	11	0	INACTIVE - ANKLE						
12-23	OAK	0	0	--	--	0	1	5	5.0	5	0	INACTIVE - ANKLE						
12-30	@ NO	1	22	22.0	22	0	3	57	19.0	34	0	INACTIVE - ANKLE						
TOTALS		27	268	9.9	26	0	25	336	13.4	55	1	17	157	9.2	30	1		
DeANGELO WILLIAMS							GARY BARNIDGE						ARMANTI EDWARDS					
		No	Yds	Avg	Long	TD	No	Yds	Avg	Long	TD	No	Yds	Avg	Long	TD		
09-09	@ TB	1	5	5.0	5	0	0	0	--	--	0	0	0	--	--	0	RECORDS	
09-16	NO	0	0	--	--	0	0	0	--	--	0	0	0	--	--	0		
09-20	NYG	2	23	11.5	14	0	0	0	--	--	0	0	0	--	--	0		
09-30	@ ATL	1	2	2.0	2	0	0	0	--	--	0	1	12	12.0	12	0		
10-07	SEA	0	0	--	--	0	0	0	--	--	0	0	0	--	--	0		
10-21	DAL	0	0	--	--	0	0	0	--	--	0	0	0	--	--	0		
10-28	@ CHI	0	0	--	--	0	1	7	7.0	7	0	0	0	--	--	0		
11-04	@ WAS	0	0	--	--	0	1	13	13.0	13	0	1	82	82.0	82	0		
11-11	DEN	1	17	17.0	17	0	1	8	8.0	8	0	1	9	9.0	9	0		
11-18	TB	0	0	--	--	0	0	0	--	--	0	0	0	--	--	0		
11-26	@ PHI	0	0	--	--	0	1	24	24.0	24t	1	0	0	--	--	0		
12-02	@ KC	1	1	1.0	1	0	0	0	--	--	0	1	11	11.0	11	0		
12-09	ATL	2	56	28.0	53t	1	1	6	6.0	6	0	1	7	7.0	7	0		
12-16	@ SD	2	51	25.5	45t	1	1	20	20.0	20	0	0	0	--	--	0		
12-23	OAK	2	29	14.5	22	0	0	0	--	--	0	0	0	--	--	0		
12-30	@ NO	1	3	3.0	3	0	0	0	--	--	0	0	0	--	--	0		
TOTALS		13	187	14.4	53t	2	6	78	13.0	24t	1	5	121	24.2	82	0		

OTHERS: JOE ADAMS (12/02 @ KC: 1rec-7yds); JORDAN GROSS (10/21 DAL: 0rec-1yd); BEN HARTSOCK (10/28 @ CHI: 1rec-25yds; 12/16 @ SD: 1rec-5yds); CAM NEWTON (10/21 DAL: 0rec-6yds); KEALOHA PILARES (09/16 @ NO: 1rec-6yds; 09/30 @ ATL: 1rec-36yds-1td).

ADMINISTRATION
& COACHES

VETERANS

ROOKIES

2012 IN REVIEW

RECORDS

TEAM HISTORY

REFERENCE

2012 GAME-BY-GAME STATISTICS

PANTHERS INDIVIDUAL GAME-BY-GAME RUSHING

ADMINISTRATION
& COACHES

VETERANS

ROOKIES

2012 IN REVIEW

RECORDS

TEAM HISTORY

REFERENCE

CAM NEWTON

	No	Yds	Avg	Long	TD
09-09 @ TB	5	4	0.8	4	0
09-16 NO	13	71	5.5	40	1
09-20 NYG	6	6	1.0	3	1
09-30 @ ATL	9	86	9.6	32	1
10-07 SEA	7	42	6.0	15	0
10-21 DAL	6	64	10.7	24	0
10-28 @ CHI	5	37	7.4	16	0
11-04 @ WAS	8	37	4.6	11	1
11-11 DEN	4	7	1.8	6	0
11-18 TB	11	40	3.6	16	0
11-26 @ PHI	14	52	3.7	14	2
12-02 @ KC	7	78	11.1	28	0
12-09 ATL	9	116	12.9	72t	1
12-16 @ SD	4	7	1.8	3	0
12-23 OAK	12	60	5.0	29	1
12-30 @ NO	7	34	4.9	16	0
TOTALS	127	741	5.8	72t	8

DeANGELO WILLIAMS

	No	Yds	Avg	Long	TD
09-09 @ TB	6	-1	-0.2	7	0
09-16 NO	14	69	4.9	27	1
09-20 NYG	11	50	4.5	16	0
09-30 @ ATL	11	49	4.5	13t	1
10-07 SEA	6	6	1.0	4	0
10-21 DAL	2	4	2.0	3	0
10-28 @ CHI	11	33	3.0	17	0
11-04 @ WAS	6	37	6.2	30t	1
11-11 DEN	6	6	1.0	4	0
11-18 TB	7	18	2.6	5	0
11-26 @ PHI	11	21	1.9	4	0
12-02 @ KC	12	67	5.6	13	0
12-09 ATL	17	56	3.3	13	0
12-16 @ SD	22	93	4.2	12	0
12-23 OAK	10	19	1.9	14	0
12-30 @ NO	21	210	10.0	65	2
TOTALS	173	737	4.3	65	5

JONATHAN STEWART

	No	Yds	Avg	Long	TD
09-09 @ TB					
09-16 NO	11	51	4.6	16	0
09-20 NYG					
09-30 @ ATL	10	40	4.0	15	0
10-07 SEA	4	16	4.0	11	0
10-21 DAL	10	35	3.5	20	0
10-28 @ CHI	17	42	2.5	13	0
11-04 @ WAS	10	51	51.0	21	0
11-11 DEN	8	31	3.9	14	0
11-18 TB	15	43	2.9	11	1
11-26 @ PHI	8	27	3.4	12	0
12-02 @ KC					
12-09 ATL					
12-16 @ SD					
12-23 OAK					
12-30 @ NO					
TOTALS	93	336	3.6	21	1

MIKE TOLBERT

	No	Yds	Avg	Long	TD
09-09 @ TB	1	2	2.0	2	0
09-16 NO	2	3	1.5	2t	1
09-20 NYG	3	4	1.3	3	0
09-30 @ ATL	4	14	3.5	6	0
10-07 SEA	1	3	3.0	3	0
10-21 DAL	3	9	3.0	4	1
10-28 @ CHI	3	7	2.3	4	0
11-04 @ WAS	3	4	1.3	3	0
11-11 DEN	2	6	3.0	3	0
11-18 TB	0	0	--	--	0
11-26 @ PHI	1	3	3.0	3	0
12-02 @ KC	2	15	7.5	9	0
12-09 ATL	5	20	4.0	7	0
12-16 @ SD	9	40	4.4	13	2
12-23 OAK	5	28	5.6	8	0
12-30 @ NO	10	25	2.5	5	3
TOTALS	54	183	3.4	13	7

BRANDON LaFELL

	No	Yds	Avg	Long	TD
09-09 @ TB	0	0	--	--	0
09-16 NO	1	25	25.0	25	0
09-20 NYG	0	0	--	--	0
09-30 @ ATL	0	0	--	--	0
10-07 SEA	0	0	--	--	0
10-21 DAL	0	0	--	--	0
10-28 @ CHI	0	0	--	--	0
11-04 @ WAS					
11-11 DEN	0	0	--	--	0
11-18 TB	0	0	--	--	0
11-26 @ PHI	1	6	6.0	6	0
12-02 @ KC	0	0	--	--	0
12-09 ATL					
12-16 @ SD	0	0	--	--	0
12-23 OAK	0	0	--	--	0
12-30 @ NO	1	4	4.0	4	0
TOTALS	3	35	11.7	25	0

STEVE SMITH

	No	Yds	Avg	Long	TD
09-09 @ TB	0	0	--	--	0
09-16 NO	0	0	--	--	0
09-20 NYG	0	0	--	--	0
09-30 @ ATL	1	10	10.0	10	0
10-07 SEA	0	0	--	--	0
10-21 DAL	0	0	--	--	0
10-28 @ CHI	0	0	--	--	0
11-04 @ WAS	0	0	--	--	0
11-11 DEN	1	2	2.0	2	0
11-18 TB	0	0	--	--	0
11-26 @ PHI	0	0	--	--	0
12-02 @ KC	0	0	--	--	0
12-09 ATL	0	0	--	--	0
12-16 @ SD	1	15	15.0	15	0
12-23 OAK	0	0	--	--	0
12-30 @ NO	0	0	--	--	0
TOTALS	3	27	9.0	15	0

KEALOHA PILARES

	No	Yds	Avg	Long	TD
09-09 @ TB	1	5	5.0	5	0
09-16 NO	0	0	--	--	0
09-20 NYG	0	0	--	--	0
09-30 @ ATL	0	0	--	--	0
10-07 SEA	0	12	--	12	0
10-21 DAL	0	0	--	--	0
10-28 @ CHI	0	0	--	--	0
11-04 @ WAS	0	0	--	--	0
11-11 DEN					
11-18 TB					
11-26 @ PHI					
12-02 @ KC					
12-09 ATL					
12-16 @ SD					
12-23 OAK					
12-30 @ NO					
TOTALS	1	17	17.0	12	0

JOE ADAMS

	No	Yds	Avg	Long	TD
09-09 @ TB	0	0	--	--	0
09-16 NO	0	0	--	--	0
09-20 NYG	0	0	--	--	0
09-30 @ ATL					
10-07 SEA					
10-21 DAL					
10-28 @ CHI					
11-04 @ WAS					
11-11 DEN					
11-18 TB	0	0	--	--	0
11-26 @ PHI	0	0	--	--	0
12-02 @ KC	1	5	5.0	5	0
12-09 ATL	1	3	3.0	3	0
12-16 @ SD	0	0	--	--	0
12-23 OAK	1	5	5.0	5	0
12-30 @ NO					
TOTALS	3	13	4.3	5	0

ARMOND SMITH

	No	Yds	Avg	Long	TD
09-09 @ TB					
09-16 NO					
09-20 NYG					
09-30 @ ATL					
10-07 SEA					
10-21 DAL					
10-28 @ CHI					
11-04 @ WAS					
11-11 DEN					
11-18 TB					
11-26 @ PHI					
12-02 @ KC					
12-09 ATL	0	0	--	--	0
12-16 @ SD	3	0	0.0	3	0
12-23 OAK	0	0	--	--	0
12-30 @ NO	0	0	--	--	0
TOTALS	3	0	0.0	3	0

OTHERS: LOUIS MURPHY (10/07 SEA: 1att-3yds); HARUKI NAKAMURA (11/18 TB: 1att-4yds).

2012 GAME-BY-GAME STATISTICS

PANTHERS INDIVIDUAL GAME-BY-GAME KICKOFF RETURNS

ARMANTI EDWARDS							KEALOHA PILARES					JOE ADAMS				
		No	Yds	Avg	Long	TD	No	Yds	Avg	Long	TD	No	Yds	Avg	Long	TD
09-09	@ TB	0	0	--	--	0	0	0	--	--	0	1	31	31.0	31	0
09-16	NO	0	0	--	--	0	0	0	--	--	0	3	72	24.0	24	0
09-20	NYG	1	21	21.0	21	0	0	0	--	--	0	5	105	21.0	28	0
09-30	@ ATL	0	0	--	--	0	2	55	27.5	28	0	INACTIVE				
10-07	SEA	0	0	--	--	0	3	64	21.3	25	0	INACTIVE				
10-21	DAL	0	0	--	--	0	2	48	24.0	27	0	INACTIVE				
10-28	@ CHI	0	0	--	--	0	0	0	--	--	0	INACTIVE				
11-04	@ WAS	0	0	--	--	0	2	49	24.5	27	0	INACTIVE				
11-11	DEN	2	34	17.0	29	0	INJURED RESERVE - SHOULDER					INACTIVE				
11-18	TB	2	50	25.0	27	0	INJURED RESERVE - SHOULDER					0	0	--	--	0
11-26	@ PHI	5	114	22.8	35	0	INJURED RESERVE - SHOULDER					0	0	--	--	0
12-02	@ KC	2	41	20.5	21	0	INJURED RESERVE - SHOULDER					0	0	--	--	0
12-09	ATL	0	0	--	--	0	INJURED RESERVE - SHOULDER					0	0	--	--	0
12-16	@ SD	0	0	--	--	0	INJURED RESERVE - SHOULDER					0	0	--	--	0
12-23	OAK	0	0	--	--	0	INJURED RESERVE - SHOULDER					0	0	--	--	0
12-30	@ NO	0	0	--	--	0	INJURED RESERVE - SHOULDER					INACTIVE - ANKLE				
TOTALS		12	260	21.7	35	0	9	216	24.0	28	0	9	208	23.1	31	0

ARMOND SMITH						
		No	Yds	Avg	Long	TD
09-09	@ TB					
09-16	NO					
09-20	NYG					
09-30	@ ATL					
10-07	SEA					
10-21	DAL					
10-28	@ CHI					
11-04	@ WAS					
11-11	DEN					
11-18	TB					
11-26	@ PHI					
12-02	@ KC					
12-09	ATL	3	54	18.0	26	0
12-16	@ SD	1	26	26.0	26	0
12-23	OAK	1	26	26.0	26	0
12-30	@ NO	1	25	25.0	25	0
TOTALS		6	131	21.8	26	0

OTHERS: SIONE FUA (11/18 TB: 1ret-9yds); CAPTAIN MUNNERLYN (10/07 SEA 1ret-17yds); MIKE TOLBERT (12/16 @ SD 1ret-26yds).

PANTHERS INDIVIDUAL GAME-BY-GAME PUNT RETURNS

CAPTAIN MUNNERLYN							JOE ADAMS						ARMANTI EDWARDS					
		No	Yds	Avg	Long	TD	No	Yds	Avg	Long	TD	No	Yds	Avg	Long	TD		
09-09	@ TB	0	0	--	--	0	3	28	9.3	21	0	0	0	--	--	0		
09-16	NO	0	0	--	--	0	1	14	14.0	14	0	0	0	--	--	0		
09-20	NYG	0	0	--	--	0	1	0	0.0	0	0	0	0	--	--	0		
09-30	@ ATL	3	23	7.7	20	0	INACTIVE					0	0	--	--	0		
10-07	SEA	1	13	13.0	13	0	INACTIVE					0	0	--	--	0		
10-21	DAL	4	4	1.0	4	0	INACTIVE					0	0	--	--	0		
10-28	@ CHI	0	0	--	--	0	INACTIVE					0	0	--	--	0		
11-04	@ WAS	2	8	4.0	8	0	INACTIVE					0	0	--	--	0		
11-11	DEN	3	10	3.3	6	0	INACTIVE					0	0	--	--	0		
11-18	TB	1	14	14.0	14	0	2	27	13.5	16	0	0	0	--	--	0		
11-26	@ PHI	0	0	--	--	0	0	0	--	--	0	0	0	--	--	0		
12-02	@ KC	0	0	--	--	0	1	12	12.0	12	0	0	0	--	--	0		
12-09	ATL	0	0	--	--	0	0	0	--	--	0	0	0	--	--	0		
12-16	@ SD	0	0	--	--	0	2	32	16.0	16	0	0	0	--	--	0		
12-23	OAK	0	0	--	--	0	1	14	14.0	14	0	0	0	--	--	0		
12-30	@ NO	0	0	--	--	0	INACTIVE - ANKLE					2	77	38.5	69	0		
TOTALS		14	72	5.1	20	0	11	127	11.5	21	0	2	77	38.5	69	0		

ADMINISTRATION
& COACHES

VETERANS

ROOKIES

2012 IN REVIEW

RECORDS

TEAM HISTORY

REFERENCE

REFERENCE

GAME 2 CAROLINA 35 – NEW ORLEANS 27

September 16, 2012
Bank of America Stadium • Charlotte, NC

The Panthers scored for 219 yards and two big plays – courtesy of quarterback Cam Newton and running backs DeAngelo Williams and Mike Tolbert to defeat New Orleans 35-27. That production from the run game helped set up two big gains through the air off play-action, and Newton finished with 253 yards passing and one touchdown pass to running back Jonathan Stewart. It was the defense that did the initial scoring for Carolina, registering a first quarter turnover that brought Bank of America Stadium, and the Panthers, to life. The Saints produced an 11-play, 80-yard touchdown drive on the game's opening possession and quickly got the ball back at their own 7-yard line after Carolina's offense went three-and-out. On second down, quarterback Drew Brees rolled right and tried to fit the ball in to tight end David Thomas. Godfrey anticipated the throw and stepped in front of Thomas for the interception, then sprinted nine yards untouched into the end zone to level the score. After Garrett Hartley converted a 22-yard field goal for New Orleans in the second quarter, Newton quickly moved the Panthers downfield with a 40-yard scamper on an option keeper down the right sideline. The Saints defense stiffened in the red zone, leaving Carolina with a fourth-and-one from the 4-yard line. The Panthers went for it, and Newton fumbled an option-pitch to Tolbert, allowing the Saints to take over on downs. New Orleans added another field goal on its ensuing possession to extend their lead to 13-7, but the Panthers then grabbed the lead and never rallied again. Newton floated a screen pass to Stewart, and with center Ryan Kalil leading the way, Stewart stormed 17 yards into the end zone to give Carolina a 14-13 lead. Tolbert plunged his way in from two yards out to extend the lead to 21-13 just before halftime and after the break Williams charged in for a 3-yard score. Saints running back Mark Ingram cut the lead to eight in the fourth quarter with a 1-yard rushing touchdown, but it didn't take long for the Panthers to strike back. On the first play of the next drive, Steve Smith was open deep down the right sideline, and Newton found him for a 66-yard gain. Five plays later, Newton powered his way across the goal line to give the Panthers a 35-20 advantage with 9:58 remaining. Brees scored on a 1-yard quarterback sneak immediately following the two-minute warning, and the Saints' onside kick attempt moments later was thwarted by tight end Greg Olsen, who trapped the bouncing ball as it slipped toward him. New Orleans ultimately got the ball back with 48 seconds left and no timeouts, but linebacker Jon Beason sealed the victory for Carolina by intercepting Brees' pass over the middle.

FINAL INDIVIDUAL and TEAM STATISTICS

New Orleans Saints										Carolina Panthers																						
RUSHING					PASSING					RUSHING					PASSING																	
	ATT	YDS	AVG	LG	TD		ATT	YDS	AVG	LG	TD		ATT	YDS	AVG	LG	TD		ATT	YDS	AVG	LG	TD									
P. Thomas	9	110	12.2	48	0	C. Newton	13	71	5.5	40	1	D. Williams	14	69	4.9	27	1	J. Stewart	11	51	4.6	16	0									
M. Ingram	16	53	3.3	12	1	D. Williams	14	69	4.9	27	1	B. LaFell	1	25	25.0	25	0	M. Tolbert	2	3	1.5	2t	1									
D. Brees	2	0	0.0	1t	1	M. Tolbert	2	3	1.5	2t	1	Total	41	219	53	40	3	Total	41	219	53	40	3									
Total	27	163		48	2	Total	41	219	53	40	3	Total	41	219	53	40	3	Total	41	219	53	40	3									
INTERCEPTIONS										INTERCEPTIONS																						
	INT	YDS	AVG	LG	TD		INT	YDS	AVG	LG	TD		INT	YDS	AVG	LG	TD		INT	YDS	AVG	LG	TD									
D. Brees	49	31	325	1/2	1	C. Newton	20	14	253	1/9	1	C. Newton	20	14	253	1/9	1	C. Newton	20	14	253	1/9	1									
Total	49	31	325	1/2	1	Total	20	14	253	1/9	1	Total	20	14	253	1/9	1	Total	20	14	253	1/9	1									
PASS RECEIVING										PASS RECEIVING																						
	RECEIVERS	YDS	AVG	LG	TD		RECEIVERS	YDS	AVG	LG	TD		RECEIVERS	YDS	AVG	LG	TD		RECEIVERS	YDS	AVG	LG	TD									
D. Sproules	13	128	9.8	25	0	B. LaFell	6	90	15.0	27	0	B. LaFell	6	90	15.0	27	0	S. Smith	3	104	34.7	66	0									
J. Graham	7	71	10.1	17	1	S. Smith	3	104	34.7	66	0	S. Smith	3	104	34.7	66	0	M. Tolbert	2	23	11.5	20	0									
P. Thomas	4	33	8.3	12	0	M. Tolbert	2	23	11.5	20	0	M. Tolbert	2	23	11.5	20	0	J. Stewart	1	17	17.0	17t	1									
M. Colston	3	49	16.3	29	0	J. Stewart	1	17	17.0	17t	1	J. Stewart	1	17	17.0	17t	1	G. Olsen	1	13	13.0	13	0									
L. Moore	2	30	15.0	17	0	G. Olsen	1	13	13.0	13	0	G. Olsen	1	13	13.0	13	0	C. Roby	0	9	9.0	9	0									
C. Roby	0	9	9.0	9	0	K. Pilares	1	6	6.0	6	0	K. Pilares	1	6	6.0	6	0	J. Morgan	1	5	5.0	5	0									
J. Morgan	1	5	5.0	5	0	Total	14	253	18.1	66	1	Total	14	253	18.1	66	1	Total	31	325	10.5	29	1									
Total	31	325	10.5	29	1	Total	14	253	18.1	66	1	Total	14	253	18.1	66	1	Total	31	325	10.5	29	1									
KICKOFF RETURNS										KICKOFF RETURNS																						
	KR	YDS	AVG	FC	LG	TD		KR	YDS	AVG	FC	LG	TD		KR	YDS	AVG	FC	LG	TD		KR	YDS	AVG	FC	LG	TD					
D. Sproules	2	30	15.0	1	16	0	J. Adams	1	14	14.0	0	14	0	D. Sproules	2	30	15.0	1	16	0	J. Adams	1	14	14.0	0	14	0					
(DOWNED)	1	0	0.0	0	0	0	(DOWNED)	1	0	0.0	0	0	0	(DOWNED)	1	0	0.0	0	0	0	(DOWNED)	1	0	0.0	0	0						
[TOUCHBACK]	1	0	0.0	0	0	0	[TOUCHBACK]	1	0	0.0	0	0	0	[TOUCHBACK]	1	0	0.0	0	0	0	[TOUCHBACK]	1	0	0.0	0	0						
Total	2	30	15.0	1	16	0	Total	1	14	14.0	0	14	0	Total	1	14	14.0	0	14	0	Total	1	14	14.0	0	14	0					
PUNTING										PUNTING																						
	PUNTER	YDS	AVG.	NET	TB	IN20	LG		PUNTER	YDS	AVG.	NET	TB	IN20	LG		PUNTER	YDS	AVG.	NET	TB	IN20	LG		PUNTER	YDS	AVG.	NET	TB	IN20	LG	
T. Morstead	3	148	49.3	38.0	1	1	65	P. Bunting	5	229	45.8	35.8	1	2	58	T. Morstead	3	148	49.3	38.0	1	1	65	P. Bunting	5	229	45.8	35.8	1	2	58	
Total	3	148	49.3	38.0	1	1	65	Total	5	229	45.8	35.8	1	2	58	Total	3	148	49.3	38.0	1	1	65	Total	5	229	45.8	35.8	1	2	58	
PUNT RETURNS										PUNT RETURNS																						
	PR	YDS	AVG	FC	LG	TD		PR	YDS	AVG	FC	LG	TD		PR	YDS	AVG	FC	LG	TD		PR	YDS	AVG	FC	LG	TD					
D. Sproules	2	30	15.0	1	16	0	J. Adams	1	14	14.0	0	14	0	D. Sproules	2	30	15.0	1	16	0	J. Adams	1	14	14.0	0	14	0					
(DOWNED)	1	0	0.0	0	0	0	(DOWNED)	1	0	0.0	0	0	0	(DOWNED)	1	0	0.0	0	0	0	(DOWNED)	1	0	0.0	0	0						
[TOUCHBACK]	1	0	0.0	0	0	0	[TOUCHBACK]	1	0	0.0	0	0	0	[TOUCHBACK]	1	0	0.0	0	0	0	[TOUCHBACK]	1	0	0.0	0	0						
Total	2	30	15.0	1	16	0	Total	1	14	14.0	0	14	0	Total	1	14	14.0	0	14	0	Total	1	14	14.0	0	14	0					
KICKOFF RETURNS										KICKOFF RETURNS																						
	KR	YDS	AVG	FC	LG	TD		KR	YDS	AVG	FC	LG	TD		KR	YDS	AVG	FC	LG	TD		KR	YDS	AVG	FC	LG	TD					
D. Sproules	2	30	15.0	1	16	0	J. Adams	1	14	14.0	0	14	0	D. Sproules	2	30	15.0	1	16	0	J. Adams	1	14	14.0	0	14	0					
J. Galette	1	2	2.0	0	2	0	(DOWNED)	1	0	0.0	0	0	0	J. Galette	1	2	2.0	0	2	0	(DOWNED)	1	0	0.0	0	0						
[TOUCHBACK]	3	0	0.0	0	0	0	[TOUCHBACK]	3	0	0.0	0	0	0	[TOUCHBACK]	3	0	0.0	0	0	0	[TOUCHBACK]	3	0	0.0	0	0						
Total	3	54	18.0	0	38	0	Total	3	72	24.0	0	24	0	Total	3	54	18.0	0	38	0	Total	3	72	24.0	0	24	0					
FUMBLES										FUMBLES																						
	FUM	OWN	REC.	YDS	TD	FF	Opp. Rec.	Yds	TD	Out Bnds		FUM	OWN	REC.	YDS	TD	FF	Opp. Rec.	Yds	TD	Out Bnds		FUM	OWN	REC.	YDS	TD	FF	Opp. Rec.	Yds	TD	Out Bnds
D. Brees	1	1	0	0	0	0	0	0	0	0	F. Newton	1	0	-4	0	0	0	0	0	0	0	D. Brees	1	1	0	0	0	0	0	0	0	0
J. Casillas	0	0	0	0	0	0	1	0	0	0	C. Johnson	0	0	0	0	1	0	0	0	0	J. Casillas	0	0	0	0	0	0	1	0	0	0	
Total	1	1	0	0	0	1	0	0	0	0	Total	1	0	-4	0	1	0	0	0	0	Total	1	1	0	0	0	1	0	0	0	0	

	SAINTS	PANTHERS		SAINTS	PANTHERS
TOTAL FIRST DOWNS	27	23	FGs - PATs Had Blocked	0-0	0-0
--By Rushing	8	12	TOTAL RETURN YARDAGE (Not Including Kickoffs)	30	25
--By Passing	19	10	--No. and Yards Punt Returns	2-0	1-14
--By Penalty	0	1	--No. and Yards Kickoff Returns	3-72	3-54
THIRD DOWN EFFICIENCY	7-13-54%	6-12-50%	--No. and Yards Interception Returns	0-0	2-11
FOURTH DOWN EFFICIENCY	0-1-0%	0-1-0%	PENALTIES Number and Yards	2-23	4-34
TOTAL NET YARDS	486	463	FUMBLES Number and Lost	1-0	1-1
--Total Offensive Plays (inc. times thrown passing)	77	62	TOUCHDOWNS	3	5
--Average gain per offensive play	6.3	7.5	--Rushing	2	3
NET YARDS RUSHING	163	219	--Passing	1	1
--Total Rushing Plays	27	41	--Interceptions	0	1
--Average gain per rushing play	6.0	5.3	EXTRA POINTS Made-Attempts	3-3	5-5
--Tackles for a loss-number and yards	0-0	3-4	--Kicking Made-Attempts	3-3	5-5
NET YARDS PASSING	323	244	FIELD GOALS Made-Attempts	2-2	0-0
--Times thrown - yards lost attempting to pass	1-2	1-9	RED ZONE EFFICIENCY	3-4-75%	4-5-80%
--Gross yards passing	325	253	GOAL TO GO EFFICIENCY	3-4-75%	3-3-100%
PASS ATTEMPTS-COMPLETIONS-HAD INTERCEPTED	49-31-2	20-14-0	SAFETIES	0	0
--Avg gain per pass play (inc. # thrown passing)	6.5	11.6	FINAL SCORE	27	35
KICKOFFS Number-In End Zone-Touchbacks	6-4-2	6-5-3	TIME OF POSSESSION	30:24	29:36
PUNTS Number and Average	3-49.3	5-45.8			
--Had Blocked	0	0			
--Net Punting Average	38.0	35.8			

2012 GAME SUMMARIES

GAME 3 NEW YORK GIANTS 36 – CAROLINA 7

September 20, 2012
Bank of America Stadium • Charlotte, NC

Eli Manning completed 27-of-35 passes for 288 yards and running back Andre Brown rushed for 113 yards on 20 carries leading the New York Giants to a 36-7 victory over Carolina. The Giants opened the game with an 80-yard touchdown drive that culminated in Manning finding tight end Martellus Bennett in the end zone from 14 yards out to give the Giants the early 7-0 lead. When the Panthers' first drive stalled, the Giants took over and moved into Carolina territory, but Panthers cornerback Captain Munnerlyn broke up a third-down pass, forcing New York to settle for a 47-yard Lawrence Tynes field goal late in the first quarter. Following another Panthers' punt, the Giants put together another touchdown drive. This time, they traveled 72 yards in nine plays. Brown charged into the end zone for a 1-yard score to extend the lead to 17-0 with 12:08 to go in the second quarter. The Panthers next possession resulted in a third consecutive punt and Tynes added a 49-yard field goal to give the Giants a 20-0 advantage. Returner Joe Adams fumbled and the Giants recovered at the Carolina 19-yard line. Moments later, Tynes knocked in a 39-yard field goal. Down 23-0, the Panthers offense took the field and put their first points on the board. Newton engineered a 13-play, 80-yard drive. On third-and-goal, the Panthers quarterback leaped over the pile for a 1-yard score. The Giants countered with a field goal from Tynes with less than a minute remaining in the third quarter. Carolina then turned the ball over for a third time. Minutes later, Brown recorded his second touchdown run and the Giants led 33-7.

FINAL INDIVIDUAL and TEAM STATISTICS

New York Giants											Carolina Panthers																					
RUSHING	ATT	YDS	AVG	LG	TD	RUSHING	ATT	YDS	AVG	LG	TD	RUSHING	ATT	YDS	AVG	LG	TD															
A. Brown	20	113	5.7	31	2	D. Williams	11	50	4.5	16	0	C. Newton	16	242	15.1	22	1															
D. Scott	6	9	1.5	5	0	C. Newton	6	6	1.0	3	1	E. Manning	27	288	10.7	29	0															
E. Manning	2	5	2.5	4	0	M. Tolbert	3	4	1.3	3	0	D. Carr	2	1	0.5	1	0															
D. Wilson	1	-2	-2.0	-2	0	Total	20	60	3.0	16	1	D. Wilson	1	3	3.0	3	0															
Total	29	125	4.3	31	2	Total	20	60	3.0	16	1	Total	37	28	292	7.6	29															
PASSING	ATT	CMP	YDS	SK/YD	TD	LG	IN	Rtg.	PASSING	ATT	CMP	YDS	SK/YD	TD	LG	IN	Rtg.															
E. Manning	35	27	288	1/6	1	29	0	110.2	C. Newton	30	16	242	2/21	0	33	3	40.6															
D. Carr	2	1	4	1/6	0	4	0	56.2	D. Anderson	3	3	46	0/0	0	23	0	118.8															
Total	37	28	292	2/12	1	29	0	107.0	Total	33	19	288	2/21	0	33	3	48.5															
PASS RECEIVING	NO	YDS	AVG	LG	TD	PASS RECEIVING	NO	YDS	AVG	LG	TD	PASS RECEIVING	NO	YDS	AVG	LG	TD															
R. Barden	9	138	15.3	23	0	G. Olsen	7	98	14.0	23	0	R. Barden	9	138	15.3	23	0															
M. Bennett	6	73	12.2	29	1	S. Smith	4	86	21.5	33	0	M. Bennett	6	73	12.2	29	1															
V. Cruz	6	42	7.0	12	0	M. Tolbert	4	47	11.8	17	0	V. Cruz	6	42	7.0	12	0															
A. Brown	3	17	5.7	14	0	D. Williams	2	23	11.5	14	0	A. Brown	3	17	5.7	14	0															
H. Hynoski	2	15	7.5	8	0	B. LaFell	1	27	27.0	27	0	H. Hynoski	2	15	7.5	8	0															
R. Randle	1	4	4.0	4	0	L. Murphy	1	7	7.0	7	0	R. Randle	1	4	4.0	4	0															
D. Wilson	1	3	3.0	3	0	Total	19	288	15.2	33	0	D. Wilson	1	3	3.0	3	0															
Total	28	292	10.4	29	1	Total	19	288	15.2	33	0	Total	28	292	10.4	29	1															
INTERCEPTIONS	NO	YDS	AVG	LG	TD	INTERCEPTIONS	NO	YDS	AVG	LG	TD	INTERCEPTIONS	NO	YDS	AVG	LG	TD															
S. Brown	1	44	44.0	44	0	S. Brown	1	44	44.0	44	0	S. Brown	1	44	44.0	44	0															
M. Boley	1	17	17.0	17	0	M. Boley	1	17	17.0	17	0	M. Boley	1	17	17.0	17	0															
J. Hosley	1	0	0.0	0	0	J. Hosley	1	0	0.0	0	0	J. Hosley	1	0	0.0	0	0															
Total	3	61	20.3	44	0	Total	3	61	20.3	44	0	Total	3	61	20.3	44	0															
PUNTING	NO	YDS	AVG.	NET	TB	IN20	LG	PUNTING	NO	YDS	AVG.	NET	TB	IN20	LG	PUNTING	NO	YDS	AVG.	NET	TB	IN20	LG									
S. Weatherford	2	76	38.0	38.0	0	2	41	S. Weatherford	2	76	38.0	38.0	0	2	41	S. Weatherford	2	76	38.0	38.0	0	2	41									
Total	2	76	38.0	38.0	0	2	41	Total	2	76	38.0	38.0	0	2	41	Total	2	76	38.0	38.0	0	2	41									
PUNT RETURNS	NO	YDS	AVG	FC	LG	TD	PUNT RETURNS	NO	YDS	AVG	FC	LG	TD	PUNT RETURNS	NO	YDS	AVG	FC	LG	TD												
R. Randle	1	6	6.0	1	6	0	R. Randle	1	6	6.0	1	6	0	R. Randle	1	6	6.0	1	6	0												
(TOUCHBACK)	1	0	0.0	0	0	0	(TOUCHBACK)	1	0	0.0	0	0	0	(TOUCHBACK)	1	0	0.0	0	0	0												
Total	1	6	6.0	1	6	0	Total	1	6	6.0	1	6	0	Total	1	6	6.0	1	6	0												
KICKOFF RETURNS	NO	YDS	AVG	FC	LG	TD	KICKOFF RETURNS	NO	YDS	AVG	FC	LG	TD	KICKOFF RETURNS	NO	YDS	AVG	FC	LG	TD												
D. Wilson	1	19	19.0	0	19	0	J. Adams	5	105	21.0	0	28	0	D. Wilson	1	19	19.0	0	19	0												
(TOUCHBACK)	1	0	0.0	0	0	0	A. Edwards	1	21	21.0	0	21	0	(TOUCHBACK)	1	0	0.0	0	0	0												
Total	1	19	19.0	0	19	0	(TOUCHBACK)	3	0	0.0	0	0	0	Total	1	19	19.0	0	19	0												
Total	1	19	19.0	0	19	0	Total	6	126	21.0	0	28	0	Total	1	19	19.0	0	19	0												
FUMBLES	Fum	Own	Rec.	Yds	TD	FF	Opp. Rec.	Yds	TD	Out Bnds	FUMBLES	Fum	Own	Rec.	Yds	TD	FF	Opp. Rec.	Yds	TD	Out Bnds											
D. Carr	1	1	0	0	0	0	0	0	0	0	J. Adams	2	0	0	0	0	1	0	0	0	0											
S. Paysinger	0	0	0	0	1	1	0	0	0	0	D. Edwards	0	0	0	0	1	0	0	0	0												
J. Tryon	0	0	0	0	1	1	0	0	0	0	Total	2	0	0	0	1	0	0	0	0												
Total	1	1	0	0	1	2	0	0	0	0	Total	2	0	0	0	1	0	0	0	0												
GIANTS											PANTHERS																					
TOTAL FIRST DOWNS											24											22										
--By Rushing											8											4										
--By Passing											15											14										
--By Penalty											1											4										
THIRD DOWN EFFICIENCY											7-14-50%											4-9-44%										
FOURTH DOWN EFFICIENCY											0-0-0%											0-1-0%										
TOTAL NET YARDS											405											327										
--Total Offensive Plays (inc. times thrown passing)											68											55										
--Average gain per offensive play											6.0											5.9										
NET YARDS RUSHING											125											60										
--Total Rushing Plays											29											20										
--Average gain per rushing play											4.3											3.0										
--Tackles for a loss-number and yards											3-4											1-2										
NET YARDS PASSING											280											267										
--Times thrown - yards lost attempting to pass											2-12											2-21										
--Gross yards passing											292											288										
PASS ATTEMPTS-COMPLETIONS-HAD INTERCEPTED											37-28-0											33-19-3										
--Avg gain per pass play (inc. # thrown passing)											7.2											7.6										
KICKOFFS Number-In End Zone-Touchbacks											9-6-3											2-2-1										
PUNTS Number and Average											2-38.0											3-41.7										
--Had Blocked											0											0										
--Net Punting Average											38.0											33.0										
FGS - PATS Had Blocked											0-0											0-0										
TOTAL RETURN YARDAGE (Not Including Kickoffs)											67											1-0										
--No. and Yards Punt Returns											1-6											1-0										
--No. and Yards Kickoff Returns											1-19											6-126										
--No. and Yards Interception Returns											3-61											0-0										
PENALTIES Number and Yards											5-38											3-22										
FUMBLES Number and Lost											1-0											2-2										
TOUCHDOWNS											3											1										
--Rushing											2											1										
--Passing											1											0										
EXTRA POINTS Made-Attempts											3-3											1-1										
--Kicking Made-Attempts											3-3											1-1										
FIELD GOALS Made-Attempts											5-5											0-0										
RED ZONE EFFICIENCY											3-6-50%											1-2-50%										
GOAL TO GO EFFICIENCY											2-3-67%											0-0-0%										
SAFETIES											0											0										
FINAL SCORE											36											7										
TIME OF POSSESSION											36:10											23:50										

2012 GAME SUMMARIES

GAME 5 SEATTLE 16 – CAROLINA 12

October 7, 2012
Bank of America Stadium • Charlotte, NC

The Seattle defense limited Carolina to 190 total yards and Seahawks kicker Steven Hauschka added three field goals in a 16-12 win over Carolina. Seattle opened the scoring with two Hauschka field goals from 22 yards and 36 yards. The Panthers got on the board in the second quarter with a Justin Medlock 32-yard field goal. The Seahawks held a 6-3 advantage at halftime. Cornerback Captain Munnerlyn gave the Panthers' their first lead, 10-6, when he stepped in front of a pass and returned the interception 33 yards for a score. Late in the third quarter, on first down from the Carolina 30-yard line, Panthers quarterback Cam Newton pitched the ball to running back DeAngelo Williams, who was stripped by cornerback Brandon Browner. Browner recovered the fumble and five plays later, quarterback Russell Wilson connected with wideout Golden Tate for a 13-yard touchdown. Hauschka added a 44-yard field goal early in the fourth quarter to extend the Seattle lead to 16-10. The Carolina offense responded with a 10-play, 79-yard drive to set up fourth-and-goal from the 1-yard line, but stalled on downs at the 1-yard line. The Seahawks maintained their 16-10 lead with 3:47 left. Following the turnover on downs, Seattle gained a first down before the two-minute warning. Carolina called its third timeout after a pair of runs from Lynch, and Wilson's third-down scramble came up seven yards short. Seattle punter Jon Ryan then took six seconds off the clock by intentionally running through the back of the end zone for a safety. After an incomplete pass on first down, Seattle defensive end Bruce Irvin stripped the ball and the Seahawks recovered sealing the victory.

FINAL INDIVIDUAL and TEAM STATISTICS

Seattle Seahawks											Carolina Panthers												
RUSHING											RUSHING												
ATT	YDS	AVG	LG	TD							ATT	YDS	AVG	LG	TD								
M. Lynch	21	85	4.0	14	0							C. Newton	7	42	6.0	15	0						
R. Wilson	5	12	2.4	9	0							J. Stewart	4	16	4.0	11	0						
B. Obomanu	1	11	11.0	11	0							K. Pilares	0	12	4.0	12	0						
R. Turbin	4	6	1.5	5	0							D. Williams	6	6	1.0	4	0						
M. Robinson	2	3	1.5	2	0							L. Murphy	1	3	3.0	3	0						
G. Tate	1	-1	-1.0	-1	0							M. Tolbert	1	3	3.0	3	0						
J. Ryan	1	-18	-18.0	-18	0																		
Total	35	98	2.8	14	0							Total	19	82	4.3	15	0						
PASSING											PASSING												
ATT	CMP	YDS	SK/YD	TD	LG	INT	Rtg.				ATT	CMP	YDS	SK/YD	TD	LG	INT	Rtg.					
R. Wilson	25	19	221	2/9	1	30	2	82.3				C. Newton	29	12	141	4/33	0	24	0	56.8			
Total	25	19	221	2/9	1	30	2	82.3				Total	29	12	141	4/33	0	24	0	56.8			
PASS RECEIVING											PASS RECEIVING												
S. Rice	5	67	13.4	18	0							S. Smith	4	40	10.0	14	0						
Z. Miller	3	59	19.7	30	0							B. LaFell	3	44	14.7	21	0						
D. Baldwin	3	37	12.3	19	0							G. Olsen	2	37	18.5	24	0						
G. Tate	3	31	10.3	13t	1							J. Stewart	2	15	7.5	8	0						
R. Turbin	2	8	4.0	5	0							L. Murphy	1	5	5.0	5	0						
B. Edwards	1	10	10.0	10	0																		
M. Lynch	1	9	9.0	9	0																		
M. Robinson	1	0	0.0	0	0																		
Total	19	221	11.6	30	1							Total	12	141	11.8	24	0						
INTERCEPTIONS											INTERCEPTIONS												
											C. Munnerlyn	1	33	33.0	LG	33t	1						
											L. Kuechly	1	-3	-3.0	-3	0							
Total	1	25	25.0	25	0							Total	2	30	15.0	33t	1						
PUNTING											PUNTING												
NO	YDS	AVG.	NET	TB	IN20	LG						NO	YDS	AVG.	NET	TB	IN20	LG					
J. Ryan	3	122	40.7	36.3	0	2	54						B. Nortman	7	318	45.4	39.9	0	2	63			
Total	3	122	40.7	36.3	0	2	54						Total	7	318	45.4	39.9	0	2	63			
PUNT RETURNS											PUNT RETURNS												
NO	YDS	AVG	FC	LG	TD						NO	YDS	AVG	FC	LG	TD							
L. Washington	5	39	7.8	0	17	0						C. Munnerlyn	1	13	13.0	0	13	0					
(DOWNED)	1	0	0.0	0	0	0						(DOWNED)	1	0	0.0	0	0	0					
(OUT OF BOUNDS)	1	0	0.0	0	0	0						(OUT OF BOUNDS)	1	0	0.0	0	0	0					
Total	5	39	7.8	0	17	0						Total	1	13	13.0	0	13	0					
KICKOFF RETURNS											KICKOFF RETURNS												
NO	YDS	AVG	FC	LG	TD						NO	YDS	AVG	FC	LG	TD							
L. Washington	2	45	22.5	0	45	0						K. Pilares	3	64	21.3	0	25	0					
D. Baldwin	1	3	3.0	0	3	0						C. Munnerlyn	1	17	17.0	0	17	0					
Total	3	48	16.0	0	45	0						Total	4	81	20.3	0	25	0					
FUMBLES											FUMBLES												
Own	Opp.	Out									Own	Opp.	Out										
Fum	Rec.	Yds	TD	FF	Rec.	Yds	TD	Bnds			Fum	Rec.	Yds	TD	FF	Rec.	Yds	TD	Bnds				
L. Washington	1	0	0	0	0	0	0	0			J. Stewart	1	1	0	0	0	0	0	0	0			
B. Browner	0	0	0	0	1	1	0	0			C. Newton	1	0	0	0	0	0	0	0	0			
B. Irvin	0	0	0	0	1	0	0	0			D. Williams	1	0	0	0	0	0	0	0	0			
R. Sherman	0	0	0	0	1	0	0	0			J. Phillips	0	0	0	0	1	0	0	0	0			
A. Branch	0	0	0	0	0	1	0	0			J. Thomas	0	0	0	0	1	4	0	0	0			
Total	1	0	0	0	3	2	0	0			Total	3	1	0	0	1	1	4	0	0			
SEAHAWKS											PANTHERS												
TOTAL FIRST DOWNS											TOTAL FIRST DOWNS												
--By Rushing											--By Rushing												
--By Passing											--By Passing												
--By Penalty											--By Penalty												
THIRD DOWN EFFICIENCY											THIRD DOWN EFFICIENCY												
FOURTH DOWN EFFICIENCY											FOURTH DOWN EFFICIENCY												
TOTAL NET YARDS											TOTAL NET YARDS												
--Total Offensive Plays (inc. times thrown passing)											TOTAL NET YARDS												
--Average gain per offensive play											TOTAL NET YARDS												
NET YARDS RUSHING											TOTAL NET YARDS												
--Total Rushing Plays											TOTAL NET YARDS												
--Average gain per rushing play											TOTAL NET YARDS												
--Tackles for a loss-number and yards											TOTAL NET YARDS												
NET YARDS PASSING											TOTAL NET YARDS												
--Times thrown - yards lost attempting to pass											TOTAL NET YARDS												
--Gross yards passing											TOTAL NET YARDS												
PASS ATTEMPTS-COMPLETIONS-HAD INTERCEPTED											TOTAL NET YARDS												
--Avg gain per pass play (inc. # thrown passing)											TOTAL NET YARDS												
KICKOFFS Number-In End Zone-Touchbacks											TOTAL NET YARDS												
PUNTS Number and Average											TOTAL NET YARDS												
--Had Blocked											TOTAL NET YARDS												
--Net Punting Average											TOTAL NET YARDS												
											Fgs - PATs Had Blocked												
											TOTAL RETURN YARDAGE (Not Including Kickoffs)												
											--No. and Yards Punt Returns												
											--No. and Yards Kickoff Returns												
											--No. and Yards Interception Returns												
											PENALTIES Number and Yards												
											FUMBLES Number and Lost												
											TOUCHDOWNS												
											--Rushing												
											--Passing												
											--Interceptions												
											EXTRA POINTS Made-Attempts												
											--Kicking Made-Attempts												
											FIELD GOALS Made-Attempts												
											RED ZONE EFFICIENCY												
											GOAL TO GO EFFICIENCY												
											SAFETIES												
											FINAL SCORE												
											TIME OF POSSESSION												

2012 GAME SUMMARIES

GAME 6 DALLAS 19 – CAROLINA 14

October 21, 2012
Bank of America Stadium • Charlotte, NC

Tony Romo threw for 227 yards and a touchdown and Dan Bailey connected on four field goals leading Dallas to a 19-14 win over Carolina. Carolina held a 7-3 halftime lead thanks to an 80-yard touchdown drive set up by a takeaway. Dallas wide receiver Miles Austin was running downfield after a 15-yard catch when linebacker Thomas Davis punched the ball free and fellow-linebacker Luke Kuechly recovered. Ten plays later, quarterback Cam Newton completed a pass to wide receiver Brandon LaFell sprinting across the field at the 2-yard line, and the wideout reached the ball over the pylon with 14 seconds left in the first half. Dallas struck early in the second half when Romo connected with Austin in the back left corner of the end zone for a 26-yard touchdown to give Dallas a 10-7 advantage midway through the third quarter. After a 49-yard field goal from Bailey, Carolina went back in front, 14-13, on a 2-yard touchdown plunge from fullback Mike Tolbert with 11:38 to go in the fourth quarter. The Panthers went with a no-huddle, up-tempo offense, reaching the end zone after a 9-play, 75-yard drive. But Carolina turned in a three-and-out on its next possession and Brad Nortman's 42-yard punt was fair caught by Dez Bryant at the Dallas 41-yard line. With the ball at midfield, the Cowboys capitalized, moving 44 yards in 10 plays before Bailey knocked in a 28-yard field goal to re-gain the lead for good.

FINAL INDIVIDUAL AND TEAM STATISTICS

Dallas Cowboys										Carolina Panthers													
RUSHING	ATT	YDS	AVG	LG	TD					RUSHING	ATT	YDS	AVG	LG	TD								
F. Jones	15	44	2.9	9	0					C. Newton	6	64	10.7	24	0								
P. Tanner	13	30	2.3	5	0					J. Stewart	10	35	3.5	20	0								
T. Romo	3	11	3.7	10	0					M. Tolbert	3	9	3.0	4	1								
										D. Williams	2	4	2.0	3	0								
Total	31	85	2.7	10	0					Total	21	112	5.3	24	1								
PASSING	ATT	CMP	YDS	SK/YD	TD	LG	IN	Rtg.					PASSING	ATT	CMP	YDS	SK/YD	TD	LG	IN	Rtg.		
T. Romo	34	24	227	0/0	1	36	0	98.5					C. Newton	37	21	233	2/17	1	32	1	73.4		
Total	34	24	227	0/0	1	36	0	98.5					Total	37	21	233	2/17	1	32	1	73.4		
PASS RECEIVING	NO	YDS	AVG	LG	TD						PASS RECEIVING	NO	YDS	AVG	LG	TD							
J. Witten	6	44	7.3	11	0						S. Smith	7	83	11.9	26	0							
M. Austin	5	97	19.4	36	1						B. LaFell	4	53	13.3	32	1							
F. Jones	5	30	6.0	10	0						G. Olsen	4	31	7.8	14	0							
K. Ogletree	4	27	6.8	11	0						L. Murphy	3	48	16.0	26	0							
D. Bryant	2	14	7.0	9	0						J. Stewart	3	11	3.7	9	0							
P. Tanner	1	8	8.0	8	0						C. Newton	0	6	0.0	6	0							
L. Vickers	1	7	7.0	7	0						J. Gross	0	1	0.0	1	0							
Total	24	227	9.5	36	1						Total	21	233	11.1	32	1							
INTERCEPTIONS	NO	YDS	AVG	LG	TD						INTERCEPTIONS	NO	YDS	AVG	LG	TD							
M. Claiborne	1	0	0.0	0	0																		
Total	1	0	0.0	0	0						Total	0	0	0.0	0	0							
PUNTING	NO	YDS	AVG.	NET	TB	IN20	LG				PUNTING	NO	YDS	AVG.	NET	TB	IN20	LG					
B. Moorman	4	197	49.3	48.3	0	2	59				B. Nortman	6	248	41.3	38.5	0	2	55					
Total	4	197	49.3	48.3	0	2	59				Total	6	248	41.3	38.5	0	2	55					
PUNT RETURNS	NO	YDS	AVG	FC	LG	TD					PUNT RETURNS	NO	YDS	AVG	FC	LG	TD						
D. Bryant	3	17	5.7	1	10	0					C. Munnerlyn	4	4	1.0	0	4	0						
D. Harris	0	0	0.0	1	0	0																	
[OUT OF BOUNDS]	1	0	0.0	0	0	0																	
Total	3	17	5.7	2	10	0					Total	4	4	1.0	0	4	0						
KICKOFF RETURNS	NO	YDS	AVG	FC	LG	TD					KICKOFF RETURNS	NO	YDS	AVG	FC	LG	TD						
[TOUCHBACK]	3	0	0.0	0	0	0					K. Pilares	2	48	24.0	0	27	0						
											[OUT OF BOUNDS]	1	0	0.0	0	0	0						
											[TOUCHBACK]	3	0	0.0	0	0	0						
Total	0	0	0.0	0	0	0					Total	2	48	24.0	0	27	0						
FUMBLES	Fum	Own Rec.	Yds	TD	FF	Opp. Rec.	Yds	TD	Out Bnds					FUMBLES	Fum	Own Rec.	Yds	TD	FF	Opp. Rec.	Yds	TD	Out Bnds
M. Austin	1	0	0	0	0	0	0	0	0					C. Newton	1	0	0	0	0	0	0	0	0
D. Ware	0	0	0	0	0	1	0	0	0					T. Davis	0	0	0	0	1	0	0	0	0
														L. Kuechly	0	0	0	0	0	1	9	0	0
Total	1	0	0	0	0	1	0	0	0					Total	1	0	0	0	1	1	9	0	0

	COWBOYS	PANTHERS		COWBOYS	PANTHERS
TOTAL FIRST DOWNS		18	18		0-0
--By Rushing		4	7		0-0
--By Passing		11	9		4-4
--By Penalty		3	2		3-17
THIRD DOWN EFFICIENCY	6-14-43%	2-10-20%		--No. and Yards Kickoff Returns	0-0
FOURTH DOWN EFFICIENCY	0-0-0%	0-2-0%		--No. and Yards Interception Returns	1-0
TOTAL NET YARDS	312	328		PENALTIES Number and Yards	6-43
--Total Offensive Plays (inc. times thrown passing)	65	60		FUMBLES Number and Lost	1-1
--Average gain per offensive play	4.8	5.5		TOUCHDOWNS	1
NET YARDS RUSHING	85	112		--Rushing	0
--Total Rushing Plays	31	21		--Passing	1
--Average gain per rushing play	2.7	5.3		EXTRA POINTS Made-Attempts	1-1
--Tackles for a loss-number and yards	3-5	1-3		--Made-Attempts	2-2
NET YARDS PASSING	227	216		FIELD GOALS Made-Attempts	4-4
--Times thrown - yards lost attempting to pass	0-0	2-17		RED ZONE EFFICIENCY	0-3-0%
--Gross yards passing	227	233		GOAL TO GO EFFICIENCY	0-1-0%
PASS ATTEMPTS-COMPLETIONS-HAD INTERCEPTED	34-24-0	37-21-1		SAFETIES	0
--Avg gain per pass play (inc. # thrown passing)	6.7	5.5		FINAL SCORE	19
KICKOFFS Number-In End Zone-Touchbacks	6-5-3	3-3-3		TIME OF POSSESSION	33:37
PUNTS Number and Average	4-49.3	6-41.3			26:23
--Had Blocked	0	0			
--Net Punting Average	48.3	38.5			

October 28, 2012
Soldier Field • Chicago, IL

Bears quarterback Jay Cutler completed 17 of 28 passes for 186 yards and Robbie Gould connected on a 41-yard field goal as time expired to give Chicago a 23-22 victory over Carolina. The Bears held a 7-3 lead in the first quarter courtesy of Matt Forte's 13-yard touchdown run, but a strip of Cutler by Charles Johnson and fumble recovery by Frank Alexander allowed the Carolina offense to go to work from the Bears' 16-yard line. On third-and-3, quarterback Cam Newton took off for the end zone up the middle. Chicago safety Major Wright drilled a diving Newton and forced him to fumble just before he reached the ball across the goal line. However, wide receiver Louis Murphy pounced on the ball in the end zone for the touchdown. Justin Medlock added a 31-yard field goal in the second quarter and the Panthers led 13-7 at the half. Medlock added two more field goals (22, 43) in the third quarter to give the Panthers 19 unanswered points, but the Bears rallied back in the fourth quarter. The game turned in Chicago's favor with 6:58 remaining in the fourth quarter, when Cutler connected with tight end Kellen Davis in the back of the end zone for a 12-yard touchdown to cut the Carolina lead to five. On the first play of the ensuing Panthers possession, Bears cornerback Tim Jennings intercepted a pass – his second interception of the game – and sprinted 25 yards down the sideline for a touchdown to give the Bears a 20-19 lead. Carolina responded with an 11-play drive to set up Medlock for a 45-yard field goal attempt. Medlock's kick carried off the right upright and through, giving the Panthers a two-point lead with 2:32 left. The Bears took over at their own 22-yard line, and Cutler proceeded to complete 6-of-7 passes to move the ball 55 yards downfield. Bears' wide receiver Brandon Marshall hauled in four catches for 36 yards during the final drive. Chicago called a timeout with four seconds left before Gould knicked in the game-winner.

[illegible]

2012 GAME SUMMARIES

GAME 8 CAROLINA 21 – WASHINGTON 13

November 4, 2012
FedEx Field • Landover, MD

Cam Newton completed 13-of-23 passes for 201 yards with one touchdown and no interceptions leading Carolina to a 21-13 victory over Washington. The Redskins took an early 3-0 lead, but after running back DeAngelo Williams' 30-yard touchdown run late in the first quarter, Carolina never trailed. And it was a defensive stand followed by a meticulous scoring drive that turned the contest in Carolina's favor. On the ensuing Redskins' possession after Williams' score, Washington began a drive with 24 seconds left in the first quarter. Sixteen plays and 10 minutes later, the Redskins had the ball on the Panthers' 2-yard line and faced fourth-and-goal with 5:21 remaining in the second quarter. Washington elected to go for its third fourth-down conversion of the drive. Quarterback Robert Griffin III took the shotgun snap and sprinted toward the right corner of the end zone, but he was met by defensive end Charles Johnson and stopped for no gain. The Panthers offense responded. Newton converted three third downs during the momentum-swinging drive, the first with an 11-yard run on third-and-2 from the Carolina 10-yard line, the other with a 17-yard pass to tight end Greg Olsen on third-and-6. Thanks to the 98-yard drive, the second-longest in team history, Carolina entered halftime with a 14-3 lead. Carolina's stingy red-zone defense continued into the second half. The Redskins were forced to settle for a 25-yard field goal midway through the third quarter, cutting the Panthers' lead to 14-6. On first down from the Panthers' 9-yard line, Newton play-faked and launched a pass down the left sideline from the edge of his own end zone. Wide receiver Armani Edwards was wide open and hauled the pass in at the 35-yard line. Two plays later, Newton charged into the end zone for a 1-yard score, giving the Panthers a 21-6 lead. Washington found the end zone for the first time with 1:34 remaining in the game, as running back Evan Royster rushed for a 2-yard score. Smith recovered the onside kick, but the Redskins got the ball back with 17 seconds left. Linebacker Luke Kuechly sealed the Panthers' first road win with his 15th tackle of the day, dropping wide receiver Brandon Banks for a 9-yard loss as time expired.

FINAL INDIVIDUAL AND TEAM STATISTICS

Carolina Panthers											Washington Redskins												
RUSHING	ATT	YDS	AVG	LG	TD	RUSHING	ATT	YDS	AVG	LG	TD												
J. Stewart	10	51	5.1	21	0	A. Morris	13	76	5.8	18	0												
C. Newton	8	37	4.6	11	1	R. Griffin	11	53	4.8	9	0												
D. Williams	6	37	6.2	30t	1	J. Morgan	1	9	9.0	9	0												
M. Tolbert	3	4	1.3	3	0	E. Royster	4	6	1.5	3	1												
						D. Young	1	3	3.0	3	0												
						B. Banks	1	3	3.0	3	0												
						D. Briscoe	1	1	1.0	1	0												
Total	27	129	4.8	30t	2	Total	32	151	4.7	18	1												
PASSING	ATT	CMP	YDS	SK/YD	TD	LG	IN	Rtg.	PASSING	ATT	CMP	YDS	SK/YD	TD	LG	IN	Rtg.						
C. Newton	23	13	201	0/0	1	82	0	100.1	R. Griffin	39	23	215	4/29	0	25	0	74.2						
Total	23	13	201	0/0	1	82	0	100.1	Total	39	23	215	4/29	0	25	0	74.2						
PASS RECEIVING	NO	YDS	AVG	LG	TD	PASS RECEIVING	NO	YDS	AVG	LG	TD												
G. Olsen	5	48	9.6	17	0	J. Morgan	6	46	7.7	16	0												
S. Smith	3	41	13.7	19t	1	L. Paulsen	5	59	11.8	19	0												
A. Edwards	1	82	82.0	82	0	L. Hankerson	3	49	16.3	25	0												
G. Barnidge	1	13	13.0	13	0	E. Royster	3	30	10.0	17	0												
M. Tolbert	1	7	7.0	7	0	B. Banks	2	-7	-3.5	2	0												
J. Stewart	1	6	6.0	6	0	N. Paul	1	22	22.0	22	0												
L. Murphy	1	4	4.0	4	0	D. Briscoe	1	8	8.0	8	0												
						A. Robinson	1	6	6.0	6	0												
						S. Moss	1	2	2.0	2	0												
Total	13	201	15.5	82	1	Total	23	215	9.3	25	0												
INTERCEPTIONS	NO	YDS	AVG	LG	TD	INTERCEPTIONS	NO	YDS	AVG	LG	TD												
Total	0	0	0.0	0	0	Total	0	0	0.0	0	0												
PUNTING	NO	YDS	AVG.	NET	TB	IN20	LG	PUNTING	NO	YDS	AVG.	NET	TB	IN20	LG								
B. Nortman	5	161	32.2	33.0	0	3	49	S. Rocca	3	137	45.7	43.0	0	2	51								
Total	5	161	32.2	33.0	0	3	49	Total	3	137	45.7	43.0	0	2	51								
PUNT RETURNS	NO	YDS	AVG	FC	LG	TD	PUNT RETURNS	NO	YDS	AVG	FC	LG	TD										
C. Munnerlyn	2	8	4.0	1	8	0	B. Banks	2	-4	-2.0	0	1	0										
							[DOWNED]	2	0	0.0	0	0	0										
							[OUT OF BOUNDS]	1	0	0.0	0	0	0										
Total	2	8	4.0	1	8	0	Total	2	-4	-2.0	0	1	0										
KICKOFF RETURNS	NO	YDS	AVG	FC	LG	TD	KICKOFF RETURNS	NO	YDS	AVG	FC	LG	TD										
K. Pilares	2	49	24.5	0	27	0	B. Banks	3	55	18.3	0	25	0										
[TOUCHBACK]	1	0	0.0	0	0	0	[TOUCHBACK]	1	0	0.0	0	0	0										
Total	2	49	24.5	0	27	0	Total	3	55	18.3	0	25	0										
FUMBLES	Own	Rec.	Yds	TD	FF	Rec.	Yds	TD	Out	FUMBLES	Own	Rec.	Yds	TD	FF	Rec.	Yds	TD	Out				
Total	0	0	0	0	0	0	0	0	0	Total	0	0	0	0	0	0	0	0	0				
PANTHERS										REDSKINS													
TOTAL FIRST DOWNS										18	24	FGs - PATs Had Blocked										1-0	0-0
--By Rushing										9	9	TOTAL RETURN YARDAGE (Not Including Kickoffs)										8	-4
--By Passing										6	11	--No. and Yards Punt Returns										2-8	2-4
--By Penalty										3	4	--No. and Yards Kickoff Returns										2-49	3-55
THIRD DOWN EFFICIENCY										5-11-45%	3-15-20%	--No. and Yards Interception Returns										0-0	0-0
FOURTH DOWN EFFICIENCY										0-0-0%	3-5-60%	PENALTIES Number and Yards										7-60	13-97
TOTAL NET YARDS										330	337	FUMBLES Number and Lost										0-0	0-0
--Total Offensive Plays (inc. times thrown passing)										50	75	TOUCHDOWNS										3	1
--Average gain per offensive play										6.6	4.5	--Rushing										2	1
NET YARDS RUSHING										129	151	--Passing										1	0
--Total Rushing Plays										27	32	EXTRA POINTS Made-Attempts										3-3	1-1
--Average gain per rushing play										4.8	4.7	--Kicking Made-Attempts										3-3	1-1
--Tackles for a loss-number and yards										3-6	2-4	FIELD GOALS Made-Attempts										0-1	2-2
NET YARDS PASSING										201	186	RED ZONE EFFICIENCY										2-2-100%	1-3-33%
--Times thrown - yards lost attempting to pass										0-0	4-29	GOAL TO GO EFFICIENCY										1-1-100%	1-2-50%
--Gross yards passing										201	215	SAFETIES										0	0
PASS ATTEMPTS-COMPLETIONS-HAD INTERCEPTED										23-13-0	39-23-0	FINAL SCORE										21	13
Avg. gain per pass play (inc. # thrown passing)										8.7	4.3	TIME OF POSSESSION										24:40	35:20
KICKOFFS Number-In End Zone-Touchbacks										4-2-1	4-1-1												
PUNTS Number and Average										5-32.2	3-45.7												
--Had Blocked										0	0												
--Net Punting Average										33.0	43.0												

2012 GAME SUMMARIES

GAME 10 TAMPA BAY 27 — CAROLINA 21

November 18, 2012
Bank of America Stadium • Charlotte, NC

The Buccaneers erased an 11-point deficit in the final six minutes, then scored a touchdown on the opening possession of overtime to defeat Carolina, 27-21. Tampa Bay jumped out to a 10-0 lead in the first quarter, but the Carolina defense produced three takeaways to help turn the momentum. Cornerback Captain Munnerlyn returned an interception 74 yards for a touchdown late in the first quarter. The Panthers took a 14-10 lead early in the second quarter, on Jonathan Stewart's 1-yard touchdown run. A goal line takeaway allowed Carolina to maintain the lead in the fourth quarter. On fourth-and-inches from the Panthers' 2-yard line, linebacker Thomas Davis jarred the ball out of running back Doug Martin's hands just before he crossed the goal line. Linebacker Luke Kuechly recovered the fumble in the end zone and the Carolina offense produced a 7-play, 80-yard scoring drive that ended with a Brandon LaFell touchdown catch to give the Panthers a 21-10 advantage with 6:06 remaining in the fourth quarter. After a Tampa Bay field goal, the Panthers' offense took over with 4:03 left in regulation and picked up two first downs before being forced to punt. The offense never got another chance to take the field as the Buccaneers rallied for the overtime win. Tampa Bay got the ball back in their own 20-yard line with 1:02 remaining and no timeouts. Six plays later, Freeman fired a pass to the end zone for wide receiver Vincent Jackson who snatched the ball in the back of the end zone for a 24-yard score with 12 seconds left. Freeman then connected with Jackson on a quick slant for the game-tying two-point conversion. Tampa Bay won the overtime coin toss, and Martin quickly led the Buccaneers into Carolina territory with 38 rushing yards on the first two plays. Freeman's 4-yard completion to Jackson on third-and-1 gave Tampa Bay a first down at the Panthers' 15-yard line. On the next play, Dallas Clark caught the game-winning 15-yard touchdown pass.

FINAL INDIVIDUAL AND TEAM STATISTICS

Tampa Bay Buccaneers											Carolina Panthers															
RUSHING	ATT	YDS	AVG	LG	TD							RUSHING	ATT	YDS	AVG	LG	TD									
D. Martin	24	138	5.8	27	0							J. Stewart	15	43	2.9	11	1									
J. Freeman	5	27	5.4	13	0							C. Newton	11	40	3.6	16	0									
D. Ware	1	2	2.0	2	0							D. Williams	7	18	2.6	5	0									
												H. Nakamura	1	-4	-4.0	-4	0									
Total	30	167	5.6	27	0							Total	34	97	2.9	16	1									
PASSING	ATT	CMP	YDS	SK/YD	TD	LG	IN	Rtg.								PASSING	ATT	CMP	YDS	SK/YD	TD	LG	IN	Rtg.		
J. Freeman	46	25	248	1/12	3	24t	2	73.5								C. Newton	29	16	252	2/18	1	32	0	95.8		
Total	46	25	248	1/12	3	24t	2	73.5								Total	29	16	252	2/18	1	32	0	95.8		
PASS RECEIVING			NO	YDS	AVG	LG	TD							PASS RECEIVING			NO	YDS	AVG	LG	TD					
D. Clark		7	58	8.3	15t	1	1							B. LaFell		5	93	18.6	29t	1						
V. Jackson		6	94	15.7	24t	1	1							S. Smith		5	61	12.2	17	0						
D. Martin		4	23	5.8	10	0	0							G. Olsen		2	42	21.0	32	0						
M. Williams		3	29	9.7	13	0	0							M. Tolbert		2	14	7.0	10	0						
D. Ware		3	23	7.7	15	0	0							J. Stewart		1	30	30.0	30	0						
T. Underwood		1	18	18.0	18	0	0							L. Murphy		1	12	12.0	12	0						
N. Byham		1	3	3.0	3t	1	1																			
Total		25	248	9.9	24	3	3							Total		16	252	15.8	32	1						
INTERCEPTIONS			NO	YDS	AVG	LG	TD							INTERCEPTIONS			NO	YDS	AVG	LG	TD					
														C. Munnerlyn		1	74	74.0	74t	1						
														H. Nakamura		1	18	18.0	18	0						
Total		0	0	0.0	0	0	0							Total		2	92	46.0	74t	1						
PUNTING		NO	YDS	AVG.	NET	TB	IN20	LG							PUNTING		NO	YDS	AVG.	NET	TB	IN20	LG			
M. Koenen		6	297	49.5	39.3	1	1	58							B. Nortman		6	274	45.7	39.8	1	1	55			
Total		6	297	49.5	39.3	1	1	58							Total		6	274	45.7	39.8	1	1	55			
PUNT RETURNS		NO	YDS	AVG	FC	LG	TD							PUNT RETURNS		NO	YDS	AVG	FC	LG	TD					
R. Parrish		2	15	7.5	1	9	0							J. Adams		2	27	13.5	1	16	0					
(DOWNED)		2	0	0.0	0	0	0							C. Munnerlyn		1	14	14.0	0	14	0					
(TOUCHBACK)		1	0	0.0	0	0	0							(DOWNED)		1	0	0.0	0	0	0					
Total		2	15	7.5	1	9	0							(TOUCHBACK)		1	0	0.0	0	0	0					
														Total		3	41	13.7	1	16	0					
KICKOFF RETURNS		NO	YDS	AVG	FC	LG	TD							KICKOFF RETURNS		NO	YDS	AVG	FC	LG	TD					
L. Lewis		1	33	33.0	0	33	0							A. Edwards		2	50	25.0	0	27	0					
(TOUCHBACK)		4	0	0.0	0	0	0							S. Fua		1	9	9.0	0	9	0					
														(TOUCHBACK)		2	0	0.0	0	0	0					
Total		1	33	33.0	0	33	0							Total		3	59	19.7	0	27	0					
FUMBLES	Fum	Own Rec.	Yds	TD	FF	Opp. Rec.	Yds	TD	Out Bnds							FUMBLES	Fum	Own Rec.	Yds	TD	FF	Opp. Rec.	Yds	TD	Out Bnds	
D. Martin	1	0	0	0	0	0	0	0	0							C. Munnerlyn	1	0	0	0	0	0	0	0	0	0
J. Cutrera	0	0	0	0	0	1	0	0	0							T. Davis	0	0	0	0	1	0	0	0	0	0
D. Watson	0	0	0	0	0	1	0	0	0							L. Kuechly	0	0	0	0	0	1	0	0	0	0
Total	1	0	0	0	0	1	1	0	0							Total	1	0	0	0	1	1	0	0	0	0

	BUCCANEERS	PANTHERS
TOTAL FIRST DOWNS	25	18
—By Rushing	9	7
—By Passing	12	10
—By Penalty	4	1
THIRD DOWN EFFICIENCY	7-18-39%	9-17-53%
FOURTH DOWN EFFICIENCY	1-2-50%	0-1-0%
TOTAL NET YARDS	403	331
—Total Offensive Plays (inc. times thrown passing)	77	65
—Average gain per offensive play	5.2	5.1
NET YARDS RUSHING	167	97
—Total Rushing Plays	30	34
—Average gain per rushing play	5.6	2.9
—Tackles for a loss-number and yards	0-0	10-21
NET YARDS PASSING	236	234
—Times thrown - yards lost attempting to pass	1-12	2-18
—Gross yards passing	248	252
PASS ATTEMPTS-COMPLETIONS-HAD INTERCEPTED	46-25-3	29-16-0
—Avg gain per pass play (inc. throw passing)	5.0	7.5
KICKOFFS Number-In End Zone-Touchbacks	5-4-2	5-5-4
PUNTS Number and Average	6-49.5	6-45.7
—Had Blocked	0	0
—Net Punting Average	39.3	39.8

	BUCCANEERS	PANTHERS
FGs - PATs Had Blocked	0-0	0-0
TOTAL RETURN YARDAGE (Not Including Kickoffs)	15	133
—No. and Yards Punt Returns	2-15	3-41
—No. and Yards Kickoff Returns	1-33	3-59
—No. and Yards Interception Returns	0-0	2-92
PENALTIES Number and Yards	6-50	11-91
FUMBLES Number and Lost	1-1	1-1
TOUCHDOWNS	3	3
—Rushing	0	1
—Passing	3	1
—Interceptions	0	1
EXTRA POINTS Made-Attempts	2-2	3-3
—Kicking Made-Attempts	1-1	3-3
—Passing Made-Attempts	1-1	0-0
FIELD GOALS Made-Attempts	2-2	0-1
RED ZONE EFFICIENCY	2-3-67%	1-2-50%
GOAL TO GO EFFICIENCY	1-1-100%	1-1-100%
SAFETIES	0	0
FINAL SCORE	27	21
TIME OF POSSESSION	32:30	31:50

ADMINISTRATION
& COACHES

VETERANS

ROOKIES

2012 IN REVIEW

RECORDS

TEAM HISTORY

REFERENCE

GAME 11 CAROLINA 30 – PHILADELPHIA 22

November 26, 2012
Lincoln Financial Field • Philadelphia, PA

Carolina quarterback Cam Newton accounted for four touchdowns and the Panthers defense forced three turnovers leading Carolina to a 30-22 victory over Philadelphia on Monday Night Football. On Carolina's first drive, tight end Gary Barnidge put the Panthers ahead with a 24-yard touchdown catch – the first of his five-year career. Following a Philadelphia three-and-out on the ensuing possession, Carolina needed just three plays and 43 seconds to find the end zone again. Newton hit wide receiver Brandon Lafell, who ran untouched for a 43-yard touchdown with 3:36 left in the opening quarter. Philadelphia kicker Alex Henery connected on a 41-yard field goal in the opening minute of the second quarter, cutting the Carolina lead to 14-6. After the Panthers were forced to punt, Bryce Brown ran for a 65-yard touchdown. The Eagles looked to tie the game with a two-point try, but quarterback Nick Foles' pass was incomplete. Henery later gave Philadelphia a one-point advantage going into the half with a 45-yard field goal with 3:20 remaining in the second quarter. The Panthers received the ball to start the second half, and they took advantage. The Panthers marched 95 yards in 11 plays – highlighted by a 55-yard completion to wide receiver Louis Murphy – and Newton leapt across the goal line for a 1-yard touchdown on third-and-goal. Brown scored his second touchdown of the night moments later, but his second lost fumble late in the third quarter started a Panthers' late-game flurry. Carolina took over at the Philadelphia 45-yard line and newly-acquired kicker Graham Gano's 23-yard field goal gave the Panthers a 23-22 lead with 12:43 to go. The Eagles drove to the Carolina 40-yard line on the ensuing possession but failed to gain the single yard needed. The Panthers promptly converted the fourth down stop into points. Newton engineered a six-play, 60-yard drive that he culminated with his second rushing touchdown of the game – a 2-yard score on a sneak with just under five minutes left.

FINAL INDIVIDUAL and TEAM STATISTICS

Carolina Panthers										Philadelphia Eagles											
RUSHING		ATT	YDS	AVG	LG	TD					RUSHING		ATT	YDS	AVG	LG	TD				
C. Newton		14	52	3.7	14	2					B. Brown		19	178	9.4	65t	2				
J. Stewart		8	27	3.4	12	0					D. Lewis		5	24	4.8	11	0				
D. Williams		11	21	1.9	4	0					D. Jackson		1	2	2.0	2	0				
B. LaFell		1	6	6.0	6	0					N. Foles		1	0	0.0	0	0				
M. Tolbert		1	3	3.0	3	0															
Total		35	109	3.1	14	2					Total		26	204	7.8	65t	2				
PASSING		ATT	CMP	YDS	SK/YD	TD	LG	IN	Rtg.	PASSING		ATT	CMP	YDS	SK/YD	TD	LG	IN	Rtg.		
C. Newton		28	18	306	2/17	2	55	0	125.0	N. Foles		21	16	119	1/12	0	16	0	89.2		
Total		28	18	306	2/17	2	55	0	125.0	Total		21	16	119	1/12	0	16	0	89.2		
PASS RECEIVING		NO		YDS	AVG	LG	TD			PASS RECEIVING		NO		YDS	AVG	LG	TD				
S. Smith		4		60	15.0	31	0			J. Maclin		5		55	11.0	15	0				
G. Olsen		4		50	12.5	23	0			B. Brown		4		11	2.8	5	0				
B. LaFell		3		74	24.7	43t	1			B. Celek		2		19	9.5	16	0				
L. Murphy		2		65	32.5	55	0			D. Johnson		2		13	6.5	8	0				
M. Tolbert		2		24	12.0	13	0			D. Jackson		1		9	9.0	9	0				
J. Stewart		2		9	4.5	7	0			R. Cooper		1		7	7.0	7	0				
G. Barnidge		2		24	12.0	24t	1			S. Havili		1		5	5.0	5	0				
Total		18		306	17.0	55	2			Total		16		119	7.4	16	0				
INTERCEPTIONS		NO		YDS	AVG	LG	TD			INTERCEPTIONS		NO		YDS	AVG	LG	TD				
Total		0		0	0.0	0	0			Total		0		0	0.0	0	0				
PUNTING		NO	YDS	AVG.	NET	TB	IN20	LG	PUNTING		NO	YDS	AVG.	NET	TB	IN20	LG				
B. Nortman		5	188	37.6	31.2	0	0	44	P. McBriar		2	82	41.0	41.0	0	1	41				
Total		5	188	37.6	31.2	0	0	44	Total		2	82	41.0	41.0	0	1	41				
PUNT RETURNS		NO	YDS	AVG	FC	LG	TD	PUNT RETURNS		NO	YDS	AVG	FC	LG	TD						
J. Adams		0	0	0.0	2	0	0	D. Johnson		2	32	16.0	3	18	0						
Total		0	0	0.0	2	0	0	Total		2	32	16.0	3	18	0						
KICKOFF RETURNS		NO	YDS	AVG	FC	LG	TD	KICKOFF RETURNS		NO	YDS	AVG	FC	LG	TD						
A. Edwards		5	114	22.8	0	35	0	B. Boykin		4	110	27.5	0	44	0						
(TOUCHBACK)		1	0	0.0	0	0	0	(TOUCHBACK)		2	0	0.0	0	0	0						
Total		5	114	22.8	0	35	0	Total		4	110	27.5	0	44	0						
FUMBLES		Fum	Own Rec.	Yds	TD	FF	Opp. Rec.	Yds	TD	Out Bnds	FUMBLES		Fum	Own Rec.	Yds	TD	FF	Opp. Rec.	Yds	TD	Out Bnds
S. Fua		0	0	0	0	1	0	0	0	0	B. Brown		2	0	0	0	0	0	0	0	0
C. Johnson		0	0	0	0	1	0	0	0	0	N. Foles		1	1	-4	0	0	0	0	0	0
S. Martin		0	0	0	0	1	0	0	0	0	B. Boykin		1	0	0	0	0	0	0	0	0
G. Barnidge		0	0	0	0	0	1	0	0	0											
T. Davis		0	0	0	0	0	1	-2	0	0											
L. Kuechly		0	0	0	0	0	1	0	0	0											
Total		0	0	0	0	3	3	-2	0	0	Total		4	1	-4	0	0	0	0	0	0
PANTHERS										EAGLES											
TOTAL FIRST DOWNS										24 18											
--By Rushing										10 12											
--By Passing										12 4											
--By Penalty										2 2											
THIRD DOWN EFFICIENCY										61-50% 2-8-25%											
FOURTH DOWN EFFICIENCY										0-0-0% 0-1-0%											
TOTAL NET YARDS										398 311											
--Total Offensive Plays (inc. times thrown passing)										65 48											
--Average gain per offensive play										6.1 6.5											
NET YARDS RUSHING										109 204											
--Total Rushing Plays										35 26											
--Average gain per rushing play										3.1 7.8											
--Tackles for a loss-number and yards										5-16 2-6											
NET YARDS PASSING										289 107											
--Times thrown - yards lost attempting to pass										2-17 1-12											
--Gross yards passing										306 119											
PASS ATTEMPTS-COMPLETIONS-HAD INTERCEPTED										28-18-0 21-16-0											
--Avg gain per pass play (inc.# thrown passing)										9.6 4.9											
KICKOFFS Number-In End Zone-Touchbacks										6-5-2 6-5-1											
PUNTS Number and Average										5-37.6 2-41.0											
--Had Blocked										0 0											
--Net Punting Average										31.2 41.0											
FGs - PATs Had Blocked										0-0 0-0											
TOTAL RETURN YARDAGE (Not Including Kickoffs)										0 32											
--No. and Yards Punt Returns										0 2-32											
--No. and Yards Kickoff Returns										5-114 4-110											
--No. and Yards Interception Returns										0-0 0-0											
PENALTIES Number and Yards										6-101 5-30											
FUMBLES Number and Lost										0-0 4-3											
TOUCHDOWNS										4 2											
--Rushing										2 2											
--Passing										2 0											
EXTRA POINTS Made-Attempts										3-4 1-2											
--Kicking Made-Attempts										3-4 1-1											
--Passing Made-Attempts										0-0 0-1											
FIELD GOALS Made-Attempts										1-1 3-3											
RED ZONE EFFICIENCY										2-4-50% 1-2-50%											
GOAL TO GO EFFICIENCY										2-2-100% 1-1-100%											
SAFETIES										0 0											
FINAL SCORE										30 22											
TIME OF POSSESSION										35:12 24:48											

GAME 12 KANSAS CITY 27 – CAROLINA 21

December 2, 2012
Arrowhead Stadium • Kansas City, MO

Kansas City quarterback Brady Quinn completed 19-of-23 passes for 201 yards and two touchdowns leading the Chiefs to a 27-21 victory. Each offense started the game with a six-play scoring drive. Kansas City running back Peyton Hillis found the end zone on a 2-yard run, and Carolina quickly countered when quarterback Cam Newton connected with tight end Greg Olsen for a 47-yard touchdown. A 42-yard field goal from Ryan Succop gave the Chiefs a 10-7 lead, but the Panthers carried their momentum on offense into the second quarter. An 11-play drive was culminated by a 23-yard touchdown catch by Steve Smith in the left corner of the end zone. The Chiefs then proceeded to methodically drive fieldside, using all of the 7:25 that remained in the first half. After calling a timeout with two seconds left, Kansas City faced fourth-and-goal from the 1-yard line on the 13th play of the drive. Quinn executed a play-action fake and located tight end Tony Moeaki open in the back of the end zone to give the Chiefs a 17-14 advantage at the half. Carolina threatened to regain the lead on its opening possession of the third quarter, but a dropped pass on what would have been a big gain forced a punt. Kansas City responded with another meticulous scoring drive. The Chiefs moved 87 yards in 17 plays, converting two fourth-and-1 opportunities in the process. Wide receiver Jonathan Baldwin extended the lead to 24-14 with a 3-yard touchdown catch with 2:56 remaining in the third quarter. Wide receiver Louis Murphy cut into the lead with an 8-yard touchdown grab at the start of the fourth quarter, but that proved to be the only score the Panthers produced in the second half. Succop's 52-yard field goal gave the Chiefs a six-point lead with 4:54 remaining. Kansas City then took over on its own 30-yard line with 3:47 left and the Chiefs churned valuable time off the clock before a punt pinned the Panthers at their own 14-yard line with 30 seconds left. Smith hauled in a 53-yard catch at the Chiefs' 8-yard line but there was no time left.

FINAL INDIVIDUAL and TEAM STATISTICS

Carolina Panthers										Kansas City Chiefs									
RUSHING	ATT	YDS	AVG	LG	TD	RUSHING	ATT	YDS	AVG	LG	TD								
C. Newton	7	78	11.1	28	0	J. Charles	17	127	7.5	16	0								
D. Williams	12	67	5.6	13	0	P. Hillis	12	19	1.6	5	1								
M. Tolbert	2	15	7.5	9	0	B. Quinn	3	12	4.0	6	0								
J. Adams	1	5	5.0	5	0	D. McCluster	1	0	0.0	0	0								
Total	22	165	7.5	28	0	Total	43	158	3.7	16	1								
PASSING	ATT	CMP	YDS	SK/YD	TD	Lg	IN	Rtg.	PASSING	ATT	CMP	YDS	SK/YD	TD	Lg	IN	Rtg.		
C. Newton	27	15	232	2/12	3	53	0	121.2	B. Quinn	23	19	201	1/4	2	34	0	132.1		
Total	27	15	232	2/12	3	53	0	121.2	Total	23	19	201	1/4	2	34	0	132.1		
PASS RECEIVING	NO	YDS	AVG	LG	TD	PASS RECEIVING	NO	YDS	AVG	LG	TD								
S. Smith	5	120	24.0	53	1	D. Bowe	4	64	16.0	21	0								
M. Tolbert	3	24	8.0	15	0	T. Moeaki	4	54	13.5	25	1								
B. LaFell	2	14	7.0	10	0	J. Charles	4	11	2.8	6	0								
G. Olsen	1	47	47.0	47t	1	J. Baldwin	2	37	18.5	34	1								
A. Edwards	1	11	11.0	11	0	D. McCluster	2	16	8.0	12	0								
L. Murphy	1	8	8.0	8t	1	P. Hillis	1	9	9.0	9	0								
J. Adams	1	7	7.0	7	0	C. Gray	1	6	6.0	6	0								
D. Williams	1	1	1.0	1	0	J. Newsome	1	4	4.0	4	0								
Total	15	232	15.5	53	3	Total	19	201	10.6	34	2								
INTERCEPTIONS	NO	YDS	AVG	LG	TD	INTERCEPTIONS	NO	YDS	AVG	LG	TD								
Total	0	0	0.0	0	0	Total	0	0	0.0	0	0								
PUNTING	NO	YDS	AVG.	NET	TB	IN20	LG	PUNTING	NO	YDS	AVG.	NET	TB	IN20	LG				
B. Nortman	4	184	46.0	39.5	1	1	51	D. Colquitt	3	128	42.7	38.7	0	2	55				
Total	4	184	46.0	39.5	1	1	51	Total	3	128	42.7	38.7	0	2	55				
PUNT RETURNS	NO	YDS	AVG	FC	LG	TD	PUNT RETURNS	NO	YDS	AVG	FC	LG	TD						
J. Adams	1	12	12.0	1	12	0	D. McCluster	1	6	6.0	2	6	0						
[OUT OF BOUNDS]	1	0	0.0	0	0	0	[TOUCHBACK]	1	0	0.0	0	0	0						
Total	1	12	12.0	1	12	0	Total	2	6	6.0	2	6	0						
KICKOFF RETURNS	NO	YDS	AVG	FC	LG	TD	KICKOFF RETURNS	NO	YDS	AVG	FC	LG	TD						
A.Edwards	2	41	20.5	0	21	0	S. Draughn	1	31	31.0	0	31	0						
[TOUCHBACK]	3	0	0.0	0	0	0	[TOUCHBACK]	3	0	0.0	0	0	0						
Total	2	41	20.5	0	21	0	Total	1	31	31.0	0	31	0						
FUMBLES	Fum	Own Rec.	Yds	TD	FF	Opp. Rec.	Yds	TD	Out Bnds	FUMBLES	Fum	Own Rec.	Yds	TD	FF	Opp. Rec.	Yds	TD	Out Bnds
B. LaFell	1	0	0	0	0	0	0	0	1	C. Greenwood	0	0	0	0	1	0	0	0	0
Total	1	0	0	0	0	0	0	0	1	Total	0	0	0	0	1	0	0	0	0

	PANTHERS	CHIEFS		PANTHERS	CHIEFS
TOTAL FIRST DOWNS		19 23	FGs - PATs Had Blocked	0-0	0-0
--By Rushing		8 10	TOTAL RETURN YARDAGE (Not Including Kickoffs)	12	6
--By Passing		11 11	--No. and Yards punt Returns	1-12	1-6
--By Penalty		0 2	--No. and Yards Kickoff Returns	1-21	1-21
THIRD DOWN EFFICIENCY	6-10-60%	6-14-43%	--No. and Yards Interception Returns	0-0	0-0
FOURTH DOWN EFFICIENCY	0-0-0%	3-3-100%	PENALTIES Number and Yards	7-45	1-5
TOTAL NET YARDS	385	355	FUMBLES Number and Lost	1-0	0-0
--Total Offensive Plays (inc. times thrown passing)	51	67	TOUCHDOWNS	3	3
--Average gain per offensive play	7.5	5.3	--Rushing	0	1
NET YARDS RUSHING	165	158	--Passing	3	2
--Total Rushing Plays	22	43	EXTRA POINTS Made-Attempts	3-3	3-3
--Average gain per rushing play	7.5	3.7	--Kicking Made-Attempts	3-3	3-3
--Tackles for a loss-number and yards	1-1	4-9	FIELD GOALS Made-Attempts	0-0	2-2
NET YARDS PASSING	220	197	RED ZONE EFFICIENCY	1-1-100%	3-3-100%
--Times thrown - yards lost attempting to pass	2-12	1-4	GOAL TO GO EFFICIENCY	1-1-100%	2-2-100%
--Gross yards passing	232	201	SAFETIES	0	0
PASS ATTEMPTS-COMPLETIONS-HAD INTERCEPTED	27-15-0	23-19-0	FINAL SCORE	21	27
--Avg gain per pass play (inc.# thrown passing)	7.6	8.2	TIME OF POSSESSION	22:47	37:13
KICKOFFS Number-In End Zone-Touchbacks	4-4-3	5-4-3			
PUNTS Number and Average	4-46-0	3-42-7			
--Had Blocked	0	0			
--Net Punting Average	39.5	38.7			

2012 GAME SUMMARIES

GAME 13 CAROLINA 30 – ATLANTA 20

December 9, 2012

Bank of America Stadium • Charlotte, NC

Carolina quarterback Cam Newton threw for 287 yards and rushed for 116 yards leading the Panthers to a 30-20 win over Atlanta. Newton became the first player in NFL history with at least 250 passing yards, 100 rushing yards and a touchdown pass and a touchdown run in a game. After winning their first coin toss of the season, the Panthers received the ball and produced an 11-play, 77-yard scoring drive. Tight end Greg Olsen made a leaping, 25-yard catch in the back of the end zone to give Carolina an early 7-0 lead. The Panthers had three more first half possessions, all of which resulted in Graham Gano field goals. At halftime, Atlanta trailed 16-0 and had been limited to just 35 total yards. There were 58 offensive plays in the first half. Carolina had 45 of them, possessing the ball for 23:48. The Falcons were 0-for-3 on third downs, while the Panthers were 7-for-11. The Panthers continued where they left off in the third quarter. Atlanta's drive to open the second half stalled at midfield, and Carolina took over on its own 14-yard line. After fullback Mike Tolbert plowed forward for a conversion on third-and-1, Newton produced the game's longest play with a 72-yard touchdown run to extend the lead. The Falcons responded with touchdowns on their next two possessions. Wide receiver Roddy White made a 4-yard touchdown grab with 4:53 left in the third quarter, and Julio Jones scored on an 11-yard reception early in the fourth quarter. After Jones' touchdown, White failed to haul in the two-point try, and Carolina led 23-13. Atlanta forced a punt and drove to midfield, but the drive ended when Davis intercepted Matt Ryan's fourth-down pass for White. Four plays later, Williams turned a screen pass into a 53-yard touchdown. Atlanta running back Michael Turner added a touchdown in the final minute before the Panthers recovered an onside kick and closed the game.

FINAL INDIVIDUAL and TEAM STATISTICS

Atlanta Falcons										Carolina Panthers																								
RUSHING	ATT	YDS	AVG	LG	TD						RUSHING	ATT	YDS	AVG	LG	TD																		
Jz. Rodgers	4	21	5.3	6	0						C. Newton	9	116	12.9	72t	1																		
M. Turner	7	14	2.0	5	1						D. Williams	17	56	3.3	13	0																		
Total	11	35	3.2	6	1						Total	32	195	6.1	72t	1																		
PASSING	ATT	CMP	YDS	SK/YD	TD	LG	IN	Rtg.						PASSING	ATT	CMP	YDS	SK/YD	TD	LG	IN	Rtg.												
M. Ryan	49	34	342	2/15	2	21	1	94.1						C. Newton	35	23	287	1/7	2	53t	0	110.1												
Total	49	34	342	2/15	2	21	1	94.1						Total	35	23	287	1/7	2	53t	0	110.1												
PASS RECEIVING	NO	YDS	AVG	LG	TD						PASS RECEIVING	NO	YDS	AVG	LG	TD																		
R. White	9	117	13.0	18	1						S. Smith	7	109	15.6	22	0																		
T. Gonzalez	8	61	7.6	16	0						L. Murphy	5	36	7.2	16	0																		
Jz. Rodgers	6	43	7.2	9	0						G. Olsen	4	55	13.8	25t	1																		
J. Jones	5	66	13.2	21	1						M. Tolbert	3	18	6.0	8	0																		
H. Douglas	2	28	14.0	19	0						D. Williams	2	56	28.0	53t	1																		
C. Coffman	1	12	12.0	12	0						A. Edwards	1	7	7.0	7	0																		
DJ. Davis	1	6	6.0	6	0						G. Barnidge	1	6	6.0	6	0																		
J. Snelling	1	5	5.0	5	0																													
M. Palmer	1	4	4.0	4	0						Total	23	287	12.5	53t	2																		
Total	34	342	10.1	21	2																													
INTERCEPTIONS	NO	YDS	AVG	LG	TD						INTERCEPTIONS	NO	YDS	AVG	LG	TD																		
Total	0	0	0.0	0	0						T. Davis	1	0	0.0	0	0																		
Total	0	0	0.0	0	0						Total	1	0	0.0	0	0																		
PUNTING	NO	YDS	AVG.	NET	TB	IN20	LG						PUNTING	NO	YDS	AVG.	NET	TB	IN20	LG														
M. Boshier	4	168	42.0	42.0	0	1	52						B. Nortman	2	88	44.0	34.0	1	1	58														
Total	4	168	42.0	42.0	0	1	52						Total	2	88	44.0	34.0	1	1	58														
PUNT RETURNS	NO	YDS	AVG	FC	LG	TD						PUNT RETURNS	NO	YDS	AVG	FC	LG	TD																
D. Franks	0	0	0.0	1	0	0						J. Adams	0	0	0.0	2	0	0																
[TOUCHBACK]	1	0	0.0	0	0	0						[OUT OF BOUNDS]	2	0	0.0	0	0	0																
Total	0	0	0.0	1	0	0						Total	0	0	0.0	2	0	0																
KICKOFF RETURNS	NO	YDS	AVG	FC	LG	TD						KICKOFF RETURNS	NO	YDS	AVG	FC	LG	TD																
Jz. Rodgers	2	42	21.0	0	21	0						A. Smith	3	54	18.0	0	26	0																
J. Snelling	1	7	7.0	0	7	0																												
[TOUCHBACK]	3	0	0.0	0	0	0						Total	3	54	18.0	0	26	0																
Total	3	49	16.3	0	21	0																												
FUMBLES	Own	Fum	Rec.	Yds	TD	FF	Opp.	Yds	TD	Out	FUMBLES	Own	Fum	Rec.	Yds	TD	FF	Opp.	Yds	TD	Out													
C. Owens	0	0	0	0	0	1	0	0	0	0	L. Murphy	1	0	0	0	0	0	0	0	0	1													
Total	0	0	0	0	0	1	0	0	0	0	Total	1	0	0	0	0	1	0	0	0	1													
FALCONS											PANTHERS																							
TOTAL FIRST DOWNS											25	0-0											0-0											
--By Rushing											2	0											0											
--By Passing											22	0-0											0-0											
--By Penalty											1	3-49											3-54											
THIRD DOWN EFFICIENCY											2-8-25%	0-0											1-0											
FOURTH DOWN EFFICIENCY											1-2-50%	0-0											1-10											
TOTAL NET YARDS											362	3-15											3-10											
--Total Offensive Plays (inc. times thrown passing)											62	0-0											1-0											
--Average gain per offensive play											5.8	TOUCHDOWNS											3	3										
NET YARDS RUSHING											35	--Rushing											1	1										
--Total Rushing Plays											11	--Passing											2	2										
--Average gain per rushing play											3.2	EXTRA POINTS Made-Attempts											2-3	3-3										
--Tackles for a loss-number and yards											0-0	--Kicking Made-Attempts											2-2	3-3										
NET YARDS PASSING											327	--Passing Made-Attempts											0-1	0-0										
--Times thrown - yards lost attempting to pass											2-15	FIELD GOALS Made-Attempts											0-0	3-3										
--Gross yards passing											342	RED ZONE EFFICIENCY											3-3-100%	0-2-0%										
PASS ATTEMPTS-COMPLETIONS-HAD INTERCEPTED											49-34-1	GOAL TO GO EFFICIENCY											2-2-100%	0-1-10%										
--Avg gain per pass play (inc.# thrown passing)											6.4	SAFETIES											0	0										
KICKOFFS Number-In End Zone-Touchbacks											4-2-0	FINAL SCORE											30	30										
PUNTS Number and Average											4-42.0	TIME OF POSSESSION											24:13	35:47										
--Had Blocked											0																							
--Net Punting Average											42.0																							

GAME 14 CAROLINA 31 – SAN DIEGO 7

Fullback Mike Tolbert rushed for 40 yards on two touchdowns and quarterback Cam Newton passed for 231 yards and two scores leading Carolina to a 31-7 victory at San Diego. Carolina opened the game with a 13-play, 80-yard scoring drive. Newton's 1-yard run on fourth-and-1 from the San Diego 2-yard line kept the drive alive, and on the next play Tolbert leaped over the defensive front for the score. On the ensuing San Diego possession, defensive tackle Nate Chandler recovered a fumble on the San Diego 21-yard line. Four plays later, Tolbert ran into the end zone for his second 1-yard score, doubling the Panthers' lead. After the Carolina defense forced a three-and-out, the Panthers made it three-for-three on touchdown drives in the first quarter. Newton took a handoff to DeAngelo Williams before targeting the running back on a screen pass left. Chargers linebacker Jarret Johnson tipped the ball, but Williams still managed to haul it in. Williams turned upfield along the left sideline for a 45-yard touchdown. The score remained 21-0 until late in the second quarter, when Carolina regained possession with 1:35 left in the half. Newton quickly connected with wide receiver Steve Smith for an 18-yard gain, and Smith toe-tapped the sideline for a 12-yard reception on third down three plays later. A 26-yard completion to tight end Greg Olsen placed the ball on the Chargers' 5-yard line, while the Panthers settled for a 33-yard field goal in the final seconds from Graham Gano. San Diego opened the second half with a three-and-out and after Joe Adams fair caught a punt at the Carolina 44, the Panthers converted a short field into another touchdown drive. Williams ran five times for 32 yards before Newton rolled right and hit Smith for a 4-yard touchdown at 8:56 of the third quarter. The Chargers were held scoreless until the opening minute of the fourth quarter, when tight end Antonio Gates recorded a 9-yard touchdown reception. But those were the only points Carolina allowed.

Carolina Panthers											San Diego Chargers																																		
RUSHING						ATT					YDS					AVG					LG					TD																			
D. Williams						22					93					4.2					12					0																			
M. Tolbert						9					40					4.4					13					2																			
S. Smith						1					15					15.0					15					0																			
C. Newton						4					7					1.8					3					0																			
A. Smith						3					0					0.0					3					0																			
Total						39					155					4.0					15					2																			
PASSING						ATT					YDS					SK/YD					TD					LG					Rtg.														
C. Newton						33					19					231					2/14					2					45t					0					99.4				
Total						33					19					231					2/14					2					45t					0					99.4				
PASS RECEIVING						NO					YDS					AVG					LG					TD																			
S. Smith						6					57					9.5					18					1																			
G. Olsen						5					56					11.2					26					0																			
D. Williams						2					51					25.5					45t					1																			
M. Tolbert						2					24					12.0					13					0																			
L. Murphy						2					18					9.0					11					0																			
G. Barnidge						1					20					20.0					20					0																			
B. Hartsock						1					5					5.0					5					0																			
Total						19					231					12.2					45t					2																			
INTERCEPTIONS						NO					YDS					AVG					LG					TD																			
Total						0					0					0.0					0					0																			
PUNTING						NO					YDS					AVG.					NET					TB					IN20					LG									
B. Nortman						4					158					39.5					28.8					1					1					44									
Total						4					158					39.5					28.8					1					1					44									
PUNT RETURNS						NO					YDS					AVG					FC					LG					TD														
J. Adams						2					32					16.0					3					16					0														
(TOUCHBACK)						1					0					0.0					0					0					0														
Total						2					32					16.0					3					16					0														
KICKOFF RETURNS						NO					YDS					AVG					FC					LG					TD														
M. Tolbert						1					26					26.0					0					26					0														
A. Smith						1					26					26.0					0					26					0														
Total						2					52					26.0					0					26					0														
FUMBLES						Fum					Own Rec.					Yds					TD					Out Bnds																			
C. Newton						1					1					-4					0					0					0														
D. Williams						1					0					0					0					0					0														
TEAM						0					0					0					1					0					0														
M. Addison						0					0					0					1					0					0														
G. Hardy						0					0					0					1					0					0														
C. Johnson						0					0					0					1					0					0														
F. Alexander						0					0					0					0					1					0														
N. Chandler						0					0					0					0					1					0														
Total						2					1					-4					0					4					2					0									
FUMBLES						Fum					Own Rec.					Yds					TD					Out Bnds																			
P. Rivers						4					1					0					0					0					0														
C. Brinkley						0					1					0					0					0					0														
A. Cason						0					0					0					1					0					0														
L. English						0					0					0					0					1					0														
Total						4					2					0					0					1					1					0									
PANTHERS											CHARGERS																																		
TOTAL FIRST DOWNS											29											12																							
--By Rushing											13											4																							
--By Passing											12											6																							
--By Penalty											4											2																							
THIRD DOWN EFFICIENCY											7-14-50%											3-9-33%																							
FOURTH DOWN EFFICIENCY											1-1-100%											0-0-0%																							
TOTAL NET YARDS											372											164																							
--Total Offensive Plays (inc. times thrown passing)											74											45																							
--Average gain per offensive play											5.0											3.6																							
NET YARDS RUSHING											155											70																							
--Total Rushing Plays											39											16																							
--Average gain per rushing play											4.0											4.4																							
--Tackles for a loss-number and yards											2-3											1-3																							
NET YARDS PASSING											217											94																							
--Times thrown - yards lost attempting to pass											2-14											6-27																							
--Gross yards passing											231																																		

2012 GAME SUMMARIES

GAME 15 CAROLINA 17 – OAKLAND 6

December 23, 2012
Bank of America Stadium • Charlotte, NC

Wide receiver Steve Smith caught four passes for 45 yards and one touchdown and quarterback Cam Newton passed for 170 yards and one score leading Carolina to a 17-6 win over Oakland. Smith's 23-yard touchdown catch in the first quarter proved to be the winning score, thanks to a swarming defensive effort that limited the Raiders to just two field goals and 189 total yards. Shortly after Smith's score with 3:12 left in the first quarter, Panthers defensive end Greg Hardy hit Raiders quarterback Carson Palmer as he threw on third-and-1 from the Oakland 29-yard line. Palmer suffered a rib injury on the play and did not return, giving way to backup Matt Leinart. Leinart engineered an 11-play, 73-yard scoring drive in the second quarter that led to a 21-yard field goal from Sebastian Janikowski. Graham Gano tried to counter that score with a 48-yard attempt on the ensuing Carolina possession, but his kick sailed wide right with 1:41 remaining in the first half. The Raiders took over with two timeouts, but three plays later linebacker Luke Kuechly intercepted. A 22-yard screen pass to running back DeAngelo Williams set the Panthers on first-and-goal from the seven-yard line. On third-and-goal with 24 seconds to go in the half, Newton scrambled away from pressure for a three-yard touchdown run to give Carolina a 14-3 lead at halftime. Newton's streak of 176 passes without an interception – a franchise record – was broken on the final play of the third quarter. Linebacker Miles Burris picked off a deflected pass intended for Smith, giving Oakland the ball at the Carolina 18-yard line to start the fourth quarter. The Panthers defense held and Oakland settled for a 31-yard Janikowski field goal with 13:18 remaining in the fourth quarter. Trailing 14-6, the Raiders made a late push for the game-tying score with just over five minutes left, but on fourth-and-4 from the Carolina 24-yard line, Hardy broke up a swing pass intended for McFadden. A 19-yard run from Newton, followed by a 20-yard completion to tight end Greg Olsen, put the Panthers in field goal range where Gano converted a 51-yard field goal to give Carolina a two score advantage with 2:46 to go.

FINAL INDIVIDUAL AND TEAM STATISTICS

Oakland Raiders												Carolina Panthers																																																											
RUSHING						RUSHING						RUSHING																																																											
	ATT	YDS	AVG	LG	TD		ATT	YDS	AVG	LG	TD		ATT	YDS	AVG	LG	TD																																																						
D. McFadden	17	33	1.9	13	0	C. Newton	12	60	5.0	29	1	C. Newton	12	60	5.0	29	1																																																						
M. Goodson	4	12	3.0	7	0	M. Tolbert	5	28	5.6	8	0	M. Tolbert	5	28	5.6	8	0																																																						
T. Pryor	1	2	2.0	2	0	D. Williams	10	19	1.9	14	0	D. Williams	10	19	1.9	14	0																																																						
						J. Adams	1	5	5.0	5	0	J. Adams	1	5	5.0	5	0																																																						
Total	22	47	2.1	13	0	Total	28	112	4.0	29	1	Total	28	112	4.0	29	1																																																						
PASSING									PASSING									PASSING																																																					
	ATT	CMP	YDS	SK/YD	TD	LG	IN	Rtg.		ATT	CMP	YDS	SK/YD	TD	LG	IN	Rtg.		ATT	CMP	YDS	SK/YD	TD	LG	IN	Rtg.																																													
M. Leinart	32	16	115	1/9	0	20	1	45.7	C. Newton	29	18	170	2/11	1	23t	1	75.4	C. Newton	29	18	170	2/11	1	23t	1	75.4																																													
C. Palmer	3	3	31	0/0	0	22	0	109.7																																																															
T. Pryor	1	1	5	0/0	0	5	0	87.5	Total	29	18	170	2/11	1	23t	1	75.4	Total	29	18	170	2/11	1	23t	1	75.4																																													
Total	36	20	151	1/9	0	22	1	54.3																																																															
PASS RECEIVING									PASS RECEIVING									PASS RECEIVING																																																					
	NO	YDS	AVG	LG	TD		NO	YDS	AVG	LG	TD		NO	YDS	AVG	LG	TD		NO	YDS	AVG	LG	TD		NO	YDS	AVG	LG	TD																																										
M. Reece	4	18	4.5	19	0	G. Olsen	6	53	8.8	20	0	G. Olsen	6	53	8.8	20	0	G. Olsen	6	53	8.8	20	0	G. Olsen	6	53	8.8	20	0																																										
D. McFadden	3	15	5.0	11	0	B. LaFell	5	38	7.6	14	0	B. LaFell	5	38	7.6	14	0	B. LaFell	5	38	7.6	14	0	B. LaFell	5	38	7.6	14	0																																										
D. Moore	3	12	4.0	7	0	S. Smith	4	45	11.3	23t	1	S. Smith	4	45	11.3	23t	1	S. Smith	4	45	11.3	23t	1	S. Smith	4	45	11.3	23t	1																																										
B. Myers	3	10	3.3	7	0	D. Williams	2	29	14.5	22	0	D. Williams	2	29	14.5	22	0	D. Williams	2	29	14.5	22	0	D. Williams	2	29	14.5	22	0																																										
D. Heyward-Bey	2	31	15.5	20	0	L. Murphy	1	5	5.0	5	0	L. Murphy	1	5	5.0	5	0	L. Murphy	1	5	5.0	5	0	L. Murphy	1	5	5.0	5	0																																										
R. Streater	2	16	8.0	12	0	Total	18	170	9.4	23t	1	Total	18	170	9.4	23t	1	Total	18	170	9.4	23t	1	Total	18	170	9.4	23t	1																																										
T. Pryor	1	22	22.0	22	0																																																																		
D. Hagan	1	19	19.0	19	0																																																																		
M. Goodson	1	8	8.0	8	0																																																																		
Total	20	151	7.6	22	0																																																																		
INTERCEPTIONS									INTERCEPTIONS									INTERCEPTIONS																																																					
	NO	YDS	AVG	LG	TD		NO	YDS	AVG	LG	TD		NO	YDS	AVG	LG	TD		NO	YDS	AVG	LG	TD		NO	YDS	AVG	LG	TD																																										
M. Burris	1	7	7.0	7	0	L. Kuechly	1	25	25.0	25	0	L. Kuechly	1	25	25.0	25	0	L. Kuechly	1	25	25.0	25	0	L. Kuechly	1	25	25.0	25	0																																										
Total	1	7	7.0	7	0	Total	1	25	25.0	25	0	Total	1	25	25.0	25	0	Total	1	25	25.0	25	0	Total	1	25	25.0	25	0																																										
PUNTING									PUNTING									PUNTING																																																					
	NO	YDS	AVG.	NET	TB	IN20	LG		NO	YDS	AVG.	NET	TB	IN20	LG		NO	YDS	AVG.	NET	TB	IN20	LG		NO	YDS	AVG.	NET	TB	IN20	LG																																								
S. Lechler	5	219	43.8	41.0	0	4	61	B. Norton	4	195	48.8	48.3	0	1	55	S. Lechler	5	219	43.8	41.0	0	4	61	B. Norton	4	195	48.8	48.3	0	1	55																																								
Total	4	219	43.8	41.0	0	4	61	Total	4	195	48.8	48.3	0	1	55	Total	4	219	43.8	41.0	0	4	61	Total	4	195	48.8	48.3	0	1	55																																								
PUNT RETURNS									PUNT RETURNS									PUNT RETURNS																																																					
	NO	YDS	AVG	FC	LG	TD		NO	YDS	AVG	FC	LG	TD		NO	YDS	AVG	FC	LG	TD		NO	YDS	AVG	FC	LG	TD		NO	YDS	AVG	FC	LG	TD																																					
P. Adams	2	0	0.0	0	3	0	J. Adams	1	14	14.0	2	14	0	J. Adams	1	14	14.0	2	14	0	J. Adams	1	14	14.0	2	14	0	J. Adams	1	14	14.0	2	14	0																																					
D. Moore	2	0	0.0	0	0	0	A. Edwards	0	0	0.0	1	0	0	A. Edwards	0	0	0.0	1	0	0	A. Edwards	0	0	0.0	1	0	0	A. Edwards	0	0	0.0	1	0	0																																					
M. Mitchell	0	2	0.0	0	2	0	[OUT OF BOUNDS]	1	0	0.0	0	0	0	[OUT OF BOUNDS]	1	0	0.0	0	0	0	[OUT OF BOUNDS]	1	0	0.0	0	0	0	[OUT OF BOUNDS]	1	0	0.0	0	0	0																																					
Total	4	2	0.5	0	3	0	Total	1	14	14.0	3	14	0	Total	1	14	14.0	3	14	0	Total	1	14	14.0	3	14	0	Total	1	14	14.0	3	14	0																																					
KICKOFF RETURNS									KICKOFF RETURNS									KICKOFF RETURNS																																																					
	NO	YDS	AVG	FC	LG	TD		NO	YDS	AVG	FC	LG	TD		NO	YDS	AVG	FC	LG	TD		NO	YDS	AVG	FC	LG	TD		NO	YDS	AVG	FC	LG	TD																																					
M. Goodson	1	26	26.0	0	26	0	A. Smith	1	26	26.0	0	26	0	A. Smith	1	26	26.0	0	26	0	A. Smith	1	26	26.0	0	26	0	A. Smith	1	26	26.0	0	26	0																																					
[TOUCHBACK]	3	0	0.0	0	0	0	[TOUCHBACK]	2	0	0.0	0	0	0	[TOUCHBACK]	2	0	0.0	0	0	0	[TOUCHBACK]	2	0	0.0	0	0	0	[TOUCHBACK]	2	0	0.0	0	0	0																																					
Total	1	26	26.0	0	26	0	Total	1	26	26.0	0	26	0	Total	1	26	26.0	0	26	0	Total	1	26	26.0	0	26	0	Total	1	26	26.0	0	26	0																																					
FUMBLES									FUMBLES									FUMBLES																																																					
	Fum	Own Rec.	Yds	TD	FF	Opp. Rec.	Yds	TD	Out Bnds		Fum	Own Rec.	Yds	TD	FF	Opp. Rec.	Yds	TD	Out Bnds		Fum	Own Rec.	Yds	TD	FF	Opp. Rec.	Yds	TD	Out Bnds		Fum	Own Rec.	Yds	TD	FF	Opp. Rec.	Yds	TD	Out Bnds																																
C. Chekwa	0	0	0	0	0	1	0	0	0	J. Adams	1	0	0	0	0	0	0	0	0	0	C. Chekwa	0	0	0	0	0	1	0	0	0	0	0	0	0	0	0	0	0	0																																
R. Gordon	0	0	0	0	0	1	0	0	0	Total	1	0	0	0	0	0	0	0	0	0	Total	1	0	0	0	0	0	0	0	0	0	0	0	0	0	0	0	0	0																																
Total	0	0	0	0	0	1	1	0	0	Total	1	0	0	0	0	0	0	0	0	0	Total	1	0	0	0	0	0	0	0	0	0	0	0	0	0	0	0	0	0																																
RAIDERS												PANTHERS												RAIDERS												PANTHERS																																			
TOTAL FIRST DOWNS												12												16												FGs - PATs Had Blocked												0-0												0-0											
--By Rushing												1												5												TOTAL RETURN YARDAGE (Not Including Kickoffs)												9												39											
--By Passing												8												8												--No. and Yards Punt Returns												4-2												1-14											
--By Penalty												3												3												--No. and Yards Kickoff Returns												1-26												1-26											
THIRD DOWN EFFICIENCY												4-15-27%												6-15-40%												--No. and Yards Interception Returns												1-7												1-25											
FOURTH DOWN EFFICIENCY												0-2-0%												0-0-0%												PENALTIES Number and Yards												6-70												10-97											
TOTAL NET YARDS												189												271												FUMBLES Number and Lost												0-0												1-1											
--Total Offensive Plays (inc. times thrown passing)												59												59												TOUCHDOWNS												0												2											
--Average gain per offensive play												3.2												4.6												--Rushing												0												1											
NET YARDS RUSHING												47												112												--Passing												0												1											
--Total Rushing Plays												22												28												EXTRA POINTS Made-Attempts												0-0												2-2											
--Average gain per rushing play												2.1												4.0												--Kicking Made-Attempts												0-0												2-2											
--Tackles for a loss-number and yards												3-8												7-11												FIELD GOALS Made-Attempts												2-2												2-2											
NET YARDS PASSING												142												159												RED ZONE EFFICIENCY												0-2-0%												1-2-50%											
--Gross yards - yards lost attempting to pass												1-9												2-11												GOAL TO GO EFFICIENCY												0-1-0%												1-1-100%											
--Gross yards passing												151												170												SAFETIES												0												0											
PASS ATTEMPTS-COMPLETIONS-HAD INTERCEPTED												36-20-1												29-18-1												FINAL SCORE												6												17											
--Avg gain per pass play (inc. # thrown passing)												3.8												5.1												TIME OF POSSESSION												29:05												30:55											
KICKOFFS Number-In End Zone-Touchbacks												3-3-2												4-4-3																																															
PUNTS Number and Average												5-43.8												4-48.8																																															
--Had Blocked												0												0																																															
--Net Punting Average												41.0												48.3																																															

	RAIDERS	PANTHERS
TOTAL FIRST DOWNS	12	16
--By Rushing	1	5
--By Passing	8	8
--By Penalty	3	3
THIRD DOWN EFFICIENCY	4-15-27%	6-15-40%
FOURTH DOWN EFFICIENCY	0-2-0%	0-0-0%
TOTAL NET YARDS	189	271
--Total Offensive Plays (inc. times thrown passing)	59	59
--Average gain per offensive play	3.2	4.6
NET YARDS RUSHING	47	112
--Total Rushing Plays	22	28
--Average gain per rushing play	2.1	4.0
--Tackles for a loss-number and yards	3-8	7-11
NET YARDS PASSING	142	159
--Times thrown - yards lost attempting to pass	1-9	2-11
--Gross yards passing	151	170
PASS ATTEMPTS-COMPLETIONS-HAD INTERCEPTED	36-20-1	29-18-1
--Avg gain per pass play (inc. # thrown passing)	3.8	5.1
KICKOFFS Number-In End Zone-Touchbacks	3-3-2	4-4-3
PUNTS Number and Average	5-43.8	4-48.8
--Had Blocked	0	0
--Net Punting Average	41.0	48.3

	RAIDERS	PANTHERS
FGs - PATs Had Blocked	0-0	0-0
TOTAL RETURN YARDAGE (Not Including Kickoffs)	9	39
--No. and Yards Punt Returns	4-2	1-14
--No. and Yards Kickoff Returns	1-26	1-26
--No. and Yards Interception Returns	1-7	1-25
PENALTIES Number and Yards	6-70	10-97
FUMBLES Number and Lost	0-0	1-1
TOUCHDOWNS	0	2
--Rushing	0	1
--Passing	0	1
EXTRA POINTS Made-Attempts	0-0	2-2
--Kicking Made-Attempts	0-0	2-2
FIELD GOALS Made-Attempts	2-2	1-2
RED ZONE EFFICIENCY	0-2-0%	1-2-50%
GOAL TO GO EFFICIENCY	0-1-0%	1-1-100%
SAFETIES	0	0
FINAL SCORE	6	17
TIME OF POSSESSION	29:05	30:55

2012 GAME SUMMARIES

GAME 16 CAROLINA 44 – NEW ORLEANS 38

December 30, 2012
Mercedes-Benz Superdome • New Orleans, LA

DeAngelo Williams rushed for a team-record 210 yards and Mike Tolbert scored three touchdowns leading Carolina to a 44-38 victory over New Orleans. Carolina built an early 10-point lead after a 1-yard touchdown run from Tolbert and a Graham Gano 20-yard field goal. New Orleans took the lead in the second quarter when linebacker Jonathan Vilma intercepted a pass and returned it for an 18-yard touchdown. Trailing 24-13 in the third quarter, quarterback Cam Newton connected with wide receiver Louis Murphy down the right sideline for a 34-yard gain. On the next play, Williams broke free for a 54-yard touchdown run. After both teams punted, the Saints took over on their 20. Two plays later, safety Charles Godfrey intercepted Drew Brees' pass for wide receiver Lance Moore at the New Orleans' 36-yard line. After a 31-yard pass from Newton to Steve Smith and a 4-yard run from Williams, Tolbert plowed into the end zone for his second 1-yard touchdown, giving the Panthers a 27-24 lead with 2:29 left in the third quarter. Early in the fourth quarter, backup quarterback Derek Anderson was called into action for the first time since Week Three. Newton's ankle twisted under McBride as he was brought to the ground. Anderson later converted a third-and-4 with a 12-yard completion to Brandon LaFell. Newton then returned for first down from the New Orleans 12-yard line and after he completed an 11-yard pass to LaFell, Tolbert recorded his third 1-yard score. The Carolina defense forced a three-and-out and Armani Edwards returned the punt 69 yards to the New Orleans 12-yard line. Williams ran for his second touchdown on the next play and the Panthers led 41-24 with 8:23 left in the game. Following Saints wide receiver Marques Colston's second touchdown, Jordan Senn recovered the onside kick for Carolina and moments later Gano converted a 42-yard field goal. Darren Sproles turned a screen pass into a 33-yard touchdown with 2:52 left, but the ensuing onside kick went out of bounds and Carolina ran off the remaining time.

FINAL INDIVIDUAL AND TEAM STATISTICS

Carolina Panthers											New Orleans Saints												
RUSHING	ATT	YDS	AVG	LG	TD	RUSHING	ATT	YDS	AVG	LG	TD												
D. Williams	21	210	10.0	65	2	M. Ingram	10	39	3.9	17	0												
C. Newton	7	34	4.9	16	0	C. Ivory	4	22	5.5	11	0												
M. Tolbert	10	25	2.5	5	3	D. Sproles	3	1	0.3	5	0												
B. LaFell	1	4	4.0	4	0	J. Morgan	1	1	1.0	1	0												
Total	39	273	7.0	65	5	Total	18	63	3.5	17	0												
PASSING	ATT	CMP	YDS	SK/YD	TD	LG	IN	Rtg.	PASSING	ATT	CMP	YDS	SK/YD	TD	LG	IN	Rtg.						
C. Newton	33	16	248	1/3	0	34	1	61.2	D. Brees	43	29	396	2/18	4	51	1	118.0						
D. Anderson	1	1	12	0/0	0	12	0	116.7	Total	43	29	396	2/18	4	51	1	118.0						
Total	34	17	260	1/3	0	34	1	63.4	Total	43	29	396	2/18	4	51	1	118.0						
PASS RECEIVING	NO	YDS	AVG	LG	TD	PASS RECEIVING	NO	YDS	AVG	LG	TD												
B. LaFell	5	62	12.4	19	0	J. Graham	9	115	12.8	27	1												
G. Olsen	4	43	10.8	16	0	D. Sproles	8	79	9.9	33t	1												
S. Smith	3	73	24.3	31	0	M. Colston	5	52	10.4	18	2												
L. Murphy	3	57	19.0	34	0	L. Moore	4	121	30.3	51	0												
M. Tolbert	1	22	22.0	22	0	D. Henderson	1	16	16.0	16	0												
D. Williams	1	3	3.0	3	0	J. Morgan	1	8	8.0	8	0												
						J. Collins	1	5	5.0	5	0												
Total	17	260	15.3	34	0	Total	29	396	13.7	51	4												
INTERCEPTIONS	NO	YDS	AVG	LG	TD	INTERCEPTIONS	NO	YDS	AVG	LG	TD												
C. Godfrey	1	0	0.0	0	0	J. Vilma	1	18	18.0	18t	1												
Total	1	0	0.0	0	0	Total	1	18	18.0	18t	1												
PUNTING	NO	YDS	AVG.	NET	TB	IN20	LG	PUNTING	NO	YDS	AVG.	NET	TB	IN20	LG								
B. Nortman	2	101	50.5	41.0	1	0	54	T. Morstead	6	276	46.0	29.8	1	2	61								
Total	2	101	50.5	41.0	1	0	54	Total	6	276	46.0	29.8	1	2	61								
PUNT RETURNS	NO	YDS	AVG	FC	LG	TD	PUNT RETURNS	NO	YDS	AVG	FC	LG	TD										
A. Edwards	2	77	38.5	1	69	0	D. Sproles	1	-1	-1.0	0	-1	0										
[DOWNED]	1	0	0.0	0	0	0	[TOUCHBACK]	1	0	0.0	0	0	0										
[OUT OF BOUNDS]	1	0	0.0	0	0	0																	
[TOUCHBACK]	1	0	0.0	0	0	0																	
Total	2	77	38.5	1	69	0	Total	1	-1	-1.0	0	-1	0										
KICKOFF RETURNS	NO	YDS	AVG	FC	LG	TD	KICKOFF RETURNS	NO	YDS	AVG	FC	LG	TD										
A. Smith	1	25	25.0	0	25	0	D. Sproles	3	66	22.0	0	27	0										
[OUT OF BOUNDS]	1	0	0.0	0	0	0	T. Cadet	1	29	29.0	0	29	0										
[TOUCHBACK]	3	0	0.0	0	0	0	[TOUCHBACK]	5	0	0.0	0	0	0										
Total	1	25	25.0	0	25	0	Total	4	95	23.8	0	29	0										
FUMBLES	Own	Rec.	Yds	TD	FF	Opp. Rec.	Yds	TD	Out	FUMBLES	Own	Rec.	Yds	TD	FF	Opp. Rec.	Yds	TD	Out				
Total	0	0	0	0	0	0	0	0	0	Total	0	0	0	0	0	0	0	0	0				
PANTHERS										SAINTS													
TOTAL FIRST DOWNS										28	22	FGs - PATs Had Blocked										0-0	0-0
--By Rushing										12	3	TOTAL RETURN YARDAGE (Not Including Kickoffs)										77	17
--By Passing										13	18	--No. and Yards Punt Returns										2-77	1-1
--By Penalty										3	1	--No. and Yards Kickoff Returns										1-25	4-95
THIRD DOWN EFFICIENCY										10-16-63%	4-12-33%	--No. and Yards Interception Returns										1-0	1-18
FOURTH DOWN EFFICIENCY										0-0-0%	2-2-100%	PENALTIES Number and Yards										4-36	5-55
TOTAL NET YARDS										530	441	FUMBLES Number and Lost										0-0	0-0
--Total Offensive Plays (inc. times thrown passing)										74	63	TOUCHDOWNS										5	5
--Average gain per offensive play										7.2	7.0	--Rushing										5	0
NET YARDS RUSHING										273	63	--Passing										5	0
--Total Rushing Plays										39	18	--Interceptions										0	1
--Tackles for a loss-number and yards										3-3	2-8	EXTRA POINTS Made-Attempts										5-5	5-5
NET YARDS PASSING										257	378	--Kicking Made-Attempts										5-5	5-5
--Times thrown - yards lost attempting to pass										1-3	2-18	FIELD GOALS Made-Attempts										3-4	1-1
--Gross yards passing										260	396	RED ZONE EFFICIENCY										4-7-57%	3-3-100%
PASS ATTEMPTS-COMPLETIONS-HAD INTERCEPTED										34-17-1	43-29-1	GOAL TO GO EFFICIENCY										3-5-60%	0-0-0%
--Avg gain per pass play (inc. # thrown passing)										7.3	8.4	SAFETIES										4	0
KICKOFFS Number-In End Zone-Touchbacks										9-9-5	6-3-3	FINAL SCORE										44	38
PUNTS Number and Average										2-50.5	6-46.0	TIME OF POSSESSION										33:55	26:05
--Had Blocked										0	0												
--Net Punting Average										41.0	29.8												

ADMINISTRATION
& COACHES

VETERANS

ROOKIES

2012 IN REVIEW

RECORDS

TEAM HISTORY

REFERENCE

2012 PRESEASON STATISTICS

WON 2 LOST 2

08/11	L	13-26	Houston	69,002
08/17	W	23-17	Miami	68,595
08/26	W	17-12	at New York Jets	79,088
08/30	L	16-17	at Pittsburgh	50,122

STATISTICS

CAR. OPP.

TOTAL FIRST DOWNS	76	76
Rushing.....	22	29
Passing.....	42	40
Penalty.....	12	7
3rd Down: Made/Att.....	17/49	24/63
3rd Down Pct.....	34.7	38.1
4th Down: Made/Att.....	0/0	3/4
4th Down Pct.....	0.0	75.0
POSSESSION AVG.	27:33	32:27
TOTAL NET YARDS	1162	1272
Avg. Per Game.....	290.5	318.0
TOTAL PLAYS	236	272
Avg. Per Play.....	4.9	4.7
NET YARDS RUSHING	423	481
Avg. Per Game.....	105.8	120.3
Total Rushes.....	103	119
NET YARDS PASSING	739	791
Avg. Per Game.....	184.8	197.8
Sacked/Yards Lost.....	12/70	12/62
Gross Yards.....	809	853
Att./Completions.....	121/63	141/79
Completion Pct.....	52.1	56.0
Had Intercepted.....	2	4
PUNTS/AVERAGE	21/44.6	21/45.0
Net Punting Avg.....	21/38.7	21/38.3
PENALTIES/YARDS	31/249	34/348
FUMBLES/BALL LOST	9/4	2/1
TOUCHDOWNS	7	6
Rushing.....	2	2
Passing.....	5	3
Returns.....	0	1

SCORE BY PERIODS

	1	2	3	4	OT	TOT
TEAM	23	23	7	16	0	69
OPPONENTS	23	16	16	17	0	72

FIELD GOALS

	1-19	20-29	30-39	40-49	50+	Totals
Medlock	0/0	0/0	1/1	3/3	0/2	4/6
Mare	0/0	0/0	2/2	1/1	0/0	3/3
TEAM	0/0	0/0	3/3	4/4	0/2	7/9
OPPONENTS	0/0	3/3	3/3	2/3	2/2	10/11

Medlock: (48G) (49G, 43G) () (31G, 56N, 50N)
Mare: (33G) (44G) (33G) ()
Team: (33G, 48G) (49G, 44G, 43G) (33G) (31G, 56N, 50N)
Opponents: (20G, 21G, 37G, 52G) (52G) (46G, 34G, 22G, 45N, 30G) (49G)

RUSHING

RUSHING	No	Yds	Avg	Long	TD
A. Smith	35	150	4.3	13	0
D. Williams	15	66	4.4	15	0
Poole	11	56	5.1	16	1
Newton	5	32	6.4	15	0
Stewart	13	32	2.5	7	1
Murphy	1	31	31.0	31	0
Vaughan	8	21	2.6	8	0
Tolbert	4	17	4.3	13	0
Rowells	5	8	1.6	9	0
J. Adams	1	4	4.0	4	0
Brockel	1	4	4.0	4	0
Pilares	1	3	3.0	3	0
D. Anderson	2	0	0.0	1	0
Clausen	1	-1	-1.0	-1	0
TEAM	103	423	4.1	31	2
OPPONENTS	119	481	4.0	20	2

RECEIVING

RECEIVING	No	Yds	Avg	Long	TD
Murphy	9	112	12.4	22	1
Pilares	7	82	11.7	32	0
Barnidge	6	101	16.8	43	1
A. Edwards	5	69	13.8	17	0
Finley	5	62	12.4	24	0
Olsen	5	62	12.4	27	0
Poole	4	37	9.3	13	0
LaFell	3	53	17.7	25	0
Vaughan	3	16	5.3	10	0
D. Williams	2	27	13.5	18	1
S. Smith	2	19	9.5	15	0
Ajiroututu	2	18	9.0	12	0
Stewart	2	14	7.0	13	0
Bryant	1	79	79.0	79t	1
Hartsock	1	18	18.0	18	0
A. Smith	1	17	17.0	17	0
Tolbert	1	14	14.0	14	0
Rowells	1	5	5.0	5	0
Green	1	3	3.0	3t	1
Brockel	1	2	2.0	2	0
D. Adams	1	-1	-1.0	-1	0
TEAM	63	809	12.8	79t	5
OPPONENTS	79	853	10.8	37t	3

PUNTING

PUNTING	No	Yds	Avg	Net TB	I20	Lg	B
Nortman	12	566	47.2	39.8	2	3	60
Harris	9	370	41.1	37.3	0	4	53
TEAM	21	936	44.6	38.7	2	7	60
OPPONENTS	21	945	45.0	38.3	1	4	63

PUNT RET.

PUNT RET.	Ret	FC	Yds	Avg	Long	TD
J. Adams	9	1	116	12.9	34	0
A. Edwards	3	3	5	1.7	3	0
TEAM	12	4	121	10.1	34	0
OPPONENTS	12	5	83	6.9	24	0

KICKOFF RET.

KICKOFF RET.	No	Yds	Avg	Long	TD
Pilares	7	146	20.9	32	0
J. Adams	4	95	23.8	30	0
Avila	2	48	24.0	32	0
A. Edwards	2	45	22.5	24	0
A. Smith	1	27	27.0	27	0
TEAM	16	361	22.6	32	0
OPPONENTS	11	391	35.5	90t	1

INTERCEPTIONS

INTERCEPTIONS	No	Yds	Avg	Long	TD
Munnerlyn	1	16	16.0	16	0
R. Smith	1	4	4.0	4	0
Phillips	1	2	2.0	2	0
Stanford	1	0	0.0	0	0
TEAM	4	22	5.5	16	0
OPPONENTS	2	21	10.5	22	0

SACKS

Player	TOTAL
Johnson	1.0
Martin	1.0
Onatolu	1.0
Alexander	2.5
Applewhite	1.0
Davis	1.0
TEAM	12.0
OPPONENTS	12.0

SCORING

TD	Ru	Pa	Rt	PAT	FG	2	S	PT
Medlock	0	0	0	0	4/4	4/6	0	16
Mare	0	0	0	0	2/2	3/3	0	11
Barnidge	1	0	1	0			0	6
Bryant	1	0	1	0			0	6
Green	1	0	1	0			0	6
Murphy	1	0	1	0			0	6
Poole	1	1	0	0			0	6
Stewart	1	1	0	0			0	6
D. Williams	1	0	1	0			0	6
TEAM	7	2	5	0	6/6	7/9	0	69
OPPONENTS	6	2	3	1	6/6	10/11	0	72

Yds/Att	Yds/Made	Yds/Miss	Long
46.17	42.75	53.00	49
36.67	36.67	---	44
43.00	40.14	53.00	49
37.09	36.30	45.00	52

PASSING

	Att	Cmp	Yds	Cmp%	Yd/Att	TD	TD%	Int	Int%	Lg	Sacks/Lost	Rate
D. Anderson	52	28	361	53.8	6.94	1	1.9	2	3.8	43	2/11	66.3
Clausen	37	19	252	51.4	6.81	2	5.4	0	0.0	79t	7/42	91.3
Newton	32	16	196	50.0	6.13	2	6.3	0	0.0	27	3/17	90.1
TEAM	121	63	809	52.1	6.69	5	4.1	2	1.7	79t	12/70	80.2
OPPONENTS	141	79	853	56.0	6.05	3	2.1	4	2.8	37t	12/62	69.3

ADMINISTRATION
& COACHES

VETERANS

ROOKIES

2012 IN REVIEW

RECORDS

TEAM HISTORY

REFERENCE



INDIVIDUAL RECORDS

SERVICE

Most Games Played

- 221 John Kasay, 1995-2010
- 167 Steve Smith, 2001-2012
- 155 Muhsin Muhammad, 1996-2004, 2008-2009

Most Games Started

- 151 Jordan Gross, 2003-2012
- 146 Steve Smith, 2001-2012
- 141 Muhsin Muhammad, 1996-2004, 2008-2009
- Mike Minter, 1997-2006

SCORING

POINTS

Most Points, Career

- 1,482 John Kasay, 1995-2010 [351 FG, 429 PAT]
- 430 Steve Smith, 2001-2012 [71 TD: 63-P, 2-R, 6-RET, 2PT: 2-P]
- 304 Muhsin Muhammad, 1996-2004, 2008-2009
- [50 TD: 49-P, 2PT: 2-P]

Most Points, Season

- 145 John Kasay, 1996 [37 FG, 34 PAT]
- 130 John Kasay, 2008 [28 FG, 46 PAT]
- 125 John Kasay, 2003 [32 FG, 29 PAT]

Most Points, Game

- 24 DeAngelo Williams at New York Giants 12/21/08 [4-R]
- 24 DeAngelo Williams at Green Bay 11/30/08 [4-R]
- 20 John Kasay, vs New Orleans 12/5/04 [6 FG, 2 PAT]

Most Consecutive Games, Scoring

- 100 John Kasay, 2004-2010
- 29 John Kasay, 1998-1999
- 21 John Kasay, 1996-1997

TOUCHDOWNS

Most Touchdowns, Career

- 71 Steve Smith, 2001-2012 [63-P, 6-RET, 2-R]
- 50 Muhsin Muhammad, 1996-2004, 2008-2009 [49-P]
- 49 DeAngelo Williams, 2006-2012 [43-R, 6-P]

Most Touchdowns, Season

- 20 DeAngelo Williams, 2008 [18-R, 2-P]
- 16 Muhsin Muhammad, 2004 [16-P]
- 14 Cam Newton, 2011 [14-R]

Most Touchdowns, Game

- 4 DeAngelo Williams at New York Giants 12/21/08 [4-R]
- DeAngelo Williams at Green Bay 11/30/08 [4-R]
- 3 12 times, most recently, Mike Tolbert, at New Orleans 12/30/12 [3-R]

Most Consecutive Games, Scoring Touchdown

- 8 DeAngelo Williams, 2008
- 6 Patrick Jeffers, 1999
- 5 3 times, most recently, Steve Smith, 2006

POINTS AFTER TOUCHDOWN (PATs)

Most PATs Attempted, Career

- 438 John Kasay, 1995-2010
- 45 Olindo Mare, 2011
- 23 Richie Cunningham, 1999-2000

Most PATs Attempted, Season

- 46 John Kasay, 2008
- 45 Olindo Mare, 2011
- 44 John Kasay, 2005

Most PATs Attempted, Game

- 6 Olindo Mare, vs Tampa Bay 12/24/11
- Shayne Graham, vs Cincinnati 12/8/02
- Richie Cunningham, vs New Orleans 1/2/00
- John Kasay, vs St. Louis 10/13/96

Most PATs, Career

- 429 John Kasay, 1995-2010
- 44 Olindo Mare, 2011
- 22 Richie Cunningham, 1999-2000

Most PATs, Season

- 46 John Kasay, 2008
- 44 Olindo Mare, 2011
- 43 John Kasay, 2005

Most PATs, Game

- 6 Olindo Mare, vs Tampa Bay 12/24/11
- Shayne Graham, vs Cincinnati 12/8/02
- Richie Cunningham, vs New Orleans 1/2/00
- John Kasay, vs St. Louis 10/13/96

Most Consecutive PATs

- 157 John Kasay, 2005-2009
- 69 John Kasay, 1998-1999, 2001
- 54 John Kasay, 1996-1997

Most PATs, Season (no misses)

- 46 John Kasay, 2008
- 33 John Kasay, 1999
- 28 John Kasay, 2006

Most PATs, Game (no misses)

- 6 Olindo Mare, vs Tampa Bay 12/24/11
- Shayne Graham, vs Cincinnati 12/8/02
- Richie Cunningham, vs New Orleans 1/2/00
- John Kasay, vs St. Louis 10/13/96

TWO-POINT CONVERSIONS

Most Two-Point Conversions, Career

- 2 Steve Smith, 2001-2012
- DeAngelo Williams, 2006-2012
- Muhsin Muhammad, 1996-2004; 2008-2009
- Kerry Collins, 1995-1998

Most Two-Point Conversions, Season

- 1 16 times, most recently, Greg Olsen & Steve Smith, 2011

Most Two-Point Conversions, Game

- 1 16 times, most recently, Steve Smith, at Detroit 11/20/11

FIELD GOALS

Most Field Goals Attempted, Career

- 424 John Kasay, 1995-2010
- 28 Olindo Mare, 2011
- Joe Nedney, 2000
- 18 Shayne Graham, 2002

Most Field Goals Attempted, Season

- 45 John Kasay, 1996
- 38 John Kasay, 2003
- 34 John Kasay, 2005

INDIVIDUAL RECORDS

Most Field Goals Attempted, Game

- 6 John Kasay, at New Orleans 12/5/04
- John Kasay, at San Francisco 11/8/98
- 5 12 times, most recently,
Justin Medlock, at Chicago 10/28/12

Most Field Goals, Career

- 351 John Kasay, 1995-2010
- 26 Joe Nedney, 2000
- 22 Olindo Mare, 2011

Most Field Goals, Season

- 37 John Kasay, 1996
- 32 John Kasay, 2003
- 28 John Kasay, 2008

Most Field Goals, Game

- 6 John Kasay, at New Orleans 12/5/04
- 5 3 times, most recently, Justin Medlock,
at Chicago 10/28/12

Most Field Goals, One Quarter

- 3 Graham Gano, vs Atlanta 12/9/12 [2nd]
- John Kasay, at San Diego 9/7/08 [2nd]
- Joe Nedney, vs St. Louis 12/3/00 [4th]
- John Kasay, at Atlanta 9/7/97 [4th]

Most Consecutive Games, Scoring Field Goals

- 19 John Kasay, 2007-2008
- 15 John Kasay, 1996-1997
- 13 John Kasay, 2005-2006

Most Consecutive Field Goals

- 21 John Kasay, 2008, 2003
- 18 Joe Nedney, 2000
- 16 John Kasay, 1999

Longest Field Goal

- 56 John Kasay, vs Green Bay 9/27/98
- 55 John Kasay, vs San Francisco 10/24/10
- 54 4 times, most recently,
John Kasay, vs Atlanta 09/10/06

Longest Field Goal, Attempted

- 65 John Kasay, vs Dallas 10/28/06 [S]
- 62 John Kasay, at Arizona 10/9/05 [WL]
- 60 John Kasay, vs New Orleans 1/2/05 [Blk]

Highest Field Goal Percentage, Career

(Minimum 25 attempts)

- 92.85 Joe Nedney, 2000 [28-26]
- 82.78 John Kasay, 1995-2010 [351-424]
- 78.57 Olindo Mare, 2011 [22-28]

Highest Field Goal Percentage, Season

(Minimum 1 attempt per game)

- 92.85 Joe Nedney, 2000 [28-26]
- 90.32 John Kasay, 2008 [31-28]
- 88.89 John Kasay, 2006 [27-24]

Most Field Goals, No Misses, Game

- 6 John Kasay, at New Orleans 12/5/04
- 5 3 times, most recently, Justin Medlock,
at Chicago 10/28/12

Most Field Goal Attempts, 50 or More Yards, Career

- 67 John Kasay, 1995-2010
- 4 Olindo Mare, 2011
- 2 Graham Gano, 2012
- Shayne Graham, 2002
- Joe Nedney, 2000

Most Field Goals, 50 or More Yards, Career

- 34 John Kasay, 1995-2010
- 2 Olindo Mare, 2011
- Shayne Graham, 2002
- Joe Nedney, 2000

Most Field Goals, 50 or More Yards, Season

- 4 John Kasay, 2006, 1998
- 3 6 times, most recently, John Kasay, 2010

Most Field Goals, 50 or More Yards, Game

- 2 John Kasay, at Tampa Bay 9/24/06 [51, 50]
- John Kasay, vs New England 9/18/05 [51, 52]
- John Kasay, at New Orleans 9/8/96 [51, 51]

RUSHING

RUSHING ATTEMPTS

Most Rushing Attempts, Career

- 1,169 DeAngelo Williams, 2006-2012
- 851 DeShaun Foster, 2002-2007
- 818 Jonathan Stewart, 2008-2012

Most Rushing Attempts, Season

- 318 Stephen Davis, 2003
- 300 Anthony Johnson, 1996
- 273 DeAngelo Williams, 2008

Most Rushing Attempts, Rookie, Season

- 184 Jonathan Stewart, 2008
- 182 Fred Lane, 1997
- 126 Cam Newton, 2011

Most Rushing Attempts, Game

- 36 Nick Goings, at New Orleans 12/5/04
- 35 Fred Lane, vs New Orleans 11/1/98
- 34 Fred Lane, vs Dallas 12/8/97

RUSHING YARDS

Most Rushing Yards, Career

- 5,784 DeAngelo Williams, 2006-2012
- 3,836 Jonathan Stewart, 2008-2012
- 3,336 DeShaun Foster, 2002-2007

Most Rushing Yards, Season

- 1,515 DeAngelo Williams, 2008
- 1,444 Stephen Davis, 2003
- 1,133 Jonathan Stewart, 2009

Most Rushing Yards, Rookie, Season

- 836 Jonathan Stewart, 2008
- 809 Fred Lane, 1997
- 706 Cam Newton, 2011

Most Rushing Yards, Game

- 210 DeAngelo Williams, at New Orleans 12/30/12
- 206 Jonathan Stewart, at New York Giants 12/27/09
- 186 DeAngelo Williams, vs. Tampa Bay 12/8/08

Most Games, 100 or More Rushing Yards, Career

- 17 DeAngelo Williams, 2006-2012
- 9 Jonathan Stewart, 2008-2012
- 7 DeShaun Foster, 2002-2007
- Stephen Davis, 2003-2005
- Tshimanga Biakabutuka, 1996-2001

INDIVIDUAL RECORDS

ADMINISTRATION
& COACHES

VETERANS

ROOKIES

2012 IN REVIEW

RECORDS

TEAM HISTORY

REFERENCE

Most Games, 100 or More Rushing Yards, Season

- 8 DeAngelo Williams, 2008
- 7 Stephen Davis, 2003
- 5 Jonathan Stewart, 2009
- Nick Goings, 2004
- Anthony Johnson, 1996

Most Consecutive Games, 100 or More Rushing Yards

- 4 DeAngelo Williams, 2008
- Nick Goings, 2004
- Stephen Davis, 2003
- 3 3 times, most recently, Jonathan Stewart, 2009

Longest Run From Scrimmage

- 77 DeAngelo Williams, at Arizona 11/1/09
- 75 DeAngelo Williams, at Arizona 10/14/07
- 74 DeAngelo Williams, vs Atlanta 12/11/11 [TD]

AVERAGE RUSHING GAIN

Highest Average Rushing Gain, Career (min 100 att)

- 5.72 Cam Newton, 2011-2012 [253-1,447]
- 4.95 DeAngelo Williams, 2006-2012 [1,169-5,784]
- 4.69 Jonathan Stewart, 2008-2012 [818-3,836]

Highest Average Rushing Gain, Season (min 100 att)

- 5.83 Cam Newton, 2012 [127-741]
- 5.60 Cam Newton, 2011 [126-706]
- 5.55 DeAngelo Williams, 2008 [273-1,515]

Highest Average Rushing Gain, Game (min 10 att)

- 12.10 DeAngelo Williams, at Arizona 10/14/07 [10-121]
- 11.83 Tshimanga Biakabutuka, at Washington 10/3/99 [12-142]
- 10.00 DeAngelo Williams, at New Orleans 12/30/12 [21-210]

RUSHING TOUCHDOWNS

Most Rushing Touchdowns, Career

- 43 DeAngelo Williams, 2006-2012
- 27 Jonathan Stewart, 2008-2012
- 22 Cam Newton, 2011-2012

Most Rushing Touchdowns, Season

- 18 DeAngelo Williams, 2008
- 14 Cam Newton, 2011
- 12 Stephen Davis, 2005

Most Rushing Touchdowns, Rookie, Season

- 14 Cam Newton, 2011
- 10 Jonathan Stewart, 2008
- 7 Fred Lane, 1997

Most Rushing Touchdowns, Game

- 4 DeAngelo Williams, at New York Giants 12/21/08
- DeAngelo Williams, at Green Bay 11/30/08
- 3 6 times, most recently, Mike Tolbert, at New Orleans 12/30/12

Most Consecutive Games Rushing For Touchdown

- 8 DeAngelo Williams, 2008
- 4 Cam Newton, 2011
- 3 10 times, most recently, Cam Newton, 2011

PASSING

PASS ATTEMPTS

Most Pass Attempts, Career

- 2,669 Jake Delhomme, 2003-2009
- 1,723 Steve Beuerlein, 1996-2000
- 1,340 Kerry Collins, 1995-1998

Most Pass Attempts, Season

- 571 Steve Beuerlein, 1999
- 540 Chris Weinke, 2001
- 533 2 times, most recently, Jake Delhomme, 2004

Most Pass Attempts, Rookie, Season

- 540 Chris Weinke, 2001
- 517 Cam Newton, 2011
- 433 Kerry Collins, 1995

Most Pass Attempts, Game

- 63 Chris Weinke, vs Arizona 12/30/01
- 61 Chris Weinke, vs New York Giants 12/10/06
- 53 Kerry Collins, vs Green Bay 9/27/98

COMPLETIONS

Most Completions, Career

- 1,580 Jake Delhomme, 2003-2009
- 1,041 Steve Beuerlein, 1996-2000
- 694 Kerry Collins, 1995-1998

Most Completions, Season

- 343 Steve Beuerlein, 1999
- 324 Steve Beuerlein, 2000
- 310 2 times, most recently, Cam Newton, 2011

Most Completions, Rookie, Season

- 310 Cam Newton, 2011
- 293 Chris Weinke, 2001
- 214 Kerry Collins, 1995

Most Completions, Game

- 36 Chris Weinke, vs Arizona 12/30/01
- 34 Chris Weinke, vs New York Giants 12/10/06
- 31 Jake Delhomme, vs Tennessee 10/19/03

Most Consecutive Passes Completed

- 15 Steve Beuerlein, at St. Louis 11/14/99 [9] and vs Philadelphia 11/7/99 [6]
- 14 Steve Beuerlein, at Dallas 10/11/98 [12] and vs St. Louis 12/20/97 [2]
- 13 2 times, most recently, Jake Delhomme, vs Detroit 12/21/03

COMPLETION PERCENTAGE

Highest Completion Percentage, Career (min 100 att)

- 60.41 Steve Beuerlein, 1996-2000 [1,723-1,041]
- 59.19 Jake Delhomme, 2003-2009 [2,669-1,580]
- 58.89 Cam Newton, 2011-2012 [1,002-590]

Highest Completion Percentage, Season (Qualifiers)

- 62.97 Steve Beuerlein, 1998 [343-216]
- 61.02 Jake Delhomme, 2006 [431-263]
- 60.78 Steve Beuerlein, 2000 [533-324]

Highest Completion Percentage, Rookie, Season

- 59.96 Cam Newton, 2011 [517-310]
- 56.75 Matt Moore, 2007 [111-63]
- 54.26 Chris Weinke, 2001 [540-293]

INDIVIDUAL RECORDS

Highest Completion Percentage, Game (min 20 att)

85.19 Jake Delhomme, at New Orleans 12/31/06 [27-23]

82.86 Jake Delhomme, vs Detroit 12/21/03 [35-29]

80.77 Steve Beuerlein, at St. Louis 11/22/98 [26-21]

PASSING YARDS

Most Passing Yards, Career

19,258 Jake Delhomme, 2003-2009

12,690 Steve Beuerlein, 1996-2000

8,306 Kerry Collins, 1995-1998

Most Passing Yards, Season

4,436 Steve Beuerlein, 1999

4,051 Cam Newton, 2011

3,886 Jake Delhomme, 2004

Most Passing Yards, Rookie, Season

4,051 Cam Newton, 2011

2,931 Chris Weinke, 2001

2,717 Kerry Collins, 1995

Most Passing Yards, Game

432 Cam Newton, vs Green Bay 9/18/11

423 Chris Weinke, vs New York Giants 12/10/06

422 Cam Newton, at Arizona 9/11/11

Most Games, 300 or More Passing Yards, Career

11 Jake Delhomme, 2003-2009

8 Steve Beuerlein, 1996-2000

6 Cam Newton, 2011-2012

Longest Pass Completion

91 Cam Newton [to Brandon LaFell], vs. Tampa Bay 12/24/11 [TD]

89 Kerry Collins [to Willie Green], vs Atlanta 12/17/95 [TD]

88 Brian St. Pierre [to David Gettis], vs Baltimore 11/21/10 [TD]

Steve Beuerlein [to Patrick Jeffers], at Pittsburgh 12/26/99 [TD]

AVERAGE PASSING GAIN

Highest Average Passing Gain, Season (Qualifiers)

7.98 Cam Newton, 2012 [485-3,869]

7.94 Jake Delhomme, 2008 [414-3,288]

7.86 Jake Delhomme, 2005 [435-3,421]

Highest Average Passing Gain, Rookie, Season (Qualifiers)

7.84 Cam Newton, 2011 [517-4,051]

6.58 Matt Moore, 2007 [63-730]

6.27 Kerry Collins, 1995 [214-2,717]

Highest Average Passing Gain, Game (min 20 att)

12.65 Cam Newton, vs New Orleans 9/16/12 [20-253]

12.50 Jake Delhomme, at New Orleans 12/28/08 [20-250]

11.41 Cam Newton, at Arizona 9/11/11 [37-422]

TOUCHDOWN PASSES

Most Touchdown Passes, Career

120 Jake Delhomme, 2003-2009

86 Steve Beuerlein, 1996-2000

47 Kerry Collins, 1995-1998

Most Touchdown Passes, Season

36 Steve Beuerlein, 1999

29 Jake Delhomme, 2004

24 Jake Delhomme, 2005

Most Touchdown Passes, Game

5 Steve Beuerlein, vs New Orleans 1/2/00

4 3 times, most recently,
Jake Delhomme, at Tampa Bay 12/26/04

Most Consecutive Games, Touchdown Passes

10 Jake Delhomme, 2004

9 Steve Beuerlein, 1999

7 Jake Delhomme, 2005

HIGHEST PERCENTAGE, TOUCHDOWN PASSES

Highest %, Touchdown Passes, Season (Qualifiers)

6.30 Steve Beuerlein, 1999 [571-36]

5.52 Jake Delhomme, 2005 [435-24]

5.44 Jake Delhomme, 2004 [533-29]

Highest %, Touchdown Passes, Rookie, Season (Qualifiers)

4.06 Cam Newton, 2011 [517-21]

3.23 Kerry Collins, 1995 [433-14]

2.70 Matt Moore, 2007 [111-3]

PASSES HAD INTERCEPTED

Most Passes Had Intercepted, Career

89 Jake Delhomme, 2003-2009

54 Kerry Collins, 1995-1998

50 Steve Beuerlein, 1996-2000

Most Passes Had Intercepted, Season

21 Kerry Collins, 1997

19 Chris Weinke, 2001

Kerry Collins, 1995

Most Consecutive Pass Attempts, None Intercepted

176 Cam Newton, 2012

150 Jake Delhomme, 2006

119 Steve Beuerlein, 1999

Most Passes Had Intercepted, Game

4 10 times, most recently, Cam Newton,
at Detroit 11/20/11

Most Attempts, No Interceptions, Game

51 Chris Weinke, vs St. Louis 12/23/01

50 Jake Delhomme, vs New Orleans 1/2/05

49 Jake Delhomme, vs Tennessee 10/19/03

LOWEST PERCENTAGE, PASSES HAD INTERCEPTED

Lowest %, Passes Had Intercepted, Career (min 100 Attempts)

2.89 Cam Newton, 2011-2012 [1,002-29]

2.90 Steve Beuerlein, 1996-2000 [1,723-50]

3.33 Jake Delhomme, 2003-2009 [2,669-89]

Lowest %, Passes Had Intercepted, Season (Qualifiers)

2.47 Cam Newton, 2012 [485-12]

Kerry Collins, 1996 [364-9]

2.55 Jake Delhomme, 2006 [431-11]

2.62 Steve Beuerlein, 1999 [571-15]

Lowest %, Passes Had Intercepted, Rookie, Season (Qualifiers)

2.70 Matt Moore, 2007 [111-3]

3.01 Jimmy Clausen, 2010 [299-9]

3.29 Cam Newton, 2011 [517-17]

ADMINISTRATION
& COACHES

VETERANS

ROOKIES

2012 IN REVIEW

RECORDS

TEAM HISTORY

REFERENCE

INDIVIDUAL RECORDS

RECEIVING

Most Receptions, Career

- 772 Steve Smith, 2001-2012
- 696 Muhsin Muhammad, 1996-2004, 2008-2009
- 324 Wesley Walls, 1996-2002

Most Receptions, Season

- 103 Steve Smith, 2005
- 102 Muhsin Muhammad, 2000
- 96 Muhsin Muhammad, 1999

Most Receptions, Rookie, Season

- 47 Keary Colbert, 2004
- 44 Rae Carruth, 1997
- 38 Brandon LaFell, 2010

Most Receptions, Game

- 14 Steve Smith, at Chicago 11/20/05
- 11 4 times, most recently,
Steve Smith, vs. Minnesota 10/30/05

Most Consecutive Games, Pass Reception

- 91 Steve Smith, 2006-2012
- 70 Wesley Walls, 1996-2001
- 52 Steve Smith, 2002-2006

RECEIVING YARDS

Most Receiving Yards, Career

- 11,452 Steve Smith, 2001-2012
- 9,255 Muhsin Muhammad, 1996-2004, 2008-2009
- 3,902 Wesley Walls, 1996-2002

Most Receiving Yards, Season

- 1,563 Steve Smith, 2005
- 1,421 Steve Smith, 2008
- 1,405 Muhsin Muhammad, 2004

Most Receiving Yards, Rookie, Season

- 754 Keary Colbert, 2004
- 545 Rae Carruth, 1997
- 508 David Gettis, 2010

Most Receiving Yards, Game

- 201 Steve Smith, vs Minnesota 10/30/05
- 192 Muhsin Muhammad, at New Orleans 9/13/98
- 189 2 times, most recently, Steve Smith, at Baltimore 10/15/06

Most Games, 100 or More Yards Receiving, Career

- 43 Steve Smith, 2001-2012
- 27 Muhsin Muhammad, 1996-2004, 2008-2009
- 5 By 4 Players, most recently,
Patrick Jeffers, 1999-2001

Most Games, 100 or More Yards Receiving, Season

- 9 Steve Smith, 2005
- 8 Steve Smith, 2008
- 7 Muhsin Muhammad, 2004

Most Consecutive Games, 100 or More Yards Receiving

- 5 Patrick Jeffers, 1999
- 4 Steve Smith, 2008
- Steve Smith, 2005

Longest Pass Reception

- 91 Brandon LaFell, vs Tampa Bay 12/24/11 [TD]
- 89 Willie Green, vs Atlanta 12/17/95 [TD]
- 88 David Gettis, vs Baltimore 11/21/10 [TD]
- Patrick Jeffers, at Pittsburgh 12/26/99 [TD]

AVERAGE PER RECEPTION

Highest Average Per Reception, Career (min 100 rec)

- 14.90 Brandon LaFell, 2010-2012 [118-1,758]
- 14.83 Steve Smith, 2001-2012 [772-11,452]
- 14.47 Mark Carrier, 1995-1998 [176-2,547]

Highest Average Per Reception, Season (min 50 rec)

- 18.22 Steve Smith, 2008 [78-1,421]
- 17.65 Steve Smith, 2011 [79-1,394]
- 17.17 Patrick Jeffers, 1999 [63-1,082]

Highest Average Per Reception, Game (min 3 rec)

- 44.33 Ricky Poehl, vs Tampa Bay 11/9/03 [3-133]
- 36.75 Willie Green, vs Atlanta 12/17/95 [4-147]
- 34.67 Steve Smith, vs New Orleans 9/16/12 [3-104]

TOUCHDOWN RECEPTIONS

Most Touchdown Receptions, Career

- 63 Steve Smith, 2001-2012
- 50 Muhsin Muhammad, 1996-2004, 2008-2009
- 44 Wesley Walls, 1996-2002

Most Touchdown Receptions, Season

- 16 Muhsin Muhammad, 2004
- 12 Steve Smith, 2005
- Patrick Jeffers, 1999
- Wesley Walls, 1999
- 10 Wesley Walls, 1996

Most Touchdown Receptions, Rookie, Season

- 5 Keary Colbert, 2004
- 4 Rae Carruth, 1997
- 3 David Gettis, 2010

Most Touchdown Receptions, Game

- 3 Steve Smith, vs Houston 9/16/07
- Steve Smith, at Miami 9/25/05
- Muhsin Muhammad, at San Francisco 11/14/04
- Mushin Muhammad, vs San Francisco 12/18/99

Most Consecutive Games, Touchdown Reception

- 6 Patrick Jeffers, 1999
- 5 Muhsin Muhammad, 2004
- Wesley Walls, 1999

INTERCEPTIONS

Most Interceptions, Career

- 27 Chris Gamble, 2004-2012
- 25 Eric Davis, 1996-2000
- 17 Mike Minter, 1997-2006

Most Interceptions, Season

- 8 Doug Evans, 2001
- 7 Chris Gamble, 2005
- 6 3 times, most recently, Ken Lucas, 2005

Most Interceptions, Rookie, Season

- 6 Chris Gamble, 2004
- 3 Richard Marshall, 2006
- Ricky Manning, Jr., 2003

Most Interceptions, Game

- 3 Deon Grant, at Minnesota 9/22/02
- 2 19 times, most recently,
Charles Godfrey at New York Giants 9/12/10

Most Consecutive Games, Interception

- 6 Doug Evans, 2001
- 3 3 times, most recently,
Eric Davis, 1999

INDIVIDUAL RECORDS

ADMINISTRATION
& COACHES

VETERANS

ROOKIES

2012 IN REVIEW

RECORDS

TEAM HISTORY

REFERENCE

275

INTERCEPTION RETURN YARDS

Most Interception Return Yards, Career

- 421 Mike Minter, 1997-2006
- 326 Chris Gamble, 2004-2012
- 315 Richard Marshall, 2006-2010

Most Interception Return Yards, Season

- 157 Chris Gamble, 2005
- 143 Julius Peppers, 2004
- 126 Doug Evans, 2001

Most Interception Return Yards, Game

- 101 Chris Gamble, at Tampa Bay 11/6/05
- 97 Julius Peppers, at Denver 10/10/04
- 96 Tim McKyer, at San Francisco 11/5/95

Longest Interception Return

- 97 Julius Peppers, at Denver 10/10/04
- 96 Tim McKyer, at San Francisco 11/5/95 [TD]
- 88 Jimmy Hitchcock, vs St. Louis 12/3/00 [TD]

TOUCHDOWNS

Most Interception Returns for Touchdown, Career

- 4 Mike Minter, 1997-2006
- 3 Captain Munnerlyn, 2009-2012
- 2 Chris Gamble, 2004-2012
- Richard Marshall 2006-2010
- Julius Peppers 2002-2009
- Eric Davis, 1996-2000

Most Interception Returns for Touchdown, Season

- 2 Captain Munnerlyn, 2012
- Mike Minter, 2003
- Eric Davis, 1998

Most Interception Returns for Touchdown, Game

- 1 23 times, most recently,
- Captain Munnerlyn, vs Tampa Bay 11/18/12

PUNTING

Most Punts, Career

- 570 Jason Baker, 2005-2011
- 350 Todd Sauerbrun, 2001-2004
- 341 Ken Walter, 1997-2000

Most Punts, Season

- 104 Todd Sauerbrun, 2002
- 98 Jason Baker, 2006
- 95 2 times, most recently, Jason Baker, 2010

Most Punts, Rookie, Season

- 85 Ken Walter, 1997
- 76 Brad Nortman, 2012

Most Punts, Game

- 11 Todd Sauerbrun, vs Chicago 12/22/02
- 10 3 times, most recently,
- Todd Sauerbrun, vs New York Jets 10/28/01

Longest Punt

- 73 Todd Sauerbrun, at Miami 11/4/01
- 72 Todd Sauerbrun, at Washington 10/21/01
- 70 3 times, most recently,
- Jason Baker, at Washington 11/26/06

PUNTING AVERAGE

Highest Punting Average, Career (min 100 punts)

- 45.54 Todd Sauerbrun, 2001-2004 [350-15,938]
- 43.97 Jason Baker, 2005-2011 [570-25,064]
- 40.96 Ken Walter, 1997-2000 [291-11,756]

Highest Punting Average, Season (Qualifiers)

- 47.52 Todd Sauerbrun, 2001 [93-4,419]
- 45.74 Jason Baker, 2006 [98-4,483]
- 45.53 Todd Sauerbrun, 2002 [104-4,735]

Highest Punting Average, Rookie, Season (Qualifiers)

- 42.98 Brad Nortman, 2012 [76-3,267]
- 42.40 Ken Walter, 1997 [85-3,604]

Highest Punting Average, Game (min 4 att)

- 55.83 Todd Sauerbrun, at Washington 10/21/01 [6-335]
- 55.75 Jason Baker, vs Philadelphia 9/13/09 [4-223]
- 55.00 Jason Baker, vs St. Louis 11/19/06 [5-275]

Highest Net Punting Average, Season

- 39.00 Jason Baker, 2006
- 38.93 Jason Baker, 2005
- 38.87 Todd Sauerbrun, 2001

INSIDE THE 20

Most Punts Inside 20, Career

- 169 Jason Baker, 2005-2011
- 118 Todd Sauerbrun, 2001-2004
- 86 Ken Walter, 1997-2000

Most Punts Inside 20, Season

- 35 Todd Sauerbrun, 2001
- 31 Jason Baker, 2006
- Todd Sauerbrun, 2002
- 30 Jason Baker, 2008

Most Punts Inside 20, Game

- 6 Todd Sauerbrun, vs Chicago 12/22/02
- 5 3 times, most recently,
- Ken Walter, at New Orleans 10/19/97

TOUCHBACKS

Most Touchbacks, Career

- 46 Todd Sauerbrun, 2001-2004
- 42 Jason Baker, 2005-2011
- 12 Ken Walter, 1997-2000

Most Touchbacks, Season

- 17 Todd Sauerbrun, 2001
- 12 Jason Baker, 2006
- Todd Sauerbrun, 2002

Most Touchbacks, Game

- 3 5 times, most recently,
- Jason Baker, vs Jacksonville 9/25/11
- 2 21 times, most recently,
- Jason Baker, vs Philadelphia 9/13/09

PUNTS HAD BLOCKED

Most Punts Had Blocked, Game

- 2 Todd Sauerbrun, at New York Giants 12/28/03
- 1 12 times, most recently,
- Brad Nortman, vs Tampa Bay 9/9/12

PUNT RETURNS

Most Punt Returns, Career

- 178 Steve Smith, 2001-2012
- 110 Winslow Oliver, 1996-1998
- 75 Captain Munnerlyn, 2009-2012

INDIVIDUAL RECORDS

ADMINISTRATION
& COACHES

VETERANS

ROOKIES

2012 IN REVIEW

RECORDS

TEAM HISTORY

REFERENCE

Most Punt Returns, Season

- 55 Steve Smith, 2002
- 52 Winslow Oliver, 1996
- 44 2 times, most recently, Steve Smith, 2003

Most Punt Returns, Rookie, Season

- 52 Winslow Oliver, 1996
- 34 Steve Smith, 2001
- 31 Captain Munnerlyn, 2009

Most Punt Returns, Game

- 9 Steve Smith, vs Detroit 9/15/02
- 7 Mark Jones, at Oakland 11/9/08
- Eric Guliford, vs Indianapolis 12/3/95

FAIR CATCHES

Most Fair Catches, Career

- 47 Steve Smith, 2001-2012
- 33 Winslow Oliver, 1996-1998
- 22 Eric Guliford, 1995

Most Fair Catches, Season

- 22 Eric Guliford, 1995
- 20 Mark Jones, 2008
- 19 Ryne Robinson, 2007

Most Fair Catches, Game

- 5 Tyrone Poole, at Atlanta 9/7/97
- Eric Guliford, at Atlanta 9/3/95 [OT]
- 4 4 times, most recently,
- Jamall Broussard, vs San Diego 10/24/04

PUNT RETURN YARDS

Most Punt Return Yards, Career

- 1,652 Steve Smith, 2001-2012
- 1,173 Winslow Oliver, 1996-1998
- 677 Captain Munnerlyn, 2009-2012

Most Punt Return Yards, Season

- 598 Winslow Oliver, 1996
- 475 Eric Guliford, 1995
- 470 Steve Smith, 2002

Most Punt Return Yards, Rookie, Season

- 598 Winslow Oliver, 1996
- 364 Steve Smith, 2001
- 278 Captain Munnerlyn, 2009

Most Punt Return Yards, Game

- 153 Steve Smith, vs Cincinnati 12/8/02
- 123 Mark Jones, at Oakland 11/9/08
- 107 Eric Guliford, vs Indianapolis 12/3/95

Longest Punt Return

- 87 Steve Smith, vs Cincinnati 12/8/02 [TD]
- 84 Winslow Oliver, at New Orleans 9/8/96 [TD]
- 76 Chris Gamble, vs New England 9/18/05

PUNT RETURN AVERAGE

Highest Punt Return Average, Career (min 50 att)

- 10.66 Winslow Oliver, 1996-1998 [110-1,173]
- 9.28 Steve Smith, 2001-2012 [178-1,652]
- 9.03 Captain Munnerlyn, 2009-2012 [75-677]

Highest Punt Return Average, Season (Qualifiers)

- 11.50 Winslow Oliver, 1996 [52-598]
- 11.40 Mark Jones, 2008 [34-364]
- 11.00 Eric Guliford, 1995 [43-475]

Highest Punt Return Average, Rookie, Season (Qualifiers)

- 11.50 Winslow Oliver, 1996 [52-598]
- 10.70 Steve Smith, 2001 [34-364]
- 9.00 Captain Munnerlyn, 2009 [31-278]

Highest Punt Return Average, Game (min 3 att)

- 51.00 Steve Smith, vs Cincinnati 12/8/02 [3-153]
- 34.33 Winslow Oliver, at New Orleans 9/8/96 [3-103]
- 31.00 Iheanyi Uwaazuoke, vs San Diego 12/17/00 [3-93]

TOUCHDOWNS

Most Punt Returns for Touchdown, Career

- 4 Steve Smith, 2001-2012
- 1 By 3 players, most recently,
- Iheanyi Uwaazuoke, 2000

Most Punt Returns for Touchdown, Season

- 2 Steve Smith, 2002
- 1 5 times, most recently, Steve Smith, 2003

Most Punt Returns for Touchdown, Rookie, Season

- 1 Steve Smith, 2001
- Winslow Oliver, 1996

Most Punt Returns for Touchdown, Game

- 2 Steve Smith, vs Cincinnati 12/8/02 [61, 87]
- 1 5 times, most recently,
- Steve Smith, at New York Giants 12/28/03 [53]

KICKOFF RETURNS

Most Kickoff Returns, Career

- 233 Michael Bates, 1996-2000
- 98 Steve Smith, 2001-2012
- 78 Rod Smart, 2002-05

Most Kickoff Returns, Season

- 59 Michael Bates, 1998
- 56 Steve Smith, 2001
- 52 Michael Bates, 1999

Most Kickoff Returns, Game

- 9 Michael Bates, at Atlanta 10/4/98
- 7 Steve Smith, at St. Louis 11/11/01
- Butler By'not'e, at New Orleans 11/26/95

KICKOFF RETURN YARDS

Most Kickoff Return Yards, Career

- 5,987 Michael Bates, 1996-2000
- 2,371 Steve Smith, 2001-2012
- 1,731 Rod Smart, 2002-2005

Most Kickoff Return Yards, Season

- 1,480 Michael Bates, 1998
- 1,431 Steve Smith, 2001
- 1,287 Michael Bates, 1999

Most Kickoff Return Yards, Rookie, Season

- 1,431 Steve Smith, 2001
- 623 DeAngelo Williams, 2006
- 598 Ryne Robinson, 2007

Most Kickoff Return Yards, Game

- 252 Steve Smith, at St. Louis 11/11/01
- 200 Michael Bates, at Atlanta 10/4/98
- 180 Michael Bates, at Atlanta 10/31/99

Longest Kickoff Return

- 101 Kealoha Piliars, at Detroit 11/20/11 [TD]
- 100 Rod Smart, vs New Orleans 10/5/03 [TD]
- Michael Bates, at Atlanta 10/31/99 [TD]

KICKOFF RETURN AVERAGE

Highest Kickoff Return Average, Career (min 50 ret)

- 25.70 Michael Bates, 1996-2000 [233-5,987]
- 24.19 Steve Smith, 2001-2012 [98-2,371]
- 22.19 Rod Smart, 2002-2005 [78-1,731]

INDIVIDUAL RECORDS

Highest Kickoff Return Average, Season (Qualifiers)

- 30.24 Michael Bates, 1996 [33-998]
 - 27.26 Michael Bates, 1997 [47-1,281]
 - 25.65 Kealoha Pilares, 2011 [23-590]
- ## Highest Kickoff Return Average, Game (min 3 ret)
- 46.67 Kealoha Pilares, at Detroit 11/20/11 [3-140]
 - Rod Smart, at New Orleans 10/5/03 [3-140]
 - 44.67 Steve Smith, at Minnesota 9/9/01 [3-134]
 - 42.75 Steve Smith, at New Orleans 12/2/01 [4-171]

TOUCHDOWNS

Most Kickoff Returns for Touchdowns, Career

- 5 Michael Bates, 1996-2000
- 2 Steve Smith, 2001-2012
- 1 Kealoha Pilares, 2011-2012
- Rod Smart, 2002-2005

Most Kickoff Returns for Touchdowns, Season

- 2 Steve Smith, 2001
- Michael Bates, 1999
- 1 5 times, most recently, Kealoha Pilares, 2011

Most Kickoff Returns for Touchdowns, Game

- 1 9 times, most recently,
- Kealoha Pilares, at Detroit 11/20/11

COMBINED KICK RETURNS

Most Combined Kick Returns, Career

- 274 Steve Smith, 2001-2012 [176-P, 98-K]
- 241 Michael Bates, 1996-2000 [8-P, 233-K]
- 119 Winslow Oliver, 1996-1998 [110-P, 9-K]

Most Combined Kick Returns, Season

- 90 Steve Smith, 2001 [34-P, 56-K]
- 81 Steve Smith, 2002 [55-P, 26-K]
- 79 Mark Jones, 2008 [39-P, 40-K]

Most Combined Kick Returns, Game

- 10 Steve Smith, vs Detroit 9/15/02 [9-P, 1-K]
- 9 5 times, most recently,
- Ryne Robinson, vs Atlanta 11/11/07 [6-P, 3 K]

YARDS GAINED

Most Combined Kick Return Yards, Career

- 6,026 Michael Bates, 1996-2000 [39-P, 5,987-K]
- 4,023 Steve Smith, 2001-2012 [1,652-P, 2,371-K]
- 1,731 Rod Smart, 2002-05 [1,731-K]

Most Combined Kick Return Yards, Season

- 1,795 Steve Smith, 2001 [364-P, 1,431-K]
- 1,480 Michael Bates, 1998 [1,480-K]
- 1,401 Mark Jones, 2008 [443-P, 958-K]

Most Combined Kick Return Yards, Game

- 267 Steve Smith, at St. Louis 11/11/01 [15-P, 252-K]
- 206 Steve Smith, vs New Orleans 10/14/01 [102-P, 104-K]
- 201 Mark Jones, at Green Bay 11/30/08 [155-K, 46-P]

TOUCHDOWNS

Most Combined Kick Returns for Touchdowns, Career

- 6 Steve Smith, 2001-2012 [4-P, 2-K]
- 5 Michael Bates, 1996-2000 [5-K]
- 1 5 times, most recently,
- Kealoha Pilares, 2011 [1-K]

Most Combined Kick Returns for Touchdowns, Season

- 3 Steve Smith, 2001 [1-P, 2-K]
- 2 Steve Smith, 2002 [2-P]
- Michael Bates, [2-K]

Most Combined Kick Returns for Touchdowns, Game

- 2 Steve Smith, vs Cincinnati 12/8/02 [2-P]
- 1 14 times, most recently,
- Kealoha Pilares, at Detroit 11/20/11 [1-K]

FUMBLES

Most Fumbles, Career

- 57 Jake Delhomme, 2003-2009
- 44 Steve Beuerlein, 1996-2000
- 32 Steve Smith, 2001-2012
- Kerry Collins, 1995-1998

Most Fumbles, Season

- 15 Jake Delhomme, 2003
- 13 3 times, most recently, Jake Delhomme, 2005

Most Fumbles, Game

- 5 Steve Beuerlein, at San Francisco 11/8/98
- 4 Jake Delhomme, at Atlanta 12/18/04
- Steve Beuerlein, at Jacksonville 9/29/96

OPPONENTS' FUMBLES RECOVERED

Most Opponents' Fumbles Recovered, Career

- 9 Mike Minter, 1997-2006
- 7 James Anderson, 2006-2012
- Kevin Greene, 1996, 1998-99
- Richard Marshall, 2006-2010
- Julius Peppers, 2002-2009
- Mike Rucker, 1999-2007

Most Opponents' Fumbles Recovered, Season

- 5 Doug Evans, 2000
- 4 Sam Mills, 1995
- 3 9 times, most recently, Luke Kuechly, 2012

Most Opponents' Fumbles Recovered, Game

- 2 6 times, most recently,
- James Anderson, at New Orleans 10/3/10

FORCED FUMBLES

Most Forced Fumbles, Career

- 29 Julius Peppers, 2002-2009
- 16 Mike Minter, 1997-2006
- 14 Mike Rucker, 1999-2007

Most Forced Fumbles, Season

- 8 Chris Harris, 2007
- 7 Charles Johnson, 2012
- Mark Fields, 2002
- 6 Sam Mills, 1995

Most Forced Fumbles, Game

- 2 9 times, most recently,
- Charles Johnson, vs Oakland 11/11/12

FUMBLE RETURN YARDS

Longest Fumble Return

- 94 Rashard Anderson, vs New York Jets 10/28/01 [TD]
- 66 Kevin Greene, vs St. Louis 10/13/96 [TD]
- 60 Julius Peppers, at Atlanta 12/18/04 [TD]

TOUCHDOWNS

Most Fumble Returns for Touchdown, Career

- 1 By 10 Players most recently, Chris Gamble, 2004-2012

INDIVIDUAL RECORDS

Most Fumble Returns for Touchdown, Season

- 1 By 10 Players most recently, Chris Gamble, 2008

Most Fumble Returns for Touchdown, Game

- 1 10 times, most recently, Chris Gamble, 9/7/08

COMBINED NET YARDS

(Via Rushing, Receiving, Interception Return,
Punt Return, Kickoff Return, Fumble Return)

COMBINED ATTEMPTS

Most Combined Attempts, Career

- 1,361 DeAngelo Williams, 2006-2012
- 1,104 Steve Smith, 2001-2012
- 977 DeShaun Foster, 2002-2007

Most Combined Attempts, Season

- 332 Stephen Davis, 2003
- 326 Anthony Johnson, 1996
- 295 DeAngelo Williams, 2008

Most Combined Attempts, Game

- 42 Nick Goings, at New Orleans 12/5/04
- 37 Nick Goings, at Tampa Bay 12/26/04
- 35 2 times, most recently,
Fred Lane, vs New Orleans 11/1/98

YARDS GAINED

Most Combined Net Yards, Career

- 15,853 Steve Smith, 2001-2012
- 8,738 Muhsin Muhammad, 1996-2004, 2008
- 7,882 DeAngelo Williams, 2006-2012

Most Combined Net Yards, Season

- 1,992 Steve Smith, 2001
- 1,935 Steve Smith, 2005
- 1,909 Steve Smith, 2002

Most Combined Net Yards, Rookie, Season

- 1,992 Steve Smith, 2001
- 1,437 DeAngelo Williams, 2006
- 1,232 Jonathan Stewart, 2008

Most Combined Net Yards, Game

- 313 Steve Smith, vs Cincinnati 12/8/02
- 269 Steve Smith, at St. Louis 11/11/01
- 232 Steve Smith, vs Tennessee 10/19/03

TACKLES

Most Tackles, Career

- 953 Mike Minter, 1997-2006
- 691 Jon Beason, 2007-2012
- 558 Chris Gamble, 2004-2012

Most Tackles, Season

- 205 Luke Kuechly, 2012
- 174 James Anderson, 2011
- 169 Jon Beason, 2009

Most Tackles, Rookie Season

- 205 Luke Kuechly, 2012
- 160 Jon Beason, 2007
- 106 Lester Towns, 2000

Most Tackles, Game

- 20 James Anderson, vs New York Giants 9/20/12
- 19 Luke Kuechly, vs Atlanta 12/9/12
- 18 6 times, most recently, Thomas Davis,
vs Tampa Bay 11/18/12

SACKS

Most Sacks, Career

- 81.0 Julius Peppers, 2002-2009
- 55.5 Mike Rucker, 1999-2007
- 43.0 Charles Johnson, 2007-2012

Most Sacks, Season

- 15.0 Kevin Greene, 1998
- 14.5 Kevin Greene, 1996
- Julius Peppers, 2008

Most Sacks, Game

- 3.5 Charles Johnson, at Atlanta 9/30/12
- 3.0 14 times, most recently,
Greg Hardy, at Chicago 10/28/12

BLOCKED KICKS

Most Blocked Punts, Career

- 3 Michael Bates, 1996-2000
- 1 Greg Hardy, 2010-2012
- Karl Hankton, 2000-2006
- Rod Smart, 2002-2005
- Bubba McDowell, 1995

Most Blocked Punts, Season

- 1 Greg Hardy, 2010
- Karl Hankton, 2004
- Rod Smart, 2003
- Michael Bates, 1999, 1998, 1996
- Bubba McDowell, 1995

Most Blocked Punts, Game

- 1 7 times, most recently,
Greg Hardy, at New York Giants 9/12/10

Most Blocked Field Goals, Career

- 8 Julius Peppers, 2002-2009
- 3 Kris Jenkins, 2001-2007
- 1 8 times, most recently,
Brentson Buckner, 2001-2005

Most Blocked Field Goals, Season

- 2 Julius Peppers, 2007, 2006
- 1 12 times, most recently,
Julius Peppers, 2005
- Brentson Buckner, 2005

Most Blocked Field Goals, Game

- 1 17 times, most recently,
Julius Peppers, 2002-2009

Most Blocked Extra Points, Career

- 1 Julius Peppers, 2002-2009
- Kris Jenkins, 2001-2007
- Sean Gilbert, 1998-2001

Most Blocked Extra Points, Season

- 1 Julius Peppers, 2008
- Kris Jenkins, 2003
- Sean Gilbert, 2001

Most Blocked Extra Points, Game

- 1 Julius Peppers, vs Tampa Bay 12/8/08
- Kris Jenkins, at Tampa Bay 9/14/03
- Sean Gilbert, at Minnesota 9/9/01

ATTENDANCE

Largest Home Attendance, Regular Season

586,821 2007 [73,352]

586,347 2012 [73,293]

585,684 2008 [74,113]

Largest Home Attendance, Regular Season Game

76,136 vs San Francisco 12/10/95 (Clemson)

74,113 vs Tampa Bay 12/8/08

74,005 vs Indianapolis 10/28/07

Largest Road Attendance, Regular Season Game

90,588 at Dallas 9/28/09

85,450 at Washington 11/26/06

80,257 at Washington 9/3/00

GAMES WON

Most Consecutive Wins, Regular Season

7 1996

6 2005

5 2004, 2003

Consecutive Games Without Defeat, Regular Season

7 1996

6 2005

5 2004, 2003

Most Wins, Regular Season

12 1996, 2008

11 2005, 2003

Most Consecutive Wins, One Season

8 1996

6 2005

5 2004, 2003

Most Consecutive Wins, Start of Season

5 2003

3 2002, 1996

Most Consecutive Wins, End of Season

8 1996

4 2012

3 2009, 2003

Most Consecutive Home Wins, Regular Season

9 1995-1996

8 2008

5 2005

Most Consecutive Road Wins, Regular Season

5 1996, 1997

4 2007

3 2011, 2005, 2003

Most Shutout Wins, Regular Season

1 2008, 2006, 1997, 1996

Most Consecutive Shutout Wins, Regular Season

None

Most Consecutive Overtime Wins, Regular Season

3 2003

GAMES LOST

Most Consecutive Losses, Regular Season

15 2001

8 2002

7 1998, 2010

Most Losses, Regular Season

15 2001

14 2010

12 1998

Most Consecutive Losses, Start of Season

7 1998

5 2010, 1995

3 2009

Most Consecutive Losses, End of Season

15 2001

2 2010, 1997

Most Consecutive Home Losses, Regular Season

8 2001

5 2012, 2007

4 2004, 2002

Most Consecutive Road Losses, Regular Season

8 2010

7 2001

5 1998

Most Shutout Losses, Regular Season

2 2002

1 1997

Most Consecutive Shutout Losses, Regular Season

None

Most Consecutive Overtime Losses, Regular Season

2 2001

SCORING

POINTS

Most Points, Season

421 1999

414 2008

406 2011

Fewest Points, Season

196 2010

253 2001

258 2002

Most Points, Game

52 vs Cincinnati 12/8/02

48 vs Tampa Bay 12/24/11

45 2 times, most recently, vs New Orleans 1/2/00

Fewest Points, Game

0 vs Atlanta 11/24/02

at Atlanta 10/20/02

at Denver, 11/9/97

Most Points, Both Teams, Game

84 Carolina [35] at Detroit [49] 11/20/11

83 Carolina [52] vs Cincinnati [31] 12/8/02

82 Carolina [44] at New Orleans [38] 12/30/12

Fewest Points, Both Teams, Game

13 Carolina [10] at Atlanta [3] 12/24/06

Carolina [13] at New Orleans [0] 10/19/97

15 2 times, most recently,

Carolina [15] vs St. Louis [0] 11/19/06

Most Points Overcome to Win Game

17 at San Francisco 11/14/04 [0-17, won 37-27]

vs Jacksonville 9/7/03 [0-17, won 24-23]

15 vs Washington 10/11/09 [2-17, won 20-17]

TEAM RECORDS

ADMINISTRATION
& COACHES

VETERANS

ROOKIES

2012 IN REVIEW

RECORDS

TEAM HISTORY

REFERENCE

Most Points, First Half

- 30 at New York Giants 12/28/03
- 28 4 times, most recently, vs Arizona 11/21/04

Most Points, Second Half

- 36 vs Cincinnati 12/8/02
- 34 at San Francisco 11/14/04
- 31 at New Orleans 12/30/12

Most Points, One Quarter

- 24 at San Francisco 10/17/99 [2nd]
- 21 10 times, most recently, vs Tampa Bay 12/24/11 [3rd]

Most Points, First Quarter

- 21 at San Diego 12/16/12
- at Washington 10/3/99
- 17 2 times, most recently, at New York Giants 12/28/03

Most Points, Second Quarter

- 24 at San Francisco 10/17/99
- 21 4 times, most recently, vs New York Giants 12/27/09

Most Points, Third Quarter

- 21 vs Tampa Bay 12/24/11
- vs Arizona 10/26/08
- vs Cincinnati 12/8/02
- 17 3 times, most recently, vs Tampa Bay 11/13/06

Most Points, Fourth Quarter

- 21 at Atlanta 12/18/04
- vs Tampa Bay 12/8/08
- 20 2 times, most recently, vs Minnesota 12/20/09

Most Points, Overtime

- 3 4 times, most recently, at New Orleans 10/26/03

GAMES

Most Consecutive Games Scoring

- 165 2002–[Current]
- 76 1997–2002
- 41 1995–1997

TOUCHDOWNS

Most Touchdowns, Season

- 50 1999
- 48 2011
- 47 2008

Fewest Touchdowns, Season

- 17 2010
- 27 2001
- 28 2007, 2006, 1997

Most Touchdowns, Game

- 7 vs Cincinnati 12/8/02
- 6 vs Tampa Bay 12/24/11
- vs New Orleans 1/2/00
- vs St. Louis 10/13/96

Most Touchdowns, Both Teams, Game

- 11 Carolina [4] at Detroit [7] 11/20/11
- Carolina [7] vs Cincinnati [4] 12/8/02
- 10 Carolina [5] at New Orleans [5] 12/30/12
- 9 Carolina [4] at Washington [5] 10/3/99

POINTS AFTER TOUCHDOWN

Most Points After Touchdown, Season

- 46 2008, 1999
- 44 2011
- 43 2012, 2005

Fewest Points After Touchdown, Season

- 17 2010
- 22 2001
- 25 1997

Most Points After Touchdown, Game

- 6 vs Tampa Bay 12/24/11
- vs Cincinnati 12/8/02
- vs New Orleans, 1/2/00
- vs St. Louis 10/13/96

Most Points After Touchdown, Both Teams, Game

- 10 Carolina [5] at New Orleans [5] 12/30/12
- Carolina [6] vs Cincinnati [4] 12/8/02
- 9 Carolina [3] at Detroit [6] 11/20/11
- 8 5 times, most recently,
- Carolina [5] vs New Orleans [3] 9/16/12

TWO-POINT CONVERSIONS

Most Two-Point Conversion Attempts, Season

- 4 2001
- 3 2011, 2003, 1999, 1998, 1997

Most Two-Point Conversion Attempts, Game

- 2 5 times, most recently, vs Jacksonville 9/7/03

Most Two-Point Conversions, Season

- 2 2011, 2009, 2004, 1998, 1997, 1995
- 1 2008, 2002, 2000, 1996

Most Two-Point Conversions, Game

- 2 vs St. Louis 12/20/97
- at New Orleans 11/26/95
- 1 10 times, most recently, at Detroit 11/20/11

FIELD GOALS

Most Field Goal Attempts, Season

- 45 1996
- 38 2003
- 35 2000

Fewest Field Goal Attempts, Season

- 21 2012
- 25 2004, 2002
- 26 1998, 1997

Most Field Goal Attempts, Game

- 6 at New Orleans 12/5/04
- at San Francisco 11/8/98
- 5 12 times, most recently, at Chicago 10/28/12

Most Field Goal Attempts, Both Teams, Game

- 8 4 times, most recently,
- Carolina [4] vs Philadelphia [4] 11/30/03

Most Field Goals, Season

- 37 1996
- 32 2003
- 31 2000

Fewest Field Goals, Season

- 15 2002
- 16 2012
- 19 1998

TEAM RECORDS

Most Field Goals, Game

- 6 at New Orleans 12/5/04
- 5 3 times, most recently, at Chicago 10/28/12

Most Field Goals, Both Teams, Game

- 7 Carolina [3] vs Tampa Bay [4] 10/27/02
- Carolina [5] at New Orleans [2] 9/8/96
- Carolina [5] vs Atlanta [2] 9/1/96

Most Consecutive Games Scoring Field Goals

- 19 2007-08
- 16 1996-97
- 14 2002-03, 1999-2000

SAFETIES

Most Safeties, Season

- 2 2011, 2009, 1996
- 1 2012, 2006, 2003, 2002, 2000, 1997

Most Safeties, Game

- 1 13 times, most recently, vs Seattle 10/7/12

Most Safeties, Both Teams, Game

- 1 16 times, most recently, vs Seattle 10/7/12

FIRST DOWNS

Most First Downs, Season

- 345 2011
- 328 2012
- 308 2004

Fewest First Downs, Season

- 225 2010
- 236 2001
- 238 2002

Most First Downs, Game

- 29 at San Diego 12/16/12
- 28 at New Orleans 12/30/12
- 27 3 times, most recently, vs Minnesota 10/30/05

Fewest First Downs, Game

- 6 at Buffalo 9/10/95
- 7 at Pittsburgh, 12/23/10
- vs New York Jets, 10/28/01
- at Denver 11/9/97

Most First Downs, Rushing, Season

- 139 2011
- 123 2012, 2009
- 118 2008

Fewest First Downs, Rushing, Season

- 63 2000
- 68 2001, 1998

Most First Downs, Rushing, Game

- 16 at Tampa Bay 10/18/09
- 14 vs Tampa Bay 12/8/08
- 13 7 times, most recently, at San Diego 12/16/12

Fewest First Downs, Rushing, Game

- 0 2 times, most recently, at Detroit 10/16/05
- 1 12 times, most recently, at Tampa Bay 9/9/12

Most First Downs, Passing, Season

- 208 1999
- 201 2000
- 192 2004

Fewest First Downs, Passing, Season

- 133 2002
- 142 2007
- 144 2001

Most First Downs, Passing, Game

- 19 3 times, most recently, at Atlanta 12/18/04

Fewest First Downs, Passing, Game

- 1 at Atlanta 12/14/06
- 2 at Buffalo 9/10/95
- 3 8 times, most recently, at Pittsburgh 12/23/10

Most First Downs, Penalty, Season

- 40 2000
- 39 2005, 1996

Fewest First Downs, Penalty, Season

- 14 2009
- 17 2008
- 19 1995

Most First Downs, Penalty, Game

- 6 at Tennessee 11/4/07
- at Miami 9/25/05
- vs Atlanta 11/28/99
- at Jacksonville, 9/29/96

PLAYS

Most Plays, Season

- 1,029 1995
- 1,025 1996
- 1,023 2009

Fewest Plays, Season

- 938 2008
- 960 2002
- 962 2010

Most Plays, Game

- 88 at New England 10/29/95 [OT]
- 83 vs Arizona 12/30/01
- 78 2 times, most recently, vs Indianapolis 10/28/07

Fewest Plays, Game

- 42 vs Cincinnati 9/26/99
- 45 at St. Louis 11/11/01
- 47 4 times, most recently, at New Orleans 10/3/10

Most Plays, Drive

- 19 at New Orleans 11/8/09 [FG]
- 18 vs Tampa Bay 9/26/10 [Downs]
- vs Indianapolis 10/28/07 [TD]
- vs Atlanta 12/17/95 [TD]

NET YARDS

Most Net Yards, Season

- 6,237 2011
- 5,771 2012
- 5,686 1999

Fewest Net Yards, Season

- 4,135 2010
- 4,254 2001
- 4,280 2002

Most Net Yards, Game

- 543 at Chicago 10/2/11
- 530 at New Orleans 12/30/12
- 483 at Washington 10/3/99

Fewest Net Yards, Game

- 113 at Buffalo 9/10/95
- 119 at Pittsburgh 12/23/10
- 122 vs Atlanta 11/24/02

TEAM RECORDS

ADMINISTRATION
& COACHES

VETERANS

ROOKIES

2012 IN REVIEW

RECORDS

TEAM HISTORY

REFERENCE

Most Net Yards, Drive	
99	at San Francisco 10/7/01 [TD]
98	at Washington 11/4/12 [TD] vs St. Louis 12/20/97 [Downs] vs Atlanta 12/17/95 [TD]
Most Consecutive Games, 300 or More Net Yards	
10	2004
9	1999
8	2003
Highest Average Gain, Season	
6.24	2011 [999-6,237]
5.96	2008 [938-5,595]
5.84	2012 [988-5,771]
Lowest Average Gain, Season	
4.30	2010 [962-4,135]
4.41	2001 [965-4,254]
4.46	2002 [960-4,280]

RUSHING

RUSHING ATTEMPTS

Most Rushing Attempts, Season	
525	2009
522	2003
504	2008
Fewest Rushing Attempts, Season	
355	2001
356	1999
363	2000
Most Rushing Attempts, Game	
52	at Atlanta 12/24/06
48	at Tampa Bay 10/18/09 vs Kansas City 10/5/08
46	at New York Giants 12/27/09
Fewest Rushing Attempts, Game	
11	vs Pittsburgh 12/17/06
12	at Oakland 12/24/00 at New Orleans 10/15/00
Most Rushing Attempts, Both Teams, Game	
76	Carolina [35] at New York Giants [41] 12/21/08 [OT]
75	Carolina [32] at Buffalo [43] 9/10/95
73	Carolina [48] at Tampa Bay [25] 10/18/09
Fewest Rushing Attempts, Both Teams, Game	
37	Carolina [13] at Green Bay [24] 12/12/99
39	Carolina [14] vs New Orleans [25] 1/2/00
40	Carolina [24] at St. Louis [16] 11/5/00

RUSHING YARDS

Most Rushing Yards, Season	
2,498	2009
2,437	2008
2,408	2011
Fewest Rushing Yards, Season	
1,186	2000
1,372	2001
1,458	1998
Most Rushing Yards, Game	
299	vs Tampa Bay 12/8/08
273	at New Orleans 12/30/12
270	vs Tampa Bay 12/24/11 at Arizona 11/1/09

Fewest Rushing Yards, Game	
10	at Tampa Bay 9/9/12 at New Orleans 10/15/00
11	vs San Diego 12/17/00
23	at Kansas City 12/10/00
Most Rushing Yards, Both Teams, Game	
459	Carolina [158] at New York Giants [301] 12/21/08 [OT]
439	Carolina [203] vs San Francisco [236] 12/6/98 [OT]
393	Carolina [169] at Chicago [224] 10/2/11
Fewest Rushing Yards, Both Teams, Game	
91	Carolina [61] at Philadelphia [30] 10/27/96
92	Carolina [13] at Green Bay [79] 12/12/99
106	2 times, most recently, Carolina [54] at Detroit [52] 10/16/05

AVERAGE RUSHING GAIN

Highest Average Gain, Rushing, Season	
5.41	2011 [445-2,408]
4.84	2008 [504-2,437]
4.75	2009 [525-2,498]
Lowest Average Gain, Rushing, Season	
3.27	2000 [363-1,186]
3.44	1996 [502-1,729]
3.45	2005 [487-1,679]
Highest Average Gain, Rushing, Game (min 15 att)	
8.71	vs Tampa Bay 12/24/11 [31-270]
8.25	vs Detroit 11/16/08 [32-264]
8.16	at Washington 10/17/99 [19-155]
Lowest Average Gain, Rushing, Game (min 15 att)	
0.73	vs San Diego 12/17/00 [15-11]
1.44	at Kansas City 12/10/00 [16-23]
1.47	at St. Louis 10/31/10 [17-25]

RUSHING TOUCHDOWNS

Most Rushing Touchdowns, Season	
30	2008
26	2011
21	2012
Fewest Rushing Touchdowns, Season	
7	2010, 2007, 2006, 2000
9	2003, 2001, 1996
Most Rushing Touchdowns, Game	
5	at New Orleans 12/30/12 at Green Bay 11/30/08 vs Oakland 11/2/97
4	3 times, most recently, at Tampa Bay 12/4/11

PASSING

PASSING ATTEMPTS

Most Pass Attempts, Season	
579	2001
575	1999
566	2000
Fewest Pass Attempts, Season	
414	2008
449	2005
460	2003
Most Pass Attempts, Game	
63	vs Arizona 12/30/01
61	vs New York Giants 12/10/06
53	vs Green Bay 9/27/98

TEAM RECORDS

Fewest Pass Attempts, Game

- 7 at Atlanta 12/24/06
- 15 at Arizona 11/1/09
- 17 4 times, most recently, vs Tampa Bay 12/24/11

Most Pass Attempts, Both Teams, Game

- 98 Carolina [53] vs Green Bay [45] 9/27/98
- 95 Carolina [41] vs San Francisco [54] 11/18/01
- 94 Carolina [61] vs New York Giants [33] 12/10/06

Fewest Pass Attempts, Both Teams, Game

- 27 Carolina [7] at Atlanta [20] 12/24/06
- 34 Carolina [17] at Houston [17] 10/18/09
- 41 Carolina [20] vs New York Jets [21] 11/13/05

COMPLETIONS

Most Completions, Season

- 345 1999
- 340 2000
- 325 2006

Fewest Completions, Season

- 246 2008
- 255 2002
- 263 1995

Most Completions, Game

- 36 vs Arizona 12/30/01
- 34 vs New York Giants 12/10/06
- 31 vs Tennessee 10/19/03

Fewest Completions, Game

- 4 at Atlanta 12/24/06
- 5 vs Tampa Bay 10/27/02
- 6 at Buffalo 9/10/95

Most Completions, Both Teams, Game

- 57 Carolina [23] vs Atlanta [34] 12/9/12
- 56 Carolina [22] vs San Francisco [34] 11/18/01
- 54 Carolina [23] at Kansas City [31] 12/10/00

Fewest Completions, Both Teams, Game

- 10 Carolina [6] at Buffalo [4] 9/10/95
- 13 Carolina [4] at Atlanta [9] 12/24/06
- 20 Carolina [8] at Cleveland [12] 12/1/02

NET YARDS PASSING

Most Net Yards, Passing, Season

- 4,161 1999
- 3,829 2011
- 3,683 2012

Fewest Net Yards, Passing, Season

- 2,694 2002
- 2,799 2009
- 2,845 1997

Most Net Yards, Passing, Game

- 418 vs New York Giants 12/10/06
- 404 vs Green Bay 9/18/11
- 403 at Arizona 9/11/11

Fewest Net Yards, Passing, Game

- 11 at Atlanta 12/24/06
- 12 at Buffalo 9/10/95
- 20 vs Tampa Bay 10/27/02

Most Net Yards, Passing, Both Teams, Game

- 699 Carolina [404] vs Green Bay [295] 9/18/11
- Carolina [324] at San Francisco [375] 12/8/96
- 698 Carolina [403] at Arizona [295] 9/11/11
- 659 Carolina [362] vs San Francisco [297] 12/18/99

Fewest Net Yards, Passing, Both Teams, Game

- 105 Carolina [11] at Atlanta [94] 12/24/06
- 169 Carolina [57] at Oakland [112] 11/9/08
- 175 Carolina [20] vs Tampa Bay [155] 10/27/02

TIMES SACKED

Most Times Sacked, Season

- 69 2000
- 54 1998
- 51 1999

Fewest Times Sacked, Season

- 20 2008
- 26 2003
- 28 2005

Most Times Sacked, Game

- 9 at Atlanta 9/3/95 [OT]
- 8 5 times, most recently, at Chicago 11/20/05

COMPLETION PERCENTAGE

Highest Completion Percentage, Season

- 60.30 2006 [539-325]
- 60.12 2011 [519-312]
- 60.07 2000 [566-340]

Lowest Completion Percentage, Season

- 48.98 1995 [537-263]
- 52.89 2010 [484-256]
- 54.12 1997 [534-289]

TOUCHDOWN PASSES

Most Touchdown Passes, Season

- 36 1999
- 29 2004
- 25 2005, 1998

Fewest Touchdown Passes, Season

- 9 2010
- 12 2001
- 15 2008, 2002

Most Touchdown Passes, Game

- 5 vs New Orleans 1/2/00
- 4 3 times, most recently, at Tampa Bay 12/26/04

Most Touchdown Passes, Both Teams, Game

- 7 Carolina [4] at Tampa Bay [3] 12/26/04
- Carolina [3] vs Atlanta [4] 11/28/99
- 6 10 times, most recently,
- Carolina [1] at New Orleans [5] 1/1/12

PASSES HAD INTERCEPTED

Most Passes Had Intercepted, Season

- 25 1995
- 24 1997
- 22 2002, 2001

Fewest Passes Had Intercepted, Season

- 11 1996
- 12 2012, 2008
- 15 2004, 1999

Most Passes Had Intercepted, Game

- 5 vs Philadelphia 9/13/09
- vs St. Louis 9/17/95
- 4 10 times, most recently, at Detroit 11/20/11

Most Passes Had Intercepted, Both Teams, Game

- 7 Carolina [1] vs St. Louis [6] 12/12/04
- 6 7 times most recently, Carolina [4]
- at Detroit [2] 11/20/11

TEAM RECORDS

PUNTING

Most Punts, Season

105	2002
100	2006
96	1995

Fewest Punts, Season

64	2000
65	1999
66	2011

Most Punts, Game

11	vs Chicago 12/22/02
	vs New York Jets 10/28/01
10	3 times, most recently, vs New Orleans 10/22/95

Fewest Punts, Game

1	4 times, most recently, at Atlanta 9/20/09
2	18 times, most recently, at New Orleans 12/30/12

AVERAGE PUNTING YARDAGE

Highest Punting Average, Season

47.01	2001 [94-4,419]
45.09	2002 [105-4,735]
45.08	2006 [100-4,508]

Lowest Punting Average, Season

37.26	2000 [66-2,459]
39.42	1999 [65-2,562]
40.49	1996 [78-3,158]

PUNTS HAD BLOCKED

Most Punts Had Blocked, Game

2	at New York Giants 12/28/03
1	11 times, most recently, at Tampa Bay 9/9/12

Most Consecutive Punts Without A Block

409	1995-2000
236	2009-2012
198	2004-06

INSIDE THE 20

Most Punts Inside the Opponents 20 Yard Line, Season

35	2001
31	2006, 2002
30	2008

Fewest Punts Inside the Opponents 20 Yard Line, Season

18	1999
19	2011, 2000
20	2012, 1998

Most Punts Inside the Opponents 20 Yard Line, Game

6	vs Chicago 12/22/02
5	3 times, most recently, at New Orleans 10/19/97

PUNT RETURNS

Most Punt Returns, Season

57	2002
55	1996
49	2006, 1995

Fewest Punt Returns, Season

21	2000
27	2012
28	2004

Most Punt Returns, Game

9	vs Detroit 9/15/02
7	vs Oakland 11/9/08
	vs Indianapolis 12/3/95
6	12 times, most recently, vs Buffalo 10/25/09

Fewest Punt Returns, Game

0	30 times, most recently, vs Atlanta 12/9/12
---	---

FAIR CATCHES

Most Fair Catches, Season

23	1997, 1995
20	2008
19	2007

Fewest Fair Catches, Season

6	2010
9	2011
11	2009, 2005, 1998

Most Fair Catches, Game

5	at Atlanta 9/7/97
	at Atlanta 9/3/95 [OT]
4	4 times, most recently, vs San Diego 10/24/04

PUNT RETURN YARDS

Most Punt Return Yards, Season

624	1996
500	1995
487	2002

Fewest Punt Return Yards, Season

165	2004
176	2011
225	2006

Most Punt Return Yards, Game

153	vs Cincinnati 12/8/02
128	vs New England 9/18/05
123	at Oakland 11/9/08

Fewest Punt Return Yards, Game

-1	at Dallas 11/23/03
	vs Detroit 10/24/99
0	46 times, most recently, vs Atlanta 12/9/12

PUNT RETURN AVERAGE

Highest Punt Return Average, Season

11.34	1996 [55-624]
11.33	2000 [21-238]
10.83	2005 [41-444]

Lowest Punt Return Average, Season

4.59	2006 [49-225]
5.50	2011 [32-176]
5.89	2004 [28-165]

TOUCHDOWNS RETURNING PUNTS

Most Touchdowns, Punt Returns, Season

2	2002
1	2003, 2001, 2000, 1996, 1995

Most Touchdowns, Punt Returns, Game

2	vs Cincinnati 12/8/02
1	5 times, most recently, at New York Giants 12/28/03

TEAM RECORDS

KICKOFF RETURNS

Most Kickoff Returns, Season

76	2001, 1998
74	2010
66	1999

Fewest Kickoff Returns, Season

39	2012, 2011
50	1996
51	2009

Most Kickoff Returns, Game

9	at Atlanta 10/4/98
7	11 times, most recently, at New York Giants 9/12/10

Fewest Kickoff Returns, Game

0	6 times, most recently, at Chicago 10/28/12
1	17 times, most recently, vs Tampa Bay 12/24/11

KICKOFF RETURN YARDS

Most Kickoff Return Yards, Season

1,834	1998
1,769	2001
1,619	2010

Fewest Kickoff Return Yards, Season

867	2012
926	2011
1,015	2009

Most Kickoff Return Yards, Game

252	at St. Louis 1/11/01
200	at Atlanta 10/4/98
189	at Washington 9/3/00

Fewest Kickoff Return Yards, Game

0	6 times, most recently, at Chicago 10/28/12
4	vs Jacksonville 9/25/11
10	2 times, most recently, vs St. Louis 11/19/06

KICKOFF RETURN AVERAGE

Highest Kickoff Return Average, Season

26.20	1996 [50-1,310]
24.13	1998 [76-1,834]
23.74	2011 [39-926]

Lowest Kickoff Return Average, Season

19.10	2007 [60-1,146]
19.35	2006 [62-1,200]
19.90	2009 [51-1,015]

TOUCHDOWNS RETURNING KICKOFFS

Most Touchdowns, Kickoff Returns, Season

2	2001, 1999
1	2011, 2003, 2000, 1998, 1996

Most Touchdowns, Kickoff Returns, Game

1	9 times, most recently, at Detroit 11/20/11
---	---

FUMBLES

Most Fumbles, Season

39	1998
33	2003, 2001
31	2010

Fewest Fumbles, Season

13	2011
19	2009
21	2006

Most Fumbles, Game

6	at Atlanta 12/18/04
	at San Francisco 11/8/98
	vs Atlanta 10/26/97

Fewest Fumbles, Game

0	62 times, most recently, at New Orleans 12/30/12
---	--

FUMBLES LOST

Most Fumbles Lost, Season

19	1999
18	2002
17	1998

Fewest Fumbles Lost, Season

6	2011
7	2008
8	2009

Most Fumbles Lost, Game

4	3 times, most recently, vs Tennessee 10/19/03
3	12 times, most recently, vs Cincinnati 9/26/10

FUMBLES RECOVERED

Most Fumbles Recovered, Own and Opponents, Season

36	1998 [22 own, 14 opp]
32	2005 [13 own, 19 opp]
	2001 [20 own, 12 opp]

Fewest Fumbles Recovered, Own and Opponents, Season

14	1999 [5 own, 9 opp]
17	2011 [7 own, 10 opp]
	2006 [9 own, 8 opp]
18	2008 [5 own, 13 opp]

Most Fumbles Recovered, Own and Opponents, Game

7	at San Francisco 11/8/98 [4 own, 3 opp]
5	6 times, most recently, at Atlanta 12/18/04 [3 own, 2 opp]

Most Own Fumbles Recovered, Season

22	1998
20	2001
18	2003

Fewest Own Fumbles Recovered, Season

5	2008, 1999
6	2005
7	2011

Most Opponents Fumbles Recovered, Season

21	2000
20	2007
16	2002, 1996

Fewest Opponents Fumbles Recovered, Season

8	2006
9	1999
10	2011, 2003

Most Opponents Fumbles Recovered, Game

4	3 times, most recently, vs Chicago 12/22/02
---	---

TOUCHDOWNS

Most Touchdowns, Fumbles Recovered, Own and Opponents, Season

3	1996 [3 opp]
2	2001 [1 own, 1 opp], 2008 [2 opp]
1	4 times, most recently, 2007 [1 opp]

Most Touchdowns, Opponents Fumbles Recovered, Season

3	1996
2	2008
1	2007, 2004, 2002, 2001, 1995

TEAM RECORDS

ADMINISTRATION
& COACHES

VETERANS

ROOKIES

2012 IN REVIEW

RECORDS

TEAM HISTORY

REFERENCE

Most Touchdowns, Fumbles Recovered, Own and Opponents, Game

- 12 times, most recently,
at Chicago 10/28/12 [1 own]

TURNOVERS

(Number of times losing the ball on interceptions
and fumbles)

Most Turnovers, Season

- 1995 [25 ints, 16 fum]
- 2002 [22 ints, 18 fum]
- 1997 [24 ints, 15 fum]

Fewest Turnovers, Season

- 2008 [12 ints, 7 fum]
- 2012 [12 ints, 10 fum]
- 2011 [17 ints, 6 fum]

Most Turnovers, Game

- 7 vs Philadelphia 9/13/09 [5 ints, 2 fum]
vs St. Louis 9/17/95 [5 ints, 2 fum]
- 6 times, most recently,
vs Atlanta 11/24/02 [4 ints, 2 fum]

Most Turnovers, Both Teams, Game

- Carolina [6] at New Orleans [4] 11/26/95
- 3 times, most recently,
Carolina [6] vs New England [3] 1/6/02

Fewest Turnovers, Both Teams, Game

- Carolina [0] at Kansas City [0] 12/2/12
Carolina [0] at Washington [0] 11/4/12
Carolina [0] vs Minnesota [0] 10/30/05
- 13 times, most recently,
Carolina [0] vs Atlanta [1] 12/9/12

PENALTIES

Fewest Penalties, Season

- 2000
- 2001
- 2009

Most Penalties, Season

- 2004
- 2003
- 2011, 1998

Fewest Penalties, Game

- vs Green Bay 12/14/97
- at New Orleans 1/1/12
vs St. Louis 12/3/00
- 7 times, most recently, at Tampa Bay 12/4/11

Most Penalties, Game

- at Tampa Bay 9/14/03
- at Dallas 10/13/02
- vs Washington 10/23/11

Fewest Penalties, Both Teams, Game

- Carolina [0] vs Green Bay [1] 12/14/97
- Carolina [4] vs Washington [0] 11/16/03
Carolina [2] at New York Giants [2] 12/21/08
- 4 times, most recently, Carolina [4] vs Detroit [1] 11/16/08

Most Penalties, Both Teams, Game

- Carolina [16] at Tampa Bay [17] 9/14/03
- Carolina [12] vs Arizona [12] 11/21/04
- Carolina [14] at Dallas [9] 10/13/02

YARDS PENALIZED

Fewest Yards Penalized, Season

- 2008
- 1996
- 2000, 1995

Most Yards Penalized, Season

- 2004
- 2011
- 2003

Fewest Yards Penalized, Game

- vs Green Bay 12/14/97
- at New Orleans 1/1/12
- 3 times, most recently, vs Atlanta 12/9/12

Most Yards Penalized, Game

- at Tampa Bay 9/14/03
- at Dallas 10/13/02
- vs Washington 10/23/11

Fewest Yards Penalized, Both Teams, Game

- Carolina [0] vs Green Bay [10] 12/14/97
- Carolina [14] at New York Giants [10] 12/21/08
- Carolina [10] vs Atlanta [15] 12/9/12

Most Yards Penalized, Both Teams, Game

- Carolina [120] at Tampa Bay [168] 9/14/03
- Carolina [91] vs Atlanta [106] 10/3/04
- Carolina [99] vs Tennessee [92] 11/13/11
Carolina [68] at Dallas [123] 11/23/03
Carolina [54] vs Atlanta [137] 11/28/99

TIME OF POSSESSION

Highest Average Time of Possession, Season

- 1996
- 2003
- 2011

Lowest Average Time of Possession, Season

- 2010
- 2001
- 1998

Highest Time of Possession, Game

- at New Orleans 12/5/04
- at Atlanta 12/24/06
- at New England 10/29/95 [OT]

Lowest Time of Possession, Game

- at Atlanta 10/20/02
- vs Atlanta 11/24/02
- at Pittsburgh 12/15/02

Highest Time of Possession, Drive

- at Buffalo 11/27/05 [16-74-FG]
- vs Indianapolis 10/28/07 [18-80-TD]
- at Atlanta 12/24/06 [16-73-TD]

Highest Time of Possession, Scoring Drive

- at Buffalo 11/27/05 [16-74-FG]
- vs Indianapolis 10/28/07 [18-80-TD]
- at Atlanta 12/24/06 [16-73-TD]

Lowest Time of Possession, Scoring Touchdown

- vs Arizona 10/19/08 [1-18]
at San Francisco 10/17/99 [1-25]
- vs St. Louis 12/23/01 [1-4]
vs Detroit 11/16/08 [1-4]
- vs Dallas 12/24/05 [1-32]

SCORING

Fewest Points Allowed, Season

218 1996
259 2005
302 2002

Most Points Allowed, Season

429 2011
413 1998
410 2001

Fewest Points Allowed, Game

0 vs Kansas City 10/5/08
vs St. Louis 11/19/06
at New Orleans 10/19/97
vs Tampa Bay 12/1/96

Most Points Allowed, Game

52 at Oakland 12/24/00
51 at Atlanta 10/4/98
49 at Detroit 11/20/11

Fewest Touchdowns Allowed, Season

24 1996
27 2005
33 2006, 2002

Most Touchdowns Allowed, Season

50 2011
48 2001
47 1999

Fewest Touchdowns Allowed, Game

0 24 times, most recently, vs Oakland 12/23/12

Most Touchdowns Allowed, Game

7 at Detroit 11/20/11
at Oakland 12/24/00
6 5 times, most recently, at New Orleans 1/1/12

FIRST DOWNS

Fewest First Downs Allowed, Season

251 1996
262 2005
267 2006

Most First Downs Allowed, Season

331 1999
329 2011
328 2010

Fewest First Downs Allowed, Game

7 vs Arizona 11/19/95
vs New York Jets 10/15/95
8 6 times, most recently, vs Kansas City 10/5/08

Most First Downs Allowed, Game

33 at New Orleans 1/1/12
29 at Detroit 11/20/11
28 at Oakland 12/24/00

Fewest First Downs Allowed, Rushing, Season

69 1996
72 2005
83 2003

Most First Downs Allowed, Rushing, Season

121 2010
115 1999
112 1997

Fewest First Downs Allowed, Rushing, Game

0 vs Arizona 11/19/95
1 12 times, most recently, at Oakland 12/23/12

Most First Downs Allowed, Rushing, Game

16 at Pittsburgh 12/26/99
15 vs San Francisco 9/29/97
14 2 times, most recently, vs Atlanta 09/10/06

Fewest First Downs Allowed, Passing, Season

149 2006
155 2009, 2002

Most First Downs Allowed, Passing, Season

197 1998
196 2012
191 2011

Fewest First Downs Allowed, Passing, Game

2 vs Chicago 10/10/10
3 at Washington 11/26/06
at Buffalo 9/10/95
4 5 times, most recently, at San Diego 12/16/12

Most First Downs Allowed, Passing, Game

23 at New Orleans 1/1/12
22 vs Atlanta 12/9/12
21 vs Green Bay 9/27/98

Fewest First Downs Allowed, Penalty, Season

11 2001
13 2000
14 1995

Most First Downs Allowed, Penalty, Season

32 2012, 2004
31 2010
30 2005, 2003

Most First Downs Allowed, Penalty, Game

6 vs Atlanta 10/3/04
5 vs Tennessee 11/13/11
at New England 12/13/09
vs Arizona 11/21/04
at Atlanta 12/7/03

OFFENSIVE PLAYS

Fewest Plays Allowed, Season

988 2012
972 2011
976 2009

Most Plays Allowed, Season

1,072 1995
1,060 2010
1,057 2001

Fewest Plays Allowed, Game

41 vs Detroit 12/21/03
42 at Atlanta 12/24/06
44 vs Arizona 11/19/95

Most Plays Allowed, Game

84 vs Arizona 11/21/04
at Tampa Bay 9/14/03 [OT]
83 vs San Francisco 11/18/01

Fewest Rushing Plays Allowed, Season

374 1996
408 2005
416 2012

DEFENSIVE RECORDS

ADMINISTRATION
& COACHES

VETERANS

ROOKIES

2012 IN REVIEW

RECORDS

TEAM HISTORY

REFERENCE

Most Rushing Plays Allowed, Season

521 2001
503 2010
497 1997

Fewest Rushing Plays Allowed, Game

8 vs St. Louis 11/19/06
11 vs Atlanta 12/9/12
at New Orleans 12/28/08
at New Orleans 12/5/04
vs Seattle 10/8/00

Most Rushing Plays Allowed, Game

49 vs San Francisco 9/29/97
47 4 times, most recently, vs Atlanta 9/10/06

Fewest Passing Attempts Allowed, Season

490 2011, 1997
500 2006
501 1998

Most Passing Attempts Allowed, Season

586 1995
557 2008, 1999
556 1996

Fewest Passing Attempts Allowed, Game

16 at Atlanta 9/23/01
17 at Chicago 10/2/11
at Tampa Bay 10/18/09
18 3 times, most recently, at New York Jets 11/29/09

Most Passing Attempts Allowed, Game

61 vs Tampa Bay 9/14/03
56 vs Atlanta 12/17/95
54 vs San Francisco 11/18/01

Most Plays Allowed, Drive

24 at New Orleans 10/7/07 [BFG]
19 at Minnesota 9/21/08 [FG]
at New Orleans 10/7/06 [FG]
18 vs Dallas 10/12/12 [FG]
vs Atlanta 12/12/10 [FG]

NET YARDS ALLOWED

Fewest Net Yards Allowed, Season

4,522 2005
4,646 2002
4,725 2003

Most Net Yards Allowed, Season

6,042 2011
5,943 2001
5,842 1998

Fewest Net Yards Allowed, Game

96 vs Arizona 11/19/95
106 vs Detroit 12/21/03
111 vs St. Louis 11/19/06

Most Net Yards Allowed, Game

617 at New Orleans 1/1/12
495 at Detroit 11/20/11
493 at St. Louis 11/11/01

Most Net Yards Allowed, Drive

98 at Tampa Bay 12/20/07 [TD]
vs Atlanta 9/6/98 [TD]
at Atlanta 9/3/95 [TD]
96 vs Green Bay 9/18/11 [TD]
at Seattle 12/5/10 [TD]

RUSHING

Fewest Rushing Yards Allowed, Season

1,465 2005
1,562 1996
1,576 1995

Most Rushing Yards Allowed, Season

2,301 2001
2,133 1998
2,093 2011

Fewest Rushing Yards Allowed, Game

25 vs New York Jets 10/15/95
26 at Atlanta 1/1/06
30 2 times, most recently, at New Orleans 12/5/04

Most Rushing Yards Allowed, Game

337 at St. Louis 11/11/01
301 at New York Giants 12/21/08 [OT]
252 vs Atlanta 9/10/06

Lowest Average Rushing Gain Allowed, Season

3.50 1995 [450-1,576]
3.59 2005 [408-1,465]
3.69 2002 [448-1,653]

Highest Average Rushing Gain Allowed, Season

4.64 2011 [451-2,093]
4.56 2000 [426-1,944]
4.43 2008 [432-1,912]

Lowest Average Rushing Gain Allowed, Game

(min 15 att)

1.11 at Philadelphia 10/27/96 [27-30]
1.73 at Atlanta 1/1/06 [15-26]
1.77 vs Buffalo 10/25/09 [30-53]

Highest Average Rushing Gain Allowed, Game

(min 15 att)

8.22 at St. Louis 11/11/01 [41-337]
7.85 at Philadelphia 11/26/12 [26-204]
7.34 at New York Giants 12/21/08 [41-301] [OT]

Fewest Rushing Touchdowns Allowed, Season

6 1996
9 2005
10 2006, 2003

Most Rushing Touchdowns Allowed, Season

20 2010
19 2004
18 2011

Most Rushing Touchdowns Allowed, Game

5 at Atlanta 11/23/08
4 at St. Louis 11/11/01
3 11 times, most recently, at Atlanta 10/16/11

PASSING

Fewest Net Passing Yards Allowed, Season

2,993 2002
3,000 2006
3,003 2003

Most Net Passing Yards Allowed, Season

3,949 2011
3,712 2000
3,709 1998

DEFENSIVE RECORDS

Fewest Net Passing Yards Allowed, Game

29	vs Chicago 10/10/10
49	vs Detroit 9/15/02
53	vs Detroit 12/21/03

Most Net Passing Yards Allowed, Game

409	at New Orleans 1/1/12
396	at Arizona 10/9/05
395	at St. Louis 11/5/00

Fewest Touchdown Passes Allowed, Season

14	2009
15	2005
16	1995

Most Touchdown Passes Allowed, Season

30	1998
28	2011
26	1999

Most Touchdown Passes, Allowed, Game

5	at New Orleans 1/1/12
	at Detroit 11/20/11
	at Oakland 12/24/00
	vs Green Bay 9/27/98

SACKS

Most Sacks, Season

60	1996
52	2002
45	2005

Fewest Sacks, Season

23	2007
26	2001
27	2000

Most Sacks, Game

7	6 times, most recently, at Atlanta 9/30/12
---	--

Most Opponent Yards Lost Attempting to Pass, Season

371	1996
336	2002
294	2005

Fewest Opponent Yards Lost Attempting to Pass, Season

167	2001
170	2011
177	2007

Most Opponent Yards Lost Attempting to Pass, Game

64	at Atlanta 9/30/12
62	vs St. Louis 11/19/06
57	vs Detroit 9/15/02

INTERCEPTIONS

Most Passes Intercepted, Season

26	2004
24	2001
23	2005

Fewest Passes Intercepted, Season

11	2012, 1997
12	2008
14	2011, 2007, 2006

Most Passes Intercepted, Game

6	vs St. Louis 12/12/04
5	2 times, most recently, vs Tampa Bay 12/6/09

Most Consecutive Games With an Interception

14	1996
10	2001
9	2004

Most Interception Return Yards, Season

440	2005
420	2004
374	2001

Fewest Interception Return Yards, Season

72	1997
115	2006
163	2007

Most Interception Return Yards, Game

117	at San Francisco 11/5/95
101	at Tampa Bay 11/6/05
99	at New Orleans 12/18/05

Most Interceptions Returned for Touchdowns, Season

3	2012, 2003
2	2006, 2005, 2004, 2000, 1998, 1995

Most Interceptions Returned for Touchdowns, Game

1	23 times, most recently, vs Tampa Bay 11/18/12
---	--

Most Interceptions Returned for Touchdowns, Both Teams, Game

2	2 times, most recently, Carolina [1] vs Tampa Bay [1] 11/9/03
---	--

PUNTING

Fewest Opponent Punts, Season

52	2011
58	2000
64	2004

Most Opponent Punts, Season

103	2002
98	2006
95	1996

Fewest Opponent Punts, Game

0	at Kansas City 12/10/00
1	10 times, most recently, at New Orleans 1/1/12

Most Opponent Punts, Game

11	at Oakland 11/9/08
	vs Detroit 9/15/02
10	3 times, most recently, vs New Orleans 1/2/05

Highest Opponent Punting Average, Season

45.89	2008 [80-3,671]
45.87	2012 [67-3,073]
45.09	2005 [79-3,562]

Lowest Opponent Punting Average, Season

39.51	1999 [74-2,924]
39.84	2000 [58-2,311]
40.38	1995 [94-3,796]

Highest Opponent Punting Average, Game (min. 3 punts)

55.70	vs Arizona 10/19/08 [3-167]
	vs Oakland 11/7/04 [3-167]
54.67	at New Orleans 12/28/08 [3-164]
53.33	at New Orleans 10/3/10 [3-160]

Lowest Opponent Punting Average, Game (min. 3 punts)

25.67	vs San Francisco 12/18/99 [3-77]
28.30	at New England 12/13/09 [3-85]
28.67	at New York Giants 9/12/10 [3-86]

DEFENSIVE RECORDS

ADMINISTRATION
& COACHES

VETERANS

ROOKIES

2012 IN REVIEW

RECORDS

TEAM HISTORY

REFERENCE

Most Opponent Punts Blocked, Season
1 2010, 2006, 2004, 2003, 1999, 1998, 1997, 1996, 1995

Most Opponent Punts Blocked, Game
1 8 times, most recently, at New York Giants 9/12/10

Most Consecutive Opponent Punts Without a Block
266 2004-2010
264 1999-2003
192 2010- [current]

Most Opponent Punts Inside 20 Yard Line, Season
40 2006
31 2012, 2007, 2003
29 2002

Fewest Opponent Punts Inside 20 Yard Line, Season
13 2000
14 1998
15 2011

Most Opponent Punts Inside 20 Yard Line, Game
7 vs New Orleans 1/3/10
6 vs New York Giants 12/10/06
5 3 times, most recently, vs Cincinnati 9/26/10

PUNT RETURNS

Fewest Opponent Punt Returns, Season
20 1998
25 2000
32 1999, 1996

Most Opponent Punt Returns, Season
63 2002
61 2006
55 2007

Fewest Punt Return Yards Allowed, Season
94 1998
158 1999
173 1996

Most Punt Return Yards Allowed, Season
579 2007
554 2002
488 2010

Fewest Punt Return Yards Allowed, Game
-4 at Washington 11/4/12
vs Washington 10/23/11
-3 at Indianapolis 11/27/11
vs New Orleans 10/9/11
vs Denver 12/14/08
vs Dallas 10/1/00
at New York Jets 11/29/98

Most Punt Return Yards Allowed, Game
168 at Denver 11/9/97
139 at New Orleans 12/29/02
125 vs Denver 11/11/12

Lowest Opponent Punt Return Average, Season
4.70 1998 [20-94]
4.94 1999 [32-158]
5.41 1996 [32-173]

Highest Opponent Punt Return Average, Season
13.31 2011 [35-466]
11.50 2003 [35-402]
11.26 1997 [38-428]

Longest Punt Return Allowed, Game
94 at Green Bay 11/18/07 [TD]
89 at Arizona 9/11/11 [TD]
vs Detroit 12/21/03 [TD]

Most Punt Returns for Touchdowns Allowed, Season
3 2011
2 1997
1 2012, 2010, 2009, 2008, 2007, 2006, 2003, 2001

Most Punt Returns for Touchdowns Allowed, Game
2 at Denver 11/9/97
1 11 times, most recently, vs Denver 11/11/12

KICKOFF RETURNS

Fewest Opponent Kickoff Returns, Season
30 2011
32 1996
39 2012

Most Opponent Kickoff Returns, Season
80 2005
76 1999
70 2003

Fewest Opponent Kickoff Returns, Game
0 vs Dallas 10/21/12
at Indianapolis 11/27/11
vs Tennessee 11/13/11
vs New Orleans 10/9/11
vs St. Louis 9/17/95

Most Opponent Kickoff Returns, Game
9 at New Orleans 12/5/04
8 2 times, most recently, at Atlanta 1/1/06

Fewest Kickoff Return Yards Allowed, Season
739 2012
811 2011
926 2002

Most Kickoff Return Yards Allowed, Season
1,702 2005
1,477 2004
1,429 1995

Fewest Kickoff Return Yards Allowed, Game
11 vs Washington 8/31/97
13 vs Atlanta 11/24/02
16 2 times, most recently, vs Chicago 10/10/10

Most Kickoff Return Yards Allowed, Game
237 at New Orleans 12/5/04
199 at Arizona 10/14/07
188 at Atlanta 12/18/04

Lowest Kickoff Return Average Allowed, Season
17.50 2000 [64-1,120]
18.52 2002 [50-926]
18.69 1996 [62-1,159]

Highest Kickoff Return Average Allowed, Season
27.03 2011 [30-811]
24.80 2009 [51-1,267]
23.64 2010 [45-1,064]

Longest Kickoff Return Allowed, Game
101 at San Francisco 11/16/97 [TD]
97 at Tampa Bay 10/18/09 [TD]
93 at Atlanta 10/4/98 [TD]

Most Kickoff Returns for Touchdowns Allowed, Season
1 2009, 1998, 1997

DEFENSIVE RECORDS

Most Kickoff Returns for Touchdowns Allowed, Game

- 1 at Tampa Bay 10/18/09
- at Atlanta 10/4/98
- at San Francisco 11/16/97

FUMBLES

Fewest Opponent Fumbles, Season

- 18 2012
- 20 2011, 2003
- 22 2010, 2006, 1999

Most Opponent Fumbles, Season

- 37 2000
- 36 2002
- 30 2007

Most Opponent Fumbles, Game

- 5 6 times, most recently, vs Jacksonville 9/25/11

TURNOVERS

Fewest Opponent Turnovers, Season

- 22 2006 [14 ints, 8 fum]
- 1997 [11 ints, 11 fum]
- 23 2012 [11 ints, 12 fum]
- 25 2008 [12 ints, 13 fum]

Most Opponent Turnovers, Season

- 42 2005 [23 ints, 19 fum]
- 38 2004 [26 ints, 12 fum]
- 2000 [17 ints, 21 fum]
- 1996 [22 ints, 16 fum]

Most Opponent Turnovers, Game

- 7 vs St. Louis 12/12/04 [6 ints, 1 fum]
- vs St. Louis 12/3/00 [4 ints, 3 fum]
- 6 3 times, most recently, at Arizona 11/1/09
- [5 ints, 1 fum]

OPPONENT RECORDS

SCORING

POINTS

Most Points, Game

- 24 Michael Turner, Atlanta 11/23/08 [4TD: 4-R]
- 18 11 times, most recently, Lawrence Tynes,
- New York Giants 9/20/12 [5 FG, 3 PAT]

TOUCHDOWNS

Most Touchdowns, Game

- 4 Michael Turner, Atlanta 11/23/08 [4TD: 4-R]
- 3 10 times, most recently, Kevin Smith, at Detroit
- 11/20/11 [3 TD: 2-R, 1-P]

POINTS AFTER TOUCHDOWN

Most PATs Attempted, Game

- 7 Jason Hanson, at Detroit 11/20/11
- Sebastian Janikowski, at Oakland 12/24/00
- 6 5 times, most recently, John Kasay,
- at New Orleans 11/1/12

Most PATs, Game

- 7 Jason Hanson, at Detroit 11/20/11
- Sebastian Janikowski, at Oakland 12/24/00
- 6 4 times, most recently, John Kasay,
- at New Orleans 11/1/12

Most Consecutive Games, Opponent Turnovers

- 16 1996
- 12 2004
- 11 1995

TIME OF POSSESSION

Lowest Average Time of Possession Allowed, Season

- 29:12 2005, 1996
- 29:33 2003

Highest Average Time of Possession Allowed, Season

- 32:36 2010
- 32:30 2001
- 31:50 1998

Lowest Time of Possession Allowed, Game

- 18:09 at New Orleans 12/5/04
- 18:13 at Atlanta 12/24/06
- 20:20 vs Seattle 10/8/00

Highest Time of Possession Allowed, Game

- 40:08 at Atlanta 10/20/02
- 39:48 vs Atlanta 11/24/02
- 39:28 at Pittsburgh 12/15/02

Highest Time of Possession Allowed, Drive

- 11:34 at Minnesota 9/21/08 [19-90-FG]
- 10:11 at Washington 11/14/12 [16-78-Downs]
- 10:10 vs Dallas 10/21/12 [18-91-FG]

Most PATs, No Misses, Game

- 7 Jason Hanson, at Detroit 11/20/11
- Sebastian Janikowski, at Oakland 12/24/00
- 6 4 times, most recently, John Kasay,
- at New Orleans 11/1/12

TWO-POINT CONVERSIONS

Most Two-Point Conversions, Game

- 1 14 times, most recently, Vincent Jackson,
- Tampa Bay 11/18/12

FIELD GOALS

Most Field Goals Attempted, Game

- 5 Lawrence Tynes, New York Giants 9/20/12
- 4 17 times, most recently, Dan Bailey,
- Dallas 10/21/12

Most Field Goals, Game

- 5 Lawrence Tynes, New York Giants 9/20/12
- 4 7 times, most recently, Dan Bailey,
- Dallas 10/21/12

Most Field Goals, One Quarter

- 3 Connor Barth, at Tampa Bay 12/4/11 [2nd]
- Mason Crosby, vs Green Bay 9/18/11 [3rd]
- Jason Hanson, Detroit 11/16/08 [2nd]
- Martin Gramatica, Tampa Bay 10/27/02 [4th]

OPPONENT RECORDS

ADMINISTRATION
& COACHES

VETERANS

ROOKIES

2012 IN REVIEW

RECORDS

TEAM HISTORY

REFERENCE

Longest Field Goal Attempted

- 58 Morten Andersen, at Atlanta 9/3/95 [S]
- 57 Olindo Mare, vs New Orleans 11/25/07 [S]
- John Carney, New Orleans 10/5/03 [LU]
- 56 2 times, most recently, Jason Hanson,
vs Detroit 11/16/08 [G]

Longest Field Goal

- 56 Jason Hanson, Detroit 11/16/08
- Doug Brien, at New Orleans 9/13/98
- 53 8 times, most recently, Garrett Hartley,
at New Orleans 12/30/12

Most Field Goals, No Misses, Game

- 5 Lawrence Tynes, New York Giants 9/20/12
- 4 7 times, most recently, Dan Bailey, Dallas 10/21/12

Most Field Goals, 50 or More Yards, Game

- 2 Martin Gramatica, Tampa Bay 10/27/02 [52, 53]
- Doug Brien, New Orleans 11/30/97 [51, 50]
- 1 9 times, most recently,
Robbie Gould, Chicago 10/10/10 [53]

SAFETIES

Most Safeties, Game

- 1 6 times, most recently, Mike Adams, Denver 11/11/12

RUSHING

RUSHING ATTEMPTS

Most Rushing Attempts Game

- 38 Ricky Williams, at New Orleans 10/15/00
- 34 Julius Jones, Dallas 12/24/05
- 33 2 times, most recently,
Ahman Green, Green Bay 9/13/04

RUSHING YARDS

Most Rushing Yards, Game

- 215 Derrick Ward, at New York Giants 12/21/08
- 205 Matt Forte, at Chicago 10/2/11
- 202 Marshall Faulk, St. Louis 12/23/01

Longest Run From Scrimmage

- 80 Fred Taylor, Jacksonville 12/9/07 [TD]
- Kordell Stewart, Pittsburgh 12/22/96 [TD]
- 71 Deuce McAllister, New Orleans 1/2/05
- Marshall Faulk, at St. Louis 11/11/01 [TD]
- Garrison Hearst, San Francisco 12/6/98 [TD]

AVERAGE RUSHING GAIN

Highest Average Rushing Gain, Game (min 10 att)

- 14.33 Derrick Ward, at New York Giants 12/21/08 [14-215]
- 12.20 Marshall Faulk, at St. Louis 11/11/01 [15-183]
- 10.10 Mike Vick, at Atlanta 12/7/03 [14-141]

RUSHING TOUCHDOWNS

Most Rushing Touchdowns, Game

- 4 Michael Turner, at Atlanta 11/23/08
- 3 Michael Turner, Atlanta 12/12/10
- Marshawn Lynch, at Seattle 12/5/10
- Peyton Hillis, at Cleveland 11/28/10
- Brandon Jacobs, at New York Giants 12/21/08

PASSING

PASS ATTEMPTS

Most Pass Attempts, Game

- 61 Brad Johnson, at Tampa Bay 9/14/03
- 54 Jeff Garcia, San Francisco 11/18/01
- 53 Jeff George, Atlanta 12/17/95

COMPLETIONS

Most Completions, Game

- 35 Kurt Warner, vs Arizona 10/19/08
- 34 Matt Ryan, Atlanta 12/9/12
- Brad Johnson, at Tampa Bay 9/14/03
- Jeff Garcia, San Francisco 11/18/01
- 33 Drew Brees, at New Orleans 1/1/12

COMPLETION PERCENTAGE

Highest Completion Percentage, Game (min 20 att)

- 85.19 Mark Brunell, Jacksonville 9/7/03 [27-23]
- 82.61 Brady Quinn, at Kansas City 12/2/12 [23-19]
- 81.82 Doug Flutie, Buffalo 10/25/98 [22-18]

PASSING YARDS

Most Passing Yards, Game

- 431 Trent Green, at St. Louis 11/5/00
- 398 Josh McCown, at Arizona 10/9/05
- 396 Drew Brees, at New Orleans 12/30/12

Longest Pass Completion

- 94 Chris Chandler [to Jamal Anderson], at Atlanta 9/23/01 [TD]
- 86 Drew Brees [to Marques Colston],
New Orleans 10/1/06 [TD]
- Joey Harrington [to Marcus Pollard], at Detroit 10/16/05

AVERAGE PASSING GAIN

Highest Average Passing Gain, Game (min 20 att)

- 13.05 Jason Garrett, at Dallas 10/11/98 [22-287]
- 12.82 Doug Flutie, Buffalo 10/25/98 [22-282]
- 12.31 Daunte Culpepper, at Minnesota 11/19/00 [29-357]

TOUCHDOWN PASSES

Most Touchdown Passes, Game

- 5 Drew Brees, at New Orleans 1/1/12
- Matthew Stafford, at Detroit 11/20/11
- Rich Gannon, at Oakland 12/24/00
- Brett Favre, Green Bay 9/27/98
- 4 6 times, most recently, Drew Brees,
at New Orleans 12/30/12

PASSES HAD INTERCEPTED

Most Passes Had Intercepted, Game

- 6 Chris Chandler, St. Louis 12/12/04
- 5 Josh Freeman, Tampa Bay 12/6/09
- Kurt Warner, at Arizona 11/1/09
- 4 10 times, most recently,
Todd Collins, Chicago 10/10/10

Most Pass Attempts, No Interceptions, Game

- 48 Drew Brees, at New Orleans 10/3/10
- 45 Jeff Garcia, at San Francisco 10/17/99
- 44 Joey Harrington, at Atlanta 9/23/07
- Drew Bledsoe, at New England 10/29/95 [OT]

RECEIVING

Most Receptions, Game

- 13 Darren Sproles, New Orleans 9/16/12
- Joe Horn, at New Orleans 12/2/01
- 10 8 times, most recently,
Wes Welker, at New England 12/13/09

RECEIVING YARDS

Most Receiving Yards, Game

- 208 Rod Gardner, at Washington 10/21/01
- 200 Antonio Bryant, vs Tampa Bay 12/8/08
- 174 Shannon Sharpe, at Denver 11/9/97

OPPONENT RECORDS

Longest Pass Reception

- 94 Jamal Anderson [from Chris Chandler], at Atlanta 9/23/01 [TD]
- 86 Marques Colston [from Drew Brees], New Orleans 10/1/06 [TD]
- Marcus Pollard [from Joey Harrington], at Detroit 10/16/05

AVERAGE PER RECEPTION

Highest Average Per Reception, Game (min 3 rec)

- 35.00 Early Doucet, at Arizona 9/11/11 [3-105]
- Marcus Pollard, at Detroit 10/16/05 [3-105]
- 34.67 Julio Jones, Atlanta 12/11/11 [3-104]
- Joey Galloway, at Dallas 10/13/02 [3-104]
- Rod Gardner, at Washington 10/21/01 [6-208]

TOUCHDOWN RECEPTIONS

Most Touchdown Receptions, Game

- 3 Hakeem Nicks, at New York Giants 9/12/10
- Derrick Mayes, Green Bay 9/27/98
- 2 33 times, most recently,
- Marques Colston, at New Orleans 12/30/12

INTERCEPTIONS

Most Interceptions, Game

- 2 25 times, most recently, Tim Jennings,
- at Chicago 10/28/12

INTERCEPTION RETURN YARDS

Most Interception Return Yards, Game

- 85 Otis Smith, New England 1/6/02
- 68 Nathan Vasher, at Chicago 11/20/05
- 67 3 times, most recently, Darrelle Revis,
- at New York Jets 11/29/09

Longest Interception Return

- 76 Otis Smith, New England 1/6/02
- 67 Darrelle Revis, at New York Jets 11/29/09
- Lavar Arrington, at Washington 10/21/01
- 64 2 times, most recently,
- Kenroy Kennedy, at Detroit 10/16/05

TOUCHDOWNS

Most Interceptions Returned for Touchdown, Game

- 1 39 times, most recently, Jonathan Vilma,
- at New Orleans 12/30/12

PUNTING

Most Punts, Game

- 11 Shane Lechler at Oakland 11/9/08
- John Jett, Detroit 9/15/02
- 10 3 times, most recently,
- Mitch Berger, New Orleans 1/2/05

Longest Punt

- 70 Michael Koenen, Atlanta 11/15/09
- 69 Mitch Berger, at New Orleans 12/18/05
- 68 Reggie Roby, at Houston 11/24/96

PUNTING AVERAGE

Highest Punting Average, Game (min 4 att)

- 52.60 Chris Kluwe, at Minnesota 9/21/08 [5-283]
- 52.50 Ben Graham, at Arizona 11/1/09 [4-210]
- 52.00 Rick Tuten, at St. Louis 11/22/98 [5-260]

INSIDE THE 20

Most Punts Inside the 20, Game

- 7 Thomas Morstead, New Orleans 1/3/10
- 6 Jeff Feagles, New York Giants 12/10/06
- 5 3 times, most recently, Mat McBriar,
- at Dallas 9/28/09

TOUCHBACKS

Most Touchbacks, Game

- 3 Chris Kluwe, Minnesota 12/20/09
- Brad Maynard, at Chicago 11/20/05
- Kyle Richardson, at Minnesota 9/22/02
- Mitch Berger, at Minnesota 11/19/00

PUNTS HAD BLOCKED

Most Punts Had Blocked, Game

- 1 8 times, most recently,
- Matt Dodge, at New York Giants 9/12/10

PUNT RETURNS

Most Punt Returns, Game

- 8 Trindon Holliday, Denver 11/11/12
- 7 Johnnie Lee Higgins, at Oakland 11/9/08
- Michael Lewis, New Orleans 11/10/02
- Darrien Gordon, at Green Bay 9/29/02

FAIR CATCHES

Most Fair Catches, Game

- 5 Vinny Sutherland, San Francisco 11/18/01
- Chad Morton, at New Orleans 10/15/00
- 4 5 times, most recently,
- Troy Walters, at Minnesota 11/19/00

PUNT RETURN YARDS

Most Punt Return Yards, Game

- 168 Darrien Gordon, at Denver 11/9/97
- 139 Michael Lewis, at New Orleans 12/29/02
- 125 Trindon Holliday, Denver 11/11/12

Longest Punt Return

- 94 Tramon Williams, at Green Bay 11/18/07 [TD]
- 89 Patrick Peterson, at Arizona 9/11/11 [TD]
- Reggie Swinton, Detroit 12/21/03 [TD]
- 85 DeSean Jackson, Philadelphia 9/13/09 [TD]

PUNT RETURN AVERAGE

Highest Punt Return Average, Game (min 3 ret)

- 33.60 Darrien Gordon, at Denver 11/9/97 [5-168]
- 31.00 Harry Douglas, at Atlanta 11/23/08 [3-93]
- 27.80 Michael Lewis, at New Orleans 12/29/02 [5-139]

TOUCHDOWNS

Most Punt Returns for Touchdowns, Game

- 2 Darrien Gordon, at Denver 11/9/97
- 1 11 times, most recently, Tridon Holliday,
- Denver 11/11/12

KICKOFF RETURNS

Most Kickoff Returns, Game

- 8 DeAndra Cobb, at Atlanta 1/1/06
- Aaron Stecker, at New Orleans 12/5/04
- 7 5 times, most recently,
- Justin Miller, New York Jets 11/13/05

KICKOFF RETURN YARDS

Most Kickoff Return Yards, Game

- 214 Aaron Stecker, at New Orleans 12/5/04
- 181 DeAndra Cobb, at Atlanta 1/1/06
- 169 Tim Dwight, at Atlanta 10/4/98

Longest Kickoff Return

- 101 Terry Kirby, at San Francisco 11/16/97 [TD]
- 97 Sammie Stroughter at Tampa Bay 10/18/09 [TD]
- 93 Tim Dwight, at Atlanta 10/4/98 [TD]

OPPONENT RECORDS

KICKOFF RETURN AVERAGE

Highest Kickoff Return Average, Game (min 3 ret)

47.30 Sammie Stroughter at Tampa Bay 10/18/09 [3-142]

45.00 David Reed, Baltimore 11/21/10 [3-135]

44.33 Danieal Manning, Chicago 10/10/10 [3-133]

TOUCHDOWNS

Most Kickoff Returns for Touchdowns, Game

1 Sammie Stroughter at Tampa Bay 10/18/09

Tim Dwight, at Atlanta 10/4/98

Terry Kirby, at San Francisco 11/16/97

COMBINED KICK RETURNS

Most Combined Kick Returns, Game

11 Johnnie Lee Higgins, at Oakland 11/9/08

[7-P, 4-K]

Michael Lewis, New Orleans 11/10/02 [7-P, 4-K]

Brian Mitchell, at Washington 10/3/99 [4-P, 7-K]

Tyrone Hughes, New Orleans 10/22/95 [6-P, 5-K]

COMBINED KICK RETURN YARDS

Most Combined Kick Return Yards, Game

214 Aaron Stecker, at New Orleans 12/5/04 [214-K]

207 Roell Preston, Green Bay 9/27/98 [40-P, 167-K]

201 Michael Lewis, at New Orleans 12/29/02

[62-P, 139-K]

TOUCHDOWNS

Most Combined Kick Returns for Touchdowns, Game

2 2 times, most recently, Darrien Gordon,

at Denver 11/9/97 [2-P]

1 7 times, most recently, Trindon Holliday,

Denver 11/11/12 [P]

COMBINED NET YARDS

(Yards Gained Via Rushing, Receiving, Interception Return,
Punt Return, Kickoff Return, and Fumble Return)

COMBINED ATTEMPTS

Most Combined Attempts, Game

41 Ricky Williams, at New Orleans 10/15/00

[38-R, 3-P]

36 2 times, most recently,

Julius Jones, Dallas 12/24/05 [34-R, 2-P]

Most Combined Net Yards, Game

252 Marshall Faulk, St. Louis 12/23/01 [202-R, 50-P]

235 Tim Dwight, Atlanta 11/28/99

[3-R, 102-P, 115-KOR, 15-PR]

232 Reuben Droughns, at Denver 10/10/04

[193-R, 18-P, 21-KOR]

SACKS

Most Sacks, Game

3.5 Chris Doleman, at San Francisco 11/8/98

Chris Doleman, at Atlanta 9/3/95

3.0 11 times, most recently,

Albert Haynesworth, at Tennessee 11/4/07

FUMBLES

Most Fumbles, Game

5 Josh Johnson, at Tampa Bay 10/18/09

4 Phillip Rivers, at San Diego 12/16/12

Shaun King, Arizona 11/21/04

3 6 times, most recently,

Blaine Gabbert, Jacksonville 9/25/11

Most Own Fumbles Recovered, Game

2 6 times, most recently,

Kwame Harris, at Oakland 11/9/08

Most Opponent Fumbles Recovered, Game

2 6 times, most recently,

Anthony Hargrove, at New Orleans 11/8/09

Longest Fumble Return

102 Travis Davis, at Pittsburgh 12/26/99 [TD]

90 Keith Mitchell, New Orleans 11/12/00 [TD]

74 Darrien Gordon, at Oakland 12/24/00 [TD]

TOUCHDOWNS

Most Touchdowns, Game (Opponents Recovered)

1 20 times, most recently,

Antoine Winfield, Minnesota 9/21/08

Most Touchdowns, Game (Own Recovered)

1 Steve Breaston, Arizona 12/19/10

Zach Wiegert, St. Louis 12/20/97

BLOCKED KICKS

Most Blocked Punts, Game

2 Osi Umenyiora, at New York Giants 12/28/03

1 12 times, most recently, Aquib Talib,

at Tampa Bay 9/9/12

Most Blocked Field Goals, Game

1 14 times, most recently,

Jamaal Anderson, at Indianapolis 11/27/10

Most Blocked Point After Touchdowns, Game

1 Patrick Robinson, New Orleans 10/9/11

R. Edwards, at New England 12/20/09

Cullen Jenkins, Green Bay 10/3/05

Chad Hennings, at Dallas 10/11/98

Travis Hall, at Atlanta 10/4/98

Longest Return of Blocked Field Goal

72 Aeneas Williams, Arizona 11/19/95 [TD]

Most Touchdowns With Blocked Kick Recovery

1 Geno Hayes, Tampa Bay 10/12/08 [P, 22 yds]

Brandon Lloyd, Chicago 9/14/08 [P, 9 yds]

Chris Hayes, New York Jets 10/28/01 [P, 38 yds]

Aeneas Williams, Arizona 11/19/95 [FG, 72 yds]



1995 REGULAR SEASON STATISTICS

ADMINISTRATION
& COACHES

VETERANS

ROOKIES

2012 IN REVIEW

RECORDS

TEAM HISTORY

REFERENCE

WON 7, LOST 9

HEAD COACH DOM CAPERS				4th NFC WEST	
09/03	L	20-230T	at Atlanta	58,808	
09/10	L	9-31	at Buffalo	79,190	
09/17	L	10-31	ST. LOUIS	54,060	
10/01	L	13-20	TAMPA BAY	50,076	
10/08	L	27-31	at Chicago	59,668	
10/15	W	26-15	NEW YORK JETS	52,613	
10/22	W	20-3	NEW ORLEANS	55,484	
10/29	W	20-17OT	at New England	60,064	
11/05	W	13-7	at San Francisco	61,722	
11/12	L	17-28	at St. Louis	65,598	
11/19	W	27-7	ARIZONA	49,582	
11/26	L	26-34	at New Orleans	39,580	
12/03	W	13-10	INDIANAPOLIS	49,841	
12/10	L	10-31	SAN FRANCISCO	76,136	
12/17	W	21-17	ATLANTA	53,833	
12/24	L	17-20	at Washington	42,903	

STATISTIC

	CAR.	OPP.
TOTAL FIRST DOWNS.....	250	288
Rush/Pass/Pen.....	74/157/19	99/175/14
3rd Down: Made/Att.....	93/244	98/240
3rd Down Pct.....	38.1	40.8
4th Down: Made/Att.....	4/9	7/12
4th Down Pct.....	44.4	58.3
POSSESSION AVG.....	29:27	30:33
TOTAL NET YARDS.....	4619	5027
Avg. Per Game.....	288.7	314.2
Total Plays.....	1029	1072
Avg. Per Play.....	4.5	4.7
NET YARDS RUSHING.....	1573	1576
Avg. Per Game.....	98.3	98.5
Total Rushes.....	454	450
NET YARDS PASSING.....	3046	3451
Avg. Per Game.....	190.4	215.7
Sacked/Yards Lost.....	38/258	36/265
Gross Yards.....	3304	3716
Attempts/Complete.....	537/263	586/310
Completion Pct.....	49.0	52.9
Had Intercepted.....	25	21
PUNTS/AVERAGE.....	96/41.0	94/40.4
Net Punting Avg.....	36/35.2	94/34.0
PENALTIES YARDS.....	94/683	112/808
FUMBLES/BALL LOST.....	28/16	28/16
TOUCHDOWNS.....	30	38
Rushing.....	10	17
Passing.....	16	15
Return.....	4	6

SCORING

	TD	Ru	Pa	Rt	PAT	FG	2	S	PT
Kasay	0	0	0	0	27/28	26/33	0	0	105
Green	6	0	6	0	0/0	0/0	0	0	36
Moore	4	4	0	0	0/0	0/0	0	0	24
Carrier	3	0	3	0	0/0	0/0	0	0	18
Collins	3	3	0	0	0/0	0/0	0	0	18
Metzelaars	3	0	3	0	0/0	0/0	0	0	18
Griffith	2	1	1	0	0/0	0/0	0	0	12
Guliford	2	0	1	1	0/0	0/0	0	0	12
Christian	1	0	1	0	0/0	0/0	1	0	8
Beebe	1	0	1	0	0/0	0/0	0	0	6
Johnson	1	0	1	0	0/0	0/0	0	0	6
Kragen	1	0	0	1	0/0	0/0	0	0	6
McKyer	1	0	0	1	0/0	0/0	0	0	6
Mills	1	0	0	1	0/0	0/0	0	0	6
Workman	1	1	0	0	0/0	0/0	0	0	6
Rasby	0	0	0	0	0/0	0/0	1	0	2
TEAM	30	10	16	4	27/28	26/33	2	0	289
OPPONENTS	38	17	15	6	38/38	19/26	0	1	325

RUSHING

	No	Yds	Avg	Long	TD
Moore	195	740	3.8	551	4
Griffith	65	197	3.0	15	1
Christian	41	158	3.9	17	0
Johnson	24	110	4.6	23T	1
Workman	35	139	4.0	14	1
Thomas	22	90	4.1	13	0
Collins	42	74	1.8	10	3
Baldwin	23	61	2.7	9	0
Reich	1	3	3.0	3	0
Stone	1	3	3.0	3	0
Guliford	2	2	1.0	1	0
Carrier	3	-4	-1.3	4	0
TEAM	454	1573	3.5	531	17
OPPONENTS	450	1576	3.5	351	17

RECEIVING

	No	Yds	Avg	Long	TD
Carrier	66	1002	15.2	66T	3
Green	47	882	18.8	89T	6
Guliford	29	444	15.3	49	1
Christian	29	225	8.8	23	1
Johnson	16	121	7.6	37	0
Metzelaars	20	171	8.6	27	3
Beebe	14	152	10.9	24	1
Workman	13	74	5.7	14	0
Griffith	11	63	5.7	15	1
Rasby	5	47	9.4	15	0
Moore	4	12	3.0	5	0
Campbell	3	32	10.7	12	0
Thomas	3	24	8.0	14	0
Tillman	2	22	11.0	12	0
Dennis	1	3	3.0	3	0
TEAM	263	3304	12.6	89T	16
OPPONENTS	310	3716	12.0	77T	15

INTERCEPTIONS

	No	Yds	Avg	Long	TD
Maxie	6	59	9.8	49	0
Mills	5	58	11.6	36T	1
McKyer	3	99	33.0	96T	1
Terrell	3	33	11.0	21	0
Poole	2	8	4.0	4	0
McDowell	1	33	33.0	33	0
Kragen	1	29	29.0	29	0
TEAM	21	319	15.2	96T	2
OPPONENTS	25	221	8.8	95	3

PUNTING

	No	Yds	Avg	Net	TB	I20	Lg	B
Barnhardt	95	3906	41.1	35.2	11	27	54	0
Kasay	1	32	32.0	32.0	0	1	32	0
TEAM	96	3938	41.0	35.2	11	28	54	0
OPPONENTS	94	3796	40.4	34.0	5	23	58	1

PUNT RET.

	Ret	FC	Yds	Avg	Long	TD
Guliford	43	22	475	11.0	62T	1
Carrier	6	1	25	4.2	9	0
TEAM	49	23	500	10.2	62T	1
OPPONENTS	39	23	342	8.8	45	0

KICKOFF RET.

	No	Yds	Avg	Long	TD
By not'e	18	335	18.6	35	0
Baldwin	14	316	22.6	36	0
Stone	12	269	22.4	40	0
Beebe	9	215	23.9	38	0
Butcher	1	5	5.0	5	0
Philyau	1	23	23.0	23	0
TEAM	55	1163	21.1	40	0
OPPONENTS	62	1159	18.7	83	0

PASSING

	Att	Cmp	Yds	Cmp%	Yd/Att	TD	TD%	Int	Int%	Lg	TK/L50	Rate
Collins	433	214	2717	49.4	6.27	14	3.2	19	4.4	89T	24/150	61.9
Reich	84	37	441	44.0	5.25	2	2.4	2	2.4	46	12/100	58.7
TEAM	537	263	3304	49.0	6.15	16	3.0	25	4.7	89T	38/258	59.1
OPPONENTS	586	310	3716	52.9	6.34	15	2.6	21	3.6	77T	36/265	66.2

SCORE BY PERIODS

	1	2	3	4	OT	TOT
TEAM	35	98	78	75	3	289
OPPONENTS	62	106	72	82	3	325

DEFENSE

	TOT	S	A	FF	FR	QP	PD
Mills	130	98	32	6	4	9	6
Bailey	114	85	29	0	0	8	2
Maxie	105	81	24	1	1	3	22
Terrell	73	61	12	1	1	0	8
Poole	68	60	8	3	0	6	16
McKyer	66	59	7	0	2	0	22
Lathon	64	43	21	1	1	19	1
Conner	61	41	20	1	0	12	2
Fox	57	38	19	0	0	28	10
Kragen	55	41	14	1	2	11	1
R. Smith	43	34	9	0	0	2	19
McDowell	41	33	8	0	1	0	9
Williams	30	18	12	0	0	5	2
Price	25	15	10	1	1	2	0
M. Thomas	19	9	10	0	0	11	1
King	10	7	3	0	0	22	4
Faryniarz	8	7	1	0	0	2	0
Lofton	7	7	0	0	0	0	1
Butcher	4	4	0	0	0	0	0
Reed	4	4	0	0	0	0	3
Cota	4	4	0	0	1	0	2
Zgonina	2	2	0	0	0	0	0
Royal	2	2	0	0	0	1	0
Hill	2	1	1	0	0	0	0

SACKS

Player	TOTAL	King	2.0
Lathon	8.0	Kragen	1.0
Conner	7.0	Price	1.0
Mills	4.5	Team	1.0
Fox	4.5	TEAM	36.0
Bailey	3.0	OPPONENTS	38.0
Poole	2.0		

F.GOALS

	1-19	20-29	30-39	40-49	50+
Kasay	0/0	6/6	10/14	9/12	1/1
TEAM	0/0	6/6	10/14	9/12	1/1
OPPONENTS	1/1	7/7	7/11	2/4	2/3

Kasay (39G, 41G) (32N, 34G, 52G, 32G) (45G) (I) (21G, 49G) (23G, 43N, 39G, 40G, 30G) (45G, 37G) (38N, 27G, 39N, 29G) (39G, 47G) (43N, 23G) (37B, 42G, 30G) (22G) (34G, 48B, 38G) (43G) (I) (42G)

Opponents (27G, 51G, 58N, 35G) (39G) (39N, 48B, 34G, 32N) (25G, 27G, 49N) (23G) (50G, 39G) (29G) (19G) (32N) (I) (I) 45G, 39G, 36N) (47G) (20G) (34G) (29G, 32G)

PANTHERS USUAL STARTERS

WR 84	Guliford (9)	LE 93	Fox (16)
LT 78	Brockermeyer (16)	NT 71	Kragen (15)
LG 65	Garcia (14)	RE 98	Williams (15)
C 64	Whitley (16)	LOLB 57	Lathon (15)
RG 52	Elliott (14)	LLB 51	Mills (16)
RT 62	Dennis (9)	RLB 54	Bailey (14)
TE 88	Metzelaars (14)	ROLB 56	Conner (16)
WR 83	Carrier (14)	LCB 38	Poole (13)
QB 12	Collins (13)	RCB 22	McKyer (16)
FB 44	Christian (12)	SS 39	Maxie (16)
HB 20	Moore (10)	FS 40	Terrell (13)

1996 REGULAR SEASON STATISTICS

WON 12, LOST 4 1st NFC WEST

HEAD COACH DOM CAPERS

09/01	W	29-6	ATLANTA	69,522
09/08	W	22-20	at New Orleans	43,288
09/22	W	23-7	SAN FRANCISCO	72,224
10/09	L	14-24	at Jacksonville	71,537
10/16	L	12-14	at Minnesota	60,864
10/23	W	45-13	ST. LOUIS	70,535
10/20	W	19-7	NEW ORLEANS	70,888
10/27	L	9-20	at Philadelphia	65,982
11/03	L	17-20	at Atlanta	42,726
11/10	W	27-17	NEW YORK GIANTS	70,298
11/17	W	20-10	at St. Louis	60,652
11/24	W	31-6	at Houston	20,107
12/01	W	24-0	TAMPA BAY	57,623
12/08	W	30-24	at San Francisco	66,291
12/15	W	27-16	BALTIMORE	70,075
12/22	W	18-14	PITTSBURGH	72,217

NFC DIVISIONAL PLAYOFF

01/05	W	26-17	DALLAS	72,808
01/12	L	13-30	at Green Bay	60,216

NFC CHAMPIONSHIP

STATISTIC	CAR.	OPP.
TOTAL FIRST DOWNS	292	251
Rush/Pass/Pen.	93/160/39	69/167/15
3rd Down: Made/Att	84/226	71/219
3rd Down Pct.	37.2	32.4
4th Down: Made/Att	6/13	7/22
4th Down Pct.	46.2	31.8
POSSESSION AVG.	30.48	29.12
TOTAL NET YARDS	4812	4776
Avg. Per Game	300.8	298.5
Total Plays	1025	990
Avg. Per Play	4.7	4.8
NET YARDS RUSHING	1729	1562
Avg. Per Game	108.1	97.6
Total Rushes	502	374
NET YARDS PASSING	3083	3214
Avg. Per Game	192.7	200.9
Sacked/Yards Lost	36/250	60/371
Gross Yards	3333	3585
Attempts/Complete	487/273	556/307
Completion Pct.	56.1	55.2
Had Intercepted	11	22
PUNTS/AVERAGE	78/40.5	95/43.8
Net Punting Avg.	78/35.7	95/35.3
PENALTIES/YARDS	94/638	133/1155
FUMBLES/BALL LOST	25/14	25/16
TOUCHDOWNS	36	24
Rushing	9	6
Passing	22	17
Return	5	1

SCORING

TD	Ru	Pa	RT	PAT	FG	2 S	PT
Kasay	0	0	0	34/35	37/45	0	145
Walls	10	0	10	0/0	0/0	0	616
Carrier	6	0	6	0/0	0/0	0	36
Johnson	6	0	6	0/0	0/0	0	36
Green	3	0	3	0/0	0/0	0	18
Griffith	2	1	1	0/0	0/0	0	12
Bates	1	0	1	0/0	0/0	0	6
K. Greene	1	0	1	0/0	0/0	0	6
S. Greene	1	0	1	0/0	0/0	0	6
Ismail	1	1	0	0/0	0/0	0	6
King	1	0	1	0/0	0/0	0	6
Mills	1	0	1	0/0	0/0	0	6
Muhammad	1	0	1	0/0	0/0	0	6
Oliver	1	0	1	0/0	0/0	0	6
Philyaw	1	1	0	0/0	0/0	0	6
Collins	0	0	0	0/0	0/0	1	2
TEAM	36	9	22	5	34/35	37/45	2 0 367
OPPONENTS	24	6	17	1	23/24	17/20	0 0 218

RUSHING

	No	Yds	Avg	Long	TD
Johnson	300	1120	3.7	29	6
Biakabutuka	71	229	3.2	17	0
Oliver	47	183	3.9	16	0
Ismail	8	80	10.0	35t	1
Collins	32	38	1.2	14	0
Philyaw	12	38	3.2	8	1
Beuerlein	12	17	1.4	13	0
Hoard TM	5	11	2.2	5	0
Griffith	12	7	0.6	3	1
Stone	1	6	6.0	6	0
Green	1	1	1.0	1	0
Muhammad	1	-1	-1.0	-1	0
TEAM	502	1729	3.4	35t	9
OPPONENTS	374	1562	4.2	80t	6

RECEIVING

Walls	61	713	11.7	40t	10
Carrier	58	808	13.9	39	6
Green	46	614	13.3	50	3
Griffith	27	223	8.3	21	1
Johnson	26	192	7.4	55	0
Muhammad	25	407	16.3	54t	1
Oliver	15	144	9.6	29	0
Ismail	12	214	17.8	51	0
S. Greene	2	7	3.5	6	1
Stone	1	11	11.0	11	0
TEAM	273	3333	12.2	55	22
OPPONENTS	307	3585	11.7	55	17

INTERCEPTIONS

Cota	5	63	12.6	35	0
Davis	5	57	11.4	36	0
Cook	3	28	9.3	22	0
Terrell	3	6	2.0	6	0
Lofton	1	42	42.0	42	0
Maxie	1	35	35.0	35	0
Poole	1	35	35.0	35	0
Mills	1	10	10.0	10	0
King	1	1	1.0	1	0
Pieri	1	0	0.0	0	0
TEAM	22	277	12.6	42	0
OPPONENTS	11	41	3.7	22t	1

PUNTING

	No	Yds	Avg	Net	TB	I20	Lg	B
Stark	77	3128	40.6	36.0	9	21	60	0
Kasay	1	30	30.0	10.0	1	0	30	0
TEAM	78	3158	40.5	35.7	10	21	60	0
OPPONENTS	95	4159	43.8	35.3	9	18	68	1

PUNT RET.

Ret	FC	Yds	Avg	Long	TD	
Oliver	52	17	598	11.5	84t	1
Poole	3	0	26	8.7	12	0
TEAM	55	17	624	11.3	84t	1
OPPONENTS	32	25	173	5.4	25	0

KICKOFF RET.

Bates	33	998	30.2	93t	1
Oliver	7	160	22.9	33	0
Ismail	5	100	20.0	30	0
S. Greene	2	10	5.0	6	0
Baker	1	11	11.0	11	0
Bickett	1	12	12.0	12	0
Hoard	1	19	19.0	19	0
TEAM	50	1310	26.2	93t	1
OPPONENTS	71	1429	20.1	33	0

PASSING

Collins	364	204	2454	56.0
Beuerlein	123	69	879	56.1
TEAM	487	273	3333	56.1
OPPONENTS	556	307	3585	55.2

SCORE BY PERIODS

	1	2	3	4	OT	TOT
TEAM	74	102	107	84	0	367
OPPONENTS	62	100	23	33	0	218

DEFENSE

TOT	S	A	FF	FR	OP	PD
Mills	138	108	30	2	10	5
Lathon	103	69	34	2	2	30
Bailey	90	58	32	0	0	7
Terrell	90	60	30	0	0	1
Poole	80	65	15	0	1	2
Kragen	77	52	25	3	2	5
Greene, K.	74	47	27	5	3	32
Maxie	71	48	23	0	0	4
Davis	68	57	11	2	0	0
Cota	63	52	11	0	0	2
Williams	49	28	21	1	0	8
Miller	43	28	15	1	0	18
Fox	42	28	14	0	0	9
Cook	34	25	9	2	1	3
King	28	23	5	1	1	11
Bickett	17	11	6	1	0	2
Lofton	13	9	4	0	0	0
Royal	12	11	1	0	0	1
Pieri	11	11	0	0	0	1
R. Smith	11	10	1	0	0	14
Thomas	9	6	3	0	0	6
McDaniel	2	1	1	0	0	0
Jeter	1	1	0	0	0	0
Colston	1	1	0	0	0	0
Baker	1	1	0	0	0	0

SACKS

TOTAL	Bailey	2.5
Player	Bickett	2.0
K. Greene	Fox	2.0
Lathon	Cota	1.0
Mills	R. Smith	1.0
Cook	Williams	1.0
Thomas	TEAM	60.0
King	OPPONENTS	36.0
Kragen		
Miller		

F.GOALS

1-19	20-29	30-39	40-49	50+
Kasay	2/2	14/14	11/12	7/10 3/7
TEAM	2/2	14/14	11/12	7/10 3/7
OPPONENTS	0/0	5/5	3/5	8/9 1/1
Kasay (32G,36G,53G,38G,42G) (51G,22G,29G,51G,23G) (28G,35G,19G) (45N) (22G) (50N, 51N, 22G) (23G, 52N, 40G,26G, 39G) (51N,47G,39G,29G) (40G) (49N,42G,28G) (38G, 34G) (49G) (23G) (45N,18G,26G,33G, 31N) (29G,44G) (35G,30G,29G)				
Opponents (46G,33N,33G) (48G,43G) (0) (53G) (32N) (0) (46G,21G) (25G,45G) (22G) (41G,45N) (24G,45G) (0) (31G) (37G,46G,25G)				

PANTHERS USUAL STARTERS

WR 86 Green (12)	LE 93 Fox (11)
LT 78 Brockmeyer (8)	NT 71 Kragen (16)
LG 52 Elliott (8)	RE 98 Williams (14)
C 64 Whitley (8)	LOLB 91 Greene (16)
RG 75 Skrepnek (16)	LILB 51 Mills (16)
RT 76 Garrido (8)	RILB 54 Bailey (14)
TE 85 Walls (16)	ROLB 57 Lathon (16)
WR 83 Carrier (15)	LCB 25 Davis (16)
QB 12 Collins (12)	RCB 38 Poole (15)
FB 30 Griffith (14)	SS 39 Maxie (13)
HB 23 Johnson (11)	FS 40 Terrell (16)

ADMINISTRATION
& COACHES

VETERANS

ROOKIES

2012 IN REVIEW

RECORDS

TEAM HISTORY

REFERENCE

1997 REGULAR SEASON STATISTICS

ADMINISTRATION
& COACHES

VETERANS

ROOKIES

2012 IN REVIEW

RECORDS

TEAM HISTORY

REFERENCE

WON 7, LOST 9

2nd NFC WEST

HEAD COACH DOM CAPERS			
08/31	L	10-24 WASHINGTON	72,633
09/07	W	9-6 at Atlanta	51,829
09/14	W	26-7 at San Diego	63,149
09/21	L	14-35 KANSAS CITY	67,402
09/29	L	21-34 SAN FRANCISCO	70,972
10/12	L	14-21 at Minnesota	62,625
10/19	W	13-0 at New Orleans	50,963
10/26	W	21-12 ATLANTA	54,675
11/02	W	38-14 OAKLAND	71,064
11/09	L	0-34 at Denver	71,408
11/16	L	19-27 at San Francisco	61,500
11/23	W	16-10 at St. Louis	64,609
11/30	L	13-16 NEW ORLEANS	57,957
12/08	W	23-13 at Dallas	63,251
12/14	L	10-31 GREEN BAY	70,887
12/20	L	18-30 ST. LOUIS	58,101

STATISTIC

CAR.

OPP.

TOTAL FIRST DOWNS	284	290
Rush/Pass/Pen	91/170/23	112/163/15
3rd Down: Made/Att	99/225	82/222
3rd Down Pct.	44.0	36.9
4th Down: Made/Att	3/9	6/18
4th Down Pct.	33.3	33.3
POSSESSION AVG.	29.43	30.17
TOTAL NET YARDS	4615	4980
Avg. Per Game	1019	1023
Total Plays	1025	990
Avg. Per Play	4.5	4.9
NET YARDS RUSHING	1770	1973
Avg. Per Game	110.6	123.3
Total Rushes	441	497
NET YARDS PASSING	2845	3007
Avg. Per Game	177.8	187.9
Sacked/Yards Lost	44/311	36/246
Gross Yards	3156	3253
Attempts/Complete	534/289	490/260
Completion Pct.	54.1	53.1
Had Intercepted	24	11
PUNTS/AVERAGE	85/42.4	88/42.7
Net Punting Avg.	85/36.4	88/37.1
PENALTIES/YARDS	94/763	97/757
FUMBLES/BALL LOST	30/15	26/11
TOUCHDOWNS	28	36
Rushing	11	12
Passing	17	17
Return	0	7

SCORING

TD	Ru	Pa	Rt	PAT	FG	2	S	PT
Kasay	0	0	0	0	25/25	0	0	91
Lane	7	7	0	0/0	0/0	0	0	42
Walls	6	0	0	0/0	0/0	0	0	36
Carruth	4	0	4	0/0	0/0	0	0	24
Biakabutuka	2	2	0	0/0	0/0	0	0	12
Carrier	2	0	2	0/0	0/0	0	0	12
S. Greene	2	1	1	0/0	0/0	0	0	12
Ismail	2	0	2	0/0	0/0	0	0	12
Johnson	1	0	1	0/0	0/0	1	0	8
Collins	1	1	0	0/0	0/0	0	0	6
E. Mills	1	0	1	0/0	0/0	0	0	6
Muhammad	0	0	0	0/0	0/0	1	0	2
Stone	0	0	0	0/0	0/0	1	0	2
TEAM	28	11	17	0	25/25	22/26	2	1265
OPPONENTS	36	12	17	7	35/35	21/25	0	0314

RUSHING

Lane	182	809	4.4	50	7
Johnson	97	358	3.7	20	0
Biakabutuka	75	299	4.0	26	2
S. Greene	45	157	3.5	10	1
Collins	26	65	2.1	21	1
Beuerlein	4	32	8.0	20	0
Ismail	4	32	8.0	18	0
Carruth	6	23	3.8	6	0
Oliver	1	0	0.0	0	0
Walter	1	-5	-5.0	-5	0
TEAM	441	1770	4.0	50	11
OPPONENTS	497	1973	4.0	56	12

RECEIVING

Walls	58	746	12.9	52	6
Carruth	44	545	12.4	52	4
S. Greene	40	277	6.9	25	1
Ismail	36	419	11.6	59	2
Carrier	33	436	13.2	36	2
Muhammad	27	317	11.7	38	0
Johnson	21	158	7.5	25	1
E. Mills	11	127	11.5	37	1
Lane	8	27	3.4	7	0
Oliver	6	47	7.8	11	0
Mangum	4	56	14.0	22	0
Rasby	1	1	1.0	1	0
TEAM	289	3156	10.9	59	17
OPPONENTS	260	3253	12.5	59	17

INTERCEPTIONS

Davis	5	25	5.0	17	0
Cota	2	28	14.0	15	0
Poole	2	0	0.0	0	0
S. Mills	1	18	18.0	18	0
Lathon	1	1	1.0	1	0
TEAM	11	72	6.5	18	0
OPPONENTS	24	265	11.0	62	2

PUNTING

	No	Yds	Avg	Net	TB	120	Lg	B
Walter	85	3604	42.4	36.4	4	29	62	0
TEAM	85	3604	42.4	36.4	4	29	62	0
OPPONENTS	88	3756	42.7	37.1	9	25	60	1

PUNT RET.

Poole	26	18	191	7.3	40	0
Oliver	14	5	111	7.9	26	0
Bates	1	0	8	8.0	8	0
TEAM	41	23	310	7.6	40	0
OPPONENTS	38	25	428	11.3	82	2

KICKOFF RET.

Bates	47	1281	27.3	56	0
E. Mills	4	65	16.3	33	0
S. Greene	3	18	6.0	8	0
Rasby	3	32	10.7	12	0
Stone	3	76	25.3	37	0
S. Mills	2	12	6.0	12	0
Garcia	1	11	11.0	11	0
Poole	1	5	5.0	5	0
TEAM	64	1500	23.4	56	0
OPPONENTS	55	1276	23.2	101	1

SCORE BY PERIODS

	1	2	3	4	OT	TOT
TEAM	54	70	37	104	0	265
OPPONENTS	62	102	61	89	0	314

DEFENSE

Cota	153	107	46	0	1	2	8
Mills, S.	117	74	43	1	0	5	0
Royal	107	66	41	3	2	4	6
Barrow	105	71	34	4	2	17	0
Minter	83	62	21	2	2	4	10
Lathon	76	49	27	2	0	18	3
Kragen	75	47	28	0	0	4	3
Miller	72	54	18	1	1	11	1
Poole	60	53	7	1	1	1	18
Terrell	58	38	20	0	0	0	4
Davis	50	40	10	0	1	0	23
Fox	32	20	12	0	0	6	0
Turnbull	29	16	13	0	0	11	0
Seals	28	19	9	1	0	7	3
Smith, R.	18	17	1	0	0	1	0
Cook	14	11	3	0	0	3	6
King	14	11	3	0	0	9	1
Bailey	13	9	4	0	0	0	0
Williams	7	1	6	0	0	0	0
Raybon	6	1	5	0	0	3	2
Morabito	5	4	1	0	1	1	0
Gaskins	5	2	3	0	0	0	0
Tatum	1	1	0	0	0	1	0
Saleh	1	1	0	0	0	0	0
Pieri	0	0	0	0	0	1	0

SACKS

PLAYER	TOTAL	Poole	1.0
Barrow	8.5	Turnbull	1.0
Miller	5.5	Seals	1.0
Royal	5.0	Cook	1.0
Minter	3.5	Saleh	1.0
Lathon	2.0	Raybon	0.5
Kragen	2.0	TEAM	36
King	2.0	OPPONENTS	44
Cota	1.0		

F.GOALS

	1-19	20-29	30-39	40-49	50+
Kasay	1/1	6/7	8/8	4/4	3/6
TEAM	1/1	6/7	8/8	4/4	3/6
OPPONENTS	0/0	6/6	4/4	8/12	3/3

Kasay: (52G)(55N,31G,31G,39G)(25G,36G,34G,28G)(54N,53N)(0)(25G,23G)(0)(54G)(0)(46G,27G)(36G,53G,27G)(44G,26G,31G)(34G,40G,18G)(43G)(0)

Opponents: (38G)(25G,28G)(0)(25G,48G)(0)(34G,44G)(45N)(42N,25G,50G)(28G,43G,47B)(40N,26G)(50G,51G,45G)(43G,32G)(31G)(49G,42G,47G)

PANTHERS USUAL STARTERS

WR 83 Carrier (6)	LE 93 Fox (9)
LT 78 Brockmeyer (13)	NT 71 Kragen (16)
LG 66 Campbell (11)	RE 99 Seals (7)
C 65 Garcia (16)	LOLB 56 Barrow (16)
RG 75 Skrepenak (16)	LILB 51 Mills (16)
RT 76 Davids-Garrido (15)	RILB 58 Royal (13)
TE 85 Walls (15)	ROLB 57 Lathon (15)
WR 84 Carruth (14)	LCB 25 Davis (14)
QB 12 Collins (13)	RCB 38 Poole (16)
FB 43 Greene (14)	SS 37 Cota (16)
HB 32 Lane (7)	FS 30 Minter (11)

PASSING

	Att	Cmp	Yds	Cmp%	Yd/Att	TD	TD%	Int	Int%	Lg	TK/LS	Rate
Collins	381	200	2124	52.5	5.57	11	2.9	21	5.5	59	27/200	55.7
Beuerlein	153	89	1032	58.2	6.75	6	3.9	3	2.0	52	17/111	83.6
TEAM	534	289	3156	54.1	5.91	17	3.2	24	4.5	59	44/311	63.7
OPPONENTS	490	260	3253	53.1	6.64	17	3.5	11	2.2	59	36/246	76.2

1998 REGULAR SEASON STATISTICS

WON 4, LOST 12

HEAD COACH DOM CAPERS				4th NFC WEST	
09/06	L	14-19	ATLANTA	65,129	
09/13	L	14-19	at New Orleans	51,915	
09/27	L	30-37	GREEN BAY	69,723	
10/04	L	23-51	at Atlanta	50,724	
10/11	L	20-27	at Dallas	64,181	
10/18	L	13-16	at Tampa Bay	63,600	
10/25	L	14-30	BUFFALO	64,050	
11/01	W	31-17	NEW ORLEANS	62,514	
11/08	L	23-25	at San Francisco	68,572	
11/15	L	9-13	MIAMI	67,887	
11/22	W	24-20	at St. Louis	50,716	
11/29	L	21-48	at New York Jets	71,501	
12/06	L	28-31OT	SAN FRANCISCO	63,332	
12/13	L	25-28	WASHINGTON	46,940	
12/20	W	20-13	ST. LOUIS	50,047	
12/27	W	27-19	at Indianapolis	58,182	

STATISTIC	CAR.	OPP.
TOTAL FIRST DOWNS	261	315
Rush/Pass/Pen	68/171/22	95/197/23
3rd Down: Made/Att	80/216	88/211
3rd Down Pct.	37.0	41.7
4th Down: Made/Att	10/21	5/9
4th Down Pct.	47.6	55.6
POSSESSION AVG.	28.10	31.50
TOTAL NET YARDS	4780	5842
Avg. Per Game	288.4	311.3
Total Plays	966	1029
Avg. Per Play	4.9	5.7
NET YARDS RUSHING	1458	2133
Avg. Per Game	91.1	133.3
Total Rushes	405	491
NET YARDS PASSING	3322	3709
Avg. Per Game	207.6	231.8
Sacked/Yards Lost	54/302	37/228
Gross Yards	3624	3937
Attempts/Complete	507/292	501/298
Completion Pct.	57.6	59.5
Had Intercepted	18	19
PUNTS/AVERAGE	77/40.7	71/44.0
Net Punting Avg.	77/38.1	71/35.2
PENALTIES/YARDS	113/931	110/892
FUMBLES/BALL LOST	39/17	24/14
TOUCHDOWNS	40	46
Rushing	11	14
Passing	25	30
Returns	4	2

SCORING

	TD	Ru	Pa	Rt	PAT	FG	2	S	PT
Kasay	0	0	0	0	35/37	19/26	0	0	92
Ismail	8	0	8	0	0/0	0/0	0	0	48
Muhammad	6	0	6	0	0/0	0/0	1	0	38
Lane	5	5	0	0	0/0	0/0	0	0	30
Walls	5	0	5	0	0/0	0/0	0	0	30
Biakabutuka	4	3	1	0	0/0	0/0	0	0	24
Floyd	4	3	1	0	0/0	0/0	0	0	24
Carrier	2	0	2	0	0/0	0/0	0	0	12
E. Davis	2	0	0	2	0/0	0/0	0	0	12
Bates	1	0	0	1	0/0	0/0	0	0	6
Broughton	1	0	1	0	0/0	0/0	0	0	6
Johnson	1	0	1	0	0/0	0/0	0	0	6
Stone	1	0	1	0	0/0	0/0	0	0	6
Collins	0	0	0	0	0/0	0/0	1	0	2
TEAM	40	11	25	4	35/37	19/26	2	0	336
OPPONENTS	46	14	30	2	41/43	30/31	1	2	413

RUSHING

	No	Yds	Avg	Long	TD
Lane	205	717	3.5	31	5
Biakabutuka	101	427	4.2	41	3
Johnson	36	135	3.8	21	0
Floyd	28	71	2.5	7	3
Ismail	3	42	14.0	36	0
Collins	7	40	5.7	16	0
Beuerlein	22	26	1.2	13	0
Walter	3	0	0.0	0	0
TEAM	405	1458	3.6	41	11
OPPONENTS	491	2133	4.3	71	14

RECEIVING

	No	Yds	Avg	Long	TD
Ismail	69	1024	14.8	62	8
Muhammad	68	941	13.8	72	6
Walls	49	506	10.3	30	5
Johnson	27	242	9.0	38	1
Floyd	24	123	5.1	20	1
Carrier	19	301	15.8	42	2
Lane	12	85	7.1	16	0
Biakabutuka	8	138	17.3	42	1
Broughton	6	142	23.7	68	1
Caruth	4	59	14.8	47	0
Hayes	3	62	20.7	35	0
Stone	1	7	7.0	7	0
Mangum	1	5	5.0	5	0
Collins	1	-11	-11.0	-11	0
TEAM	292	3624	12.4	72	25
OPPONENTS	298	3937	13.2	82	30

INTERCEPTIONS

	No	Yds	Avg	Long	TD
E. Davis	5	81	16.2	56	2
Brady	4	85	21.3	43	0
Evans	2	18	9.0	18	0
Greene	2	18	9.0	18	0
Smith	1	43	43.0	43	0
Veland	1	24	24.0	24	0
Barrow	1	10	10.0	10	0
Minter	1	7	7.0	7	0
McGill	1	6	6.0	6	0
Lloyd	1	3	3.0	3	0
TEAM	19	295	15.5	56	2
OPPONENTS	18	179	9.9	41	0

PUNTING

	No	Yds	Avg	Net	TB	I20	Lg	B
Walter	77	3131	40.7	38.1	5	20	59	0
TEAM	77	3131	40.7	38.1	5	20	59	0
OPPONENTS	71	3125	44.0	35.2	8	14	60	1

PUNT RET.

	Ret	FC	Yds	Avg	Long	TD
Oliver	44	11	464	10.5	35	0
TEAM	44	11	464	10.5	35	0
OPPONENTS	20	36	94	4.7	24	0

KICKOFF RET.

	No	Yds	Avg	Long	TD
Bates	59	1480	25.1	99	1
Stone	9	252	28.0	45	0
Johnson	2	12	6.0	9	0
Oliver	2	43	21.5	25	0
Brady	1	8	8.0	8	0
Floyd	1	22	22.0	22	0
Jensen	1	9	9.0	9	0
Saleh	1	8	8.0	8	0
TEAM	76	1834	24.1	99	1
OPPONENTS	65	1439	22.1	93	1

PASSING

	Att	Cmp	Yds	Cmp%	Yd/Att	TD	%TD	Int	Int%	Lg	TK/LS	Rate
Beuerlein	343	216	2613	63.0	7.62	17	5.0	12	3.5	68	44/251	88.2
Collins	162	76	1011	46.9	6.24	8	4.9	5	3.1	72	10/51	70.8
Floyd	1	0	0	0.0	0.00	0	0.0	1	100.0	0	0/0	0.0
Walter	1	0	0	0.0	0.00	0	0.0	0	0.0	0	0/0	39.6
TEAM	507	292	3624	57.6	7.15	25	4.9	18	3.6	72	54/302	81.5
OPPONENTS	501	298	3937	59.5	7.86	30	6.0	19	3.8	82	37/228	88.6

SCORE BY PERIODS

	1	2	3	4	OT	TOT
TEAM	60	108	61	107	0	336
OPPONENTS	84	117	128	81	3	413

DEFENSE

	TOT	S	A	FF	R	OP	PD
Barrow	158	112	46	1	2	6	1
Brady	142	95	47	2	0	5	6
Alexander	114	77	37	1	0	2	11
Gilbert	89	49	40	2	0	25	3
Lloyd	81	48	33	2	1	7	0
Greene	66	47	19	1	1	36	1
Davis	65	61	4	1	1	0	17
Richardson	56	37	19	1	1	0	2
Peter	45	27	18	1	1	8	0
Evans	42	33	9	0	0	0	9
Miller	34	18	16	0	3	9	0
Fox	32	22	10	1	0	13	0
Minter	29	26	3	0	0	0	8
Tatum	26	18	8	1	0	3	2
Morabito	25	14	11	0	0	7	2
Lofton	25	20	5	0	0	0	11
Terry	22	14	8	0	0	3	0
Smith	19	16	3	0	1	0	4
Veland	16	11	5	1	0	0	3
McGill	16	13	3	1	0	0	7
Saleh	11	5	6	1	0	1	0
Wheeler	9	8	1	0	0	0	2
Lathon	7	4	3	0	0	1	0
Jones	4	2	2	0	0	3	0

SACKS

	TOTAL	Fox	Jones	Lloyd	McGill	Peter	TEAM
Player	15.0	15.0	15.0	15.0	15.0	15.0	37.0
Greene	6.0	6.0	6.0	6.0	6.0	6.0	34.0
Barrow	4.0	4.0	4.0	4.0	4.0	4.0	30.0
Brady	4.0	4.0	4.0	4.0	4.0	4.0	28.0
Terry	2.0	2.0	2.0	2.0	2.0	2.0	12.0
Davis	1.0	1.0	1.0	1.0	1.0	1.0	6.0
OPPONENTS	54.0	54.0	54.0	54.0	54.0	54.0	312.0

F.GOALS

	1-19	20-29	30-39	40-49	50+
FIELD GOALS	1-19	20-29	30-39	40-49	50+
Kasay	0/0	5/5	4/5	6/9	4/7
TEAM	0/0	5/5	4/5	6/9	4/7
OPPONENTS	0/0	10/10	7/7	12/12	1/2

Kasay: (0/45N)(4/2G,4/2G,5/6G)(5/4N,2/8G)(0/53G,2/0G, 4/7N)(5/4G)(3/2B,5/0G,4/2G,4/1G,5/1N,5/7N)(3/2G,2/7G,4/3G)(3/5G)(0/47N)(2/6G)(3/2G, 3/7G)(4/4G,2/7G)

Opponents: (4/3G)(4/6G,5/6G)(4/1G)(2/3G,2/5G, 2/8G)(2/7G,5/5N,3/8G)(3/3G)(4/2G,4/7G,4/4G)(4/9G)(4/6G) 2/2G(3/3G,4/1G)(3/0G,3/7G,2/6G, 3/8G)(2/3G)(0/43G,3/8G)(2/2G,2/8G,4/7G,4/2G)

PANTHERS USUAL STARTERS

WR 87 Muhammad (16)	LE 97 Peter (11)
LT 78 Brockermeyer (14)	NT 90 Morabito (5)
LG 66 Campbell (7)	RE 94 Gilbert (16)
C 65 Garcia (5)	LOLB 91 Greene (15)
RG 64 Lacina (10)	LLB 52 Brady (16)
RT 76 Davids-Garido (16)	RILB 56 Barrow (16)
TE 85 Walls (14)	ROLB 95 Lloyd (14)
WR 81 Ismail (15)	LCB 25 Davis (16)
QB 7 Beuerlein (12)	RCB 33 Evans (7)
FB 40 Floyd (13)	SS 39 Richardson (7)
HB 32 Lane (11)	FS 46 Alexander (11)

ADMINISTRATION
& COACHES

VETERANS

ROOKIES

2012 IN REVIEW

RECORDS

TEAM HISTORY

REFERENCE

1999 REGULAR SEASON STATISTICS

ADMINISTRATION
& COACHES

VETERANS

ROOKIES

2012 IN REVIEW

RECORDS

TEAM HISTORY

REFERENCE

WON 8, LOST 8

HEAD COACH GEORGE SEIFERT				2nd NFC WEST	
09/12	L	10-19	at New Orleans	58,166	
09/19	L	20-22	JACKSONVILLE	64,261	
09/26	W	27-3	CINCINNATI	61,269	
10/03	L	36-38	at Washington	76,831	
10/17	W	31-29	at San Francisco	68,151	
10/24	L	9-24	DETROIT	64,322	
10/31	L	20-27	at Atlanta	52,594	
11/07	W	33-7	PHILADELPHIA	62,569	
11/14	L	10-35	at St. Louis	65,965	
11/21	W	31-17	at Cleveland	72,818	
11/28	W	34-28	ATLANTA	55,507	
12/05	L	21-34	ST. LOUIS	62,285	
12/12	W	33-31	at Green Bay	59,869	
12/18	W	41-24	SAN FRANCISCO	62,373	
12/26	L	20-30	at Pittsburgh	39,428	
01/02	W	45-13	NEW ORLEANS	56,929	

STATISTIC

	CAR.	OPP.
TOTAL FIRST DOWNS	307	331
Rush/Pass/Pen	78/208/21	115/189/27
3rd Down: Made/Att	77/201	89/214
3rd Down Pct.	38.3	41.6
4th Down: Made/Att	10/20	11/20
4th Down Pct.	50.0	55.0
POSSESSION AVG.	29:23	30:37
TOTAL NET YARDS	5686	5503
Avg. Per Game	355.4	343.9
Total Plays	982	1042
Avg. Per Play	5.8	5.3
NET YARDS RUSHING	1525	1898
Avg. Per Game	95.3	118.6
Total Rushes	356	450
NET YARDS PASSING	4161	3605
Avg. Per Game	260.1	225.3
Sacked/Yards Lost	51/286	35/235
Gross Yards	4447	3840
Att./Completions	575/345	557/327
Completion Pct.	60.0	58.7
Had Intercepted	15	15
PUNTS/AVERAGE	65/39.4	74/39.5
Net Punting Avg.	65/36.7	74/34.4
PENALTIES/YARDS	106/857	109/877
FUMBLES/BALL LOST	24/19	22/14
TOUCHDOWNS	50	47
Rushing	12	13
Passing	36	26
Return	2	8

SCORING

	TD	Ru	Pa	Rt	PAT	FG	2	S	PT
Kasay	0	0	0	0	33/33	22/25	0	0	99
Cunningham	0	0	0	0	13/14	3/3	0	0	22
Jeffers	12	0	12	0	0/0	0/0	0	0	72
Walls	12	0	12	0	0/0	0/0	0	0	72
Muhammad	8	0	8	0	0/0	0/0	0	0	48
Biakabutuka	6	6	0	0	0/0	0/0	0	0	36
Floyd	3	3	0	0	0/0	0/0	0	0	18
Bates	2	0	2	0	0/0	0/0	0	0	12
Beuerlein	2	2	0	0	0/0	0/0	0	0	12
Hayes	2	0	2	0	0/0	0/0	0	0	12
Kinchen	2	0	2	0	0/0	0/0	0	0	12
Lane	1	1	0	0	0/0	0/0	0	0	6
TEAM	50	12	36	2	46/47	25/28	0	0	421
OPPONENTS	47	13	26	8	42/43	19/25	0	0	381

PASSING

	Att	Cmp	Yds	Cmp%	Yd/Att	TD	TD%	Int	Int%	Lg	TK/LS	Rate
Beuerlein	571	343	4436	60.1	7.77	36	6.3	15	2.6	88t	50/280	94.6
Lewis	3	2	11	66.7	3.67	0	0.0	0	0.0	12	1/6	72.9
Bono	1	0	0	0.0	0.0	0	0.0	0	0.0	0	0/0	39.6
TEAM	575	345	4447	60.0	7.73	36	6.3	15	2.6	88t	51/286	94.3
OPPONENTS	557	327	3840	58.7	6.89	26	4.7	15	2.7	67t	35/235	84.1

RUSHING

	No	Yds	Avg	Long	TD
Biakabutuka	138	718	5.2	67t	6
Lane	115	475	4.1	41t	1
Beuerlein	27	124	4.6	16	2
Floyd	35	78	2.2	16	3
Johnson	25	72	2.9	23	0
Metcalf	2	20	10.0	17	0
Jeffers	2	16	8.0	23	0
Bates	3	12	4.0	12	0
Hetherington	2	7	3.5	5	0
Caruth	1	4	4.0	4	0
Lewis	4	1	0.3	4	0
Bono	2	-2	-1.0	-1	0
TEAM	356	1525	4.3	67t	12
OPPONENTS	450	1898	4.2	44t	13

RECEIVING

	No	Yds	Avg	Long	TD
Muhammad	96	1253	13.1	60t	8
Jeffers	63	1082	17.2	88t	12
Walls	63	822	13.0	37t	12
Biakabutuka	23	189	8.2	32	0
Lane	23	163	7.1	23	0
Floyd	21	179	8.5	25	0
Caruth	14	200	14.3	43	0
Johnson	13	103	7.9	22	0
Hayes	11	270	24.5	56t	2
Metcalf	11	133	12.1	33	0
Kinchen	5	45	9.0	26t	2
Mangum	1	6	6.0	6	0
Bates	1	2	2.0	2	0
TEAM	345	4447	12.9	88t	36
OPPONENTS	327	3840	11.7	67t	26

INTERCEPTIONS

	No	Yds	Avg	Long	TD
Davis	5	49	9.8	16	0
Minter	3	69	23.0	44	0
Alexander	2	18	9.0	18	0
Evans	2	1	0.5	1	0
Richardson	1	27	27.0	27	0
Gilbert	1	4	4.0	4	0
Wells	1	1	1.0	1	0
TEAM	15	169	11.3	44	0
OPPONENTS	15	267	17.8	57t	3

PUNTING

	No	Yds	Avg	Net	TB	I20	Lg	B
Walter	65	2562	39.4	36.7	1	18	56	0
TEAM	65	2562	39.4	36.7	1	18	56	0
OPPONENTS	74	2924	39.5	34.4	7	16	57	1

PUNT RET.

	Ret	FC	Yds	Avg	Long	TD
Metcalf	34	18	238	7.0	30	0
Johnson	1	0	3	3.0	3	0
TEAM	35	18	241	6.9	30	0
OPPONENTS	32	21	158	4.9	27	0

KICKOFF RET.

	No	Yds	Avg	Long	TD
Bates	52	1287	24.8	100t	2
Metcalf	4	56	14.0	31	0
Kinchen	3	29	9.7	15	0
Lane	3	58	19.3	22	0
Mangum	2	20	10.0	13	0
Hetherington	1	16	16.0	16	0
Johnson	1	9	9.0	9	0
TEAM	66	1475	22.3	100t	2
OPPONENTS	76	1425	18.8	58	0

SCORE BY PERIODS

	1	2	3	4	OT	TOT
TEAM	90	155	89	87	0	421
OPPONENTS	78	111	67	125	0	381

DEFENSE

	TOT	S	A	FF	FR	OP	PD
Barrow	131	88	43	1	1	1	1
Wells	106	66	40	2	2	0	5
Alexander	96	75	21	1	0	0	8
Minter	91	67	24	0	2	2	6
Gilbert	81	43	38	18	3	0	5
Davis	77	65	12	0	1	1	12
Wiley	67	46	21	11	0	0	0
Evans	66	53	13	0	1	0	14
Morabito	57	43	14	7	0	0	0
Greene	49	34	15	11	1	3	1
Rucker	42	31	11	5	0	0	2
Peter	33	21	12	5	0	0	4
Tovar	32	17	15	0	0	0	1
Jones, D.	30	15	15	1	0	0	0
Edwards	29	21	8	6	0	0	0
Mullen	24	20	4	1	0	0	3
Swift	24	20	4	0	0	0	4
Tuaolo	22	13	9	3	0	1	0
Jones, E.	11	7	4	8	0	0	0
Richardson	10	9	1	1	0	0	0
Terry, R.	7	4	3	0	0	0	0
Navie	3	3	0	0	0	0	0
Dingle	3	1	2	0	0	0	0
Maumau	2	0	2	0	0	0	0
Scurlock	1	1	0	0	0	0	0
Terry, C.	0	0	0	0	0	1	0
Muhammad	0	0	0	0	1	0	0

SACKS

	TOTAL	Edwards	2.0
Player	12.0	Minter	1.0
Greene	4.5	Richardson	1.0
Peter	4.0	Tuaolo	1.0
Barrow	3.0	Wells	0.5
Rucker	2.5	TEAM	35.0
Gilbert	2.5	OPPONENTS	51.0
E. Jones	2.5		

F.GOALS

	1-19	20-29	30-39	40-49	50+
Cunningham	0/0	2/2	0/0	1/1	0/0
Kasay	1/1	8/8	6/6	5/6	2/4
TEAM	1/1	10/10	6/6	6/7	2/4
OPPONENTS	0/0	5/5	8/11	6/8	0/1

Kasay(52G,53N0)(48G,21G)(43G,52N,43G,42G)(19G)
(21G,30G,23G)(31G,51G)(38G,28G,33G,22G)(24G)(44G)
(30G,24G,47N)(20G,37G)(0/0)
Cunningham:(0/0)(0/0)(0/0)(0/0)(0/0)(21G,43G)(0/27G)
Opponents:(46G,21G)(36G,40G,31G,49N)
(47N,37N,30N,39G)(31G)(38G,34G,40G)(29G)(39G,24G)
(0/0)(38N,23G)(0/44G,51N,29G)(40G)(37G)(46G)(0/0)

PANTHERS USUAL STARTERS

WR 87 Muhammad (15)	LE 97 Peter (9)
LT 75 C. Jones (16)	NT 90 Morabito (16)
LG 66 Campbell (10)	RT 94 Gilbert (16)
C 65 Garcia (16)	RE 99 Wiley (16)
RG 61 Redmon (15)	SLB 51 Greene (16)
RT 70 Tany (16)	MLB 95 Wells (10)
TE 85 Walls (16)	WLB 56 Barrow (16)
WR 81 Jeffers (10)	LCB 25 Davis (16)
QB 7 Beuerlein (16)	RCB 33 Evans (16)
FB 40 Floyd (16)	SS 46 Alexander (16)
HB 32 Biakabutuka (11)	FS 30 Minter (16)

2000 REGULAR SEASON STATISTICS

WON 7, LOST 9

HEAD COACH GEORGE SEIFERT

09/03	L	17-20	at Washington	80,257
09/10	W	38-22	at San Francisco	66,879
09/17	L	10-15	ATLANTA	66,498
10/01	L	13-16OT	DALLAS	68,909
10/08	W	26-3	SEATTLE	57,090
10/15	L	6-24	at New Orleans	50,015
10/22	W	34-16	SAN FRANCISCO	61,350
10/29	L	12-13	at Atlanta	46,178
11/05	W	27-24	at St. Louis	66,048
11/12	L	10-20	NEW ORLEANS	61,789
11/19	L	17-31	at Minnesota	64,208
11/27	W	31-14	GREEN BAY	62,518
12/03	W	16-3	ST. LOUIS	46,659
12/10	L	14-15	at Kansas City	77,481
12/17	W	30-22	SAN DIEGO	42,206
12/24	L	9-52	at Oakland	60,637

STATISTIC

	CAR.	OPP.
TOTAL FIRST DOWNS	304	304
Rushing	63	107
Passing	201	184
Penalty	40	13
3rd Down: Made/Att	78/198	90/208
3rd Down Pct.	39.4	43.3
4th Down: Made/Att	8/14	6/19
4th Down Pct.	57.1	31.6
POSSESSION AVG.	29:54	30:06
TOTAL NET YARDS	4654	5656
Avg. Per Game	290.9	353.5
Total Plays	998	1005
Avg. Per Play	4.7	5.6
NET YARDS RUSHING	1186	1944
Avg. Per Game	74.1	121.5
Total Rushes	363	426
NET YARDS PASSING	3468	3712
Avg. Per Game	216.8	232.0
Sacked/Yards Lost	69/382	27/226
Gross Yards	3850	3938
Att./Completions	566/340	552/352
Completion Pct.	60.1	63.8
Had Intercepted	19	17
PUNTS/AVERAGE	66/37.3	58/39.8
Net Punting Avg.	66/33.8	58/32.3
PENALTIES/YARDS	84/683	128/1073
FUMBLES/BALL LOST	25/16	37/21
TOUCHDOWNS	31	35
Rushing	7	12
Passing	19	19
Returns	5	4

SCORING

TD	Ru	Pa	Rt	PAT	FG	2	S	PT
Nedney TM	0	0	0	0	20/20	26/28	0	0 98
Muhammad	6	0	0	0	0/0	0/0	0	0 36
Biakabutuka	4	2	2	0	0/0	0/0	0	0 24
Cunningham	0	0	0	0	9/9	5/7	0	0 24
Hayes	3	3	0	0	0/0	0/0	0	0 18
Hetherington	3	2	1	0	0/0	0/0	0	0 18
Byrd	2	0	2	0	0/0	0/0	0	0 12
Floyd	2	1	1	0	0/0	0/0	0	0 12
Walls	2	0	2	0	0/0	0/0	0	0 12
Beuerlein	1	1	0	0	0/0	0/0	1	0 8
Bates	1	0	1	0	0/0	0/0	0	0 6
Crawford	1	0	1	0	0/0	0/0	0	0 6
Evans	1	0	1	0	0/0	0/0	0	0 6
Hitchcock	1	0	1	0	0/0	0/0	0	0 6
Hoover	1	1	0	0	0/0	0/0	0	0 6
Mangum	1	0	1	0	0/0	0/0	0	0 6
Minter	1	0	1	0	0/0	0/0	0	0 6
Uwaezuoke	1	0	1	0	0/0	0/0	0	0 6
TEAM	31	7	19	5	29/2931/35	1	0	310
OPPONENTS	35	12	19	4	30/3120/30	2	3	310

3rd NFC WEST

RUSHING

Biakabutuka	173	627	3.6	43	2
Hoover	89	290	3.3	35	1
Beuerlein	44	106	2.4	15	1
Hetherington	23	65	2.8	14	2
Lewis	8	36	4.5	19	0
Floyd	16	33	2.1	8	1
Bates	5	13	2.6	8	0
Muhammad	2	12	6.0	8	0
Craig	2	4	2.0	5	0
Walter	1	0	0.0	0	0
TEAM	363	1186	3.3	43	7
OPPONENTS	426	1944	4.6	42	12

RECEIVING

Muhammad	102	1183	11.6	36	6
Hayes	66	926	14.0	43	3
Biakabutuka	34	341	10.0	25	2
Walls	31	422	13.6	54	2
Byrd	22	241	11.0	34	2
Mangum	19	215	11.3	31	1
Floyd	17	114	6.7	15	1
Hoover	15	112	7.5	16	0
Hetherington	14	116	8.3	19	1
Bates	5	38	7.6	23	0
Crawford	4	47	11.8	16	1
Uwaezuoke	4	46	11.5	21	0
Hankton	4	38	9.5	14	0
Craig	2	4	2.0	4	0
Kinchen	1	7	7.0	7	0
TEAM	340	3850	11.3	54	19
OPPONENTS	352	3938	11.2	62	19

INTERCEPTIONS

	No	Yds	Avg	Long	TD
Davis	5	14	2.8	8	0
Hitchcock	3	116	38.7	88	1
Minter	2	38	19.0	30	1
Evans	2	17	8.5	17	0
Wells	1	14	14.0	14	0
Gilbert	1	0	0.0	0	0
Navies	1	0	0.0	0	0
Robinson	1	0	0.0	0	0
Woodall	1	0	0.0	0	0
TEAM	17	199	11.7	88	2
OPPONENTS	19	365	19.2	46	2

PUNTING

NO	YDS	AVG	NET	TB	I20	LG	B	
Walter	64	2459	38.4	33.8	2	19	66	2
TEAM	66	2459	37.3	33.8	2	19	66	2
OPPONENTS	58	2311	39.8	32.3	10	13	55	0

PUNT RET.

PORT KEY:	Ret	FC	Yds	Avg	Long	TD
Uwaezuoke	10	6	173	17.3	64	1
Bates	7	3	31	4.4	12	0
Davis	2	2	24	12.0	20	0
Byrd	1	1	10	10.0	10	0
Hitchcock	1	0	0	0.0	0	0
TEAM	21	12	238	11.3	64	1
OPPONENTS	25	22	187	7.5	36	0

KICKOFF RET.

NO	YDS	AVG	LONG	TD	
Bates	42	941	22.4	92t	1
Byrd	9	172	19.1	30	0
Hetherington	2	21	10.5	11	0
Burks	1	25	25.0	25	0
R. Green	1	1	1.0	1	0
TEAM	55	1160	21.1	92t	1
OPPONENTS	64	1120	17.5	32	0

PASSING

Beuerlein	533	324	3730	60.8
Lewis	32	16	120	50.0
Walter	1	0	0	0.0
TEAM	566	340	3850	60.1
OPPONENTS	552	352	3938	63.8

SCORE BY PERIODS

	1	2	3	4	OT	TOT
TEAM	78	106	60	66	0	310
OPPONENTS	46	108	70	83	3	310

DEFENSE

Minter	142	91	51	0	5	1	3
Robinson	118	69	49	0	1	3	1
Woodall	109	70	39	1	1	1	1
Towns	106	71	35	0	3	2	0
Evans	97	77	20	0	2	5	18
Wells	85	62	23	2	1	0	2
Davis	81	61	20	0	3	0	18
Gilbert	71	54	17	14	2	1	4
Rucker	52	34	18	7	1	0	1
Morabito	40	28	12	4	0	1	0
Lucas	38	21	17	3	1	1	2
Williams	37	23	14	7	1	0	1
Hitchcock	33	32	1	0	1	0	4
White	27	17	10	17	0	1	1
Navies	24	17	7	4	1	0	0
Peter	20	12	8	4	0	0	0
Anderson	19	13	6	0	0	0	2
Swann	18	10	8	8	0	0	5
McKinley	17	11	6	1	0	0	0
Richardson	5	3	2	0	0	0	1
Smith	5	3	2	0	0	0	0
Minor	4	0	4	0	0	0	0

SACKS

Player	TOTAL	Morabito	2.0
Williams	6.0	Navies	2.0
White	5.5	Peter	2.0
Gilbert	4.0	Swann	1.0
Rucker	2.5	TEAM	27.0
Minter	2.0	OPPONENTS	69.0

F.GOALS

	1-19	20-29	30-39	40-49	50+
Cunningham	0/0	3/5	2/2	0/0	0/0
Nedney	1/1	10/10	6/7	7/8	2/2
TEAM	1/1	13/15	8/9	7/8	2/2
OPPONENTS	0/0	8/8	7/10	5/9	0/3

Nedney: (000)(446,426,226,296,34N)(52G,46G)(30G, 38G)(35G,48G,25G,24G)(35G,45G,24G,46G)(38G)(28G) (26G)(20G,23G,37G)(48N)(18G)(46G,21G,51G)

Cunningham: (29G,27N)(24G)(25B,33G)(39G,23G) 000000000000

Opponents: (24G,21G)(0)(31G,50N,47N,27G)(27G, 45N, 24G)(42G)(51B,29G)(38G)(35G,46N,31G,42N)(28G,50N, 37N)(33N,40G,42G)(43G)(0)(38G)(35G,24G,33G)(37B) (42G)

PANTHERS USUAL STARTERS

WR 81	Hayes (15)	LE 92	White (16)
LT 75	Jones (11)	LT 90	Morabito (13)
LG 66	Campbell (14)	RT 94	Gilbert (15)
C 65	Garcia (16)	RE 96	Williams (14)
RG 63	Nesbitt (16)	SLB 95	Wells (14)
RT 70	Terry (16)	MLB 57	Towns (16)
TE 85	Walls (8)	WLB 54	Woodall (16)
WR 87	Muhammad (16)	LGB 25	Davis (16)
QB 7	Beuerlein (16)	SS 33	Evans (16)
FB 40	Floyd (8)	SS 30	Minter (16)
RB 21	Biakabutuka (11)	FS 41	Robinson (16)

ADMINISTRATION
& COACHES

VETERANS

ROOKIES

2012 IN REVIEW

RECORDS

TEAM HISTORY

REFERENCE

2001 REGULAR SEASON STATISTICS

ADMINISTRATION
& COACHES

VETERANS

ROOKIES

2012 IN REVIEW

RECORDS

TEAM HISTORY

REFERENCE

WON 1, LOST 15

HEAD COACH GEORGE SEIFERT			
09/09	W	24-13	at Minnesota
09/23	L	16-24	at Atlanta
09/30	L	7-28	GREEN BAY
10/07	L	14-24	at San Francisco
10/14	L	25-27	NEW ORLEANS
10/21	L	14-17OT	at Washington
10/28	L	12-13	NEW YORK JETS
11/04	L	6-23	at Miami
11/11	L	14-48	at St. Louis
11/18	L	22-25OT	SAN FRANCISCO
11/25	L	7-10	ATLANTA
12/02	L	23-27	at New Orleans
12/09	L	24-25	at Buffalo
12/23	L	32-38	ST. LOUIS
12/30	L	7-30	ARIZONA
01/06	L	6-38	NEW ENGLAND

5th NFC WEST

RUSHING

	No	Yds	Avg	Long	TD
Huntley	165	665	4.0	25	2
Biakabutuka	53	230	4.3	27	1
Goings	66	197	3.0	16	0
Weinke	37	128	3.5	23	6
Hoover	17	71	4.2	10	0
Smith	4	43	10.8	39	0
Craig	3	20	6.7	13	0
Hetherington	5	12	2.4	8	0
Lyle	2	8	4.0	4	0
Sauerbrun	1	0	0.0	0	0
Byrd	1	-2	-2.0	-2	0
TEAM	354	1372	3.9	39	9
OPPONENTS	521	2301	4.4	71t	13

RECEIVING

	No	Yds	Avg	Long	TD
Hayes	52	597	11.5	48	2
Muhammad	50	585	11.7	43	1
Walls	43	452	10.5	25	5
Byrd	37	492	13.3	42	1
Hoover	26	185	7.1	19	0
Hetherington	23	124	5.4	15	0
Huntley	21	101	4.8	23	1
Mangum	15	89	5.9	11	2
Jeffers	14	127	9.1	21	0
Biakabutuka	12	121	10.1	47	0
Smith	10	154	15.4	33	0
Goings	8	39	4.9	11	0
Broughton	2	22	11.0	13	0
Crawford	1	10	10.0	10	0
TEAM	314	3098	9.9	48	12
OPPONENTS	306	3809	12.4	94t	25

INTERCEPTIONS

	No	Yds	Avg	Long	TD
Evans	8	126	15.8	49	1
Grant	5	96	19.2	43	0
Hitchcock	3	65	21.7	35	0
Minter	2	32	16.0	30	0
Buckner	1	29	29.0	29	0
Howard	1	16	16.0	16	0
Morgan	1	10	10.0	10	0
Anderson	1	0	0.0	0	0
Towns	1	0	0.0	0	0
J. Williams	1	0	0.0	0	0
TEAM	24	374	15.6	49	1
OPPONENTS	22	432	19.6	76t	6

PUNTING

	No	Yds	Avg	Net	TB	I20	Lg	B
Sauerbrun	93	4419	47.5	38.9	17	35	73	1
TEAM	94	4419	47.0	38.9	17	35	73	1
OPPONENTS	85	3457	40.7	34.6	5	24	59	0

PUNT RET.

	Ret	FC	Yds	Avg	Long	TD
Smith	34	10	364	10.7	70t	1
Byrd	5	2	56	11.2	22	0
TEAM	39	12	420	10.8	70t	1
OPPONENTS	42	19	425	10.1	68t	1

KICKOFF RET.

	No	Yds	Avg	Long	TD
Smith	56	1431	25.6	99t	2
Byrd	10	225	22.5	26	0
Hetherington	4	31	7.8	12	0
Broughton	3	46	15.3	26	0
Crawford	1	8	8.0	8	0
Hoover	1	8	8.0	8	0
Huntley	1	20	20.0	20	0
TEAM	76	1769	23.3	99t	2
OPPONENTS	60	1340	22.3	46	0

PASSING

	Att	Cmp	Yds	Cmp%	Yd/Att	TD	20	Int	Int%	Lg	TK/LS	Rate
Weinke	540	293	2931	54.3	5.43	11	2.0	19	3.5	48	26/177	62.0
Lyle	30	17	133	56.7	4.43	1	3.3	3	10.0	28	3/24	39.3
Craig	8	4	34	50.0	4.25	0	0.0	0	0.0	18	2/15	61.5
Huntley	1	0	0	0.0	0.00	0	0.0	0	0.0	0	1/0	39.6
TEAM	579	314	3098	54.2	5.35	12	2.1	22	3.8	48	32/216	60.6
OPPONENTS	510	306	3809	60.0	7.47	25	4.9	24	4.7	94t	26/167	79.9

DEFENSE

	TOT	S	A	QP	FF	FR	PD
Minter	108	65	43	-	4	1	10
Towns	101	70	31	-	2	-	1
Evans	83	59	24	-	1	-	14
Morgan	75	47	28	2	-	1	2
Grant	74	48	26	-	-	-	12
Rucker	72	47	25	9	4	1	1
Hambrick	62	44	18	1	-	1	1
Chester	55	36	19	3	-	-	1
Williams	53	34	20	7	-	-	-
Hitchcock	54	44	9	-	-	-	11
Jenkins	52	36	16	2	-	1	-
Buckner	50	36	14	6	-	-	5
Anderson	48	42	6	-	1	2	7
Wells	45	27	18	-	1	-	1
Gilbert	32	22	10	6	-	-	-
Slade	31	19	12	6	1	-	4
Hemsley	28	17	11	-	-	-	-
Navies	26	19	7	-	-	-	-
Lucas	21	14	7	-	-	-	1
Minor	16	12	4	1	-	-	1
Howard	14	11	3	-	-	-	1
Peter	13	9	4	3	-	-	-
Cooper	11	11	-	-	1	-	-
Richardson	10	8	2	-	1	-	-
Wilson	8	5	3	-	-	-	-
Harper	4	4	-	-	-	-	-
Milem	3	2	1	1	-	-	-
Killings	2	2	-	-	-	-	-
Hawkes	1	1	-	-	-	-	-
Posey	1	1	-	-	-	-	-

SACKS

	TOTAL	Lucas
Player	9.0	Morgan
Rucker	4.5	Williams
Buckner	2.5	Chester
Slade	2.0	Wilson
Gilbert	2.0	TEAM
Jenkins	2.0	OPPONENTS
Grant	1.0	32.0
Howard	1.0	

F.GOALS

	1-19	20-29	30-39	40-49	50+
Kasay	0/0	10/10	4/4	7/9	2/5
TEAM	0/0	10/10	4/4	7/9	2/5
OPPONENTS	2/2	9/9	7/9	7/10	0/0

Kasay:(23G)(30G,26G,31G)(0)(46G,52G)(0)
(45G,45G)(27G,20G,51N)(53N)(25G,41G,28G)
(0)(47G,23G,51G)(37(47N,22G,29G,30G,46G)
(44N,52N)(29G,40G)
Opponents:(41N)(25G)(42G,46G,37N)(40G)
(30G,39G)(32N,23G)(43G,34G)(36G,45G,29G)
(25G,35G)(26G)(39G)(42G,24G)(20G,27G)(45N,
33G,45N)(41G,18G,26G)(19G)

PANTHERS USUAL STARTERS

WR 87	Muhammad (11)	LE 96	Williams (13)
LT 75	Steussie (16)	LT 99	Buckner (10)
LG 63	Nesbitt (15)	RT 77	Jenkins (11)
C 60	Mitchell (15)	RE 93	Rucker (16)
RG 65	Donnalley (6)	SLB 55	Morgan (8)
RT 70	Terry (15)	MLB 57	Towns (15)
TE 85	Walls (14)	WLB 59	Hambrick (7)
WR 81	Hayes (15)	LCB 46	Anderson (9)
QB 16	Weinke (15)	RCB 33	Evans (16)
FB 45	Hoover (7)	SS 30	Minter (14)
RB 34	Huntley (9)	FS 27	Grant (16)

SCORING

	TD	Ru	Pa	Rt	PAT	FG	2	S	PT
Kasay	0	0	0	0	22/23	0	0	0	91
Weinke	6	6	0	0	0	0	0	0	36
Walls	5	0	5	0	0	0	0	0	30
Huntley	3	2	1	0	0	0	0	0	18
Smith	3	0	0	3	0	0	0	0	18
Hayes	2	0	2	0	0	0	0	0	12
Mangum	2	0	2	0	0	0	0	0	12
Anderson	1	0	1	0	0	0	0	0	6
Biakabutuka	1	1	0	0	0	0	0	0	6
Byrd	1	0	1	0	0	0	0	0	6
Crawford	1	0	0	1	0	0	0	0	6
Evans	1	0	0	1	0	0	0	0	6
Muhammad	1	0	1	0	0	0	0	0	6
TEAM	27	9	12	6	22/23	0	0	0	253
OPPONENTS	48	13	25	10	43/44	25	30	0	410

SCORE BY PERIODS

	1	2	3	4	OT	TOT
TEAM	50	83	52	68	0	253
OPPONENTS	78	114	112	100	6	410

2002 REGULAR SEASON STATISTICS

WON 7, LOST 9

4th NFC SOUTH

HEAD COACH JOHN FOX			
09/08	W	10-7	BALTIMORE
09/15	W	31-7	DETROIT
09/22	W	21-14	at Minnesota
09/29	L	14-17	at Green Bay
10/06	L	13-16	ARIZONA
10/13	L	13-14	at Dallas
10/20	L	0-30	at Atlanta
10/27	L	9-12	TAMPA BAY
11/10	L	24-34	NEW ORLEANS
11/17	L	10-23	at Tampa Bay
11/24	L	0-41	ATLANTA
12/01	W	13-6	at Cleveland
12/08	W	52-31	CINCINNATI
12/15	L	14-30	at Pittsburgh
12/22	W	24-14	CHICAGO
12/29	W	10-6	at New Orleans

STATISTIC	CAR.	OPP.
TOTAL FIRST DOWNS	238	271
Rushing	82	95
Passing	133	155
Penalty	23	21
3rd Down: Made/Att	64/224	77/234
3rd Down Pct.	28.6	32.9
4th Down: Made/Att	4/12	5/13
4th Down Pct.	33.3	38.5
POSSESSION AVG.	29:20	30:40
TOTAL NET YARDS	4280	4646
Avg. Per Game	267.5	290.4
Total Plays	960	1022
Avg. Per Play	4.5	4.5
NET YARDS RUSHING	1586	1653
Avg. Per Game	99.1	103.3
Total Rushes	452	448
NET YARDS PASSING	2694	2993
Avg. Per Game	168.4	187.1
Sacked/Yards Lost	44/287	52/336
Gross Yards	2981	3329
Att./Completions	464/255	522/293
Completion Pct.	55.0	56.1
Had Intercepted	22	17
PUNTS/AVERAGE	105/45.1	103/41.3
Net Punting Avg.	105/37.5	103/34.2
PENALTIES/YARDS	94/785	98/782
FUMBLES/BALL LOST	28/18	36/16
TOUCHDOWNS	30	33
Rushing	11	12
Passing	15	18
Returns	4	3

SCORING	TD	Ru	Pa	Rt	PAT	FG	2	S	PT
Graham	0	0	0	0	21/21	13/18	0	0	60
L. Smith	7	7	0	0			0	0	42
Brown	5	4	1	0			0	0	30
S. Smith	5	0	3	2			0	0	30
Walls	4	0	4	0			0	0	24
Muhammad	3	0	3	0			0	0	18
Hoover	2	0	2	0			0	0	12
Kasay	0	0	0	0	5/5	2/5	0	0	11
Byrd	1	0	1	0			0	0	6
Minter	1	0	1	0			0	0	6
Wallace	1	0	1	0			0	0	6
Wiggins LG	1	0	1	0			0	0	6
Wiggins TM	1	0	1	0			0	0	6
Hilbert	0	0	0	0	3/3	0/2	0	0	3
Goings	0	0	0	0			1	0	2
TEAM	30	11	15	4	29/29	15/25	1	0	258
OPPONENTS	32	12	18	3	32/33	24/29	0	0	302

SCORE BY PERIODS

	1	2	3	4	OT	TOT
TEAM	51	68	70	69	0	258
OPPONENTS	63	74	75	90	0	302

RUSHING	No	Yds	Avg	Long	TD
L. Smith	209	737	3.5	59	7
Brown	102	360	3.5	24	4
Goings	50	188	3.8	20	0
Hoover	31	129	4.2	11	0
Fasani	18	95	5.3	19	0
Muhammad	3	40	13.3	20	0
Montgomery	7	20	2.9	5	0
Peete	22	14	0.6	10	0
Weinke	5	9	1.8	13	0
Smart	1	2	2.0	2	0
Byrd	1	0	0.0	0	0
Hankton	2	-4	-2.0	2	0
S. Smith	1	-4	-4.0	-4	0
TEAM	452	1586	3.5	59	11
OPPONENTS	448	1653	3.7	44	12

RECEIVING	No	Yds	Avg	Long	TD
Muhammad	63	823	13.1	42	3
S. Smith	54	872	16.1	69	3
L. Smith	20	167	8.4	58	0
Walls	19	241	12.7	27	4
Goings	18	91	5.1	14	0
Hoover	17	187	11.0	33	2
Brown	17	86	5.1	15	1
Mangum	16	159	9.9	35	0
Byrd	14	164	11.7	31	1
Wiggins LG	10	62	6.2	17	1
Wiggins TM	8	45	5.6	17	1
Hankton	9	146	16.2	31	0
TEAM	255	2981	11.7	69	15
OPPONENTS	293	3329	11.4	80	18

INTERCEPTIONS	No	Yds	Avg	Long	TD
Minter	4	125	31.3	62	1
Grant	3	16	5.3	10	0
Morgan	2	26	13.0	22	0
Howard	2	19	9.5	13	0
McDaniel	2	13	6.5	13	0
Cousin	2	4	2.0	4	0
Fields	1	37	37.0	30	0
Peppers	1	21	21.0	21	0
TEAM	17	261	15.4	62	1
OPPONENTS	22	197	9.0	41	1

PUNTING	No	Yds	Avg	Net	TB	I20	Lg	B
Sauerbrun	104	4735	45.5	37.5	12	31	67	1
TEAM	105	4735	45.1	37.5	12	31	67	1
OPPONENTS	103	4251	41.3	34.2	12	29	66	0

PUNT RET.	Ret	FC	Yds	Avg	Long	TD
Smith	55	13	470	8.5	87	2
Byrd	2	3	17	8.5	17	0
TEAM	57	16	487	8.5	87	2
OPPONENTS	63	7	554	8.8	61	0

KICKOFF RET.	No	Yds	Avg	Long	TD
Smith	26	571	22.0	51	0
Byrd	14	294	21.0	35	0
Brown	13	253	19.5	27	0
Black	3	44	14.7	15	0
Heinrich	1	3	3.0	3	0
Mangum	1	12	12.0	12	0
Wallace	1	13	13.0	13	0
Wiggins LG	1	18	18.0	18	0
Wiggins TM	1	18	18.0	18	0
L. Smith	0	0	---	---	0
TEAM	60	1208	20.1	51	0
OPPONENTS	50	926	18.5	31	0

PASSING

	Att	Cmp	Yds	Cmp%	Yd/Att	TD	TD%	Int	Int%	Lg	TK/Ls	Rate
Peete	381	223	2630	58.5	6.90	15	3.9	14	3.7	69	31/192	77.4
Fasani	44	15	171	34.1	3.89	0	0.0	4	9.1	27	7/60	8.8
Weinke	38	17	180	44.7	4.74	0	0.0	3	7.9	24	6/35	26.2
Brown	1	0	0	0.0	0.00	0	0.0	1	100.0	0	0/0	0.0
TEAM	464	255	2981	55.0	6.42	15	3.2	22	4.7	69	44/287	65.7
OPPONENTS	522	293	3329	56.1	6.38	18	3.4	17	3.3	80	52/336	73.4

DEFENSE	TOT	S	A	QP	FF	FR	PD
Fields	127	79	48	8	7	2	5
Minter	119	78	41	1	-	1	9
Howard	89	69	20	2	-	2	10
Witherspoon	88	49	39	2	1	1	5
Rucker	86	61	25	43	2	1	5
Grant	83	57	26	-	1	1	15
Cousin	82	57	25	4	-	1	19
Morgan	66	40	26	1	1	-	2
Jenkins	60	36	24	24	-	-	4
Allen	59	34	25	-	-	-	4
Peppers	54	37	17	19	5	-	4
Buckner	47	29	18	18	-	1	5
Navies	45	25	20	-	-	1	-
Wallace	35	22	13	21	1	2	-
Burton	31	15	16	8	-	-	2
McDaniel	31	25	6	-	-	-	4
Wesley	28	19	9	-	1	-	9
Gilbert	12	8	4	2	-	-	1
Jackson	9	3	6	-	-	-	-
Taves	7	2	5	2	-	-	2
Richardson	6	5	1	-	-	-	-
Fatafeh	3	-	3	-	-	-	-
Rasmussen	3	2	1	-	-	-	-
Towns	3	1	2	-	-	-	-
Cooper, J.	2	2	-	-	-	-	-
Cooper, D.	1	-	1	-	-	-	-
Simmons	1	-	1	-	-	-	-

SACKS			
Player	TOTAL	Burton	1.0
Peppers	12.0	Cousin	1.0
Rucker	10.0	Gilbert	1.0
Fields	7.5	Howard	1.0
Jenkins	7.0	Minter	1.0
Buckner	5.0	Morgan	1.0
Wallace	3.0	TEAM	52.0
Witherspoon	1.5	OPPONENTS	44.0

F.GOALS	1-19	20-29	30-39	40-49	50+
Graham	1/1	2/4	2/3	6/8	2/2
Kasay	0/0	2/2	0/0	0/2	0/1
Hilbert	0/0	0/0	0/1	0/1	0/0
TEAM	1/1	4/6	2/4	6/11	2/3
OPPONENTS	0/0	6/7	8/9	7/9	3/4

Graham: (0)(0)(24N)(32G,44G)(44N,50G,44G)
 (1)(20G,47G,39G)(19G)(42G,44N)(0)(32N,22B,
 43G,44G) (0)(25G)(50G)
 Kasay: (27G,50N)(46B,40N,23G)(0)(0)(0)(0)(0)(0)
 (0)(0)(0)(0)(0)(0)(0)(0)(0)(0)(0)(0)(0)(0)(0)
 Hilbert: (0)(45N,39N)(0)(0)(0)(0)(0)(0)(0)(0)(0)
 Opponents: (47N)(0)(30G)(41G,28G,50G)(0)
 (41G,45G,49G)(32G,52G,53G,47G)(39G,23G)
 (20G,32G,41G)(28B)(25G,30N,33G)(52N,
 24G)(36G,41G,23G)(48B)(30G,38G)

PANTHERS USUAL STARTERS

WR	87	Muhammad (14)	LE	90	Peppers (12)
LT	75	Steuessie (16)	LT	99	Buckner (12)
LG	63	Nesbitt (14)	RT	77	Jenkins (16)
C	60	Mitchell (16)	RE	93	Rucker (15)
RG	65	Donnalley (16)	SLB	58	Fields (15)
RT	70	Terry (10)	MLB	55	Morgan (8)
TE	85	Walls (14)	WLB	53	Navies (8)
WR	89	S.Smith (13)	LCB	21	Cousin (16)
QB	9	Peete (14)	RCB	23	Howard (14)
FB	45	Hoover (11)	SS	30	Minter (16)
RB	26	L. Smith (11)	FS	27	Grant (16)

ADMINISTRATION
& COACHES

VETERANS

ROOKIES

2012 IN REVIEW

RECORDS

TEAM HISTORY

REFERENCE

2003 REGULAR SEASON STATISTICS

ADMINISTRATION
& COACHES

VETERANS

ROOKIES

2012 IN REVIEW

RECORDS

TEAM HISTORY

REFERENCE

WON 11, LOST 5

HEAD COACH JOHN FOX			1st NFC SOUTH
09/07	W	24-23 JACKSONVILLE	72,134
09/14	W	12-9 OT at Tampa Bay	65,621
09/28	W	23-3 ATLANTA	72,765
10/05	W	19-13 NEW ORLEANS	72,496
10/12	W	23-20 OT at Indianapolis	57,082
10/19	L	17-37 TENNESSEE	72,851
10/26	W	23-20 OT at New Orleans	68,370
11/02	L	10-14 at Houston	70,052
11/09	W	27-24 TAMPA BAY	73,245
11/16	W	20-17 WASHINGTON	73,263
11/23	L	20-24 at Dallas	63,871
11/30	L	16-25 PHILADELPHIA	72,977
12/07	L	14-20 OT at Atlanta	70,079
12/14	W	20-17 at Arizona	23,217
12/21	W	20-14 DETROIT	72,835
12/28	W	37-24 at New York Giants	78,130

NFC WILDCARD

01/03	W	29-10 DALLAS	72,324
NFC DIVISIONAL PLAYOFF			
01/10	W	29-23 at St. Louis	66,165
NFC CHAMPIONSHIP			
01/18	W	14-3 at Philadelphia	67,862
SUPER BOWL XXXVIII			
02/01	L	29-32 vs New England	71,525

STATISTIC

STATISTIC	CAR.	OPP.
TOTAL FIRST DOWNS	284	274
Rushing	114	83
Passing	146	161
Penalty	24	30
3rd Down: Made/Att	78/129	78/225
3rd Down Pct.	35.6	34.7
4th Down: Made/Att	6/11	5/16
4th Down Pct.	54.5	31.3
POSSESSION AVG.	30:27	29:33
TOTAL NET YARDS	5141	4725
Avg. Per Game	321.3	295.3
Total Plays	1008	996
Avg. Per Play	5.1	4.7
NET YARDS RUSHING	2091	1722
Avg. Per Game	130.7	107.6
Total Rushes	522	434
NET YARDS PASSING	3050	3003
Avg. Per Game	190.6	187.7
Sacked/Yards Lost	26/188	40/212
Gross Yards	3238	3215
Att./Completions	460/270	522/299
Completion Pct.	58.7	57.3
Had Intercepted	16	16
PUNTS/AVERAGE	81/42.8	90/42.0
Net Punting Avg.	81/35.6	90/35.8
PENALTIES/YARDS	116/966	111/1011
FUMBLES/BALL LOST	33/15	20/10
TOUCHDOWNS	33	35
Rushing	9	10
Passing	19	19
Returns	5	6

SCORING

TD	Ru	Pa	Rt	PAT	FG	2	S	PT
Kasay	0	0	0	0	29/30	32/38	0	125
Davis	8	8	0	0	0	0	0	48
S. Smith	8	0	7	1	0	0	0	48
Proehl	4	0	4	0	0	0	0	24
Muhammad	3	0	3	0	0	0	0	18
Foster	2	0	2	0	0	0	0	12
Minter	2	0	2	0	0	0	0	12
Delhomme	1	1	0	0	0	0	0	6
Goings	1	0	1	0	0	0	0	6
Hoover	1	0	1	0	0	0	0	6
Manning	1	0	1	0	0	0	0	6
Smart	1	0	1	0	0	0	0	6
Wiggins	1	0	1	0	0	0	0	6
TEAM	33	9	19	5	29/30	32/38	0	325
OPPONENTS	35	10	19	6	31/32	21/32	0	304

1st NFC SOUTH

RUSHING

	No	Yds	Avg	Long	TD
Davis	318	1444	4.5	40	8
Foster	113	429	3.8	21	0
Goings	10	69	6.9	17	0
Smart	20	49	2.5	6	0
S. Smith	11	42	3.8	14	0
Delhomme	42	39	0.9	9	1
Hoover	6	21	3.5	5	0
Muhammad	2	-2	-1.0	0	0
TEAM	522	2091	4.0	40	9
OPPONENTS	434	1722	4.0	43	10

RECEIVING

	No	Yds	Avg	Long	TD
S. Smith	88	1110	12.6	67	7
Muhammad	54	837	15.5	60	3
Proehl	27	389	14.4	66	4
Foster	26	207	8.0	47	2
Mangum	17	199	11.7	34	0
Davis	14	159	11.4	25	0
Goings	12	97	8.1	14	1
Hoover	12	72	6.0	17	1
Wiggins	8	80	10.0	23	1
Seidman	5	35	7.0	14	0
Smart	3	11	3.7	5	0
Hankton	2	27	13.5	15	0
Dyson	2	15	7.5	9	0
TEAM	270	3238	12.0	67	19
OPPONENTS	299	3215	10.8	65	19

INTERCEPTIONS

	No	Yds	Avg	Long	TD
Minter	3	100	33.3	35	2
Manning	3	33	11.0	27	1
Grant	3	25	8.3	25	0
Wallace	2	58	29.0	53	0
Howard	2	2	1.0	2	0
Burton	1	10	10.0	10	0
Witherspoon	1	10	10.0	10	0
Rucker	1	0	0.0	0	0
TEAM	16	238	14.9	53	3
OPPONENTS	16	225	14.1	44	2

PUNTING

	No	Yds	Avg	Net	TB	I20	Lg	B
Sauerbrun	77	3433	44.6	35.6	9	22	64	3
Kasay	1	33	33.0	33.0	0	1	33	0
TEAM	81	3466	42.8	35.6	9	23	64	3
OPPONENTS	90	3778	42.0	35.8	5	31	59	1

PUNT RET.

	Ret	FC	Yds	Avg	Long	TD
S. Smith	44	14	439	10.0	53	1
Dyson	1	1	14	14.0	14	0
TEAM	45	15	453	10.1	53	1
OPPONENTS	35	12	402	11.5	89	1

KICKOFF RET.

	No	Yds	Avg	Long	TD
Smart	41	947	23.1	100	1
S. Smith	11	309	28.1	42	0
Proehl	2	34	17.0	19	0
Seidman	2	24	12.0	17	0
Hoover	1	0	0.0	0	0
Muhammad	1	2	2.0	2	0
Rasmussen	1	16	16.0	16	0
Wallace	1	13	13.0	13	0
Wiggins	0	0	—	0	0
TEAM	60	1345	22.4	100	1
OPPONENTS	70	1425	20.4	53	0

PASSING

	Att	Cmp	Yds	Cmp%	Yd/Att	TD	TD%
Delhomme	449	266	3219	59.2	7.17	19	4.2
Peete	10	4	19	40.0	1.90	0	0.0
Sauerbrun	1	0	0	0.0	0.00	0	0.0
TEAM	460	270	3238	58.7	7.04	19	4.1
OPPONENTS	522	299	3215	57.3	6.16	19	3.6

DEFENSE

	TOT	S	A	QP	FF	FR	PD
Minter	124	83	41	5	1	-	7
Witherspoon	114	76	38	7	-	-	4
Grant	105	68	37	6	-	1	13
Morgan	90	57	33	7	1	2	3
Favors	82	55	27	1	1	-	1
Howard	78	56	22	3	1	-	8
Rucker	73	56	17	20	1	-	1
Peppers	65	48	17	32	3	-	6
Jenkins	59	41	18	10	1	1	3
Manning	59	40	10	-	2	1	8
Cousin	57	40	17	3	-	-	5
Allen	52	26	26	2	1	-	2
Wallace	38	25	13	9	-	-	1
Burton	32	21	11	1	-	-	1
Buckner	31	20	11	11	1	-	3
Towns	17	12	5	-	-	-	-
Moorehead	13	4	9	4	-	-	1
Wesley	8	6	2	1	1	1	4
Rasmussen	5	4	1	1	1	-	-
Caldwell	3	1	2	-	-	-	-
Cooper	3	1	2	2	-	-	-
Branch	2	1	1	-	-	-	-
Hampton	2	2	-	-	-	-	-
Pittman	1	-	1	-	-	-	-

SACKS

	PLAYER	TOTAL	Grant	Rasmussen	Wesley	Witherspoon	Buckner	Howard	TEAM	OPPONENTS
	Rucker	12.0							40.0	26.0
	Peppers	7.0								
	Jenkins	5.0								
	Wallace	5.0								
	Burton	2.0								
	Cousin	2.0								
	Allen	1.0								

F.GOALS

	1-19	20-29	30-39	40-49	50+
Kasay	0/0	13/13	6/8	11/13	2/4
TEAM	0/0	13/13	6/8	11/13	2/4
OPPONENTS	0/0	7/7	7/11	7/11	0/3

Kasay: (49G)(28G,35G,20G,47G)(53G,23G,38G)

(49G,23G)(29G,23G,47G)(53G)(24G,29G,31G)(23G)

(48G,45G)(25G,47H,54N,26G)(44G,52N,34G)(20G,

32N,38N,49N)(0)(21G,49G)(42G,44G)(42G,33G,34G)

Opponents: (40G,55B)(38B,41G,47B)(55N,28G)

(38G,57N,26G)(39G,22G)(40G,32G,34G)(46G,42G)(0)

(39G)(46N,23G)(24G,49N,44N)(35G,48G,38G,29G)

(36N,34N)(35N,44G)(0)(28G)

PANTHERS USUAL STARTERS

WR 87	Muhammad (15)	LE 90	Peppers (16)
LT 75	Steussie (16)	LT 99	Buckner (11)
LG 78	James (16)	RT 77	Jenkins (16)
C 60	Mitchell (15)	RE 93	Rucker (13)
RG 65	Donnalley (16)	SLB 53	Favors (13)
RT 69	Gross (16)	MLB 55	Morgan (11)
TE 86	Mangum (11)	WLB 54	Witherspoon (12)
WR 89	S.Smith (11)	LCB 21	Cousin (12)
QB 17	Delhomme (15)	RCB 23	Howard (15)
FB 45	Hoover (9)	SS 30	Minter (16)
RB 48	Davis (14)	FS 27	Grant (16)

SCORE BY PERIODS

	1	2	3	4	OT	TOT
TEAM	73	70	87	86	9	325
OPPONENTS	41	94	44	119	6	304

2004 REGULAR SEASON STATISTICS

WON 7, LOST 9

3rd NFC SOUTH

09/13	L	14-24	HEAD COACH JOHN FOX	73,656
09/19	W	28-17	GREEN BAY	78,136
10/03	L	10-27	AT KANSAS CITY	73,461
10/10	L	17-20	AT DENVER	75,072
10/17	L	8-30	AT PHILADELPHIA	67,707
10/24	L	6-17	SAN DIEGO	73,096
10/31	L	17-23	AT SEATTLE	66,214
11/07	L	24-27	OAKLAND	73,518
11/14	W	37-27	AT SAN FRANCISCO	63,618
11/21	W	35-10	ARIZONA	72,796
11/28	W	21-14	TAMPA BAY	73,124
12/05	W	32-21	AT NEW ORLEANS	58,878
12/12	W	20-7	ST. LOUIS	73,306
12/18	L	31-34 OT	AT ATLANTA	70,845
12/26	W	37-20	AT TAMPA BAY	65,380
01/02	L	18-21	NEW ORLEANS	73,302

STATISTIC

CAR.

OPP.

TOTAL FIRST DOWNS	308	307
Rushing	85	98
Passing	192	177
Penalty	31	32
3rd Down: Made/Att	83/206	99/215
3rd Down Pct.	40.3	46.0
4th Down: Made/Att	3/8	6/12
4th Down Pct.	37.5	50.0
POSSESSION AVG.	29:56	30:04
TOTAL NET YARDS	5225	5382
Avg. Per Game	326.6	336.4
Total Plays	991	1021
Avg. Per Play	5.3	5.3
NET YARDS RUSHING	1582	1904
Avg. Per Game	98.9	119.0
Total Rushes	422	474
NET YARDS PASSING	3643	3478
Avg. Per Game	227.7	217.4
Sacked/Yards Lost	33/246	34/225
Gross Yards	3889	3793
Att./Completions	536/311	513/303
Completion Pct.	58.0	59.1
Had Intercepted	15	26
PUNTS/AVERAGE	79/43.1	64/41.1
Net Punting Avg.	79/36.9	64/37.9
PENALTIES/YARDS	123/1020	117/1078
FUMBLES/BALL LOST	23/11	29/12
TOUCHDOWNS	42	40
Rushing	10	19
Passing	29	18
Returns	3	3

SCORING

	TD	Ru	Pa	RT	PAT	FG	2	S	PT
Muhammad	16	0	16	0	0	0	0	0	96
Kasay	0	0	0	0	27/28	19/22	0	0	84
Goings	7	6	1	0	0	0	0	0	42
Colbert	5	0	5	0	0	0	1	0	32
Mangum	3	0	3	0	0	0	0	0	18
Seidman	2	0	2	0	0	0	1	0	14
Foster	2	0	2	0	0	0	0	0	12
Hoover	2	0	2	0	0	0	0	0	12
Peppers	2	0	2	0	0	0	0	0	12
Chandler TM	0	0	0	0	8/8	0/2	0	0	8
Sauerbrun	0	0	0	0	4/4	1/1	0	0	7
Bennett	1	1	0	0	0	0	0	0	6
Delhomme	1	1	0	0	0	0	0	0	6
Moorehead	1	1	0	0	0	0	0	0	6
Robertson LG	1	1	0	0	0	0	0	0	6
TEAM	42	10	29	3	39/40	20/25	0	0	355
OPPONENTS	40	19	18	3	39/39	20/28	0	0	339

PUNT RET.

	Ret	FC	Yds	Avg	Long	TD
Broussard	10	8	43	4.3	13	0
Gamble	9	2	69	7.7	16	0
Baker	8	3	49	6.1	18	0
Hawkins	1	0	4	4.0	4	0
Smith	0	1	0	---	---	0
TEAM	28	14	165	5.9	18	0
OPPONENTS	38	12	303	8.0	34	0

RUSHING

	No	Yds	Avg	Long	TD
Goings	217	821	3.8	57	6
Foster	59	255	4.3	71	2
Hoover	68	246	3.6	16	0
Davis	24	92	3.8	12	0
Delhomme	25	71	2.8	13	1
Robertson LG	16	71	4.4	16	1
Harris	15	53	3.5	19	0
Bennett	6	17	2.8	11	1
Muhammad	3	15	5.0	13	0
Proehl	1	9	9.0	9	0
Smart	3	4	1.3	3	0
Peele	1	-1	-1.0	-1	0
TEAM	422	1582	3.7	71	10
OPPONENTS	474	1904	4.0	71	19

RECEIVING

	No	Yds	Avg	Long	TD
Muhammad	93	1405	15.1	51	16
Colbert	47	754	16.0	63	5
Goings	45	394	8.8	37	1
Proehl	34	497	14.6	34	0
Mangum	34	323	9.5	26	3
Hoover	21	161	7.7	34	2
Seidman	13	123	9.5	27	2
Foster	9	76	8.4	42	0
Smith	6	60	10.0	15	0
Gaines	4	34	8.5	14	0
Robertson LG	4	34	8.5	14	0
Davis	2	32	16.0	22	0
Hankton	2	25	12.5	20	0
Smart	1	5	5.0	5	0
Peppers	0	0	---	0	0
Ross LG	0	0	---	0	0
Ross TM	0	0	---	0	0
TEAM	311	3889	12.5	63	29
OPPONENTS	303	3703	12.2	75	18

INTERCEPTIONS

	No	Yds	Avg	Long	TD
Gamble	6	15	2.5	13	0
Witherspoon	4	48	12.0	25	0
Manning	4	46	11.5	30	0
Branch	3	79	26.3	76	0
Peppers	2	143	71.5	97	1
Morgan	2	20	10.0	11	0
Allen	1	21	21.0	21	0
Moorehead	1	17	17.0	17	1
Fields	1	14	14.0	14	0
Hawkins	1	9	9.0	9	0
Buckner	1	8	8.0	8	0
TEAM	26	420	16.2	97	2
OPPONENTS	15	321	21.4	64	3

PUNTING

	No	Yds	Avg	Net	TB	120	Lg	B
Sauerbrun	76	3351	44.1	37.5	8	25	65	1
Kasay	2	51	25.5	15.5	1	0	34	0
TEAM	79	3402	43.1	36.9	9	25	65	1
OPPONENTS	64	2630	41.1	37.9	2	21	67	1

KICKOFF RET.

	No	Yds	Avg	Long	TD
Smart	41	947	23.1	100	1
Robertson LG	31	740	23.9	49	0
Robertson TM	6	180	30.0	49	0
Broussard	24	555	23.1	49	0
Bennett	8	177	22.1	43	0
Smart	8	169	21.1	33	0
Proehl	3	64	21.3	27	0
Baker	2	39	19.5	23	0
Colbert	2	30	15.0	19	0
Foster	2	16	8.0	14	0
Hoover	2	30	15.0	16	0
Seidman	2	20	10.0	12	0
Whitley LG	2	33	16.5	20	0
Rasmusen	1	12	12.0	12	0
Wesley	1	15	15.0	15	0
TEAM	61	1307	21.4	49	0
OPPONENTS	69	1477	21.4	66	0

PASSING

	Att	Cmp	Yds	Cmp%	Yd/Att	TD	TD%	Int	Int%	Lg	TK/LS	Rate
Delhomme	533	310	3886	58.2	7.29	29	5.4	15	2.8	63	33/246	87.3
Peele	1	1	3	100.0	3.00	0	0.0	0	0.0	3	0/0	79.2
Proehl	1	0	0	0.0	0.00	0	0.0	0	0.0	0	0/0	39.6
Smith	1	0	0	0.0	0.00	0	0.0	0	0.0	0	0/0	39.6
TEAM	536	311	3889	58.0	7.26	29	5.4	15	2.8	63	33/246	87.0
OPPONENTS	513	303	3703	59.1	7.22	19	3.5	26	5.1	75	34/225	72.0

DEFENSE

	TOT	S	A	OP	FF	FR	PD
Witherspoon	110	82	28	4	2	1	5
Morgan	109	75	34	7	1	2	5
Minter	94	45	49	1	1	2	13
Peppers	85	63	22	31	4	1	6
Gamble	84	65	19	-	1	-	12
Manning Jr.	80	54	26	1	-	-	5
Branch	67	39	28	2	-	-	5
Rucker	65	43	22	23	-	1	4
Fields	60	48	12	5	1	1	3
Buckner	55	35	20	14	1	-	4
Moorehead	50	36	14	6	-	1	2
Hawkins	36	24	12	2	3	-	5
Short	36	24	12	-	1	-	-
Giuriciu	33	25	8	-	-	-	-
Wallace	30	22	8	4	2	1	-
Allen	22	12	10	1	-	-	-
Carstens	14	9	5	-	-	1	-
Jenkins	12	8	4	-	-	-	-
Jackson	11	8	4	-	-	-	-
Wesley	7	3	4	-	-	-	-
Tillman	5	3	2	-	-	-	-
Jordan	3	2	1	-	-	-	-
Rasmusen	1	1	-	-	-	-	-

SACKS

Player.....	TOTAL	Moorehead.....	2.0
Peppers.....	11.0	Morgan.....	2.0
Fields.....	4.0	Jenkins.....	1.0
Buckner.....	3.5	Jordan.....	1.0
Rucker.....	3.5	Wallace.....	1.0
Witherspoon.....	3.0	TEAM.....	34.0
Minter.....	2.0	OPPONENTS.....	33.0

F.GOALS

	1-19	20-29	30-39	40-49	50+
Kasay	0/0	11/11	4/4	1/2	3/5
Chandler TM	0/0	0/0	0/2	0/0	0/0
Sauerbrun	0/0	0/0	1/1	0/0	0/0
TEAM	0/0	11/11	5/7	1/2	3/5
OPPONENTS	1/1	5/7	7/10	7/9	0/1

Kasay: 0-0 (26G) (53G, 52N) (0 (28G, 21G, 46N) (30G) (38G) (37G, 25G) (0 (30G, 50G, 46G, 25G, 21G, 21G) (27G, 20G) (21G) (26G) (54G, 60B)
Sauerbrun: 0-0 (00000000) (34G) (00000000)
Team: 0-0 (26G) (53G, 52N) (0 (28G, 21G, 46N) (30G) (38G) (37G, 25G, 34G) (0 (38N, 38B) (30G, 50G, 46G, 25G, 21G, 21G) (27G, 20G) (21G) (26G) (54G, 60B)
Opponents: 41 (33G, 47N) (47G, 30G) (32G, 33G) (48G, 34G, 43 (29N, 44G) (27G, 45G, 22G) (26G, 19G) (28G, 46G) (50N, 28G) (39N, 26B, 37N) (0 (137G, 45N, 38G) (0 (38N)

PANTHERS USUAL STARTERS

WR 87	Muhammad (16)	LE 90	Peppers (16)
LT 69	Gross (16)	LT 99	Buckner (15)
LG 70	Wharton (11)	RT 94	Moorehead (11)
C 60	Mitchell (16)	RE 93	Rucker (16)
RG 76	Royes (8)	SLB 58	Fields (10)
RT 71	Willig (9)	MLB 55	Morgan (12)
TE 86	Mangum (11)	WLB 54	Witherspoon (16)
WR 83	Colbert (15)	LCB 24	Manning (16)
QB 17	Delhomme (16)	RCB 20	Gamble (16)
FB 45	Hoover (6)	SS 30	Minter (16)
RB 37	Goings (7)	FS 28	Branch (15)

SCORE BY PERIODS

	1	2	3	4	OT	TOT
TEAM	78	90	62	125	0	355
OPPONENTS	80	79	92	85	3	339

ADMINISTRATION
& COACHES

VETERANS

ROOKIES

2012 IN REVIEW

RECORDS

2005 REGULAR SEASON STATISTICS

ADMINISTRATION
& COACHES

VETERANS

ROOKIES

2012 IN REVIEW

RECORDS

TEAM HISTORY

REFERENCE

WON 11, LOST 5

HEAD COACH JOHN FOX			
09/11	L	20-23	NEW ORLEANS
09/18	W	27-17	NEW ENGLAND
09/25	L	24-27	at Miami
10/03	W	32-29	GREEN BAY
10/09	W	24-20	at Arizona
10/16	W	21-20	at Detroit
10/30	W	38-13	MINNESOTA
11/06	W	34-14	at Tampa Bay
11/13	W	30-3	NEW YORK JETS
11/20	L	3-13	at Chicago
11/27	W	13-9	at Buffalo
12/04	W	24-6	ATLANTA
12/11	L	10-20	TAMPA BAY
12/18	W	27-10	at New Orleans
12/24	L	20-24	DALLAS
01/01	W	44-11	at Atlanta

2nd NFC SOUTH

72,920	73,528	72,288	73,657	38,809	61,083	73,502	65,014	73,529	62,156	71,440	73,661	73,467	32,551	73,436	70,796
--------	--------	--------	--------	--------	--------	--------	--------	--------	--------	--------	--------	--------	--------	--------	--------

NFC WILDCARD

01/08 W 23-0 at New York Giants

NFC DIVISIONAL PLAYOFF

01/15 W 29-21 at Chicago

NFC CHAMPIONSHIP

01/22 L 14-34 at Seattle

RUSHING

	No	Yds	Avg	Long	TD
Foster	205	879	4.3	70t	2
S. Davis	180	549	3.1	39	12
Goings	37	133	3.6	17	0
Robertson	14	41	2.9	11	1
Delhomme	24	31	1.3	12	1
S. Smith	4	25	6.3	20t	1
Hoover	10	22	2.2	4	0
Colbert	1	6	6.0	6	0
Smart	3	6	2.0	6	0
Weinke	8	-5	-6	1	0
Proehl	1	-8	-8.0	-8	0
TEAM	487	1679	3.4	70t	17
OPPONENTS	408	1465	3.6	58	9

RECEIVING

	No	Yds	Avg	Long	TD
S. Smith	103	1563	15.2	80t	12
Foster	34	372	10.9	47	1
Proehl	25	441	17.6	69	4
Colbert	25	282	11.3	42	2
Mangum	23	202	8.8	24	2
Goings	14	151	10.8	30	0
Hoover	14	87	6.2	12	0
Gaines	12	155	12.9	38	2
Gardner TM	9	84	9.3	15	1
Carter	5	103	20.6	40	1
S. Davis	5	45	9.0	21	0
TEAM	269	3485	13.0	80t	25
OPPONENTS	305	3351	11.0	86	15

INTERCEPTIONS

	No	Yds	Avg	Long	TD
Gamble	7	157	22.4	61t	1
Lucas	6	70	11.7	32	0
McCree	3	73	24.3	46	0
Wallace	2	38	19.0	38	0
Witherspoon	2	35	17.5	35t	1
Manning	2	20	10.0	10	0
Minter	1	47	47.0	47	0
TEAM	23	440	19.1	61t	2
OPPONENTS	16	335	20.9	64t	3

PUNTING

	No	Yds	Avg	Net	TB	I20	Lg	B
Baker	72	3118	43.3	38.9	4	23	59	0
Kasay	1	36	36.0	16.0	1	0	36	0
TEAM	73	3154	43.2	38.6	5	23	59	0
OPPONENTS	79	3562	45.1	37.4	8	18	69	0

KICKOFF RET.

	No	Yds	Avg	Long	TD
Smart	29	615	21.2	60	0
Robertson	16	343	21.4	42	0
S. Smith	3	61	20.3	33	0
Gaines	2	24	12.0	13	0
Goings	1	21	21.0	21	0
Hoover	1	10	10.0	10	0
Mangum	1	9	9.0	9	0
Seidman	0	0	---	0	0
TEAM	53	1083	20.4	60	0
OPPONENTS	80	1702	21.3	47	0

PUNT RET.

	Ret	FC	Yds	Avg	Long	TD
S. Smith	27	6	286	10.6	44	0
Gamble	14	5	158	11.3	76	0
TEAM	41	11	444	10.8	76	0
OPPONENTS	36	20	235	6.5	31	0

PASSING

	Att	Cmp	Yds	Cmp%	Yd/Att	TD	TD%	Int	Int%	Lg	TK/LS	Rate
Delhomme	435	262	3421	60.2	7.86	24	5.5	16	3.7	80t	28/214	88.1
Weinke	13	7	64	53.8	4.92	1	7.7	0	0.0	18	0/0	93.1
Foster	1	0	0	0.0	0.00	0	0.0	0	0.0	0	0/0	39.6
TEAM	449	269	3485	59.9	7.76	25	5.6	16	3.6	80t	28/214	88.1
OPPONENTS	528	305	3351	57.8	6.35	15	2.8	23	4.4	86	45/294	68.0

DEFENSE

	TOT	S	A	QP	FF	FR	PD
Witherspoon	109	78	31	2	-	-	13
McCree	95	69	26	2	-	-	1
Morgan	90	59	31	6	1	1	4
Gamble	78	58	20	-	1	-	7
Lucas	72	59	13	2	-	-	12
Minter	71	43	28	1	1	-	10
Peppers	70	46	24	34	1	1	4
Short	69	39	30	2	-	-	1
Rucker	62	40	22	30	3	2	4
Draft	56	35	21	1	1	-	1
Manning Jr.	47	34	13	4	-	-	3
Carstens	44	29	15	11	-	-	1
Buckner	43	30	13	13	-	-	1
Wallace	34	23	11	5	1	1	2
Moorehead	31	21	10	9	-	-	2
Davis	28	18	10	5	1	-	-
Wesley	12	11	1	-	1	-	-
Curcru	6	5	1	1	-	-	1
Rasmussen	3	2	1	1	-	-	1
Seward	3	2	1	-	-	-	-
Wilds	3	3	-	-	-	-	-
Jenkins	2	2	-	-	-	-	-
Tufts	1	1	-	-	-	-	-

SACKS

Player.....	TOTAL	Draft.....	2
Peppers.....	10.5	T. Davis.....	1.5
Rucker.....	7.5	Minter.....	1.5
Moorehead.....	5	Buckner.....	1
Wallace.....	5	(group).....	1
Carstens.....	5	Short.....	0.5
Morgan.....	3	TEAM.....	45
Witherspoon.....	2.5	OPPONENTS.....	28

F.GOALS

	1-19	20-29	30-39	40-49	50+
Kasay	1/1	8/8	8/8	6/9	3/8
TEAM	1/1	8/8	8/8	6/9	3/8
OPPONENTS	0/0	6/6	9/11	7/9	1/1

Kasay:(39G,46G)(51G,52G)(52G)(32G,38G)(46G, 53N,62N)
(52B)(56N,44G)(30G,20G)(23G,42G,28G) (46N,38G)
(25G,45N,25G)(20G)(42N,39G)(32G,50N, 29G)(24G,47G)
(19G,41G,34G)

Opponents:(29G,48G,47G)(45G)(27G,32G)(0)(39G, 49G)
(47B,52G,25G)(33N)(0)(22G)(33G,39G)(31G, 45G,33G)
(36G,43G,49N)(34G,36G)(44G)(24G,32B) (29G)

PANTHERS USUAL STARTERS

WR 89 Smith (16)	LE 90 Peppers (16)
LT 70 Wharton (16)	LT 99 Buckner (16)
LG 68 Wahle (16)	RT 67 Carstens (15)
C 60 Mitchell (16)	RE 93 Rucker (14)
RG 76 Reyes (16)	SLB 53 Short (15)
RT 69 Gross (16)	MLB 55 Morgan (13)
TE 86 Mangum (9)	WLB 54 Witherspoon (15)
WR 83 Colbert (16)	LCB 23 Lucas (15)
QB 17 Delhomme (16)	RCB 20 Gamble (15)
FB 45 Hoover (15)	SS 27 McCree (15)
RB 48 Davis (11)	FS 30 Minter (16)

SCORE BY PERIODS

	1	2	3	4	OT	TOT
TEAM	96	117	53	125	0	391
OPPONENTS	72	73	42	75	0	259

SCORING

	TD	Ru	Pa	Rt	PAT	FG	2	S	PT
Kasay	0	0	0	0	43/44	26/34	0	0	121
S. Smith	13	1	12	0	0	0	0	0	78
S. Davis	12	12	0	0	0	0	0	0	72
Proehl	4	0	4	0	0	0	0	0	24
Foster	3	2	1	0	0	0	0	0	18
Colbert	2	0	2	0	0	0	0	0	12
Gaines	2	0	2	0	0	0	0	0	12
Mangum	2	0	2	0	0	0	0	0	12
Carter	1	0	1	0	0	0	0	0	6
Delhomme	1	1	0	0	0	0	0	0	6
Gamble	1	0	1	0	0	0	0	0	6
Gardner TM	1	0	1	0	0	0	0	0	6
Manning	1	0	1	0	0	0	0	0	6
Robertson	1	1	0	0	0	0	0	0	6
Witherspoon	1	0	1	0	0	0	0	0	6
TEAM	45	17	25	3	43/44	26/34	0	0	391
OPPONENTS	27	9	15	3	22/22	23/27	3	0	259

2006 REGULAR SEASON STATISTICS

WON 8, LOST 8

2nd NFC SOUTH

HEAD COACH JOHN FOX			
09/10	L	6-20 ATLANTA	73,522
09/17	L	13-160T at Minnesota	63,623
09/24	W	26-24 at Tampa Bay	65,423
10/01	W	21-18 NEW ORLEANS	73,392
10/08	W	20-12 CLEVELAND	73,520
10/15	W	23-21 at Baltimore	70,762
10/22	L	14-17 at Cincinnati	65,964
10/29	L	14-35 DALLAS	73,688
11/13	W	24-10 TAMPA BAY	73,753
11/19	W	15-0 ST. LOUIS	73,348
11/26	L	13-17 at Washington	85,450
12/04	L	24-27 at Philadelphia	69,098
12/10	L	13-27 NEW YORK GIANTS	73,702
12/17	L	3-37 PITTSBURGH	73,798
12/24	W	10-3 at Atlanta	68,834
12/31	W	31-21 at New Orleans	69,569

STATISTIC

	CAR.	OPP.
TOTAL FIRST DOWNS	278	267
Rushing	100	96
Passing	158	149
Penalty	20	22
3rd Down: Made/Att	65/209	70/222
3rd Down Pct.	31.1	31.5
4th Down: Made/Att	3/9	11/14
4th Down Pct.	33.3	78.6
POSSESSION AVG.	30:12	29:48
TOTAL NET YARDS	4923	4737
Avg. Per Game	307.7	296.1
Total Plays	994	990
Avg. Per Play	5.0	4.8
NET YARDS RUSHING	1659	1737
Avg. Per Game	103.7	108.6
Total Rushes	423	449
NET YARDS PASSING	3264	3000
Avg. Per Game	204.0	187.5
Sacked/Yards Lost	32/222	41/265
Gross Yards	3486	3265
Att./Completions	539/325	500/291
Completion Pct.	60.3	58.2
Had Intercepted	17	14
PUNTS/AVERAGE	100/45.1	98/43.8
Net Punting Avg.	100/38.8	98/40.7
PENALTIES/YARDS	103/744	89/735
FUMBLES/BALL LOST	21/10	22/8
TOUCHDOWNS	28	33
Rushing	7	10
Passing	19	22
Returns	2	1

SCORING

	TD	Ru	Pa	Rt	PAT	FG	2	S	PT
Kasay	0	0	0	0	28/28	24/27	0	0	100
Smith	9	1	8	0			0	0	54
K. Johnson	5	1	4	0			0	0	30
Carter	3	0	3	0			0	0	18
Foster	3	0	3	0			0	0	18
D. Williams	2	1	1	0			0	0	12
Gamble	1	0	1	0			0	0	6
Goings	1	0	1	0			0	0	6
Hoover	1	1	0	0			0	0	6
King	1	0	1	0			0	0	6
Mangum	1	0	1	0			0	0	6
Marshall	1	0	0	1			0	0	6
Rucker	0	0	0	0			0	1	2
TEAM	28	7	19	2	28/28	24/27	0	1	270
OPPONENTS	33	10	22	1	31/31	24/30	2	0	305

PUNT RET.

	Ret	FC	Yds	Avg	Long	TD
Gamble	36	13	185	5.1	24	0
Smith	9	3	30	3.3	16	0
Biddle	2	1	11	5.5	11	0
Marshall	2	0	-1	-5.0	0	0
TEAM	49	17	225	4.6	24	0
OPPONENTS	61	17	390	6.4	65t	1

RUSHING

	No	Yds	Avg	Long	TD
Foster	227	897	4.0	43t	3
D. Williams	121	501	4.1	31	1
Hoover	22	73	3.3	17	1
Smith	8	61	7.6	24t	1
Goings	11	52	4.7	28	0
Shelton	8	23	2.9	9	0
Carter	2	18	9.0	11	0
Weinke	4	16	4.0	13	0
Delhomme	18	12	0.7	12	0
K. Johnson	1	4	4.0	4t	1
Basanez	1	2	2.0	2	0
TEAM	423	1659	3.9	43t	7
OPPONENTS	449	1737	3.9	41t	10

RECEIVING

	No	Yds	Avg	Long	TD
Smith	83	1166	14.0	72t	8
K. Johnson	70	815	11.6	40	4
D. Williams	33	313	9.5	41	1
Foster	32	159	5.0	14	0
Carter	28	357	12.8	42t	3
Mangum	21	170	8.1	19	1
Hoover	20	122	6.1	16	0
Gaines	15	146	9.7	19	0
Goings	10	107	10.7	23	1
Colbert	5	56	11.2	16	0
Biddle	3	37	12.3	22	0
Hankton	3	31	10.3	18	0
Shelton	1	6	6.0	6	0
King	1	1	1.0	1t	1
TEAM	325	3486	10.7	72t	19
OPPONENTS	291	3265	11.2	86t	22

INTERCEPTIONS

	No	Yds	Avg	Long	TD
Marshall	3	59	19.7	30t	1
Gamble	3	31	10.3	18t	1
Lucas	3	13	4.3	13	0
S. Williams	2	1	0.5	1	0
Morton	1	8	8.0	8	0
Minter	1	3	3.0	3	0
Branch	1	0	0.0	0	0
TEAM	14	115	8.2	30t	2
OPPONENTS	17	145	8.5	38	0

PUNTING

	No	Yds	Avg	Net	TB	I20	Lg	B
Baker	98	4483	45.7	39.0	12	31	70	1
Kasay	1	25	25.0	17.0	0	0	25	0
TEAM	100	4508	45.1	38.8	12	31	70	1
OPPONENTS	98	4290	43.8	40.7	4	40	60	0

KICKOFF RET.

	No	Yds	Avg	Long	TD
D. Williams	32	623	19.5	39	0
Marshall	14	291	20.8	26	0
Goings	9	218	24.2	33	0
Hoover	3	37	12.3	21	0
Gaines	2	32	16.0	17	0
Smith	2	-1	-5.3	3	0
TEAM	62	1200	19.4	39	0
OPPONENTS	59	1302	22.1	64	0

PASSING

	Att	Cmp	Yds	Cmp%	Yd/Att	TD	TD%	Int	Int%	Lg	TK/LS	Rate
Delhomme	431	263	2805	61.0	6.51	17	3.9	11	2.6	72t	22/167	82.6
Weinke	96	56	625	58.3	6.51	2	2.1	4	4.2	38	10/55	67.4
Basanez	11	6	56	54.5	5.09	0	0.0	1	9.1	18	0/0	30.9
K. Johnson	1	0	0	0.0	0.00	0	0.0	1	100.0	0	0/0	0.0
TEAM	539	325	3486	60.3	6.47	19	3.5	17	3.2	72t	32/222	77.9
OPPONENTS	500	291	3265	58.2	6.53	22	4.4	14	2.8	86t	41/265	80.8

DEFENSE

	TOT	S	A	QP	FF	FR	PD
Draft	111	80	31	1	2	2	2
Davis	96	73	23	11	1	-	4
Minter	92	55	37	2	-	-	5
Williams, S.	92	58	34	1	1	-	5
Marshall	75	64	11	1	2	2	12
Peppers	75	61	14	38	3	2	6
Diggs	68	50	18	1	-	-	3
Gamble	67	57	10	2	-	-	11
Jenkins	53	35	18	10	-	-	2
Lucas	47	38	9	1	-	-	7
Rucker	44	30	14	23	2	-	-
Kemoatu	42	27	15	8	-	-	1
Lewis	30	17	13	11	1	-	3
Wallace	30	20	10	13	-	-	2
Anderson	25	17	8	4	2	-	-
Branch	18	11	7	-	-	-	-
Moorehead	17	10	7	6	-	-	-
Seward	14	12	2	-	-	-	-
Byrum	8	7	1	-	1	-	1
Morton	6	5	1	-	-	-	1
Carstens	2	2	-	-	-	-	-
Ciurciu	2	1	1	-	-	-	-
Morgan	2	2	-	-	-	-	1
Howard	1	1	-	-	-	-	-
Strait	1	1	-	-	-	-	-
McClover	0	-	-	1	-	-	-

SACKS

Player.....	TOTAL	T. Davis.....	1.5
Peppers.....	13	Gamble.....	1
Draft.....	5.5	Marshall.....	1
Rucker.....	5	(group).....	1
Lewis.....	4.5	Moorehead.....	0.5
Jenkins.....	3	TEAM.....	41
Wallace.....	3	OPPONENTS.....	32
Anderson.....	2		

F.GOALS

	1-19	20-29	30-39	40-49	50+
Kasay	2/2	6/6	4/4	8/8	4/7
TEAM	2/2	6/6	4/4	8/8	4/7
OPPONENTS	2/2	12/12	5/6	5/7	0/3

Kasay: (54G,46G)(25G,26G)(51G,50G,49G,46G)(1)
(53N,24G,19G)(21G,31G,21G)(165N)(28G)(40G, 34G)(42G,51)
(45G)(37G,45G)(50N,37G)(42G)(19G)
Opponents: (50N,25G,32G,50B)(26G,22G,51B,19G) (28G)
(31G,43N)(41G,47G,22G,32G)(1)(23G)(48N, 38G,24G)(28G)
(37N,42G)(28G,25G)(32G,29G) (19G,45G,26G)(40G)(1)

PANTHERS USUAL STARTERS

WR 89 Smith (14)	LE 90 Peppers (16)
LT 69 Gross (15)	LT 99 Kemoatu (13)
LG 68 Wahle (13)	RT 77 Jenkins (16)
C 63 Hangerter (15)	RE 93 Rucker (14)
RG 71 Mathis (15)	SLB 58 Davis (14)
RT 73 Bridges (14)	MLB 52 Draft (14)
TE 84 Gaines (8)	WLB 53 Diggs (10)
WR 19 Johnson (16)	LCB 23 Lucas (8 tied)
QB 17 Delhomme (13)	RCB 20 Gamble (13)
FB 45 Hoover (12)	SS 36 S. Williams (12)
RB 26 Foster (14)	FS 30 Minter (16)

SCORE BY PERIODS

	1	2	3	4	OT	TOT
TEAM	68	94	53	55	0	270
OPPONENTS	29	95	68	110	3	305

ADMINISTRATION
& COACHES

VETERANS

ROOKIES

2012 IN REVIEW

RECORDS

TEAM HISTORY

REFERENCE

2007 REGULAR SEASON STATISTICS

ADMINISTRATION
& COACHES

VETERANS

ROOKIES

2012 IN REVIEW

RECORDS

TEAM HISTORY

REFERENCE

WON 7, LOST 9

HEAD COACH JOHN FOX

09/09	W	27-13	at St. Louis	65,307
09/16	L	21-34	HOUSTON	73,665
09/23	W	27-20	at Atlanta	68,175
09/30	L	7-20	TAMPA BAY	73,707
10/07	W	16-13	at New Orleans	70,001
10/14	W	25-10	at Arizona	64,403
10/28	L	7-31	INDIANAPOLIS	74,005
11/04	L	7-20	at Tennessee	69,143
11/11	L	13-20	ATLANTA	73,340
11/18	L	17-31	at Green Bay	70,805
11/25	L	6-31	NEW ORLEANS	72,032
12/02	W	31-14	SAN FRANCISCO	73,191
12/09	L	6-37	at Jacksonville	66,090
12/16	W	13-10	SEATTLE	73,421
12/22	L	13-20	DALLAS	73,860
12/30	W	31-23	at Tampa Bay	65,609

2nd NFC SOUTH

RUSHING

	No	Yds	Avg	Long	TD
Foster	247	876	3.5	20	3
Williams	144	717	5.0	75	4
Smith	9	66	7.3	22	0
Carr	17	59	3.5	15	0
Hoover	12	39	3.3	10	0
Delhomme	6	26	4.3	13	0
Testaverde	9	22	2.4	16	0
Jarrett	1	11	11.0	11	0
Moore	3	5	1.7	5	0
Haynes	3	3	1.0	3	0
TEAM	451	1824	4.0	75	7
OPPONENTS	472	1771	3.8	80t	13

RECEIVING

	No	Yds	Avg	Long	TD
Smith	87	1002	11.5	74t	7
King	46	406	8.8	29	2
D. Carter	38	517	13.6	49	4
Colbert	32	332	10.4	43	0
Foster	25	182	7.3	23	1
Williams	23	175	7.6	30	1
Hoover	10	58	5.8	14	0
Rosario	6	108	18.0	54	2
Jarrett	6	73	12.2	22	0
Fauria	5	39	7.8	16	2
Robinson	4	35	8.8	12	0
Haynes	3	14	4.7	6	0
Taylor LG	1	4	4.0	4	0
TEAM	285	2941	10.3	74t	19
OPPONENTS	337	3603	10.7	69t	22

INTERCEPTIONS

	No	Yds	Avg	Long	TD
Marshall	3	107	35.7	73t	1
Cooper	3	19	6.3	19	0
Lucas	2	1	0.5	1	0
Harris	1	30	30.0	30	0
Manuel	1	4	4.0	4	0
Gamble	1	2	2.0	2	0
Beason	1	0	0.0	0	0
Th. Davis	1	0	0.0	0	0
Peppers	1	0	0.0	0	0
TEAM	14	163	11.6	73t	1
OPPONENTS	17	150	8.8	45	1

PUNTING

	No	Yds	Avg	Net	TB	120	Lg	B
Baker	90	3978	44.2	37.7	5	22	64	0
Kasay	2	60	30.0	17.0	0	1	32	0
TEAM	92	4038	43.9	36.5	5	23	64	0
OPPONENTS	76	3243	42.7	36.8	9	31	66	0

PUNT RET.

	Ret	FC	Yds	Avg	Long	TD
Robinson	30	19	262	8.7	34	0
Smith	2	0	7	3.5	6	0
TEAM	32	19	269	8.4	34	0
OPPONENTS	55	16	579	10.5	94t	1

PASSING

	Att	Cmp	Yds	Cmp%	Yd/Att	TD	TD%	Int	Int%	Lg	TK/LS	Rate
Testaverde	172	94	952	54.7	5.53	5	2.9	6	3.5	65t	9/46	65.8
Carr	136	73	635	53.7	4.67	3	2.2	5	3.7	38	13/74	58.3
Moore	111	63	730	56.8	6.58	3	2.7	5	4.5	57	6/40	67.0
Delhomme	86	55	624	64.0	7.26	8	9.3	1	1.2	74t	5/46	111.8
TEAM	505	285	2941	56.4	5.82	19	3.8	17	3.4	74t	33/206	71.9
OPPONENTS	537	337	3603	62.8	6.71	22	4.1	14	2.6	69t	23/177	85.1

DEFENSE

	TOT	S	A	QP	FF	FR	PD
Beason	160	115	45	3	1	1	7
Harris	102	81	21	2	8	3	4
Cooper	86	47	39	1	1	-	-
Davis	85	68	17	10	2	1	6
Marshall	73	61	12	4	-	1	8
Lucas	69	62	7	-	-	2	11
Rucker	57	30	27	20	1	1	2
Kemoatu	56	43	13	3	-	-	1
Peppers	55	37	18	19	3	2	3
Jenkins	52	37	15	13	-	-	1
Gamble	50	42	8	-	1	1	6
Diggs	49	32	17	2	1	-	5
Lewis	32	17	15	7	-	1	1
Moorehead	27	14	13	5	-	-	-
Morgan	20	13	7	1	-	-	1
Dendy	14	13	1	-	-	-	1
Manuel	14	9	5	-	-	-	-
McClover	12	7	5	2	-	-	-
Teal	11	10	1	-	-	-	-
Anderson	11	7	4	1	-	-	-
Johnson	4	2	2	1	-	-	1
Seward	3	3	-	-	-	-	-
Wilson	2	1	1	-	-	-	-
DeLoatch	1	1	-	-	-	-	1
Gibson	1	1	-	-	-	-	-
Grigsby	-	-	-	3	-	-	-

SACKS

	Player	TOTAL	Moorehead
Diggs	3.5	Manuel	2
Lewis	3.5	Marshall	1
Th. Davis	3	McClover	1
Rucker	3	TEAM	23
Jenkins	2.5	OPPONENTS	33
Peppers	2.5		

F. GOALS

	1-19	20-29	30-39	40-49	50+
Kasay	2/2	6/6	8/9	6/9	2/2
TEAM	2/2	6/6	8/9	6/9	2/2
OPPONENTS	0/0	13/14	5/5	7/9	2/4

Kasay: (47N,34G,32G)(45G,49G)(23G,35G,52G)
(33G,43G,24G,45N,45G)(40N)(29G,31G)(26G) (45G, 29G)
(19G)(49G,39G)(37N,53G,37G)(37G,25G) (19G)
Opponents: (42G,28G)(25G,33G)(24G,25G)(25G, 38G)
(25G,28G,20B,54N)(50G)(20G)(47G,53G)(36G, 47G)
(49B,49N,47G)(46G,57N)(21G,20G,33G)(23G) (42G,23G)
(31G,23G,49G)

PANTHERS USUAL STARTERS

WR 89	Smith (15)	LE 90	Peppers (14)
LT 70	Wharton (16)	LT 99	Kemoatu (13)
LG 68	Wahle (16)	RT 77	Jenkins (15)
C 75	Hartwig (15)	RE 93	Rucker (16)
RG 73	Bridges (10)	SLB 58	Davis (16)
TE 69	Gross (16)	MLB 52	Beason (12)
RT 87	King (16)	WLB 53	Diggs (10)
WR 83	Colbert (9)	LCB 21	Lucas (16)
QB 16	Testaverde (6)	RCB 20	Gamble (12)
FB 45	Hoover (12)	SS 43	Harris (15)
RB 26	Foster (16)	FS 35	Cooper (15)

SCORE BY PERIODS

	1	2	3	4	OT	TOT
TEAM	50	66	48	103	0	267
OPPONENTS	79	89	110	69	0	347

KICKOFF RET.

	No	Yds	Avg	Long	TD
Robinson	26	598	23.0	60	0
Williams	13	231	17.8	29	0
Goings	9	174	19.3	29	0
Moorehead	4	46	11.5	17	0
Hangartner	3	42	14.0	16	0
Rosario	2	39	19.5	25	0
King	1	16	16.0	16	0
Marshall	1	0	0.0	0	0
McClover	1	0	0.0	0	0
TEAM	60	1146	19.1	60	0
OPPONENTS	56	1333	23.8	84	0

2008 REGULAR SEASON STATISTICS

WON 12, LOST 4

1st NFC SOUTH

HEAD COACH JOHN FOX			
09/07	W	26-24	at San Diego 67,115
09/14	W	20-17	CHICAGO 73,828
09/21	L	10-20	at Minnesota 62,628
09/28	W	24-9	ATLANTA 72,688
10/05	W	34-0	KANSAS CITY 72,319
10/12	L	3-27	at Tampa Bay 64,211
10/19	W	30-7	NEW ORLEANS 73,687
10/26	W	27-23	ARIZONA 72,010
11/09	W	17-6	at Oakland 47,888
11/16	W	31-22	DETROIT 73,349
11/23	L	28-45	at Atlanta 64,841
11/30	W	35-31	at Green Bay 70,297
12/08	W	38-23	TAMPA BAY 74,113
12/14	W	30-10	DENVER 73,690
12/21	L	28-340T	at New York Giants 78,653
12/28	W	33-31	at New Orleans 69,999

NFC DIVISIONAL PLAYOFF

01/10	L	13-33	ARIZONA 73,695
-------	---	-------	----------------

STATISTIC

CAR.

OPP.

TOTAL FIRST DOWNS	287	296
Rushing	118	100
Passing	152	178
Penalty	17	18
3rd Down: Made/Att	78/197	87/219
3rd Down Pct.	39.6	39.7
4th Down: Made/Att	3/8	9/20
4th Down Pct.	37.5	45.0
POSSESSION AVG.	29:19	30:41
TOTAL NET YARDS	5595	5299
Avg. Per Game	349.7	331.2
Total Plays	938	1026
Avg. Per Play	6.0	5.2
NET YARDS RUSHING	2437	1912
Avg. Per Game	152.3	119.5
Total Rushes	504	432
NET YARDS PASSING	3158	3387
Avg. Per Game	197.4	211.7
Sacked/Yards Lost	20/130	37/230
Gross Yards	3288	3617
Att./Completions	414/246	557/333
Completion Pct.	59.4	59.8
Had Intercepted	12	12
PUNTS/AVERAGE	76/42.3	80/45.9
Net Punting Avg.	76/37.4	80/37.7
PENALTIES/YARDS	94/637	88/736
FUMBLES/BALL LOST	12/7	25/13
TOUCHDOWNS	47	37
Rushing	30	14
Passing	15	19
Returns	2	4

SCORING

TD	Ru	Pa	Rt	PAT	FG	2 S	PT
----	----	----	----	-----	----	-----	----

Kasay	0	0	0	0	46/46	28/31	0 0 130
D. Williams	20	18	2	0	1	0	122
Stewart	10	10	0	0	0	0	60
St. Smith	6	0	6	0	0	0	36
Muhammad	5	0	5	0	0	0	30
Delhomme	2	2	0	0	0	0	12
Gamble	1	0	0	1	0	0	6
King	1	0	1	0	0	0	6
Rosario	1	0	1	0	0	0	6
Wesley	1	0	0	1	0	0	6
TEAM	47	30	15	2	46/46	28/31	1 0 414
OPPONENTS	37	14	19	4	31/32	24/28	2 0 329

RUSHING

No	Yds	Avg	Long	TD
D. Williams	273	1515	5.5	69T 18
Stewart	184	836	4.5	41 10
St. Smith	5	40	8.0	23 0
Delhomme	20	21	1.1	12T 2
Hoover	9	18	2.0	5 0
Goings	9	10	1.1	4 0
McCown	4	-3	-8.8	0 0
TEAM	504	2437	4.8	69T 30
OPPONENTS	432	1912	4.4	51 14

RECEIVING

No	Yds	Avg	Long	TD
St. Smith	78	1421	18.2	65T 6
Muhammad	65	923	14.2	60 5
D. Williams	22	121	5.5	25T 2
King	21	195	9.3	31 1
Rosario	18	209	11.6	24 1
Hackett	13	181	13.9	37 0
Jarrett	10	119	11.9	25 0
Stewart	8	47	5.9	15 0
Hoover	6	39	6.5	12 0
Goings	3	1	0.3	3 0
Jones	2	32	16.0	19 0
TEAM	246	3288	13.4	65T 15
OPPONENTS	333	3617	10.9	69 19

INTERCEPTIONS

No	Yds	Avg	Long	TD
Beason	3	52	17.3	44 0
Gamble	3	23	7.7	19 0
Lucas	2	74	37.0	43 0
Godfrey	1	16	16.0	16 0
Harris	1	16	16.0	16 0
Marshall	1	11	11.0	11 0
Diggs	1	0	0.0	0 0
TEAM	12	192	16.0	44 0
OPPONENTS	12	167	13.9	58 0

PUNTING

No	Yds	Avg	Net	TD	Lg	B
Baker	73	3217	44.1	37.4	5	30 63 3
TEAM	76	3217	42.3	37.4	5	30 63 3
OPPONENTS	80	3671	45.9	37.7	10	18 63 0

PUNT RET.

Ret	FC	Yds	Avg	Long	TD
Jones	39	20	443	11.4	55 0
Salley	1	0	0	0.0	0 0
St. Smith	1	0	10	10.0	10 0
Wesley	1	0	0	0.0	0 0
TEAM	42	20	453	10.8	55 0
OPPONENTS	41	13	276	6.7	61T 1

KICKOFF RET.

No	Yds	Avg	Long	TD
Jones	40	958	24.0	59 0
Stewart	15	349	23.3	38 0
Rosario	2	26	13.0	18 0
Bridges	1	15	15.0	15 0
Hoover	1	12	12.0	12 0
King	1	12	12.0	12 0
TEAM	60	1372	22.9	59 0
OPPONENTS	59	1292	21.9	46 0

PASSING

Delhomme	414	246	3288	59.4
TEAM	414	246	3288	59.4
OPPONENTS	557	333	3617	59.8

DEFENSE

TOT	S	A	QP	FF	FR	PD
Beason	159	103	56	2	-	1 4
Davis	136	94	42	3	2	1 5
Gamble	103	83	20	1	1	2 20
Harris	80	55	25	-	2	1 3
Godfrey	78	46	32	-	1	2 7
Lucas	70	59	11	-	-	14
Peppers	63	41	22	29	5	- 7
Diggs	62	42	20	2	-	- 2
Marshall	61	51	10	6	-	- 4
Brayton	59	41	18	13	1	1 4
Lewis	48	36	12	11	2	1 5
Kemoatu	40	31	9	7	1	- 2
Johnson	30	20	10	19	1	1 7
Walker	12	8	4	1	-	- 1
Gibson	10	8	2	2	-	- -
Johnson	7	7	0	1	1	- -
Taylor	5	5	0	6	-	- 1
Wilson	3	3	-	-	-	- 1
Hayden	3	2	1	2	-	- -
Anderson	3	2	1	1	-	- -
Salley	1	1	-	-	-	- -
Wesley	1	1	-	-	-	- 2

SACKS

Player.....TOTAL	Marshall.....2
Peppers.....14.5	Diggs.....1
C. Johnson.....6	Godfrey.....1
Brayton.....4.5	Taylor.....1
Davis.....3.5	TEAM.....37
Lewis.....3.5	OPPONENTS.....20

F.GOALS

	1-19	20-29	30-39	40-49	50+
Kasay	0/0	7/7	9/9	11/12	1/3
TEAM	0/0	7/7	9/9	11/12	1/3
OPPONENTS	1/1	8/8	7/7	7/9	1/3

Kasay: (44G,33G,30G,49G)(37G,45G)(43G)
 (44G) (32G,43G)(20G)(39G,48G,28G)(23G,50G)
 (54N,32G) (29G)(23G,21G)(0)(33G)(39G,44G,42G)
 (50N)(45G, 26G,34G,41N,42G)
 Opponents: (27G)(26G)(28G,32G)(33G,44G,44G)
 () (37G,51N,49G)(21G)(38G,45G,58N)
 (40G,56G,27G) (23G)(32G,44G,19G)(40N,20G)
 (43G,47N)(32G,35G) (21G)

PANTHERS USUAL STARTERS

WR 89 Smith (14)	LE 96 Brayton (16)
LT 69 Gross (15)	LT 99 Kemoatu (14)
LG 70 Wharton (14)	RT 92 Lewis (15)
C 67 Kalil (12)	RE 90 Peppers (16)
RG 68 Vincent (14)	SLB 53 Diggs (16)
RT 79 Otah (12)	MLB 52 Beason (16)
TE 47 King (15)	WLB 58 Davis (16)
WR 87 Muhammad (15)	LCB 21 Lucas (16)
QB 17 Delhomme (16)	RCB 20 Gamble (16)
FB 45 Hoover (12)	SS 43 Harris (16)
RB 34 Williams (16)	FS 30 Godfrey (16)

SCORE BY PERIODS

	1	2	3	4	OT	TOT
TEAM	60	149	99	106	0	414
OPPONENTS	57	92	71	103	6	329

ADMINISTRATION
& COACHES

VETERANS

ROOKIES

2012 IN REVIEW

RECORDS

TEAM HISTORY

REFERENCE

2009 REGULAR SEASON STATISTICS

ADMINISTRATION
& COACHES

VETERANS

ROOKIES

2012 IN REVIEW

RECORDS

TEAM HISTORY

REFERENCE

WON 8, LOST 8

HEAD COACH JOHN FOX			
09/13	L	10-38	PHILADELPHIA
09/20	L	20-28	at Atlanta
09/28	L	7-21	at Dallas
10/11	W	20-21	WASHINGTON
10/18	W	28-17	at Tampa Bay
10/25	L	9-20	BUFFALO
11/01	W	34-21	at Arizona
11/08	L	20-30	at New Orleans
11/15	W	28-19	ATLANTA
11/19	L	17-24	MIAMI
11/29	L	6-17	at New York Jets
12/06	W	16-6	TAMPA BAY
12/13	L	10-20	at New England
12/20	W	26-7	MINNESOTA
12/27	W	41-9	at New York Giants
01/03	W	23-10	NEW ORLEANS

3rd NFC SOUTH

STATISTIC

	CAR.	OPP.
TOTAL FIRST DOWNS	289	290
Rushing	123	109
Passing	152	155
Penalty	14	26
3rd Down: Made/Att	82/220	70/197
3rd Down Pct.	37.3	35.5
4th Down: Made/Att	9/20	9/17
4th Down Pct.	45.0	52.9
POSSESSION AVG.	30:13	29:47
TOTAL NET YARDS	5297	5053
AVG. PER GAME	331.1	315.8
TOTAL PLAYS	1023	976
AVG. PER PLAY	5.2	5.2
NET YARDS RUSHING	2498	1997
AVG. PER GAME	156.1	124.8
Total Rushes	525	450
NET YARDS PASSING	2799	3056
AVG. PER GAME	174.9	191
Sacked/Yards Lost	33/271	31/193
Gross Yards	3070	3249
Att./Completions	465/264	495/305
Completion Pct.	56.8	61.6
Had Intercepted	20	22
PUNTS/AVERAGE	77/43.5	74/44.8
Net Punting Avg.	77/36.6	74/38.2
PENALTIES/YARDS	88/698	82/632
FUMBLES/BALL LOST	23/11	28/15
TOUCHDOWNS	35	36
Rushing	18	15
Passing	16	14
Returns	1	7

SCORING

	TD	Ru	Pa	Rt	PAT	FG	2	S	PT
Kasay	0	0	0	0	31/32	22/27	0	0	97
Stewart	11	10	1	0			0	0	66
S. Smith	7	7	0	0			1	0	44
D. Williams	7	7	0	0			1	0	44
King	3	0	3	0			0	0	18
Hoover	2	1	1	0			0	0	12
Rosario	2	0	2	0			0	0	12
Jarrett	1	0	1	0			0	0	6
Muhammad	1	0	1	0			0	0	6
Peppers	1	0	0	1			0	0	6
Thomas TM	0	0	0	0			1	0	2
T. Davis	0	0	0	0			0	0	0
TEAM	35	18	1	1	31/32	22/27	2	0	2315
OPPONENTS	36	15	14	7	33/33	19/27	1	0	308

PUNT RET.

	Ret	FC	Yds	Avg	Long	TD
Munnerlyn	31	10	278	9.0	37	0
K. Moore	2	1	4	2.0	4	0
Gamble	1	0	0	0.0	0	0
TEAM	34	11	282	8.3	37	0
OPPONENTS	41	18	452	11.0	85t	1

RUSHING

	No	Yds	Avg	Long	TD
Stewart	221	1133	5.1	67t	10
D. Williams	216	1117	5.2	77	7
Sutton	12	68	5.7	20	0
Delhomme	17	60	3.5	11	0
Hoover	20	52	2.6	18	1
Goodson	22	49	2.2	11	0
S. Smith	5	22	4.4	17	0
M. Moore	12	-3	-3	5	0
TEAM	525	2498	4.8	77	18
OPPONENTS	450	1997	4.4	46t	15

RECEIVING

	No	Yds	Avg	Long	TD
S. Smith	65	982	15.1	66	7
Muhammad	53	581	11.0	27	1
D. Williams	29	252	8.7	30	0
Rosario	26	313	12.0	26	2
King	25	200	8.0	32	3
Stewart	18	139	7.7	19	1
Jarrett	17	196	11.5	30t	1
Barnidge	12	242	20.2	55	0
Sutton	6	62	10.3	13	0
K. Moore	6	59	9.8	22	0
Hoover	4	23	5.8	12	1
Goodson	2	15	7.5	13	0
C. Martin	1	6	6.0	6	0
TEAM	264	3070	11.6	66	16
OPPONENTS	305	3249	10.7	63	14

INTERCEPTIONS

	No	Yds	Avg	Long	TD
Gamble	4	55	13.8	41	0
Marshall	4	47	11.8	28	0
Beason	3	46	15.3	18	0
S. Martin	3	35	11.7	23	0
C. Harris	3	3	1.0	3	0
T. Davis	2	24	12.0	24	0
Peppers	2	13	6.5	13t	1
Godfrey	1	12	12.0	12	0
TEAM	22	235	10.7	41	1
OPPONENTS	20	339	17.0	67t	3

PUNTING

	No	Yds	Avg	Net	TB	I20	Lg	B
Baker	76	3352	44.1	36.6	4	22	61	1
TEAM	77	3352	43.5	36.6	4	22	61	1
OPPONENTS	74	3312	44.8	38.2	10	30	70	0

KICKOFF RET.

	No	Yds	Avg	Long	TD
Goodson	17	352	20.7	33	0
Sutton	14	302	21.6	32	0
K. Moore	10	219	21.9	55	0
King	3	37	12.3	14	0
Rosario	2	41	20.5	22	0
Stewart	2	17	8.5	17	0
Barnidge	1	16	16.0	16	0
Munnerlyn	1	15	15.0	15	0
Schwartz	1	16	16.0	16	0
TEAM	51	1015	19.9	55	0
OPPONENTS	51	1267	24.8	97t	1

PASSING

	Att	Cmp	Yds	Cmp%	Yd/Att	TD	TD%	Int	Int%	Lg	TK/LS	Rate
Delhomme	321	178	2015	55.5	6.28	8	2.5	18	5.6	52	23/187	59.4
M. Moore	138	85	1053	61.6	7.63	8	5.8	2	1.4	66	9/78	98.5
McCown	6	1	2	16.7	0.33	0	0.0	0	0.0	2	1/6	39.6
TEAM	465	264	3070	56.8	6.60	16	3.4	20	4.3	66	33/271	70.5
OPPONENTS	495	305	3249	61.6	6.56	14	2.8	22	4.4	63	31/193	71.7

DEFENSE

	TOT	S	A	QP	FF	FR	PD
Beason	169	125	44	5	1	2	5
Marshall	81	63	18	-	2	2	6
Anderson	72	39	33	5	-	1	2
Davis	71	54	17	6	-	-	3
Harris	71	44	27	2	2	1	5
Gamble	70	56	14	-	-	-	9
Lewis	65	35	30	21	-	1	1
Brayton	62	39	23	14	1	1	1
Peppers	55	35	20	35	5	1	4
Godfrey	50	34	16	-	4	-	4
Diggs	46	32	14	3	1	-	1
Munnerlyn	43	35	8	-	1	1	2
Thomas	39	20	19	3	-	1	1
Hayden	31	16	15	1	-	-	-
Johnson	29	18	11	1	-	-	-
Johnson	28	18	10	12	3	-	6
Brown	25	15	10	16	2	-	2
Martin	20	15	5	-	-	-	2
Connor	19	10	9	1	-	1	-
Teal	15	12	3	-	-	1	-
Tyler	13	6	7	1	-	-	-
Leonard	11	5	6	-	-	-	-
Wilson	7	6	1	-	-	-	2
Wesley	6	5	1	1	-	-	4
Harris	2	0	2	-	-	-	-
Burton	1	0	1	1	-	-	-
Taylor	1	0	1	-	-	-	-

SACKS

Player	TOTAL	Anderson
Peppers	10.5	Hayden
Brayton	5	Leonard
C. Johnson	4	Wesley
Beason	3	D. Lewis
Brown	2.5	TEAM
T. Davis	1.5	OPPONENTS

F.GOALS

	1-19	20-29	30-39	40-49	50+
Kasay	0/0	7/7	9/10	5/6	1/4
TEAM	0/0	7/7	9/10	5/6	1/4
OPPONENTS	1/1	7/7	4/7	7/11	0/1

Kasay: (22G)(38G,50G)(0)(43G)(52B)(43N,39N)(35G,31G)(32G,25G)(51B)(29G,33G,48G)(40G,28G)(23G,40G,23G)(53N,36G)(0)(38G,27G)(41G,39G,37G)
 OPP: (49G,51B)(0)(40N,24G,19G)(38G)(43N)(29G,22G)(0)(23G,25G,40G)(35G,24G,34N)(37G)(48N,47G)(21G,46G,36N,42N)(48G,47G)(39N)(40G)(35G)

PANTHERS USUAL STARTERS

WR	89	Smith (16)	LE	90	Peppers (14)
LT	69	Gross (9)	LT	75	Thomas (12)
LG	70	Wharton (9)	RT	92	Lewis (16)
C	67	Kaili (16)	RE	96	Brayton (16)
RG	68	Vincent (16)	SLB	53	Diggs (11)
RT	79	Otah (13)	MLB	52	Beason (16)
TE	47	King (15)	WLB	58	Davis (7)
WR	87	Muhammad (13)	LCB	20	Gamble (16)
QB	17	Delhomme (11)	RCB	31	Marshall (16)
FB	45	Hoover (4)	SS	43	Harris (13)
RB	34	D. Williams (13)	FS	30	Godfrey (11)

SCORE BY PERIODS

	1	2	3	4	OT	TOT
TEAM	68	109	43	95	0	315
OPPONENTS	48	102	72	86	0	308

2010 REGULAR SEASON STATISTICS

WON 2, LOST 14

4th NFC SOUTH

HEAD COACH JOHN FOX				
09/12	L	18-31	at New York Giants	77,245
09/19	L	7-20	TAMPA BAY	72,577
09/26	L	7-20	CINCINNATI	72,887
10/03	L	14-16	at New Orleans	70,016
10/10	L	6-23	CHICAGO	73,464
10/24	W	23-20	SAN FRANCISCO	72,741
10/31	L	10-20	at St. Louis	52,281
11/07	L	3-34	NEW ORLEANS	73,191
11/14	L	16-31	at Tampa Bay	44,264
11/21	L	13-37	BALTIMORE	73,021
11/28	L	23-24	at Cleveland	64,463
12/05	L	14-31	at Seattle	66,577
12/12	L	10-31	ATLANTA	71,235
12/19	W	19-12	ARIZONA	71,849
12/23	L	3-27	at Pittsburgh	61,748
01/02	L	10-31	at Atlanta	67,349

STATISTIC

CAR.

OPP.

TOTAL FIRST DOWNS

Rushing	78	289
Passing	125	176
Penalty	22	31
3rd Down: Made/Att	69/227	81/213
3rd Down Pct.	30.4	38.0
4th Down: Made/Att	10/23	4/9
4th Down Pct.	43.5	44.4
POSSESSION YDS.	27:24	32:36
TOTAL NET YARDS	4135	5374
Avg. Per Game	258.4	335.9
Total Plays	962	1060
Avg. Per Play	4.3	5.1

NET YARDS RUSHING

Avg. Per Game	1846	1981
Total Rushes	115.4	123.8
Avg. Rush	428	503
NET YARDS PASSING	2289	3393
Avg. Per Game	143.1	212.1
Sacked/Yards Lost	50/346	31/224
Gross Yards	2635	3617
Att./Completions	484/256	526/325
Completion Pct.	52.9	62.0
Had Intercepted	21	17

PUNTS/AVERAGE

Net Punting Avg.	95/43.1	76/43.5
PENALTIES/YARDS	36.5	36.5
FUMBLES/BALL LOST	106/918	90/765
	31/16	22/12

TOUCHDOWNS

Rushing	17	46
Passing	7	20
Returns	9	19
	1	7

SCORING

	TD	Ru	Pa	Rt	PAT	FG	2 S	PT
Kasay	0	0	0	0	17/17	25/29	0	92
Gettis	3	0	0	0	0	0	18	
Goodson	3	3	0	0	0	0	18	
Stewart	3	2	1	0	0	0	18	
King	2	0	2	0	0	0	12	
Smith	2	0	2	0	0	0	12	
LaFell	1	0	1	0	0	0	6	
Munnerlyn	1	0	0	1	0	0	6	
Vaughan	1	1	0	0	0	0	6	
D. Williams	1	1	0	0	0	0	6	
Hardy	0	0	0	0	0	1	2	
TEAM	17	7	9	1	17/17	25/29	0	1196
OPPONENTS	46	20	19	7	45/45	29/32	0	0408

PUNT RET.

	Ret	FC	Yds	Avg	Long	TD
Munnerlyn	30	6	327	10.9	37	0
Smith	6	0	46	7.7	32	0
Edwards	2	0	0	0.0	0	0
Jam. Williams	1	0	0	0.0	0	0
TEAM	39	6	373	9.6	37	0
OPPONENTS	54	16	488	9.0	84	1

RUSHING

	No	Yds	Avg	Long	TD
Stewart	178	770	4.3	48	2
Goodson	103	452	4.4	45	3
D. Williams	87	361	4.1	39k	1
Sutton	13	71	5.5	32	0
LaFell	1	60	60.0	60	0
Clausen	23	57	2.5	11	0
Moore	5	25	5.0	8	0
Fiammetta	7	22	3.1	11	0
Smith	1	9	9.0	9	0
Edwards	1	7	7.0	7	0
Vaughan	3	7	2.3	6	1
Senn	1	5	5.0	5	0
Baker	1	0	0.0	0	0
Rosario	1	-2	-2.0	-2	0
TEAM	428	1846	4.3	60	7
OPPONENTS	503	1981	3.9	68t	20

RECEIVING

	No	Yds	Avg	Long	TD
S. Smith	46	554	12.0	39	2
Goodson	40	310	7.8	32	0
LaFell	38	468	12.3	44	1
Gettis	37	508	13.7	88t	3
Rosario	32	264	8.3	26	0
King	19	121	6.4	16t	2
Sutton	12	70	5.8	14	0
D. Williams	11	61	5.5	14	0
Stewart	8	103	12.9	55t	1
Clowney	6	102	17.0	31	0
Fiammetta	5	34	6.8	11	0
Jarrett	2	40	20.0	21	0
TEAM	256	2635	10.3	88t	9
OPPONENTS	326	3617	11.1	56t	19

INTERCEPTIONS

	No	Yds	Avg	Long	TD
Godfrey	5	112	22.4	38	0
Marshall	3	91	30.3	66	0
Munnerlyn	3	37	12.3	37t	1
S. Martin	1	34	34.0	34	0
Beason	1	7	7.0	7	0
E. Johnson	1	5	5.0	5	0
Anderson	1	1	1.0	1	0
E. Brown	1	0	0.0	0	0
Pugh	1	-2	-2.0	-2	0
TEAM	17	285	16.8	66	1
OPPONENTS	21	270	12.9	34	5

PUNTING

	No	Yds	Avg	Net	TB	I20	Lg	B
Baker	95	4097	43.1	36.5	7	22	60	0
TEAM	95	4097	43.1	36.5	7	22	60	0
OPPONENTS	75	3309	43.5	36.5	8	26	63	1

KICKOFF RET.

	No	Yds	Avg	Long	TD
Goodson	48	1048	21.8	46	0
Pugh	9	218	24.2	32	0
Gettis	8	145	18.1	28	0
Thomas	3	63	21.0	26	0
Munnerlyn	2	87	43.5	64	0
Sutton	2	30	15.0	18	0
Northwood	1	17	17.0	17	0
King	1	11	11.0	11	0
TEAM	74	1619	21.9	64	0
OPPONENTS	45	1064	23.6	84	0

PASSING

	Att	Cmp	Yds	Cmp%	Yd/Att	TD	TD%	Int	Int%	Lg	TK/LS	Rate
Clausen	299	157	1558	52.5	5.21	3	1.0	9	3.0	55t	33/223	58.4
Moore	143	79	857	55.2	5.99	5	3.5	10	7.0	39	13/90	55.6
St. Pierre	28	13	173	46.4	6.18	1	3.6	2	7.1	88t	3/23	48.6
Pike	12	6	47	50.0	3.92	0	0.0	0	0.0	22	1/10	60.1
Edwards	1	1	0	100.0	0.00	0	0.0	0	0.0	0	0/0	79.2
LaFell	1	0	0	0.00	0.00	0	0.0	0	0.0	0	0/0	39.6
TEAM	484	256	2635	52.9	5.44	9	1.9	21	4.3	88t	50/346	57.0
OPPONENTS	526	326	3617	62.0	6.88	19	3.6	17	3.2	56t	31/224	81.0

DEFENSE

	TOT	S	A	QP	FF	FR	PD
Beason	162	102	60	2	1	-	8
Anderson	154	95	59	10	2	3	3
Godfrey	104	71	33	4	-	-	4
Marshall	91	75	16	1	1	1	5
S. Martin	90	57	33	3	2	1	5
C. Johnson	73	57	16	27	1	-	3
Landri	63	32	31	6	-	1	1
Connor	60	34	26	4	-	-	1
Hayden	51	23	28	2	-	-	1
Munnerlyn	47	41	6	-	1	-	10
Gamble	42	30	12	-	-	-	8
E. Brown	34	21	13	8	1	-	-
Harris	34	18	16	1	-	-	1
Brayton	33	22	11	14	-	2	2
Hardy	29	17	12	9	-	2	2
E. Johnson	27	13	14	2	-	-	1
Neblett	18	8	10	1	-	-	-
Jas. Williams	15	11	4	1	1	1	2
Pugh	12	6	7	1	-	-	2
Senn	8	4	4	-	-	-	-
Wilson	8	5	3	-	-	1	1
McClain	7	6	1	-	-	-	1
Northwood	6	1	5	-	1	-	-
Irvin	5	3	2	-	-	-	-
Hudson	4	3	1	1	-	-	2
Leonard	3	2	1	-	-	-	-

SACKS

	TOTAL	Beason
Player	11.5	Connor
C. Johnson	3.5	Hayden
Anderson	3.5	Marshall
E. Brown	3.5	Northwood
Hardy	3	TEAM
Landri	3	OPPONENTS
Harris	1.5	50

F.GOALS

	1-19	20-29	30-39	40-49	50+
Kasay	0/0	9/9	2/2	11/14	3/4
TEAM	0/0	9/9	2/2	11/14	3/4
OPPONENTS	0/0	9/9	13/13	5/7	2/3

Kasay: (21G, 52G, 43G) () () () (24G, 51N, 53G), (47G, 55G), (37G) (44G) (20G, 40N) (46G, 28G, 48G), (45G, 40G) (43G, 42G, 46N, 43G, 42N) () (36G) (28G, 29G, 24G, 43G) (27G) (23G)
OPP: (32G) (24G, 33G) (33G, 50G) (32G, 32G, 25G) (28G, 53G, 43G) (24G, 38G) (51N, 33G, 41G) (31G, 36G) (32G) (22G, 33G, 49G) (41G) (24G, 47N) (39G) (23G, 30G) (26G, 29G, 41N) (47G)

PANTHERS USUAL STARTERS

WR 89 Smith (14)	LE 96 Brayton (14)
LT 69 Gross (16)	LT 98 Hayden (10)
LG 70 Wharton (9)	RT 61 Landri (16)
C 67 Kaili (16)	RE 95 Johnson (16)
RG 74 Schwartz (11)	SLB 50 Anderson (15)
RT 65 G. Williams (11)	MLB 55 Connor (8)
TE 47 King (16)	52 Beason (8)
WR 12 Gettis (13)	WLB 52 Beason (8)
QB 2 Clausen (10)	LCB 20 Gamble (10)
FB 42 Fiammetta (9)	RCB 31 Marshall (16)
RB 28 Stewart (7)	SS 30 Godfrey (16)
	FS 23 Martin (15)

SCORE BY PERIODS

	1	2	3	4	OT	TOT
TEAM	35	67	52	42	0	196
OPPONENTS	114	111	74	109	0	408

ADMINISTRATION
& COACHES

VETERANS

ROOKIES

2012 IN REVIEW

RECORDS

TEAM HISTORY

REFERENCE

2011 REGULAR SEASON STATISTICS

ADMINISTRATION
& COACHES

VETERANS

ROOKIES

2012 IN REVIEW

RECORDS

TEAM HISTORY

REFERENCE

WON 6, LOST 10

HEAD COACH RON RIVERA		
09/11	L 21-28	at Arizona
09/18	L 23-30	Green Bay
09/25	W 16-10	Jacksonville
10/02	L 29-34	at Chicago
10/09	L 27-30	New Orleans
10/16	L 17-31	at Atlanta
10/23	W 33-20	Washington
10/30	L 21-24	Minnesota
11/13	L 3-30	Tennessee
11/20	L 35-49	at Detroit
11/27	W 27-19	at Indianapolis
12/04	W 38-19	at Tampa Bay
12/11	L 23-31	Atlanta
12/18	W 28-13	at Houston
12/24	W 48-16	Tampa Bay
01/01	L 17-45	at New Orleans

3rd NFC SOUTH

60,627	73,167	71,704	62,135	72,679	69,047	73,245	72,095	72,409	63,633	63,928	56,270	72,680	71,540	70,363	73,065
--------	--------	--------	--------	--------	--------	--------	--------	--------	--------	--------	--------	--------	--------	--------	--------

STATISTIC

TOTAL FIRST DOWNS

Rushing	139
Passing	175
Penalty	31
3rd Down: Made/Att	75/185
3rd Down Pct.	40.5
4th Down: Made/Att	6/10
4th Down Pct.	60

POSSESSION AVG.

Total Net Yards	6237
Avg. Per Game	389.8
Total Plays	999
Avg. Per Play	6.2

NET YARDS RUSHING

Avg. Per Game	150.5
Total Rushes	445
NET YARDS PASSING	3829
Avg. Per Game	239.3
Sacked/Yards Lost	35/260
Gross Yards	4089
Att./Completions	519/312
Completion Pct.	60.1
Had Intercepted	17

PUNTS/AVERAGE

Net Punting Avg.	66/42.7
PENALTIES/YARDS	113/1013

FUMBLES/BALL LOST

TOUCHDOWNS	13/6
Rushing	48
Passing	26
Returns	21

SCORING

TOUCHDOWNS	
Rushing	
Passing	
Returns	

TEAM

OPPONENTS

48	26	21	1	44/45	22/28	2	2	406
50	18	28	4	48/48	27/31	0	0	429

SCORE BY PERIODS

	1	2	3	4	OT	TOT
TEAM	92	148	83	83	0	406
OPPONENTS	79	117	90	143	0	429

RUSHING

D. Williams	155	836	5.4	74t	7
Stewart	142	761	5.4	32	4
Newton	126	706	5.6	49t	14
S. Smith	6	56	9.3	23	0
Vaughan	7	24	3.4	9	0
Brockel	3	12	4.0	7t	1
Felton	3	10	3.3	4	0
A. Edwards	1	5	5.0	5	0
D. Anderson	2	-2	-1.0	-1	0

TEAM

OPPONENTS

445	2408	5.4	74t	26
451	2093	4.6	46	18

RECEIVING

S. Smith	79	1394	17.6	77t	7
Stewart	47	413	8.8	26	1
Olsen	45	540	12.0	44t	5
Naanee	44	467	10.6	28	1
Shockey	37	455	12.3	29	4
LaFell	36	613	17.0	91t	3
D. Williams	16	135	8.4	32	0
Brockel	3	13	4.3	5	0
Felton	2	24	12.0	17	0
Newton	1	27	27.0	27	0
Ajirotutu	1	4	4.0	4	0
Goodson	1	4	4.0	4	0

TEAM

OPPONENTS

312	4089	13.1	91t	21
318	4119	13.0	84t	28

INTERCEPTIONS

Gamble	3	43	14.3	24	0
Martin	3	16	5.3	15	0
Godfrey	2	30	15.0	21	0
J. Anderson	2	5	2.5	5	0
Stanford	1	53	53.0	53	0
Senn	1	21	21.0	21	0
Nelson	1	20	20.0	20	0
Keiser	1	9	9.0	9	0

TEAM

OPPONENTS

14	197	14.1	53	0
17	229	13.5	49	1

PUNTING

Baker	66	2819	42.7	34.1	5	19	56	0
-------	----	------	------	------	---	----	----	---

TEAM

OPPONENTS

52	2248	43.2	37.9	5	15	64	0
----	------	------	------	---	----	----	---

KICKOFF RET.

Pilares	23	590	25.7	101t	1
Goodson	11	250	22.7	31	0
A. Edwards	3	35	11.7	17	0
Pugh	2	51	25.5	28	0
Brockel	0	0	---	---	0

TEAM

OPPONENTS

39	926	23.7	101t	1
30	811	27.0	78	0

PUNT RET.

A. Edwards	32	9	176	5.5	17	0
TEAM	32	9	176	5.5	17	0
OPPONENTS	35	15	466	13.3	89t	3

PASSING

Newton	517	310	405t	60.0	7.84	21	4.1	17	3.3	91t	35/260	84.5
A. Edwards	1	1	11	100.0	11.00	0	0.0	0	0.0	11	0/0	112.5
Naanee	1	1	27	100.0	27.00	0	0.0	0	0.0	27	0/0	118.8
TEAM	519	312	4089	60.1	7.88	21	4.0	17	3.3	91t	35/260	84.8
OPPONENTS	490	318	4119	64.9	8.41	28	5.7	14	2.9	84t	31/170	98.3

DEFENSE

Anderson	174	105	69	1	-	3	7
Godfrey	100	63	37	-	1	-	5
Connor	87	53	34	-	1	-	-
Senn	73	52	21	1	2	-	1
Martin	62	39	23	1	-	-	6
Munnerlyn	55	36	19	1	1	1	7
Gamble	51	37	14	-	-	-	10
Hardy	50	38	12	17	2	-	11
Johnson	39	25	14	14	1	-	2
Gaither	36	24	12	-	-	-	-
Butler	29	26	3	-	-	-	9
Applewhite	21	17	4	4	1	-	1
Neblett	21	15	6	-	-	2	-
J. Williams	21	13	8	-	1	-	-
McClain	20	14	6	4	-	1	-
Stanford	20	10	10	-	-	-	-
Davis	17	8	9	2	-	1	-
Pugh	16	12	4	-	-	-	2
Fua	15	11	4	1	-	-	-
Fields	11	6	5	1	-	-	-
Kearse	11	9	2	-	-	-	1
Nelson	11	8	3	-	-	-	-
T. Williams	11	5	6	-	-	-	4
Keiser	9	8	1	1	-	-	-
Norwood	7	5	2	1	-	-	-
Pressley	5	3	2	-	-	-	1
Hogan	4	1	3	-	-	-	-
Nwagbuo	4	2	2	-	-	-	-
Shirley	4	2	2	3	1	-	-
Beason	3	3	0	-	-	-	-
Phillips	3	2	1	-	-	-	-
Hines	1	1	0	-	-	-	-
Selvie	1	1	0	1	-	-	-

SACKS

Player	TOTAL	J. Anderson	1.5
Johnson	9.0	Gaither	1.0
Hardy	4.0	Godfrey	1.0
Keiser	4.0	McClain	1.0
Neblett	2.5	Kearse	0.5
Shirley	2.5	TEAM	31.0
Applewhite	2.0	OPPONENTS	35.0
Munnerlyn	2.0		

FIELD GOALS

Mare	1-19	20-29	30-39	40-49	50+
TEAM	1/1	7/7	6/9	8/9	0/2
OPPONENTS	1/1	5/5	10/11	9/12	2/2

MARE: ()

(20G, 33G, 21G) (35G, 32G) (29G, 39G, 34B, 38G, 52N) () (42G) (20G, 45G, 45G, 40G) (31N) (50N, 29G) (27G, 31G) (40G, 45B, 41G) (43G) (36N) () (21G, 19G) (41G)
--

OPP: (36N) (37G, 19G, 34G) (53G) (20G, 24G) (23G, 46G, 37G) (24G) (31G, 49G) (45N, 31G) (38G, 36G, 49G) () (43G, 31G) (50G, 47G, 46G, 44G) (30G, 46N) (49N, 26G, 34G) (42G) (43G)

PANTHERS USUAL STARTERS

WR 89 Smith (16)	DE 76 Hardy (16)
TE 80 Shockey (13)	DT 97 McClain (12)
LT 69 Gross (15)	NT 94 Fua (11)
LG 70 Wharton (15)	DE 95 Johnson (15)
C 67 Kaili (16)	SLB 50 Anderson (14)
RG 63 Hangartner (16)	MLB 55 Connor (11)
RT 77 Bell (12)	WLB 57 Senn (6)
TE 88 Olsen (13)	CB 20 Gamble (16)
WR 17 Naanee (10)	CB 41 Munnerlyn (14)
QB 1 Newton (16)	SS 30 Godfrey (14)
RB 34 D. Williams (14)	FS 23 Martin (16)

ALL-TIME PRESEASON RESULTS

1995 (3-2)				
Date	W-L	Score	Opponent	Atten.
07/29/95	W	20-14	at Jacksonville (HOF)	24,625
08/04/95	L	15-18	at Chicago	50,300
08/12/95	W	19-10	DENVER (at Clemson)	57,017
08/19/95	L	10-17	at San Francisco	51,185
08/26/95	W	6-3	NEW YORK GIANTS (at Clemson)	49,114

1996 (2-2)				
Date	W-L	Score	Opponent	Atten.
08/03/96	W	30-12	CHICAGO	65,350
08/10/96	L	28-40	at Denver	70,649
08/19/96	L	0-24	BUFFALO	65,231
08/26/96	W	34-7	at New York Giants	45,713

1997 (0-4)				
Date	W-L	Score	Opponent	Atten.
08/03/97	L	9-23	at Jacksonville	67,280
08/09/97	L	13-23	DENVER	68,296
08/14/97	L	10-30	at Kansas City	76,972
08/22/97	L	19-27	PITTSBURGH	67,044

1998 (2-2)				
Date	W-L	Score	Opponent	Atten.
08/08/98	W	30-27	JACKSONVILLE	62,925
08/14/98	W	12-7	at Buffalo	30,010
08/22/98	L	22-25OT	MINNESOTA	64,569
08/29/98	L	24-38	at Pittsburgh	53,784

1999 (2-2)				
Date	W-L	Score	Opponent	Atten.
08/13/99	L	10-35	at Jacksonville	59,120
08/20/99	W	20-13	PITTSBURGH	59,591
08/28/99	L	24-38	at Baltimore	66,247
09/02/99	W	23-20	NEW ENGLAND	52,976

2000 (0-4)				
Date	W-L	Score	Opponent	Atten.
08/04/00	L	14-34	JACKSONVILLE	72,949
08/10/00	L	0-13	at Pittsburgh	44,813
08/18/00	L	13-24	BALTIMORE	72,551
08/24/00	L	21-29	at New England	60,292

2001 (2-2)				
Date	W-L	Score	Opponent	Atten.
08/10/01	L	16-18	at Jacksonville	50,970
08/18/01	L	8-23	NEW ENGLAND	71,597
08/23/01	W	20-17	at Baltimore	66,619
08/31/01	W	23-20	CLEVELAND	70,444

2002 (1-3)				
Date	W-L	Score	Opponent	Atten.
08/10/02	L	30-37	WASHINGTON	71,384
08/17/02	L	16-19	DALLAS	72,624
08/23/02	L	3-23	at New England	68,436
08/30/02	W	20-19	at Cleveland	68,718

2003 (4-0)				
Date	W-L	Score	Opponent	Atten.
08/09/03	W	20-0	WASHINGTON	71,393
08/15/03	W	20-10	at New York Giants	76,807
08/23/03	W	20-7	at Green Bay	69,831
08/29/03	W	21-14	PITTSBURGH	72,273

2004 (4-0)				
Date	W-L	Score	Opponent	Atten.
08/14/04	W	23-20OT	at Washington	58,876
08/19/04	W	27-20	NEW YORK GIANTS	72,562
08/28/04	W	20-17	NEW ENGLAND	72,829
09/02/04	W	16-13	at Pittsburgh	53,655

2005 (2-2)				
Date	W-L	Score	Opponent	Atten.
08/13/05	W	28-10	WASHINGTON	72,887
08/20/05	L	21-27	at New York Giants	76,138
08/26/05	W	23-20	at Cleveland	69,512
09/01/05	L	17-21	PITTSBURGH	72,504

2006 (4-0)				
Date	W-L	Score	Opponent	Atten.
08/12/06	W	14-13	BUFFALO	72,485
08/19/06	W	17-10	at Jacksonville	64,073
08/24/06	W	19-10	MIAMI	71,477
08/31/06	W	15-13	at Pittsburgh	54,621

2007 (1-3)				
Date	W-L	Score	Opponent	Atten.
08/11/07	W	24-21	at New York Giants	75,535
08/17/07	L	10-27	at Philadelphia	67,415
08/24/07	L	7-24	NEW ENGLAND	72,882
08/30/07	L	3-19	PITTSBURGH	72,267

2008 (2-2)				
Date	W-L	Score	Opponent	Atten.
08/09/08	W	23-20OT	INDIANAPOLIS	70,492
08/14/08	L	13-24	at Philadelphia	68,594
08/23/08	W	47-3	WASHINGTON	71,770
08/28/08	L	16-19	at Pittsburgh	50,485

2009 (0-4)				
Date	W-L	Score	Opponent	Atten.
08/17/09	L	17-24	at New York Giants	72,768
08/22/09	L	17-27	at Miami	56,638
08/29/09	L	13-17	BALTIMORE	71,045
09/03/09	L	10-21	PITTSBURGH	70,073

2010 (1-3)				
Date	W-L	Score	Opponent	Atten.
08/12/10	L	12-17	at Baltimore	70,579
08/21/10	L	3-9	New York Jets	71,539
08/28/10	W	15-7	Tennessee	71,110
09/02/10	L	3-19	at Pittsburgh	52,130

2011 (1-3)				
Date	W-L	Score	Opponent	Atten.
08/13/11	W	20-10	New York Giants	71,936
08/19/11	L	10-20	at Miami	54,157
08/25/11	L	13-24	at Cincinnati	41,735
09/01/11	L	17-33	Pittsburgh	72,358

2012 (2-2)				
Date	W-L	Score	Opponent	Atten.
08/11/12	L	13-26	Houston	69,002
08/17/12	W	23-17	Miami	68,595
08/26/12	W	17-12	at New York Jets	79,088
08/30/12	L	16-17	at Pittsburgh	50,122

ADMINISTRATION
& COACHES

VETERANS

ROOKIES

2012 IN REVIEW

RECORDS

TEAM HISTORY

REFERENCE

PANTHERS IN OVERTIME

Location	Won	Lost	Won Toss	Lost Toss
Home	0	4	1	3
Away	5	6	8	3
Totals	5	10	9	6

Nov. 18, 2012 – Carolina 21 vs. Tampa Bay 27: Buccaneers win toss. The Buccaneers drive 80 yards in eight plays as Josh Freeman completes a 15-yard touchdown pass to Vincent Jackson for the win. Running back Doug Martin rushes five times for 48 yards on the drive.

Dec. 21, 2008 – Carolina 28 at New York Giants 34: Giants win toss. The Giants are forced to punt. The Panthers are forced to punt. Giants running back Brandon Jacobs scores on a 2-yard run with 9:57 remaining following a 51-yard Derrick Ward run to the Panthers' 36, setting up the game winning touchdown.

Sept. 17, 2006 – Carolina 13 at Minnesota 16: Panthers win toss. The Panthers are forced to punt. Minnesota kicker Ryan Longwell converts a 19-yard field goal with 7:28 remaining following a 10-play 78-yard drive.

Dec. 18, 2004 – Carolina 31 at Atlanta 34: Panthers win toss. Aaron Beasley intercepts a Jake Delhomme pass and returns it 30 yards. Jay Feely kicks a 38-yard field goal with 12:35 remaining.

Jan. 10, 2004 – Carolina 29 at St. Louis 23 (20T), NFC Divisional Playoffs: Panthers win toss. Scoreless first overtime ends after John Kasay misses a 45-yard field goal and Rams kicker Jeff Wilkins is short on a 53-yard attempt. A Ricky Manning interception sets up a 69-yard touchdown pass from Jake Delhomme to Steve Smith on the first play of the second overtime period with 14:50 remaining. At 1:15:10, the game ranks as the fifth-longest in NFL history.

Dec. 7, 2003 – Carolina 14 at Atlanta 20: Panthers win toss. Kevin Mathis intercepts a Jake Delhomme pass and returns it 32 yards for a touchdown with 13:31 remaining.

Oct. 26, 2003 – Carolina 23 at New Orleans 20: Saints win toss. On a key fourth down play, Julius Peppers upends Deuce McAllister in the backfield short of the first down and causes a fumble that is recovered by Kris Jenkins. Stephen Davis' 34-yard run sets up a John Kasay 31-yard field goal with 10:24 remaining.

Oct. 12, 2003 – Carolina 23 at Indianapolis 20: Panthers win toss. John Kasay kicks a 47-yard field goal with 9:21 remaining following a 10-play 43-yard drive where DeShaun Foster gained 26 yards on the ground.

Sept. 14, 2003 – Carolina 12 at Tampa Bay 9: Panthers win toss. Panthers are forced to punt. Defense stops the Buccaneers at the Carolina 42-yard line and Steve Smith returns the punt 52 yards. John Kasay kicks a 47-yard field goal with 3:28 remaining.

Nov. 18, 2001 – Carolina 22 vs. San Francisco 25: 49ers win toss. Jose Cortez kicks a 26-yard field goal with 10:26 remaining.

Oct. 21, 2001 – Carolina 14 at Washington 17: Redskins win toss. Tony Banks completes a 47-yard pass to Rod Gardner to set up a Brett Conway 23-yard field goal conversion with 13:13 remaining.

Oct. 1, 2000 – Carolina 13 vs. Dallas 16: Cowboys win toss. Troy Aikman drives Dallas 68 yards in seven plays, and Tim Seder caps off the drive with a 24-yard field goal with 11:08 remaining.

Dec. 6, 1998 – Carolina 28 vs. San Francisco 31: Panthers win toss. A Carolina fumble is recovered by the 49ers at the Panthers 38-yard line. Wade Richey kicks a 23-yard field goal with 10:44 remaining.

Oct. 29, 1995 – Carolina 20 at New England 17: Panthers win toss. Both the Panthers and the Patriots are forced to punt before John Kasay converts a 29-yard field goal with 7:52 remaining for Carolina's first overtime win in team history.

Sept. 3, 1995 – Carolina 20 at Atlanta 23: Panthers win toss. In the Panthers inaugural regular season contest, the Falcons recover a Carolina fumble on the Panthers 42-yard line after Frank Reich is sacked. Morten Andersen kicks a 35-yard field goal with 8:43 remaining.

ADMINISTRATION
& COACHES

VETERANS

ROOKIES

2012 IN REVIEW

RECORDS

TEAM HISTORY

REFERENCE

ALL-TIME WIN-LOSS RECORDS

1995-2001

General Records:	1995	1996	1997	1998	1999	2000	2001
Overall Record	7-9	12-4	7-9	4-12	8-8	7-9	1-15
Home	5-3	8-0	2-6	2-6	5-3	5-3	0-8
Away	2-6	4-4	5-3	2-6	3-5	2-6	1-7
Panthers win coin toss	3-4	8-3	4-5	2-3	4-5	4-4	1-6
Panthers lose coin toss	4-5	4-1	3-4	2-9	4-3	3-5	0-9
Scoring first	3-4	10-0	4-1	3-4	7-4	6-4	1-7
Opponent scores first	4-5	2-4	3-8	1-8	1-4	1-5	0-8
Leading at halftime	3-1	6-0	6-0	2-3	7-1	5-3	1-5
Tied at halftime	2-2	-	0-1	0-3	0-1	0-2	0-1
Trailing at halftime	2-6	6-4	1-8	2-6	1-6	2-4	0-9
Leading after three quarters	5-0	11-0	6-0	3-2	8-1	5-2	1-3
Tied after three quarters	1-1	-	0-1	0-1	-	0-1	-
Trailing after three quarters	1-8	1-4	1-8	1-10	0-7	2-5	0-12
In overtime	1-1	-	-	0-1	-	0-1	0-2
Outcomes of 7 points or less	4-6	3-1	2-2	2-9	3-3	1-5	0-8
Outcomes of 3 points or less	1-2	1-1	1-1	0-3	2-2	1-4	0-6
Ind. Panthers 100-yd rusher	1-1	4-1	3-3	2-2	1-1	2-0	0-2
Ind. Panthers 100-yd receiver	1-5	1-2	2-3	1-6	5-5	3-2	0-2
Ind. Panthers 300-yd passer	1-1	1-0	0-1	0-1	4-1	3-0	0-1
Panthers out-gain opposition	4-5	7-1	6-3	1-2	7-5	3-1	0-2
Panthers out-rush opposition	5-0	8-1	5-1	3-0	3-2	3-0	0-3
Panthers out-pass opposition	4-3	6-2	4-4	1-5	5-5	3-3	0-5
Opponent ind. 100-yd rusher	0-1	2-2	0-5	0-5	2-3	0-4	0-6
Opponent ind. 100-yd receiver	2-5	3-1	2-2	1-5	2-3	2-1	0-6
Opponent ind. 300-yd passer	2-1	1-1	1-0	1-1	3-2	2-1	0-4
Turnovers:							
Positive	3-3	8-0	3-0	3-3	4-0	5-2	1-6
Even	4-1	3-1	4-1	1-0	1-4	0-4	0-2
Negative	0-5	1-3	0-8	0-9	3-4	2-3	0-7
Surface:							
On grass	7-5	9-1	3-8	2-8	8-4	6-6	0-11
On artificial turf	0-4	3-3	4-1	2-4	0-4	1-3	1-4
Outdoors	7-6	9-2	4-8	2-10	8-5	6-6	0-12
Indoors	0-3	3-2	3-1	2-2	0-3	1-3	1-3
By Month:							
August	-	-	0-1	-	-	-	-
September	0-3	3-1	2-2	0-3	1-2	1-2	1-2
October	3-2	2-2	2-1	0-4	1-3	2-3	0-4
November	2-2	3-1	2-3	2-3	3-1	2-2	0-4
December	2-2	4-0	1-2	2-2	2-2	2-2	0-4
January	-	-	-	-	1-0	-	0-1
February	-	-	-	-	-	-	-
By Conference/Division:							
AFC Opponents	3-1	3-1	2-2	1-3	2-2	2-2	0-4
AFC East	3-1	-	-	1-3	-	-	0-4
AFC Central	-	3-1	-	-	2-2	-	-
AFC North	-	-	-	-	-	-	-
AFC South	-	-	-	-	-	-	-
AFC West	-	-	2-2	-	-	2-2	-
NFC Opponents	4-8	9-3	5-7	3-9	6-6	5-7	1-11
NFC East	1-1	1-1	1-1	0-2	1-1	0-2	0-2
NFC Central	0-2	1-1	0-2	0-2	1-1	1-1	1-1
NFC North	-	-	-	-	-	-	-
NFC South	-	-	-	-	-	-	-
NFC West	3-5	7-1	4-4	3-5	4-4	4-4	0-8
Jersey Color:							
White Jerseys	5-6	8-3	5-6	2-5	5-6	4-6	1-7
Black Jerseys	2-3	4-1	2-3	2-7	3-2	3-3	0-8
Blue Jerseys	-	-	-	-	-	-	-
Time Of Game:							
Day	7-8	11-4	5-7	4-11	7-8	5-9	1-14
Night	0-1	1-0	2-2	0-1	1-0	2-0	0-1
On Monday Night Football	-	-	1-1	-	-	1-0	-

ADMINISTRATION
& COACHES

VETERANS

ROOKIES

2012 IN REVIEW

RECORDS

TEAM HISTORY

REFERENCE

ALL-TIME WIN-LOSS RECORDS

2002-2008

General Records:	2002	2003	2004	2005	2006	2007	2008
Overall Record	7-9	11-5	7-9	11-5	8-8	7-9	12-4
Home	4-4	6-2	3-5	5-3	4-4	2-6	8-0
Away	3-5	5-3	4-4	6-2	4-4	5-3	4-4
Panthers win coin toss	3-4	2-4	1-3	5-2	2-2	4-4	6-2
Panthers lose coin toss	4-5	9-1	6-6	6-3	6-6	3-5	6-2
Scoring first	1-2	10-2	5-2	9-1	4-5	6-3	8-1
Opponent scores first	6-7	1-3	2-7	2-4	4-3	1-6	4-3
Leading at halftime	5-2	6-1	4-1	8-1	6-5	2-1	10-1
Tied at halftime	0-2	1-2	1-1	1-0	1-0	3-0	0-1
Trailing at halftime	2-5	4-2	2-7	2-4	1-3	2-8	2-2
Leading after three quarters	6-3	8-2	5-1	8-0	8-4	4-0	9-1
Tied after three quarters	1-0	-	1-0	1-0	0-0	1-1	2-0
Trailing after three quarters	0-6	3-3	1-8	2-5	0-4	2-8	1-3
In overtime	-	3-1	0-1	0-0	0-1	0-0	0-1
Outcomes of 7 points or less	4-4	9-3	1-5	4-3	4-4	1-2	4-1
Outcomes of 3 points or less	1-4	7-0	0-4	2-2	3-3	2-0	3-0
Ind. Panthers 100-yd rusher	2-0	5-2	6-0	2-0	4-0	3-0	6-2
Ind. Panthers 100-yd receiver	2-2	4-1	4-4	5-5	3-4	2-3	7-2
Ind. Panthers 300-yd passer	2-1	1-1	1-3	1-0	1-1	0-1	0-0
Panthers out-gain opposition	5-2	5-3	5-5	8-2	7-2	4-1	7-1
Panthers out-rush opposition	5-3	9-3	6-2	10-1	7-1	5-3	9-1
Panthers out-pass opposition	5-2	6-3	3-6	6-4	4-4	3-2	4-3
Opponent ind. 100-yd rusher	1-0	3-1	0-5	0-3	0-6	0-4	0-3
Opponent ind. 100-yd receiver	1-4	3-0	4-1	3-0	2-3	2-2	2-1
Opponent ind. 300-yd passer	-	1-0	3-0	2-0	1-1	1-0	3-0
Turnovers:							
Positive	5-1	3-1	6-3	7-1	5-0	5-1	8-1
Even	1-0	3-0	1-2	4-1	1-1	1-1	2-1
Negative	1-8	5-4	0-4	0-4	2-7	1-7	2-2
Surface:							
On grass	5-7	9-3	6-7	8-5	5-6	4-9	11-1
On artificial turf	2-2	2-2	1-2	3-0	3-2	3-0	1-3
Outdoors	5-8	9-4	6-8	9-5	6-7	3-9	11-2
Indoors	2-1	2-1	1-1	2-0	2-1	4-0	1-2
By Month:							
August	-	-	-	-	-	-	-
September	3-1	3-0	1-1	1-2	1-2	2-2	3-1
October	0-4	3-1	0-5	4-0	3-2	2-1	3-1
November	0-3	2-3	3-1	3-1	2-1	0-4	3-1
December	4-1	3-1	3-1	2-2	2-3	3-2	3-1
January	-	-	0-1	1-0	-	-	-
February	-	0-1	-	-	-	-	-
By Conference/Division:							
AFC Opponents	3-1	2-2	1-3	3-1	2-2	0-4	4-0
AFC East	-	-	-	3-1	-	-	-
AFC Central	-	-	-	-	-	-	-
AFC North	3-1	-	-	-	2-2	-	-
AFC South	-	2-2	-	-	-	0-4	-
AFC West	-	-	1-3	-	-	-	4-0
NFC Opponents	4-8	9-3	6-6	8-4	6-6	7-5	8-4
NFC East	0-1	2-2	0-1	0-1	0-4	0-1	0-1
NFC Central	-	-	-	-	-	-	-
NFC North	3-1	1-0	0-1	3-1	0-1	0-1	3-1
NFC South	1-5	5-1	3-3	4-2	5-1	3-3	4-2
NFC West	0-1	1-0	3-1	1-0	1-0	4-0	1-0
Jersey Color:							
White Jerseys	5-5	7-2	4-5	5-3	5-4	5-4	6-3
Black Jerseys	2-3	3-2	2-3	5-1	1-4	2-3	5-0
Blue Jerseys	0-1	1-1	1-1	1-1	2-0	0-2	1-1
Time Of Game:							
Day	7-9	11-4	7-7	10-5	7-6	7-8	11-3
Night	-	0-1	0-2	1-0	1-2	0-1	1-1
On Monday Night Football	-	-	0-1	1-0	1-1	-	1-0

ADMINISTRATION
& COACHES

VETERANS

ROOKIES

2012 IN REVIEW

RECORDS

TEAM HISTORY

REFERENCE

ALL-TIME WIN-LOSS RECORDS

2009-2012

General Records:	2009	2010	2011	2012	2013	TOTAL	PLAYOFFS
Overall Record	8-8	2-14	6-10	7-9		132-156	6-4
Home	5-3	2-6	3-5	3-5		72-72	2-1
Away	3-5	0-8	3-5	4-4		60-84	4-3
Panthers win coin toss	6-4	1-9	4-3	3-0		63-67	5-4
Panthers lose coin toss	2-4	1-5	2-7	4-9		69-89	1-0
Scoring first	5-6	1-4	6-4	4-2		93-56	4-2
Opponent scores first	3-2	1-10	0-6	3-7		39-101	2-1
Leading at halftime	5-3	1-1	4-4	5-3		86-36	6-0
Tied at halftime	1-0	1-0	1-1	0-0		12-17	-
Trailing at halftime	2-5	0-13	1-5	2-6		34-103	0-3
Leading after three quarters	6-0	1-1	5-3	6-2		105-25	6-0
Tied after three quarters	0-1	1-0	0-1	0-0		8-7	-
Trailing after three quarters	2-7	0-13	1-6	1-7		19-124	0-4
In overtime	0-0	0-0	0-0	0-1		4-10	1-0
Outcomes of 7 points or less	2-1	2-2	1-7	1-7		48-73	1-2
Outcomes of 3 points or less	1-0	1-2	0-3	0-2		26-39	0-1
Ind. Panthers 100-yd rusher	6-2	1-3	0-1	2-0		50-20	3-0
Ind. Panthers 100-yd receiver	1-1	1-0	2-5	2-4		46-56	3-1
Ind. Panthers 300-yd passer	0-1	1-0	0-3	1-2		17-18	1-1
Panthers out-gain opposition	6-3	2-1	5-6	5-4		87-49	4-0
Panthers out-rush opposition	8-3	1-4	5-3	5-4		97-35	6-0
Panthers out-pass opposition	3-4	1-1	2-5	4-4		64-66	3-0
Opponent ind. 100-yd rusher	1-2	1-3	2-5	1-3		13-61	0-1
Opponent ind. 100-yd receiver	1-2	1-1	1-5	3-3		35-45	1-3
Opponent ind. 300-yd passer	1-2	0-2	0-6	2-2		24-23	1-1
Turnovers:							
Positive	6-1	1-5	6-0	4-3		83-31	5-0
Even	0-1	0-2	0-3	2-3		28-28	1-1
Negative	2-6	1-7	0-7	1-3		21-98	0-3
Surface:							
On grass	7-4	2-9	5-7	6-8		103-109	4-3
On artificial turf	1-4	0-5	1-3	1-1		29-47	2-1
Outdoors	7-5	2-11	4-6	6-8		104-122	5-3
Indoors	1-3	0-3	2-4	1-1		28-34	1-1
By Month:							
August	-	-	-	-		0-1	-
September	0-3	0-3	1-2	1-3		24-35	-
October	2-1	1-3	1-4	0-3		29-44	-
November	2-3	0-4	1-2	2-2		32-41	-
December	3-1	1-3	3-1	4-1		44-31	-
January	1-0	0-1	0-1	0-0		3-4	6-3
February	-	-	-	-		-	0-1
By Conference/Division:							
AFC Opponents	0-4	0-4	3-1	2-2		33-39	0-1
AFC East	0-4	-	-	-		7-13	0-1
AFC Central	-	-	-	-		5-3	-
AFC North	-	0-4	-	-		5-7	-
AFC South	-	-	3-1	-		5-7	-
AFC West	-	-	-	2-2		11-9	-
NFC Opponents	8-4	2-10	3-9	5-7		99-117	6-2
NFC East	2-2	0-1	1-0	2-2		11-26	4-0
NFC Central	-	-	-	-		4-10	0-1
NFC North	1-0	0-1	0-4	0-1		11-12	1-0
NFC South	4-2	0-6	2-4	3-3		34-32	-
NFC West	1-0	2-2	0-1	0-1		39-37	1-2
Jersey Color:							
White Jerseys	3-5	0-10	4-7	5-5		79-92	6-4
Black Jerseys	4-2	1-3	1-2	2-2		44-52	-
Blue Jerseys	1-1	1-1	1-1	0-2		9-12	-
Time Of Game:							
Day	7-6	2-13	6-10	6-8		121-140	6-3
Night	1-2	0-1	-	1-1		11-16	0-1
On Monday Night Football	0-1	-	-	1-0		6-4	-

ADMINISTRATION
& COACHES

VETERANS

ROOKIES

2012 IN REVIEW

RECORDS

TEAM HISTORY

REFERENCE

SINGLE-GAME BESTS

100-YARD RECEIVING GAMES

Player	Date	Opponent	Rec	Yds	TD
Smith, Steve†	1/15/2006	at Chicago	12	218	2
Smith, Steve	10/30/2005	Minnesota	11	201	1
Muhammad, Muhsin	9/13/1998	at New Orleans	9	192	1
Smith, Steve	10/15/2006	at Baltimore	8	189	1
Muhammad, Muhsin	11/16/2003	Washington	9	189	0
Smith, Steve	10/2/2011	at Chicago	8	181	0
Muhammad, Muhsin	12/5/2004	at New Orleans	10	179	1
Smith, Steve	9/11/2011	at Arizona	8	178	2
Smith, Steve	9/25/2005	at Miami	11	170	3
Smith, Steve	11/20/2005	at Chicago	14	169	0
Smith, Steve	11/23/2008	at Atlanta	8	168	0
Smith, Steve	12/14/2008	Denver	9	165	1
Jeffers, Patrick	1/2/2000	New Orleans	7	165	2
Smith, Steve†	1/10/2004	at St. Louis	6	163	1
Jeffers, Patrick	12/27/1999	at Pittsburgh	5	160	2
Smith, Steve	12/20/2009	Minnesota	9	157	1
Green, Willie	12/8/1996	at San Francisco	7	157	1
Green, Willie	11/12/1995	at St. Louis	6	157	1
Smith, Steve	9/18/2011	Green Bay	6	156	0
Smith, Steve	9/16/2007	Houston	8	153	3
Smith, Steve	10/19/2003	vs Tennessee	10	151	1
Muhammad, Muhsin	10/3/1999	at Washington	8	151	0
Smith, Steve	11/13/2006	Tampa Bay	8	149	1
Muhammad, Muhsin	9/28/2008	Atlanta	8	147	1
Jeffers, Patrick	12/12/1999	at Green Bay	8	147	2
Walls, Wesley	9/7/1997	at Atlanta	7	147	0
Green, Willie	12/17/1995	Atlanta	4	147	1
Carter, Drew	12/10/2006	New York Giants	8	144	1
Smith, Steve	12/8/2002	Cincinnati	5	144	1
Smith, Steve	10/23/2011	Washington	7	143	0
Muhammad, Muhsin†	2/1/2004	vs New England	4	140	1
Smith, Steve	9/11/2005	vs New Orleans	8	138	1
Jeffers, Patrick	12/18/1999	vs San Francisco	8	138	1
Smith, Steve	12/22/2007	vs Dallas	9	137	1
Smith, Steve	10/14/2007	at Arizona	10	136	1
Muhammad, Muhsin	12/18/2004	at Atlanta	10	135	1
Smith, Steve†	1/3/2004	Dallas	5	135	1
Smith, Steve	12/28/2008	at New Orleans	5	134	0
Proehl, Ricky	11/9/2003	vs Tampa Bay	3	133	1
Hayes, Donald	11/28/1999	Atlanta	5	133	1
Carter, Drew	11/18/2007	at Green Bay	5	132	1
Muhammad, Muhsin	9/23/2001	at Atlanta	10	132	0
Carrier, Mark	11/26/1995	at New Orleans	6	132	2
Smith, Steve	9/20/2009	at Atlanta	8	131	0
Smith, Steve	1/1/2006	at Atlanta	9	131	1
Muhammad, Muhsin	11/27/2000	Green Bay	11	131	2
Muhammad, Muhsin	10/22/2000	San Francisco	9	127	0
Smith, Steve	10/22/2006	at Cincinnati	8	126	0
Muhammad, Muhsin	12/18/1999	vs San Francisco	11	126	3
Smith, Steve	12/11/2011	Atlanta	6	125	0
Gettis, David	10/24/2010	San Francisco	8	125	2
Muhammad, Muhsin	11/14/1999	at St. Louis	9	125	0
Carrier, Mark	9/26/1996	at Jacksonville	8	124	2
Smith, Steve	10/16/2005	at Detroit	6	123	1
Muhammad, Muhsin	11/14/2004	at San Francisco	6	123	3
Smith, Steve	10/19/2008	New Orleans	6	122	1
Green, Willie	9/3/1995	at Atlanta	7	121	1
Smith, Steve	12/2/2012	at Kansas City	5	120	1
Smith, Steve	10/9/2005	at Arizona	8	119	2
Ismail, Raghib	9/6/1998	Atlanta	6	119	1
Smith, Steve	10/28/2012	at Chicago	7	118	0
Smith, Steve	9/9/2007	at St. Louis	7	118	1
Muhammad, Muhsin	11/21/2004	Arizona	6	118	2
Muhammad, Muhsin	12/13/1998	Washington	7	118	0

ADMINISTRATION
& COACHES

VETERANS

ROOKIES

2012 IN REVIEW

RECORDS

TEAM HISTORY

REFERENCE

SINGLE-GAME BESTS

100-YARD RECEIVING GAMES continued

Player	Date	Opponent	Rec	Yds	TD
Smith, Steve	12/8/2008	Tampa Bay	9	117	1
Smith, Steve	10/26/2008	Arizona	5	117	2
Muhammad, Muhsin	9/26/1999	Cincinnati	8	117	0
Ismail, Raghib	10/11/1998	at Dallas	6	117	2
Smith, Steve	9/29/2002	at Green Bay	5	116	0
Muhammad, Muhsin	12/26/2004	at Tampa Bay	8	115	2
Colbert, Keary	10/10/2004	at Denver	4	115	1
Hayes, Donald	9/10/2000	at San Francisco	6	115	1
Muhammad, Muhsin	10/3/2004	Atlanta	7	114	0
Muhammad, Muhsin	12/24/2000	at Oakland	10	114	0
Carrier, Mark	10/8/1995	at Chicago	5	114	1
Smith, Steve	10/12/2008	at Tampa Bay	6	112	0
Smith, Steve	9/24/2006	at Tampa Bay	7	112	0
Muhammad, Muhsin	11/10/2002	New Orleans	4	112	0
Carruth, Rae	9/21/1997	Kansas City	8	110	0
Smith, Steve	12/9/2012	Atlanta	7	109	0
Ismail, Raghib	12/27/1998	at Indianapolis	7	109	1
Muhammad, Muhsin	9/10/2000	at San Francisco	8	108	1
Ismail, Raghib	11/3/1996	at Atlanta	5	108	0
Muhammad, Muhsin	9/15/2002	Detroit	8	107	1
Jeffers, Patrick	12/5/1999	St. Louis	7	107	1
Carruth, Rae	10/12/1997	at Minnesota	6	107	1
Smith, Steve	9/9/2012	at Tampa Bay	7	106	0
Johnson, Keyshawn	9/17/2006	at Minnesota	5	106	0
Smith, Steve	11/6/2005	at Tampa Bay	5	106	1
Muhammad, Muhsin	10/31/2004	at Seattle	8	106	2
Muhammad, Muhsin	12/8/2002	Cincinnati	8	106	1
Walls, Wesley	11/23/1997	at St. Louis	8	106	0
Smith, Steve	11/30/2008	at Green Bay	4	105	0
Green, Willie	11/26/1995	at New Orleans	4	105	1
Smith, Steve	9/16/2012	New Orleans	3	104	0
Proehl, Ricky	12/24/2005	Dallas	2	104	1
Muhammad, Muhsin	12/9/2001	at Buffalo	8	104	0
Muhammad, Muhsin	10/4/1998	at Atlanta	4	104	1
LaFell, Brandon	12/24/2011	Tampa Bay	3	103	1
Smith, Steve	12/11/2005	Tampa Bay	5	103	0
Muhammad, Muhsin†	1/3/2004	Dallas	4	103	0
Smith, Steve	10/12/2003	at Indianapolis	6	103	1
Muhammad, Muhsin	9/19/1999	vs Jacksonville	4	103	1
Olsen, Greg	11/11/2012	Denver	9	102	2
Muhammad, Muhsin	12/10/2000	at Kansas City	8	102	0
Walls, Wesley	10/8/2000	vs Seattle	7	102	0
Ismail, Raghib	11/30/1997	New Orleans	6	102	0
Williams, DeAngelo	12/4/2006	at Philadelphia	7	101	1
Carrier, Mark	12/24/1995	at Washington	7	101	0
Smith, Steve	10/30/2011	Minnesota	7	100	1
Stewart, Jonathan	9/18/2011	Green Bay	8	100	0
Colbert, Keary	10/31/2004	at Seattle	4	100	0
Smith, Steve	10/26/2003	at New Orleans	9	100	0
Carrier, Mark	10/25/1998	Buffalo	5	100	1

† POSTSEASON

100-YARD RUSHING GAMES

Player	Date	Opponent	Rsh	Yds	TD
Williams, DeAngelo	12/30/2012	at New Orleans	21	210	2
Stewart, Jonathan	12/27/2009	at New York Giants	28	206	1
Williams, DeAngelo	12/8/2008	Tampa Bay	19	186	2
Williams, DeAngelo	12/28/2008	at New Orleans	25	178	0
Davis, Stephen	10/26/2003	at New Orleans	31	178	2
Foster, DeShaun	9/19/2004	at Kansas City	32	174	1
Huntley, Richard	1/6/2002	New England	21	168	0
Foster, DeShaun	1/1/2006	at Atlanta	18	165	1

ADMINISTRATION
& COACHES

VETERANS

ROOKIES

2012 IN REVIEW

RECORDS

TEAM HISTORY

REFERENCE

SINGLE-GAME BESTS

100-YARD RUSHING GAMES continued

Player	Date	Opponent	Rsh	Yds	TD
Davis, Stephen	10/5/2003	New Orleans	30	159	1
Williams, DeAngelo	11/1/2009	at Arizona	23	158	0
Smith, Lamar	9/22/2002	at Minnesota	30	154	2
Davis, Stephen	11/2/2003	at Houston	30	153	0
Davis, Stephen	9/28/2003	Atlanta	21	153	1
Williams, DeAngelo	10/18/2009	at Tampa Bay	30	152	2
Foster, DeShaun†	1/8/2006	at New York Giants	27	151	0
Williams, DeAngelo	11/8/2009	at New Orleans	21	149	2
Lane, Fred	11/2/1997	Oakland	28	147	3
Davis, Stephen	9/14/2003	at Tampa Bay	33	142	0
Biakabutuka, Tshimanga	10/3/1999	at Washington	12	142	0
Williams, DeAngelo	11/9/2008	at Oakland	19	140	1
Lane, Fred	12/8/1997	at Dallas	34	138	0
Stewart, Jonathan	12/19/2010	Arizona	27	137	0
Johnson, Anthony	8/31/1997	Washington	20	134	0
Stewart, Jonathan	12/12/2010	Atlanta	18	133	0
Biakabutuka, Tshimanga	9/26/1999	Cincinnati	8	132	2
Foster, DeShaun	12/4/2005	Atlanta	24	131	1
Stewart, Jonathan	11/16/2008	Detroit	15	130	1
Goings, Nick	12/26/2004	at Tampa Bay	33	127	0
Johnson, Anthony	10/13/1996	St. Louis	22	126	0
Stewart, Jonathan	1/3/2010	New Orleans	16	125	1
Williams, DeAngelo	10/5/2008	Kansas City	20	123	2
Johnson, Anthony	11/17/1996	at St. Louis	27	123	1
Johnson, Anthony	10/20/1996	New Orleans	29	123	0
Moore, Derrick	10/1/1995	Tampa Bay	21	123	1
Williams, DeAngelo	11/19/2009	Miami	13	122	0
Foster, DeShaun	9/23/2007	at Atlanta	20	122	0
Goings, Nick	12/5/2004	at New Orleans	36	122	1
Brown, Dee	12/1/2002	at Cleveland	27	122	0
Williams, DeAngelo	12/30/2007	at Tampa Bay	20	121	2
Williams, DeAngelo	10/14/2007	at Arizona	10	121	1
Goings, Nick	11/21/2004	Arizona	22	121	3
Biakabutuka, Tshimanga	10/21/2001	at Washington	20	121	1
Goodson, Mike	11/21/2010	Baltimore	22	120	0
Stewart, Jonathan	12/6/2009	Tampa Bay	26	120	1
Williams, DeAngelo	11/16/2008	Detroit	14	120	2
Lane, Fred	12/14/1997	Green Bay	19	119	1
Moore, Derrick	10/29/1995	at New England	28	119	0
Hoover, Brad	11/27/2000	Green Bay	24	117	1
Newton, Cam	12/9/2012	Atlanta	9	116	1
Williams, DeAngelo	10/9/2011	New Orleans	9	115	1
Stewart, Jonathan	12/8/2008	Tampa Bay	15	115	2
Davis, Stephen	11/30/2003	Philadelphia	23	115	0
Williams, DeAngelo	11/19/2006	St. Louis	20	114	0
Lane, Fred	11/30/1997	New Orleans	13	112	1
Davis, Stephen	9/7/2003	Jacksonville	22	111	0
Johnson, Anthony	12/1/1996	Tampa Bay	26	111	1
Stewart, Jonathan	10/18/2009	at Tampa Bay	17	110	1
Stewart, Jonathan	12/20/2009	Minnesota	25	109	1
Biakabutuka, Tshimanga	12/27/1998	at Indianapolis	25	109	1
Williams, DeAngelo	12/21/2008	at New York Giants	24	108	4
Williams, DeAngelo	10/26/2008	Arizona	17	108	1
Goings, Nick	12/12/2004	St. Louis	31	108	1
Foster, DeShaun	10/8/2006	Cleveland	24	106	0
Goings, Nick	11/28/2004	Tampa Bay	23	106	0
Foster, DeShaun	10/1/2006	New Orleans	16	105	1
Davis, Stephen†	1/3/2004	Dallas	26	104	1
Biakabutuka, Tshimanga	10/26/1997	Atlanta	23	104	2
Johnson, Anthony†	1/5/1997	Dallas	26	104	0
Biakabutuka, Tshimanga	10/8/2000	Seattle	23	103	0
Biakabutuka, Tshimanga	12/13/1998	Washington	17	103	1

ADMINISTRATION
& COACHES

VETERANS

ROOKIES

2012 IN REVIEW

RECORDS

TEAM HISTORY

REFERENCE

SINGLE-GAME BESTS

100-YARD RUSHING GAMES continued

Player	Date	Opponent	Rsh	Yds	TD
Foster, DeShaun	12/24/2006	at Atlanta	28	102	0
Johnson, Anthony	10/6/1996	at Minnesota	23	102	1
Williams, DeAngelo	11/23/2008	at Atlanta	19	101	1
Lane, Fred	11/1/1998	vs New Orleans	35	101	1
Goodson, Mike	11/14/2010	at Tampa Bay	23	100	0
Lane, Fred	9/13/1998	at New Orleans	18	100	0

† POSTSEASON

300-YARD PASSING GAMES

Player	Date	Opponent	Att	Cmp	Yds	TD	Int
Newton, Cam	9/18/2011	Green Bay	46	28	432	1	3
Weinke, Chris	12/10/2006	New York Giants	61	34	423	1	3
Newton, Cam	9/11/2011	at Arizona	37	24	422	2	1
Newton, Cam	10/2/2011	at Chicago	46	27	374	1	1
Beuerlein, Steve	12/12/1999	at Green Bay	42	29	373	3	0
Beuerlein, Steve	12/18/1999	vs San Francisco	38	27	368	4	0
Delhomme, Jake	10/15/2006	at Baltimore	39	24	365	2	2
Beuerlein, Steve	9/10/2000	at San Francisco	32	24	364	3	1
Delhomme, Jake	10/19/2003	vs Tennessee	49	31	362	2	0
Delhomme, Jake	10/30/2005	Minnesota	30	21	341	3	0
Delhomme, Jake	12/18/2004	at Atlanta	35	24	340	2	1
Collins, Kerry	11/26/1995	at New Orleans	46	17	335	3	4
Beuerlein, Steve	10/3/1999	at Washington	47	23	334	1	1
Beuerlein, Steve	10/8/2000	vs Seattle	39	27	332	2	1
Reich, Frank	9/3/1995	at Atlanta	44	23	329	2	0
Collins, Kerry	9/21/1997	Kansas City	47	24	328	1	4
Collins, Kerry	12/8/1996	at San Francisco	37	22	327	3	0
Delhomme, Jake	10/25/2009	Buffalo	44	27	325	0	3
Delhomme, Jake†	2/1/2004	vs New England	33	16	323	3	0
Beuerlein, Steve	1/2/2000	New Orleans	41	22	322	5	0
Delhomme, Jake†	1/15/2006	at Chicago	33	24	319	3	1
Peete, Rodney	12/8/2002	Cincinnati	29	21	319	3	1
Delhomme, Jake	11/16/2003	Washington	30	20	317	0	2
Delhomme, Jake	9/16/2007	Houston	41	27	316	3	1
Newton, Cam	10/28/2012	at Chicago	39	20	314	0	2
Weinke, Chris	12/23/2001	St. Louis	51	24	312	1	0
Peete, Rodney	11/10/2002	New Orleans	40	23	310	2	1
Peete, Rodney	9/15/2002	Detroit	32	21	310	1	0
Beuerlein, Steve	10/22/2000	San Francisco	44	28	309	3	0
Collins, Kerry	10/29/1995	at New England	45	25	309	2	1
Delhomme, Jake	10/3/2004	Atlanta	38	23	308	0	2
Delhomme, Jake	9/20/2009	at Atlanta	41	25	308	1	1
Moore, Matt	10/24/2010	San Francisco	41	28	308	2	1
Delhomme, Jake	1/2/2005	New Orleans	50	24	307	2	0
Newton, Cam	11/26/2012	at Philadelphia	28	18	306	2	0
Delhomme, Jake	11/14/2004	at San Francisco	34	19	303	3	0
Newton, Cam	9/9/2012	at Tampa Bay	33	23	303	1	2
Collins, Kerry	10/4/1998	at Atlanta	38	20	302	3	2
Beuerlein, Steve	10/17/1999	at San Francisco	36	23	300	4	3

† POSTSEASON

OPPONENTS' 100-YARD RECEIVING GAMES

Player	Date	Opponent	Rec	Yds	TD
Gardner, Rod	10/21/2001	at Washington	6	208	1
Bryant, Antonio	12/8/2008	Tampa Bay	9	200	2
Sharpe, Shannon	11/9/1997	at Denver	8	174	0
White, Roddy	9/30/2012	at Atlanta	8	169	2
Wayne, Reggie	10/28/2007	Indianapolis	7	168	1
Fitzgerald, Larry†	1/10/2009	Arizona	8	166	1
Freeman, Antonio	12/14/1997	Green Bay	10	166	2
Brown, Tim	11/2/1997	Oakland	10	163	0

ADMINISTRATION
& COACHES

VETERANS

ROOKIES

2012 IN REVIEW

RECORDS

TEAM HISTORY

REFERENCE

SINGLE-GAME BESTS

OPPONENTS' 100-YARD RECEIVING GAMES continued

Player	Date	Opponent	Rec	Yds	TD
Boldin, Anquan	10/9/2005	at Arizona	10	162	1
Horn, Joe	12/5/2004	at New Orleans	8	160	2
Holt, Torry	12/12/2004	St. Louis	6	151	1
Horn, Joe	12/2/2001	at New Orleans	13	150	1
Hakim, Az-Zahir	11/5/2000	at St. Louis	8	147	1
Irvin, Michael	10/11/1998	at Dallas	6	146	0
Colston, Marques	1/1/2012	at New Orleans	7	145	2
Moulds, Eric	10/25/1998	Buffalo	5	145	2
Branch, Deion†	2/1/2004	at New England	10	143	1
Fryar, Irving	10/27/1996	at Philadelphia	7	143	0
Westbrook, Michael	10/3/1999	at Washington	8	140	2
Barden, Ramses	9/20/2012	New York Giants	9	138	0
Carter, Cris	11/19/2000	at Minnesota	8	138	1
Fitzgerald, Larry	10/9/2005	at Arizona	9	136	1
Thomas, Demaryius	11/11/2012	Denver	9	135	0
Pittman, Michael	11/28/2004	Tampa Bay	8	134	2
Connell, Albert	10/3/1999	at Washington	5	134	2
Colston, Marques	10/1/2006	New Orleans	5	132	1
Holt, Torry	11/5/2000	at St. Louis	4	130	0
Graham, Jimmy	10/9/2011	New Orleans	8	129	0
Rice, Jerry	12/8/1996	at San Francisco	10	129	1
Sproles, Darren	9/16/2012	New Orleans	13	128	0
White, Roddy	9/23/2007	at Atlanta	7	127	1
Boston, David	12/30/2001	Arizona	7	127	2
Rice, Jerry	9/22/1996	San Francisco	10	127	0
Fitzgerald, Larry	12/19/2010	Arizona	9	125	0
Colston, Marques	12/28/2008	at New Orleans	7	123	1
Owens, Terrell	10/17/2004	at Philadelphia	4	123	0
Mathis, Terance	9/1/1996	Atlanta	4	123	0
Wayne, Reggie	11/27/2011	at Indianapolis	5	122	1
Hakim, Az-Zahir	12/5/1999	St. Louis	4	122	2
Moore, Lance	12/30/2012	at New Orleans	4	121	0
Rice, Jerry	12/10/1995	San Francisco	6	121	0
Johnson, Andre	9/16/2007	Houston	7	120	2
Burress, Plaxico	12/15/2002	at Pittsburgh	6	120	1
Harrison, Marvin	10/12/2003	at Indianapolis	8	119	0
McCardell, Keenan	11/9/2003	Tampa Bay	9	118	1
Owens, Terrell	10/7/2001	at San Francisco	8	118	2
White, Roddy	12/9/2012	Atlanta	9	117	1
Levens, Dorsey†	1/12/1997	at Green Bay	5	117	1
Bryant, Antonio	12/6/2009	Tampa Bay	5	116	0
Bruce, Isaac†	1/10/2004	at St. Louis	7	116	0
Connell, Albert	12/13/1998	Washington	8	116	1
Graham, Jimmy	12/30/2012	at New Orleans	9	115	1
Fitzgerald, Larry	10/26/2008	Arizona	7	115	0
Smith, Jimmy	9/19/1999	Jacksonville	10	115	0
Hilliard, Ike	9/30/2007	Tampa Bay	7	114	0
Ochocinco, Chad	12/8/2002	Cincinnati	6	114	0
Garner, Charlie	10/22/2000	San Francisco	7	112	0
Copeland, Russell	9/10/1995	at Buffalo	2	112	1
Stallworth, Donte†	12/4/2006	at Philadelphia	4	111	1
Bruce, Isaac	12/5/1999	St. Louis	6	111	0
Rice, Jerry	11/5/1995	at San Francisco	8	111	0
Mills, Ernie	10/11/1998	at Dallas	5	110	1
Dawkins, Sean	9/13/1998	at New Orleans	5	110	1
Owens, Terrell	12/8/1996	at San Francisco	5	110	1
Bruce, Isaac	11/12/1995	at St. Louis	9	110	1
Harris, Jackie	10/1/1995	Tampa Bay	5	108	0
Williams, Damian	11/13/2011	Tennessee	5	107	1
Owens, Terrell	10/29/2006	Dallas	9	107	0
Chrebet, Wayne	11/29/1998	at New York Jets	7	107	2
Mathis, Terance	10/26/1997	Atlanta	8	107	0
Moss, Randy	11/19/2000	at Minnesota	5	106	1
Doucet, Early	9/11/2011	at Arizona	3	105	1

ADMINISTRATION
& COACHES

VETERANS

ROOKIES

2012 IN REVIEW

RECORDS

TEAM HISTORY

REFERENCE

SINGLE-GAME BESTS

OPPONENTS' 100-YARD RECEIVING GAMES *continued*

Player	Date	Opponent	Rec	Yds	TD
Welker, Wes	12/13/2009	at New England	10	105	0
Pollard, Marcus	10/16/2005	at Detroit	3	105	0
Jones, Julio	12/11/2011	Atlanta	3	104	2
Wallace, Mike	12/23/2010	at Pittsburgh	4	104	1
Finneran, Brian	11/24/2002	Atlanta	4	104	0
Galloway, Joey	10/13/2002	at Dallas	3	104	1
Poole, Keith	1/2/2000	New Orleans	6	104	0
Williamson, Troy	9/17/2006	at Minnesota	6	102	0
Stallworth, Donte'	12/18/2005	at New Orleans	5	102	1
Johnson, Keyshawn	9/14/2003	at Tampa Bay	9	102	0
Gadsden, Oronde	11/4/2001	at Miami	5	102	0
Dwight, Tim	11/28/1999	Atlanta	5	102	0
Dawkins, Sean	11/1/1998	New Orleans	6	102	0
Mathis, Terance	12/17/1995	Atlanta	8	102	0
Henderson, Devery	10/7/2007	at New Orleans	4	101	0
Clayton, Mark	10/15/2006	at Baltimore	5	101	2
Wilson, Cedrick	11/14/2004	at San Francisco	5	101	0
Horn, Joe	11/10/2002	New Orleans	6	101	0
Bruce, Isaac	9/17/1995	St. Louis	5	100	0

† POSTSEASON

OPPONENTS' 100-YARD RUSHING GAMES

Player	Date	Opponent	Rsh	Yds	TD
Ward, Derrick	12/21/2008	at New York Giants	15	215	0
Forte, Matt	10/2/2011	at Chicago	25	205	1
Faulk, Marshall	12/23/2001	St. Louis	30	202	2
Alexander, Shaun	10/31/2004	at Seattle	32	195	1
Jones, Julius	12/24/2005	Dallas	34	194	2
Droughns, Reuben	10/10/2004	at Denver	30	193	0
Faulk, Marshall	11/11/2001	at St. Louis	15	183	2
Brown, Bryce	11/26/2012	at Philadelphia	19	178	2
Forte, Matt	10/10/2010	Chicago	22	166	2
Martin, Curtis	10/28/2001	New York Jets	27	159	0
Williams, Ricky	10/14/2001	New Orleans	31	147	1
Candidate, Trung	11/11/2001	at St. Louis	16	145	1
Williams, Ricky	10/15/2000	at New Orleans	38	144	2
Vick, Michael	12/7/2003	at Atlanta	14	141	1
Hearst, Garrison	9/29/1997	San Francisco	28	141	1
Allen, Terry	8/31/1997	Washington	25	141	2
Smith, Kevin	11/20/2011	at Detroit	16	140	2
McAlister, Deuce	1/2/2005	New Orleans	28	140	1
Staley, Duce	11/7/1999	Philadelphia	17	140	1
Turner, Michael	10/16/2011	at Atlanta	27	139	2
Hearst, Garrison	12/6/1998	San Francisco	20	139	1
Martin, Doug	11/18/2012	Tampa Bay	24	138	0
Bettis, Jerome	12/26/1999	at Pittsburgh	33	137	1
Dunn, Warrick	12/18/2004	at Atlanta	28	134	1
Davis, Stephen	9/3/2000	at Washington	23	133	1
Taylor, Fred	12/9/2007	at Jacksonville	18	132	1
Parker, Willie	12/17/2006	Pittsburgh	23	132	1
Dunn, Warrick	9/10/2006	Atlanta	29	132	0
Alexander, Shaun†	1/22/2006	at Seattle	34	132	2
Brown, Ronnie	9/25/2005	at Miami	23	132	1
Smith, Emmitt	10/1/2000	Dallas	24	132	1
Hillis, Peyton	11/28/2010	at Cleveland	26	131	3
Johnson, Chris	11/13/2011	Tennessee	27	130	1
Charles, Jamal	12/2/2012	at Kansas City	27	127	0
Ivory, Chris	1/1/2012	at New Orleans	19	127	1
Abdul-Jabbar, Karim	11/15/1998	Miami	25	127	1
McAlister, Deuce	10/5/2003	New Orleans	23	124	0
Stewart, James	9/19/1999	Jacksonville	27	124	2
Jones-Drew, Maurice	9/25/2011	Jacksonville	24	122	0
Smith, Robert	10/12/1997	at Minnesota	23	120	1

ADMINISTRATION
& COACHES

VETERANS

ROOKIES

2012 IN REVIEW

RECORDS

TEAM HISTORY

REFERENCE

SINGLE-GAME BESTS

OPPONENTS' 100-YARD RUSHING GAMES *continued*

Player	Date	Opponent	Rsh	Yds	TD
Williams, Ricky	11/19/2009	Miami	22	119	2
Green, Ahman	9/13/2004	Green Bay	33	119	2
Faulk, Marshall	12/5/1999	St. Louis	22	118	0
Turner, Michael	11/23/2008	at Atlanta	24	117	4
McAlister, Deuce	12/29/2002	at New Orleans	28	117	0
Anderson, Jamal	10/4/1998	at Atlanta	31	117	1
Dunn, Warrick	10/12/2008	at Tampa Bay	22	115	0
Brown, Andre	9/20/2012	New York Giants	20	113	2
Taylor, Chester	9/17/2006	at Minnesota	24	113	0
Dillon, Corey	9/26/1999	Cincinnati	20	113	0
Turner, Michael	12/12/2010	Atlanta	28	112	3
Smith, Kevin	11/16/2008	Detroit	24	112	0
Barber, Tiki	12/10/2006	New York Giants	20	112	0
Williams, Carnell	12/11/2005	Tampa Bay	29	112	2
Smith, Emmitt	10/11/1998	at Dallas	21	112	1
Moore, Jerald	12/20/1997	St. Louis	27	112	0
Turner, Michael	11/15/2009	Atlanta	9	111	0
Thomas, Pierre	9/16/2012	New Orleans	9	110	0
Barber, Marion	12/22/2007	vs Dallas	22	110	1
Martin, Curtis	11/29/1998	at New York Jets	21	110	2
Foster, Arian	12/18/2011	at Houston	16	109	1
Anderson, Jamal	11/3/1996	at Atlanta	22	109	1
Anderson, Jamal	9/1/1996	Atlanta	14	108	0
Turner, Michael	9/20/2009	at Atlanta	28	105	1
Salaam, Rashan	10/8/1995	at Chicago	28	105	0
Betts, Ladell	11/26/2006	at Washington	24	104	0
Davis, Terrell	11/9/1997	at Denver	21	104	0
Turner, Michael	9/30/2012	at Atlanta	13	103	0
Smith, Robert	11/19/2000	at Minnesota	23	103	1
Gore, Frank	10/24/2010	San Francisco	19	102	0
Williams, Ricky	12/2/2001	at New Orleans	27	102	0
Stewart, Kordell	12/22/1996	Pittsburgh	7	102	1
Smith, Robert	10/6/1996	at Minnesota	27	102	0
Johnson, Rudi	10/22/2006	at Cincinnati	26	101	0
McAlister, Deuce	10/26/2003	at New Orleans	26	101	0
Henry, Travis	12/9/2001	at Buffalo	27	101	1
White, LenDale	11/4/2007	at Tennessee	31	100	1
Addai, Joseph	10/28/2007	Indianapolis	23	100	2
Duckett, T.J.	9/28/2003	Atlanta	14	100	0

† POSTSEASON

OPPONENTS' 300-YARD PASSING GAMES

Player	Date	Opponent	Att	Cmp	Yds	TD	Int
Green, Trent	11/5/2000	at St. Louis	42	29	431	2	0
Brees, Drew	12/30/2012	at New Orleans	43	29	396	4	1
McCown, Josh	10/9/2005	at Arizona	46	29	394	2	3
Young, Steve	12/8/1996	at San Francisco	41	27	393	3	2
Brees, Drew	1/1/2012	at New Orleans	35	28	389	5	1
Favre, Brett	9/27/1998	Green Bay	45	27	388	5	3
Brees, Drew	12/28/2008	at New Orleans	49	30	386	4	1
Warner, Kurt	10/26/2008	Arizona	49	35	381	2	1
Ryan, Matt	9/30/2012	at Atlanta	40	25	369	3	1
Harrington, Joey	9/23/2007	at Atlanta	44	31	361	2	0
Brees, Drew	10/9/2011	New Orleans	45	32	359	2	1
Culpepper, Daunte	11/19/2000	at Minnesota	29	22	357	3	0
Brady, Tom†	2/1/2004	at New England	48	32	354	3	1
Warner, Kurt	12/5/1999	St. Louis	31	22	351	3	2
Brees, Drew	10/1/2006	New Orleans	38	28	349	1	0
Griese, Brian	11/28/2004	Tampa Bay	39	27	347	2	1
Banks, Tony	10/21/2001	at Washington	30	17	346	1	1
King, Shaun	11/21/2004	Arizona	52	28	343	1	3
Ryan, Matt	12/9/2012	Atlanta	49	34	342	2	1

ADMINISTRATION
& COACHES

VETERANS

ROOKIES

2012 IN REVIEW

RECORDS

TEAM HISTORY

REFERENCE

SINGLE-GAME BESTS

OPPONENTS' 300-YARD PASSING GAMES continued

Player	Date	Opponent	Att	Cmp	Yds	TD	Int
Detmer, Ty	10/27/1996	at Philadelphia	38	23	342	1	1
Johnson, Brad	9/14/2003	at Tampa Bay	61	34	339	1	1
Johnson, Brad	10/3/1999	at Washington	33	20	337	4	0
Young, Steve	12/10/1995	San Francisco	45	31	336	2	1
Stafford, Matthew	11/20/2011	at Detroit	36	28	335	5	2
Bulger, Marc†	1/10/2004	St. Louis	46	27	332	0	3
Brees, Drew	11/8/2009	at New Orleans	35	24	330	1	1
Brooks, Aaron	12/2/2001	at New Orleans	40	26	330	3	1
Grbac, Elvis	11/5/1995	at San Francisco	37	26	327	0	2
Brees, Drew	9/16/2012	New Orleans	49	31	325	1	2
Toliver, Billy Joe	11/1/1998	New Orleans	48	24	325	2	2
Freeman, Josh	12/6/2009	Tampa Bay	44	23	321	0	5
Garcia, Jeff	12/8/2008	Tampa Bay	38	24	321	2	0
Griese, Brian	12/26/2004	at Tampa Bay	41	30	321	3	2
Ryan, Matt	12/11/2011	Atlanta	38	22	320	4	0
Roethlisberger, Ben	12/23/2010	at Pittsburgh	32	22	320	1	0
Grbac, Elvis	12/10/2000	at Kansas City	44	31	315	1	2
Chandler, Chris	11/28/1999	Atlanta	42	24	315	4	0
Garcia, Jeff	12/4/2006	at Philadelphia	39	21	312	3	0
George, Jeff	12/17/1995	Atlanta	53	29	310	2	2
Kolb, Kevin	9/11/2011	at Arizona	27	18	309	2	0
Rodgers, Aaron	9/18/2011	Green Bay	30	19	308	2	0
Favre, Brett	9/30/2001	Green Bay	39	25	308	3	2
Garcia, Jeff	10/22/2000	San Francisco	39	25	307	2	1
Garcia, Jeff	11/18/2001	San Francisco	54	34	305	3	2
George, Jeff	11/2/1997	Oakland	38	24	304	2	1
Favre, Brett	10/3/2005	Green Bay	47	28	303	4	1
Garcia, Jeff	12/18/1999	San Francisco	46	29	303	2	1
Favre, Brett	12/12/1999	at Green Bay	38	26	302	2	1
Manning, Peyton	11/11/2012	Denver	38	27	301	1	0
Flacco, Joe	11/21/2010	Baltimore	33	24	301	1	0

† POSTSEASON

ADMINISTRATION
& COACHES

VETERANS

ROOKIES

2012 IN REVIEW

RECORDS

TEAM HISTORY

REFERENCE

CAREER LEADERS

ADMINISTRATION & COACHES

RECEIVING YARDS

	Years	Rec	Yds	Avg	Long	TDs	100-yd. gms.
Smith, Steve	2001-2012	772	11,452	14.8	80t	63	43
Muhammad, Muhsin	1996-04; 2008-09	696	9,255	13.3	72t	50	27
Walls, Wesley	1996-2002	324	3,902	12.0	54	44	3
Carrier, Mark	1995-1998	176	2,547	14.5	66t	13	5
Hayes, Donald	1998-2001	132	1,855	14.1	56t	7	2
LaFell, Brandon	2010-2012	118	1,758	14.9	91t	8	1
Ismail, Raghib	1996-1998	117	1,657	14.2	62	10	5
Green, Willie	1995-1996	93	1,496	16.1	89t	9	5
Colbert, Keary	2004-2007	109	1,424	13.1	63	7	2
Mangum, Kris	1997-2006	151	1,424	9.4	35	9	0
Olsen, Greg	2011-2012	114	1,383	12.1	47t	10	1
Proehl, Ricky	2003-2005	86	1,327	15.4	69	8	2
Williams, DeAngelo	2006-2012	147	1,244	8.5	53t	6	1
Jeffers, Patrick	1999-2001	77	1,209	15.7	88t	12	5
Hoover, Brad	2000-2009	145	1,046	7.2	34	6	0
Foster, DeShaun	2002-2007	126	996	7.9	47	4	0
Carter, Drew	2004-2007	71	977	13.8	49	8	2
King, Jeff	2006-2010	112	923	8.2	31	9	0
Byrd, Isaac	2000-2002	73	897	12.3	42	4	0
Rosario, Dante	2007-2010	82	894	10.9	54	5	0
Goings, Nick	2001-2008	110	880	8.0	37	3	0
Stewart, Jonathan	2008-2012	98	859	8.8	55t	4	1
Johnson, Anthony	1995-1999	103	816	7.9	55	2	0
Johnson, Keyshawn	2006	70	815	11.6	40	4	1
Carruth, Rae	1997-1999	62	804	13.0	52	4	2
Biakabutuka, Tshimanga	1996-2001	77	789	10.2	47	3	0
Gettis, David	2010-2012	37	508	13.7	88	3	1
Naanee, Legedu	2011	44	467	10.6	28	1	0
Shockey, Jeremy	2011	37	455	12.3	29	4	0
Guliford, Eric	1995	29	444	15.3	49	1	0
Jarrett, Dwayne	2007-2010	35	428	12.2	30t	1	0
Floyd, William	1998-2000	62	416	6.7	25	2	0
Murphy, Louis	2012	25	336	13.4	55	1	0
Gaines, Michael	2004-2006	31	335	10.8	38	2	0
Goodson, Mike	2009-2011	43	329	7.7	32	0	0
Barnidge, Gary	2008-2012	18	320	17.8	55	1	0
Griffith, Howard	1995-1996	38	286	7.5	21	2	0
Greene, Scott	1996-1997	42	284	6.8	25	2	0
Lane, Fred	1997-1999	43	275	6.4	23	0	0
Tolbert, Mike	2012	27	268	9.9	26	0	0
Hankton, Karl	2000-2006	20	267	13.4	31	0	0
Christian, Bob	1995-1996	29	255	8.8	23	1	0
Hetherington, Chris	1999-2001	37	240	6.5	19	1	0
Davis, Stephen	2003-2005	21	236	11.2	25	0	0
Oliver, Winslow	1996-1998	21	191	9.1	29	0	0
Hackett, DJ	2008	13	181	13.9	37	0	0
Metzelaars, Pete	1995	20	171	8.6	27	3	0
Smith, Lamar	2002	20	167	8.4	58	0	0
Broughton, Luther	1997-1998; 2001	8	164	20.5	68t	1	0
Seidman, Mike	2003-2006	18	158	8.8	27	2	0
Beebe, Don	1995	14	152	10.9	24	1	0
Metcalf, Eric	1999	11	133	12.1	33	0	0
Sutton, Tyrell	2009-2010	18	132	7.3	14	0	0
Mills, Ernie	1997	11	127	11.5	37	1	0
Wiggins, Jermaine	2002-2003	16	125	7.8	23	2	0
Edwards, Armani	2010-2012	5	121	24.2	82	0	0
Clowney, David	2010	6	102	17.0	31	0	0
Huntley, Richard	2001	21	101	4.8	23	1	0
Brown, Dee	2002	17	86	5.1	15	1	0
Gardner, Rod	2005	9	84	9.3	15	1	0
Workman, Vince	1995	13	74	5.7	14	0	0
Moore, Kenny	2008-2009	6	59	9.8	22	0	0
Crawford, Casey	2000-2001	5	57	11.4	16	1	0
Kinchen, Brian	1999-2000	6	52	8.7	26t	2	0
Rasby, Walter	1995-1997	6	48	8.0	15	0	0
Uwaezuoke, Iheanyi	2000	4	46	11.5	21	0	0
Pilares, Kealoha	2011-2012	2	42	21.0	36t	1	0
Bates, Michael	1996-2000	6	40	6.7	23	0	0
Fauria, Christian	2007	5	39	7.8	16	2	0
Biddle, Taye	2006	3	37	12.3	22	0	0
Robinson, Ryne	2007-2008	4	35	8.8	12	0	0

VETERANS

ROOKIES

2012 IN REVIEW

RECORDS

TEAM HISTORY

REFERENCE

CAREER LEADERS

RECEIVING continued

	Years	Rec	Yds	Avg	Long	TDs	100-yd. gms.
Fiammetta, Tony	2009-2010	5	34	6.8	11	0	0
Newton, Cam	2011-2012	1	33	33.0	27	0	0
Campbell, Matt	1995-2000	3	32	10.7	12	0	0
Jones, Mark	2008	2	32	16.0	19	0	0
Hartsock, Ben	2011-2012	2	30	15.0	25	0	0
Felton, Jerome	2011	2	24	12.0	17	0	0
Thomas, Blair	1995	3	24	8.0	14	0	0
Tillman, Lawyer	1995	2	22	11.0	12	0	0
Stone, Dwight	1995-1998	2	18	9.0	11	0	0
Smart, Rod	2002-2005	4	16	4.0	5	0	0
Dyson, Kevin	2003	2	15	7.5	9	0	0
Haynes, Alex	2007	3	14	4.7	6	0	0
Brockel, Richie	2011-2012	3	13	4.3	5	0	0
Moore, Derrick	1995	4	12	3.0	5	0	0
Adams, Joe	2012	1	7	7.0	7	0	0
Martin, Charly	2009-2010	1	6	6.0	6	0	0
Shelton, Eric	2006	1	6	6.0	6	0	0
Ajirotutu, Seyi	2011	1	4	4.0	4	0	0
Craig, Dameyune	1999-2001	2	4	2.0	4	0	0
Dennis, Mark	1995-1996	1	3	3.0	3	0	0
Gross, Jordan	2003-12	0	1	0.0	1	0	0
Collins, Kerry	1995-1998	1	-11	-11.0	-11	0	0
TOTAL		5,193	61,841	11.9	91t	353	109

RUSHING YARDS

	Years	Rsh	Yds	Avg	Long	TDs	100-yd. gms.
Williams, DeAngelo	2006-2012	1,169	5,784	4.9	77	43	17
Stewart, Jonathan	2008-2012	818	3,836	4.7	67t	27	9
Foster, DeShaun	2002-2007	851	3,336	3.9	71	10	7
Biakabutuka, Tshimanga	1996-2001	611	2,530	4.1	67t	14	7
Davis, Stephen	2003-2005	522	2,085	4.0	40	20	7
Lane, Fred	1997-1999	502	2,001	4.0	50	13	6
Johnson, Anthony	1995-1999	482	1,795	3.7	29	7	6
Goings, Nick	2001-2008	400	1,470	3.7	57t	6	5
Newton, Cam	2011-2012	253	1,447	5.7	72t	22	1
Hoover, Brad	2000-2009	284	961	3.4	35	3	1
Moore, Derrick	1995	195	740	3.8	53t	4	2
Smith, Lamar	2002	209	737	3.5	59	7	1
Huntley, Richard	2001	165	665	4.0	25	2	1
Goodson, Mike	2009-2011	125	501	4.0	45	3	2
Smith, Steve	2001-2012	57	387	6.8	39	2	0
Brown, Dee	2002	102	360	3.5	24	4	1
Beuerlein, Steve	1996-2000	109	305	2.8	20	3	0
Delhomme, Jake	2003-2009	152	260	1.7	13	5	0
Collins, Kerry	1995-1998	107	217	2.0	21	4	0
Griffith, Howard	1995-1996	77	204	2.6	15	2	0
Oliver, Winslow	1996-1998	48	183	3.8	16	0	0
Tolbert, Mike	2012	54	183	3.4	13	7	0
Floyd, William	1998-2000	79	182	2.3	16	7	0
Christian, Bob	1995-1996	41	158	3.9	17	0	0
Greene, Scott	1996-1997	45	157	3.5	10t	1	0
Ismail, Raghib	1996-1998	15	154	10.3	36	1	0
Weinke, Chris	2001-2006	54	148	2.7	23	6	0
Sutton, Tyrell	2009-2010	25	139	5.6	32	0	0
Workman, Vince	1995	35	139	4.0	14	1	0
Fasani, Randy	2002	18	95	5.3	19	0	0
LaFell, Brandon	2010-2012	4	95	23.8	60	0	0
Thomas, Blair	1995	22	90	4.1	13	0	0
Hetherington, Chris	1999-2001	30	84	2.8	14	2	0
Muhammad, Muhsin	1996-2004	11	64	5.8	20	0	0
Baldwin, Randy	1995	23	61	2.7	9	0	0
Smart, Rod	2002-2005	27	61	2.3	6	0	0
Carr, David	2007	17	59	3.5	15	0	0
Clausen, Jimmy	2010-2012	23	57	2.5	11	0	0
Harris, Joey	2004	15	53	3.5	19	0	0
Robertson, Jamal	2004-2005	14	41	2.9	11	1	0
Philyaw, Dino	1996	12	38	3.2	8	1	0
Lewis, Jeff	1999-2000	12	37	3.1	19	0	0
Vaughan, Josh	2010-2011	10	31	3.1	9	1	0
Carruth, Rae	1996-1999	7	27	3.9	6	0	0
Moore, Matt	2007-2010	20	27	1.4	8	0	0
Bates, Michael	1996-2000	8	25	3.1	12	0	0

ADMINISTRATION
& COACHES

VETERANS

ROOKIES

2012 IN REVIEW

RECORDS

TEAM HISTORY

REFERENCE

CAREER LEADERS

ADMINISTRATION
& COACHES

VETERANS

ROOKIES

2012 IN REVIEW

RECORDS

TEAM HISTORY

REFERENCE

RUSHING continued

	Years	Rsh	Yds	Avg	Long	TDs	100-yd. gms.
Craig, Dameyune	1999-2001	5	24	4.8	13	0	0
Shelton, Eric	2005-2006	8	23	2.9	9	0	0
Fiammetta, Tony	2009-2010	7	22	3.1	11	0	0
Testaverde, Vinny	2007	9	22	2.4	16	0	0
Metcalf, Eric	1999	2	20	10.0	17	0	0
Montgomery, Joe	2002	7	20	2.9	5	0	0
Carter, Drew	2004-2007	2	18	9.0	11	0	0
Bennett, Brandon	2004	6	17	2.8	11	1	0
Pilares, Kealoha	2011-2012	1	17	17.0	5	0	0
Jeffers, Patrick	1999-2001	2	16	8.0	23	0	0
Adams, Joe	2012	3	13	4.3	5	0	0
Peete, Rodney	2002-2004	23	13	0.6	10	0	0
Brockel, Richie	2011	3	12	4.0	7t	1	0
Edwards, Armani	2010-2012	2	12	6.0	7	0	0
Hoard, Leroy	1996	5	11	2.2	5	0	0
Jarrett, Dwayne	2007-2010	1	11	11.0	11	0	0
Felton, Jerome	2011	3	10	3.3	4	0	0
Stone, Dwight	1995-1998	2	9	4.5	6	0	0
Lytle, Matt	2001	2	8	4.0	4	0	0
Colbert, Kerry	2004-2007	1	6	6.0	6	0	0
Senn, Jordan	2010-2012	1	5	5.0	5	0	0
Johnson, Keyshawn	2006	1	4	4.0	4	1	0
Haynes, Alex	2007	3	3	1.0	3	0	0
Murphy, Louis	2012	1	3	3.0	3	0	0
Reich, Frank	1995	1	3	3.0	3	0	0
Basanez, Brett	2006	1	2	2.0	2	0	0
Gettis, David	2010-2012	3	2	0.7	19	0	0
Guliford, Eric	1995	2	2	1.0	1	0	0
Green, Willie	1995-1996	1	1	1.0	1	0	0
Proehl, Ricky	2003-2005	2	1	0.5	9	0	0
Baker, Jason	2005-2011	1	0	0.0	0	0	0
Sauerbrun, Todd	2001-2004	1	0	0.0	0	0	0
Smith, Armond	2012	3	0	0.0	3	0	0
Anderson, Derek	2011-2012	2	-2	-1.0	-1	0	0
Bono, Steve	1999	2	-2	-1.0	-1	0	0
Byrd, Isaac	2000-2002	2	-2	-1.0	-2	0	0
Rosario, Dante	2007-2010	1	-2	-2.0	-2	0	0
McCown, Josh	2008	4	-3	-0.8	0	0	0
Carrier, Mark	1995-1998	3	-4	-1.3	4	0	0
Hankton, Karl	2000-2006	2	-4	-2.0	2	0	0
Nakamura, Haruki	2012	1	-4	-4.0	-4	0	0
Walter, Ken	1997-2000	5	-5	-1.0	-5	0	0
TOTAL		7,996	32,311	4.0	77	232	73

PASSING YARDS

	Years	Att	Cmp	Pct	Yds	TD	INT	Sk/Yds	Rtg	300yds
Delhomme, Jake	2003-2009	2,669	1,580	59.2%	19,258	120	89	154/1,158	82.6	11
Beuerlein, Steve	1996-2000	1,723	1,041	60.4%	12,690	86	50	191/1,109	87.7	8
Collins, Kerry	1995-1998	1,340	694	51.8%	8,306	47	54	79/515	66.0	5
Newton, Cam	2011-2012	1,002	590	58.9%	7,920	40	29	71/504	85.3	6
Weinke, Chris	2001-2006	687	373	54.3%	3,800	14	26	42/267	61.4	2
Peete, Rodney	2002-2004	392	228	58.2%	2,652	15	14	34/212	76.6	3
Moore, Matt	2007-2010	392	227	57.9%	2,640	16	17	28/208	73.9	1
Clausen, Jimmy	2010-2012	299	157	52.5%	1,558	3	9	33/223	58.4	0
Testaverde, Vinny	2007	172	94	54.7%	952	5	6	9/46	65.8	0
Carr, David	2007	136	73	53.7%	635	3	5	13/74	58.3	0
Reich, Frank	1995	84	37	44.0%	441	2	2	12/100	58.7	1
St. Pierre, Brian	2010	28	13	46.4%	173	1	2	3/23	48.7	0
Fasani, Randy	2002	44	15	34.1%	171	0	4	7/60	8.8	0
Lytle, Matt	2001	30	17	56.7%	133	1	3	3/24	39.3	0
Lewis, Jeff	1999-2000	35	18	51.4%	131	0	1	8/57	48.6	0
Trudeau, Jack	1995	17	11	64.7%	100	0	3	2/8	40.9	0
Anderson, Derek	2011-2012	4	4	100.0%	58	0	0	0/0	118.8	0
Basanez, Brett	2006-2008	11	6	54.5%	56	0	1	0/0	30.9	0
Pike, Tony	2010	12	6	50.0%	47	0	0	1/10	60.1	0
Guliford, Eric	1995	2	1	50.0%	46	0	1	0/0	56.3	0
Craig, Dameyune	2001	8	4	50.0%	34	0	0	2/15	61.5	0
Naanee, Legedu	2011	1	1	100.0%	27	0	0	0/0	118.8	0
Edwards, Armani	2010-2011	3	2	66.7%	11	0	0	0/0	72.9	0
McCown, Josh	2008-2009	6	1	16.7%	2	0	0	1/6	39.6	0
Bono, Steve	1999	1	0	0.0%	0	0	0	0/0	39.6	0
Brown, Dee	2001-2002	1	0	0.0%	0	0	1	0/0	0.0	0
Floyd, William	1998-2000	1	0	0.0%	0	0	1	0/0	0.0	0

CAREER LEADERS

PASSING YARDS continued

	Years	Att	Cmp	Pct	Yds	TD	INT	Sk/Yds	Rtg	300yd
Foster, DeShaun	2002-2005	1	0	0.0%	0	0	0	0/0	39.6	0
Huntley, Richard	2001	1	0	0.0%	0	0	0	1/0	39.6	0
Johnson, Keyshawn	2006	1	0	0.0%	0	0	1	0/0	0.0	0
LaFell, Brandon	2010-2011	1	0	0.0%	0	0	0	0/0	39.6	0
Proehl, Ricky	2003-2004	1	0	0.0%	0	0	0	0/0	39.6	0
Sauerbrun, Todd	2001-2004	1	0	0.0%	0	0	0	0/0	39.6	0
Smith, Steve	2001-2004	1	0	0.0%	0	0	0	0/0	39.6	0
Walter, Ken	1997-2000	2	0	0.0%	0	0	0	0/0	39.6	0
Workman, Vince	1995	1	0	0.0%	0	0	0	0/0	39.6	0
TOTAL		9,110	5,193	57.0%	61,841	353	319	694/4,619	76.2	37

SCORING

	Years	TD	TDr	Tdp	TDrt	FG	PAT	2pt.	S	Pts
Kasay, John	1995-2010	0	0	0	0	351	429	0	0	1482
Smith, Steve	2001-12	71	2	63	6	0	0	2	0	430
Muhammad, Muhsin	1996-04; 2008-09	50	0	50	0	0	0	2	0	304
Williams, DeAngelo	2006-2012	49	43	6	0	0	0	2	0	298
Walls, Wesley	1996-2002	44	0	44	0	0	0	0	0	264
Stewart, Jonathan	2008-2012	31	27	4	0	0	0	0	0	186
Newton, Cam	2011-2012	22	22	0	0	0	0	0	0	132
Davis, Stephen	2003-2005	20	20	0	0	0	0	0	0	120
Mare, Olindo	2011	0	0	0	0	22	44	0	0	110
Biakabutuka, Tshimanga	1996-2001	17	14	3	0	0	0	0	0	102
Nedney, Joe	2000	0	0	0	0	26	20	0	0	98
Foster, DeShaun	2002-2007	14	10	4	0	0	0	0	0	84
Carrier, Mark	1995-1998	13	0	13	0	0	0	0	0	78
Lane, Fred	1997-1999	13	13	0	0	0	0	0	0	78
Jeffers, Patrick	1999-2001	12	0	12	0	0	0	0	0	72
Ismail, Raghib	1996-1998	11	1	10	0	0	0	0	0	66
Olsen, Greg	2011-2012	10	0	10	0	0	0	1	0	62
Graham, Shayne	2002	0	0	0	0	13	21	0	0	60
Goings, Nick	2001-2008	9	6	3	0	0	0	1	0	56
Johnson, Anthony	1995-1999	9	7	2	0	0	0	1	0	56
Floyd, William	1998-2000	9	7	2	0	0	0	0	0	54
Green, Willie	1995-1996	9	0	9	0	0	0	0	0	54
Hoover, Brad	2000-2009	9	3	6	0	0	0	0	0	54
King, Jeff	2006-2010	9	0	9	0	0	0	0	0	54
Mangum, Kris	1997-2006	9	0	9	0	0	0	0	0	54
Carter, Drew	2004-2007	8	0	8	0	0	0	0	0	48
LaFell, Brandon	2010-2012	8	0	8	0	0	0	0	0	48
Proehl, Ricky	2003-2005	8	0	8	0	0	0	0	0	48
Gano, Graham	2012	0	0	0	0	9	20	0	0	47
Cunningham, Richie	1999-2000	0	0	0	0	8	22	0	0	46
Colbert, Keary	2004-2007	7	0	7	0	0	0	1	0	44
Medlock, Justin	2012	0	0	0	0	7	23	0	0	44
Hayes, Donald	1998-2001	7	0	7	0	0	0	0	0	42
Smith, Lamar	2002	7	7	0	0	0	0	0	0	42
Tolbert, Mike	2012	7	7	0	0	0	0	0	0	42
Weinke, Chris	2001-2006	6	6	0	0	0	0	0	0	36
Bates, Michael	1996-2000	5	0	0	5	0	0	0	0	30
Brown, Dee	2002	5	4	1	0	0	0	0	0	30
Delhomme, Jake	2003-2009	5	5	0	0	0	0	0	0	30
Johnson, Keyshawn	2006	5	1	4	0	0	0	0	0	30
Rosario, Dante	2007-2010	5	0	5	0	0	0	0	0	30
Collins, Kerry	1995-1998	4	4	0	0	0	0	2	0	28
Byrd, Isaac	2000-2002	4	0	4	0	0	0	0	0	24
Carruth, Rae	1997-1999	4	0	4	0	0	0	0	0	24
Griffith, Howard	1995-1996	4	2	2	0	0	0	0	0	24
Minter, Mike	1997-2006	4	0	0	4	0	0	0	0	24
Moore, Derrick	1995	4	4	0	0	0	0	0	0	24
Shockey, Jeremy	2011	4	0	4	0	0	0	0	0	24
Beuerlein, Steve	1996-2000	3	3	0	0	0	0	1	0	20
Gamble, Chris	2004-2012	3	0	0	3	0	0	0	0	18
Gettis, David	2010	3	0	3	0	0	0	0	0	18
Goodson, Mike	2009-2011	3	3	0	0	0	0	0	0	18
Greene, Scott	1996-1997	3	1	2	0	0	0	0	0	18
Hetherington, Chris	1999-2001	3	2	1	0	0	0	0	0	18
Huntley, Richard	2001	3	2	1	0	0	0	0	0	18
Metzelaars, Pete	1995	3	0	3	0	0	0	0	0	18
Munnerlyn, Captain	2009-2012	3	0	0	3	0	0	0	0	18
Peppers, Julius	2002-2009	3	0	0	3	0	0	0	0	18
Seidman, Mike	2003-2006	2	0	2	0	0	0	1	0	14

ADMINISTRATION
& COACHES

VETERANS

ROOKIES

2012 IN REVIEW

RECORDS

TEAM HISTORY

REFERENCE

CAREER LEADERS

ADMINISTRATION
& COACHES

VETERANS

ROOKIES

2012 IN REVIEW

RECORDS

TEAM HISTORY

REFERENCE

SCORING continued

	Years	TD	TDr	TDp	TDrt	FG	PAT	2pt.	S	Pts
Crawford, Casey	2000-2001	2	0	1	1	0	0	0	0	12
Davis, Eric	1996-2000	2	0	0	2	0	0	0	0	12
Evans, Doug	1998-2001	2	0	0	2	0	0	0	0	12
Fauria, Christian	2007	2	0	2	0	0	0	0	0	12
Gaines, Michael	2004-2006	2	2	0	0	0	0	0	0	12
Guliford, Eric	1995	2	0	1	1	0	0	0	0	12
Kinchen, Brian	1999-2000	2	0	2	0	0	0	0	0	12
Manning, Jr., Ricky	2003-2005	2	0	0	2	0	0	0	0	12
Marshall, Richard	2006-2010	2	0	0	2	0	0	0	0	12
Mills, Sam	1995-1997	2	0	0	2	0	0	0	0	12
Murphy, Louis	2012	2	0	1	1	0	0	0	0	12
Pilares, Kealoha	2011-2012	2	0	1	1	0	0	0	0	12
Wiggins, Jermaine	2002	2	0	2	0	0	0	0	0	12
Chandler, Jeff	2004	0	0	0	0	0	8	0	0	8
Christian, Bob	1995-1996	1	0	1	0	0	0	2	0	8
Stone, Dwight	1995-1998	1	0	0	1	0	0	0	1	8
Sauerbrun, Todd	2001-2004	0	0	0	0	1	4	0	0	7
Anderson, Rashard	2000-2001	1	0	0	1	0	0	0	0	6
Barnidge, Gary	2008-12	1	0	1	0	0	0	0	0	6
Beebe, Don	1995	1	0	1	0	0	0	0	0	6
Bennett, Brandon	2004	1	1	0	0	0	0	0	0	6
Brockel, Richie	2011	1	1	0	0	0	0	0	0	6
Broughton, Luther	1997-1998	1	0	1	0	0	0	0	0	6
Gardner, Rod	2005	1	0	1	0	0	0	0	0	6
Godfrey, Charles	2008-2012	1	0	0	1	0	0	0	0	6
Greene, Kevin	1996; 1998-1999	1	0	0	1	0	0	0	0	6
Hitchcock, Jimmy	2000-2001	1	0	0	1	0	0	0	0	6
Jarrett, Dwayne	2007-2010	1	0	1	0	0	0	0	0	6
King, Shawn	1996-1998	1	0	0	1	0	0	0	0	6
Kragen, Greg	1995-1997	1	0	0	1	0	0	0	0	6
Lucas, Ken	2005-2008	1	0	0	1	0	0	0	0	6
McKyer, Tim	1995	1	0	0	1	0	0	0	0	6
Mills, Ernie	1997	1	0	1	0	0	0	0	0	6
Moorehead, Kindal	2003-07	1	0	0	1	0	0	0	0	6
Naanee, Legedu	2011	1	0	1	0	0	0	0	0	6
Oliver, Winslow	1996-1998	1	0	0	1	0	0	0	0	6
Philyaw, Dino	1995-1996	1	1	0	0	0	0	0	0	6
Robertson, Jamal	2004-2005	1	1	0	0	0	0	0	0	6
Smart, Rod	2002-2005	1	0	0	1	0	0	0	0	6
Uwaezuoke, Iheanyi	2000	1	0	0	1	0	0	0	0	6
Vaughan, Josh	2010-2011	1	1	0	0	0	0	0	0	6
Wallace, Al	2002-2006	1	0	0	1	0	0	0	0	6
Wesley, Dante	2002-05; 2007-09	1	0	0	1	0	0	0	0	6
Witherspoon, Will	2002-2005	1	0	0	1	0	0	0	0	6
Workman, Vince	1995	1	1	0	0	0	0	0	0	6
Hardy, Greg	2010-2012	0	0	0	0	0	0	0	2	4
Hilbert, Jon	2002	0	0	0	0	0	3	0	0	3
Applewhite, Antwan	2011-2012	0	0	0	0	0	0	0	1	2
Davis, Thomas	2005-2012	0	0	0	0	0	0	0	1	2
Onatolu, Kenny	2012	0	0	0	0	0	0	0	1	2
Rasby, Walter	1995-1997	0	0	0	0	0	0	1	0	2
Rucker, Mike	1999-2007	0	0	0	0	0	0	0	1	2
Thomas, Hollis	2009	0	0	0	0	0	0	0	1	2
TOTALS		639	234	351	54	437	594	17	8	5787

INTERCEPTIONS

	Years	INTS	YDS	AVG	LONG	TDs
Gamble, Chris	2004-2012	27	326	12.1	61t	2
Davis, Eric	1996-2000	25	226	9.0	56t	2
Minter, Mike	1997-2006	17	421	24.8	62	4
Evans, Doug	1998-2001	14	162	11.6	49	1
Marshall, Richard	2006-2010	14	315	22.5	73	2
Lucas, Ken	2005-2008	13	158	12.2	43	0
Grant, Deon	2000-2003	11	137	12.5	43	0
Godfrey, Charles	2008-2012	11	179	16.3	38	1
Beason, Jon	2007-2012	9	107	11.9	44	0
Manning, Ricky	2003-2005	9	99	11.0	30	1
Cota, Chad	1995-1997	7	91	13.0	35	0
Martin, Sherrod	2009-2012	7	85	12.1	34	0
Maxie, Brett	1995-1996	7	94	13.4	49	0
Mills, Sam	1995-1997	7	86	12.3	36t	1
Witherspoon, Will	2002-2005	7	93	13.3	35	1
Hitchcock, Jimmy	2000-2001	6	181	30.2	88t	1
Peppers, Julius	2002-2009	6	177	29.5	97	2
Terrell, Pat	1995-1997	6	39	6.5	21	0
Harris, Chris	2007-2009	5	49	9.8	30	0

CAREER LEADERS

INTERCEPTIONS continued

	Years	INTS	YDS	AVG	LONG	TDS
Howard, Reggie	2001-2003	5	37	7.4	16	0
Morgan, Dan	2001-2007	5	56	11.2	22	0
Munnerlyn, Captain	2009-2012	5	144	28.8	74t	3
Poole, Tyrone	1995-1997	5	43	8.6	35	0
Brady, Jeff	1998	4	85	21.3	43	0
Branch, Colin	2003-2006	4	79	19.8	76	0
Davis, Thomas	2005-2012	4	24	6.0	24	0
Wallace, Al	2002-2006	4	96	24.0	53	0
Anderson, James	2006-2012	3	6	2.0	5	0
Cook, Toi	1996-1997	3	28	9.3	22	0
Cooper, Deke	2002; 2007	3	19	6.3	19	0
McCree, Marlon	2005	3	73	24.3	46	0
McKyer, Tim	1995	3	99	33.0	96t	1
Alexander, Brent	1998-1999	2	18	9.0	18	0
Buckner, Brentson	2001-2005	2	37	18.5	29	0
Cousin, Terry	2002	2	4	2.0	4	0
Fields, Mark	2002-2004	2	51	25.5	30	0
Gilbert, Sean	1998-2002	2	4	2.0	4	0
Greene, Kevin	1996, 1998-1999	2	18	9.0	18	0
Kuechly, Luke	2012	2	22	11.0	25	0
McDaniel, Emmanuel	2002	2	13	6.5	13	0
Nakamura, Haruki	2012	2	39	19.5	21	0
Wells, Dean	1999-2001	2	15	7.5	14	0
Williams, Shawn	2006	2	1	0.5	1	0
Allen, Brian	2002-2004	1	21	21.0	21	0
Anderson, Rashard	2000-2001	1	0	0.0	0	0
Barrow, Micheal	1997-1999	1	10	10.0	10	0
Brown, Everette	2009-2010	1	0	0.0	0	0
Burton, Shane	2002-2003	1	10	10.0	10	0
Diggs, Na'il	2006-2009	1	0	0.0	0	0
Hawkins, Artrell	2004	1	9	9.0	9	0
Johnson, Ed	2010	1	5	5.0	5	0
Kesler, Thomas	2011-2012	1	9	9.0	9	0
King, Shawn	1995-1998	1	1	1.0	1	0
Kragen, Greg	1995-1997	1	29	29.0	29	0
Lathon, Lamar	1995-1998	1	1	1.0	1	0
Lloyd, Greg	1998	1	3	3.0	3	0
Lofton, Steve	1995-1996, 1998-1999	1	42	42.0	42	0
Manuel, Marquand	2007	1	4	4.0	4	0
McDowell, Bubba	1995	1	33	33.0	33	0
McGill, Lenny	1998	1	6	6.0	6	0
Moorehead, Kindal	2003-2007	1	17	17.0	17	1
Morton, Christian	2006	1	8	8.0	8	0
Navies, Hannibal	2000-2002	1	0	0.0	0	0
Nelson, Jonathan	2011	1	20	20.0	20	0
Norman, Josh	2012	1	2	2.0	2	0
Pieri, Damon	1995-1997	1	0	0.0	0	0
Pugh, Jordan	2010-2011	1	-2	-2.0	-2	0
Richardson, Damien	1998-2004	1	27	27.0	27	0
Robinson, Eugene	2000	1	0	0.0	0	0
Rucker, Mike	1999-2007	1	0	0.0	0	0
Senn, Jordan	2009-2012	1	21	21.0	21	0
Smith, Rod	1995-1996, 1997-1998	1	43	43.0	43	0
Stanford, R.J.	2010-2011	1	53	53.0	53	0
Towns, Lester	2000-2003	1	0	0.0	0	0
Veland, Tony	1998	1	24	24.0	24	0
Williams, Jay	2000-2002	1	0	0.0	0	0
Woodall, Lee	2000	1	0	0.0	0	0
TOTAL		288	4,106	14.3	97	21

SPECIAL TEAMS

	Years	TOTAL			
Karl Hankton	2000-2006	94	Dwight Stone	1995-1998	44
Mike Minter	1997-2006	61	Vinny Ciurciu	2003-2006	42
Michael Bates	1996-2000; 2002	60	Jarrod Cooper	2001-2004	40
Damien Richardson	1998-2003	58	Gary Barnidge	2008-2012	39
Richard Marshall	2006-2010	56	Anthony Johnson	1995-1999	38
Brad Hoover	2000-2009	54	Chris Hetherington	1999-2001	35
Dante Wesley	2002-2005; 2007-2009	54	Adam Seward	2005-2008	29
Nick Goings	2001-2008	53	Kory Minor	1999-2002	27
Rod Smart	2002-2005	49	Rod Smith	1995-1998	27
Jordan Senn	2009-2012	47	Quinton Teal	2007-2009	26
Kemp Rasmussen	2002-2005	45	Lester Towns	2000-2003	26
Chad Cota	1995-1997	44	Donte' Curry	2007-2008	24
Andre Royal	1995-1997	44	Brandon Short	2004-2005	23
			Jason Williams	2010-2012	23
			James Anderson	2006-2012	22

ADMINISTRATION
& COACHES

VETERANS

ROOKIES

2012 IN REVIEW

RECORDS

TEAM HISTORY

REFERENCE

CAREER LEADERS

SPECIAL TEAMS continued

	Years	TOTAL				
ADMINISTRATION & COACHES	Ricky Manning, Jr.	2003-2005	22	Tony Veland	1998	6
	Dan Connor	2008-2011	21	C.J. Wilson	2007-2010	6
	Paul Butcher	1995	20	Duane Bickett	1996	5
	Thomas Davis	2005-2012	20	Juran Bolden	1998	5
	Damon Pieri	1995-1997	20	Richie Brockel	2011-2012	5
	Rashard Anderson	2000	19	Bob Christian	1995	5
	Colin Branch	2003-2006	19	Deke Cooper	2002; 2007	5
	Chris Gamble	2004-2012	19	Brett Faryniarz	1995	5
	Jason Kyle	2001-2008	19	Chris Harris	2007-2009	5
	Kris Mangum	1997-2006	18	Abdul Hodge	2010	5
VETERANS	Kevin McCadam	2006	18	Marquand Manuel	2007	5
	Marcus Hudson	2010	17	Jordan Pugh	2010-2011	5
	Brian Allen	2002-2004	16	Spencer Reid	1998	5
	Na'il Diggs	2006-2009	16	Mark Rodenhauser	1995-1997	5
	Sherrod Martin	2009-2011	16	Micah Ross	2004	5
	Eric Norwood	2010-2011	16	Antwan Applewhite	2011-2012	4
	Jason Phillips	2011-2012	16	Jon Beason	2007-2012	4
	Reggie Howard	2000-2003; 2006	15	Tony Fiammetta	2009-2010	4
	Kinnon Tatum	1997-1998	15	Howard Griffith	1995-1996	4
	Brent Alexander	1998-1999	14	Will Hampton	2003-2004	4
ROOKIES	Charles Godfrey	2008-2012	14	J.J. Jansen	2009-2012	4
	Tim Shaw	2007	14	Lenny McGill	1998	4
	Will Witherspoon	2002-2005	14	Christian Morton	2006	4
	Dante Rosario	2007-2010	13	Tarek Saleh	1997-1998	4
	Al Wallace	2002-2006	13	Rae Carruth	1997-1999	3
	Toi Cook	1996-1997	12	Curtis Deloatch	2007	3
	John Kasay	1995-2010	12	Doug Evans	1998-2001	3
	Captain Munnerlyn	2009-2012	12	Derwin Gray	1998	3
	Nate Salley	2006-2008	12	Jermaine Hardy	2005	3
	Jason Baker	2005-2011	11	Alex Haynes	2007	3
2012 IN REVIEW	Myron Baker	1996-1997	11	Nate Hemsley	2001	3
	Landon Johnson	2008-2009	11	Fred Lane	1997-1999	3
	Donta' Jones	1999	11	Josh Norman	2012	3
	Robert McClain	2010	11	Kenny Onatolu	2012	3
	Bubba McDowell	1995	11	Jeff Posey	2001	3
	Kealoha Pilares	2011-2012	11	Michael Reed	1995-1996	3
	Todd Sauerbrun	2001-2004	11	Armond Smith	2012	3
	Michael Swift	1998-1999	11	Derrick Strait	2006	3
	Pat Terrell	1995-1997	11	Hilee Taylor	2008-2010	3
	Dean Wells	1999-2001	11	Clifton Abraham	1997	2
RECORDS	Brian Kinchen	1999-2000	10	Mario Addison	2012	2
	Steve Lofton	1995-1996; 1998-1999	10	Carlton Bailey	1995-1997	2
	Haruki Nakamura	2012	10	Darius Butler	2011	2
	Hannibal Navies	1999-2002	10	Mike Caldwell	2003	2
	Ray Green	2000	9	Patrick Dendy	2007	2
	Deveron Harper	2000-2001	9	Mike Dulaney	1998	2
	Tyrone Poole	1995-1997	9	Omar Gaither	2011	2
	Mike Scurlock	1999	9	Mike Goodson	2009-2011	2
	Tyrell Sutton	2009-2010	9	Deon Grant	2001-2003	2
	Steve Tovar	1999	9	Jermale Hines	2011	2
TEAM HISTORY	Josh Vaughan	2010-2011	9	Deon Humphrey	2000	2
	Leonard Wheeler	1998-1999	9	Jerry Jensen	1998-1999	2
	Quinton Culbertson	2009	8	Rhys Lloyd	2007-2009; 2010	2
	Chris Draft	2005-2006	8	Sam Mills	1995-1997	2
	Scott Greene	1996-1997	8	Winslow Oliver	1996-1998	2
	Doug Hogue	2012	8	Ron Parker	2012	2
	Josh Thomas	2011-2012	8	Dino Philyaw	1995-1996	2
	Nic Harris	2010	7	Walter Rasby	1995-1997	2
	Brandon Jamison	2006-2007	7	Jamal Robertson	2004-2005	2
	Charly Martin	2009-2010	7	Mark Thomas	1995-1996	2
REFERENCE	Emmanuel McDaniel	1996; 2002	7	Nate Turner	1995	2
	Rod Mullen	1999	7	Ken Walter	1997-2000	2
	Sean Tufts	2004-2005	7	Jamar Williams	2010	2
	Brandon Benett	2004	6	Kion Wilson	2011	2
	Luther Broughton	1997-1998; 2001	6	Walter Young	2003	2
	Terry Cousin	2002-2003	6	Darvin Adams	2011	1
	Perrell Gaskins	1997	6	Gerald Alexander	2010	1
	Greg Hardy	2010-2012	6	Randy Baldwin	1995	1
	Brad Jackson	2002	6	Tommy Barnhardt	1995	1
	Eddie Jackson	2004	6	Micheal Barrow	1997-1999	1
Muhsin Muhammad	1996-2004; 2008-2009	6	Mackenzey Bernadeau	2008-2011	1	
Shawn Price	1995	6	Taye Biddle	2006	1	
Travares Tillman	2003-2004	6	Dee Brown	2002	1	

CAREER LEADERS

SPECIAL TEAMS continued

	Years	TOTAL
D.J. Campbell	2012	1
David Clowney	2010	1
Casey Cramer	2004-2005	1
Eric Davis	1996-2000	1
Rod Davis	2006	1
James Dockery	2012	1
Todd Fordham	2004-2006	1
Frank Garcia	1995-2000	1
Travis Hill	1995	1
Jimmy Hitchcock	2000-2001	1
Ernest Jones	1998-1999	1
Mark Jones	2008	1
Thomas Keiser	2011-2012	1
Jeff King	2006-2010	1
Olindo Mare	2011	1
Derrick Moore	1995	1
Anderson Russell	2012	1
Mike Seidman	2003-2006	1
George Selvie	2011	1
Eric Shelton	2005-2006	1
R.J. Stanford	2010-2011	1
Jermaine Wiggins	2002-2003	1
Garnell Wilds	2005	1
Gerald Williams	1995-1997	1
Thomas Williams	2011	1
Vince Workman	1995	1

ADMINISTRATION
& COACHES

VETERANS

ROOKIES

2012 IN REVIEW

RECORDS

TEAM HISTORY

REFERENCE

TEAM-BY-TEAM RESULTS

ADMINISTRATION
& COACHES

VETERANS

ROOKIES

2012 IN REVIEW

RECORDS

TEAM HISTORY

REFERENCE

ARIZONA CARDINALS (8-4)

11/19/95	ARIZONA (at Clemson)	W	27-7
12/30/01	ARIZONA	L	7-30
10/06/02	ARIZONA	L	13-16
12/14/03	at Arizona	W	20-17
11/21/04	ARIZONA	W	35-10
10/09/05	at Arizona	W	24-20
10/14/07	at Arizona	W	25-10
10/26/08	ARIZONA	W	27-23
01/10/09	ARIZONA (post-season)	L	13-33
11/01/09	at Arizona	W	34-21
12/19/10	ARIZONA	W	19-12
09/11/11	at Arizona	L	21-28

ATLANTA FALCONS (13-23)

09/03/95	at Atlanta	L	OT	20-23
12/17/95	ATLANTA (at Clemson)	W		21-17
09/01/96	ATLANTA	W		29-6
11/03/96	at Atlanta	L		17-20
09/07/97	at Atlanta	W		9-6
10/26/97	ATLANTA	W		21-12
09/06/98	ATLANTA	L		14-19
10/04/98	at Atlanta	L		23-51
10/31/99	at Atlanta	L		20-27
11/28/99	ATLANTA	W		34-28
09/17/00	ATLANTA	L		10-15
10/29/00	at Atlanta	L		12-13
09/23/01	at Atlanta	L		16-24
11/25/01	ATLANTA	L		7-10
10/20/02	at Atlanta	L		0-30
11/24/02	ATLANTA	L		0-41
09/28/03	ATLANTA	W		23-3
12/07/03	at Atlanta	L	OT	14-20
10/03/04	ATLANTA	L		10-27
12/18/04	at Atlanta	L	OT	31-34
12/04/05	ATLANTA	W		24-6
01/01/06	at Atlanta	W		44-11
09/10/06	ATLANTA	L		6-20
12/24/06	at Atlanta	W		10-3
09/23/07	at Atlanta	W		27-20
11/11/07	ATLANTA	L		13-20
09/28/08	ATLANTA	W		24-9
11/23/08	at Atlanta	L		28-45
09/20/09	at Atlanta	L		20-28
11/15/09	ATLANTA	W		28-19
12/12/10	ATLANTA	L		10-31
01/02/11	at Atlanta	L		10-31
10/16/11	at Atlanta	L		17-31
12/11/11	ATLANTA	L		23-31
09/30/12	at Atlanta	L		28-30
12/09/12	ATLANTA	W		30-20

BALTIMORE RAVENS (3-1)

12/15/96	BALTIMORE	W	27-16
09/08/02	BALTIMORE	W	10-7
10/15/06	at Baltimore	W	23-21
11/21/10	BALTIMORE	L	13-37

BUFFALO BILLS (1-4)

09/10/95	at Buffalo	L	9-31
10/25/98	BUFFALO	L	14-30
12/09/01	at Buffalo	L	24-25
11/27/05	at Buffalo	W	13-9
10/25/09	BUFFALO	L	9-20

CHICAGO BEARS (3-5)

10/08/95	at Chicago	L	27-31
12/22/02	CHICAGO	W	24-14
11/20/05	at Chicago	L	3-13
01/15/06	at Chicago (post-season)	W	29-21
09/14/08	CHICAGO	W	20-17
10/10/10	CHICAGO	L	6-23
10/02/11	at Chicago	L	29-34
10/28/12	at Chicago	L	22-23

CINCINNATI BENGALS (2-2)

09/26/99	CINCINNATI	W	27-3
12/08/02	CINCINNATI	W	52-31
10/22/06	at Cincinnati	L	14-17
09/26/10	CINCINNATI	L	7-20

CLEVELAND BROWNS (3-1)

11/21/99	at Cleveland	W	31-17
12/01/02	at Cleveland	W	13-6
10/08/06	CLEVELAND	W	20-12
11/28/10	at Cleveland	L	23-24

DALLAS COWBOYS (3-9)

01/05/97	DALLAS (post-season)	W	26-17
12/08/97	at Dallas (MNF)	W	23-13
10/11/98	at Dallas	L	20-27
10/01/00	DALLAS	L OT	13-16
10/13/02	at Dallas	L	13-14
11/23/03	at Dallas	L	20-24
01/03/04	DALLAS (post-season)	W	29-10
12/24/05	DALLAS	L	20-24
10/29/06	DALLAS	L	14-35
12/22/07	DALLAS	L	13-20
09/28/09	at Dallas	L	7-21
10/21/12	DALLAS	L	14-19

DENVER BRONCOS (1-3)

11/09/97	at Denver	L	0-34
10/10/04	at Denver	L	17-20
12/14/08	DENVER	W	30-10
11/11/12	DENVER	L	14-36

DETROIT LIONS (4-2)

10/24/99	DETROIT	L	9-24
09/15/02	DETROIT	W	31-7
12/21/03	DETROIT	W	20-14
10/16/05	at Detroit	W	21-20
11/16/08	DETROIT	W	31-22
11/20/11	at Detroit	L	35-49

GREEN BAY PACKERS (4-8)

01/12/97	at Green Bay (post-season)	L	13-30
12/14/97	GREEN BAY	L	10-31
09/27/98	GREEN BAY	L	30-37
12/12/99	at Green Bay	W	33-31
11/27/00	GREEN BAY	W	31-14
09/30/01	GREEN BAY	L	7-28
09/29/02	at Green Bay	L	14-17
09/13/04	GREEN BAY (MNF)	L	14-24
10/03/05	GREEN BAY (MNF)	W	32-29
11/18/07	at Green Bay	L	17-31
11/30/08	at Green Bay	W	35-31
09/18/11	GREEN BAY	L	23-30

HOUSTON TEXANS (1-2)

11/02/03	at Houston	L	10-14
09/16/07	HOUSTON	L	21-34
12/18/11	at Houston	W	28-13

INDIANAPOLIS COLTS (4-1)

12/03/95	INDIANAPOLIS (at Clemson)	W	13-10
12/27/98	at Indianapolis	W	27-19
10/12/03	at Indianapolis	W	OT 23-20
10/28/07	INDIANAPOLIS	L	7-31
11/27/11	at Indianapolis	W	27-19

JACKSONVILLE JAGUARS (2-3)

09/29/96	at Jacksonville	L	14-24
09/19/99	JACKSONVILLE	L	20-22
09/07/03	JACKSONVILLE	W	24-23
12/09/07	at Jacksonville	L	37-6
09/25/11	JACKSONVILLE	W	16-10

TEAM-BY-TEAM RESULTS

KANSAS CITY CHIEFS (2-3)

09/21/97	KANSAS CITY	L	14-35
12/10/00	at Kansas City	L	14-15
09/19/04	at Kansas City	W	28-17
10/05/08	KANSAS CITY	W	34-0
12/02/12	at Kansas City	L	21-27

MIAMI DOLPHINS (0-4)

11/15/98	MIAMI	L	9-13
11/04/01	at Miami	L	6-23
09/25/05	at Miami	L	24-27
11/19/09	MIAMI	L	17-24

MINNESOTA VIKINGS (4-6)

10/06/96	at Minnesota	L	12-14
10/12/97	at Minnesota	L	14-21
11/19/00	at Minnesota	L	17-31
09/09/01	at Minnesota	W	24-13
09/22/02	at Minnesota	W	21-14
10/30/05	MINNESOTA	W	38-13
09/17/06	at Minnesota	L OT	13-16
09/21/08	at Minnesota	L	10-20
12/20/09	MINNESOTA	W	26-7
10/30/11	MINNESOTA	L	21-24

NEW ENGLAND PATRIOTS (2-3)

10/29/95	at New England	W OT	20-17
01/06/02	NEW ENGLAND	L	6-38
02/01/04	at New England (post-season)	L	29-32
09/18/05	NEW ENGLAND	W	27-17
12/13/09	at New England	L	10-20

NEW ORLEANS SAINTS (19-17)

10/22/95	NEW ORLEANS	W	20-3
11/26/95	at New Orleans	L	26-34
09/08/96	at New Orleans	W	22-20
10/20/96	NEW ORLEANS	W	19-7
10/19/97	at New Orleans	W	13-0
11/30/97	NEW ORLEANS	L	13-16
09/13/98	at New Orleans	L	14-19
11/01/98	NEW ORLEANS	W	31-17
09/12/99	at New Orleans	L	10-19
01/02/00	NEW ORLEANS	W	45-13
10/15/00	at New Orleans	L	6-24
11/12/00	NEW ORLEANS	L	10-20
10/14/01	NEW ORLEANS	L	25-27
12/02/01	at New Orleans	L	23-27
11/10/02	NEW ORLEANS	L	24-34
12/29/02	at New Orleans	W	10-6
10/05/03	NEW ORLEANS	W	19-13
10/26/03	at New Orleans	W OT	23-20
12/05/04	at New Orleans	W	32-21
01/02/05	NEW ORLEANS	L	18-21
09/11/05	NEW ORLEANS	L	20-23
12/18/05	at New Orleans (at LSU)	W	27-10
10/01/06	NEW ORLEANS	W	21-18
12/31/06	at New Orleans	W	31-21
10/07/07	at New Orleans	W	16-13
11/25/07	NEW ORLEANS	L	6-31
10/19/08	NEW ORLEANS	W	30-7
12/28/08	at New Orleans	W	33-31
11/08/09	at New Orleans	L	20-30
01/03/10	NEW ORLEANS	W	23-10
10/03/10	at New Orleans	L	14-16
11/07/10	NEW ORLEANS	L	3-34
10/09/11	NEW ORLEANS	L	27-30
01/01/12	at New Orleans	L	17-45
09/16/12	NEW ORLEANS	W	35-27
12/30/12	at New Orleans	W	44-38

NEW YORK GIANTS (4-4)

11/10/96	NEW YORK GIANTS	W	27-17
12/28/03	at New York Giants	W	37-24
01/08/06	at New York Giants (post-season)	W	23-0
12/10/06	NEW YORK GIANTS	L	13-27
12/21/08	at New York Giants	L OT	28-34
12/27/09	at New York Giants	W	41-9
09/12/10	at New York Giants	L	18-31
09/20/12	NEW YORK GIANTS	L	7-36

NEW YORK JETS (2-3)

10/15/95	NEW YORK JETS	W	26-15
11/29/98	at New York Jets	L	21-48
10/28/01	NEW YORK JETS	L	12-13
11/13/05	NEW YORK JETS	W	30-3
11/29/09	at New York Jets	L	6-17

OAKLAND RAIDERS (3-2)

11/02/97	OAKLAND	W	38-14
12/24/00	at Oakland	L	9-52
11/07/04	OAKLAND	L	24-27
11/09/08	at Oakland	W	17-6
12/23/12	OAKLAND	W	17-6

PHILADELPHIA EAGLES (3-5)

10/27/96	at Philadelphia	L	9-20
11/07/99	PHILADELPHIA	W	33-7
11/30/03	PHILADELPHIA	L	16-25
01/18/04	at Philadelphia (post-season)	W	14-3
10/17/04	at Philadelphia	L	8-30
12/04/06	at Philadelphia	L	24-27
09/13/09	PHILADELPHIA	L	10-38
11/26/12	at Philadelphia (MNF)	W	30-22

PITTSBURGH STEELERS (1-4)

12/22/96	PITTSBURGH	W	18-14
12/26/99	at Pittsburgh	L	20-30
12/15/02	at Pittsburgh	L	14-30
12/17/06	PITTSBURGH	L	3-37
12/23/10	at Pittsburgh	L	3-27

ST. LOUIS RAMS (11-8)

09/17/95	ST. LOUIS (at Clemson)	L	10-31
11/12/95	at St. Louis	L	17-28
10/13/96	ST. LOUIS	W	45-13
11/17/96	at St. Louis	W	20-10
11/23/97	at St. Louis	W	16-10
12/20/97	ST. LOUIS	L	18-30
11/22/98	at St. Louis	W	24-20
12/20/98	ST. LOUIS	W	20-13
11/14/99	at St. Louis	L	10-35
12/05/99	ST. LOUIS	L	21-34
11/05/00	at St. Louis	W	27-24
12/03/00	ST. LOUIS	W	16-3
11/11/01	at St. Louis	L	14-48
12/23/01	ST. LOUIS	L	32-38
01/10/04	at St. Louis (post-season)	W	20T 29-23
12/12/04	ST. LOUIS	W	20-7
11/19/06	ST. LOUIS	W	15-0
09/09/07	at St. Louis	W	27-13
10/31/10	at St. Louis	L	10-20

SAN DIEGO CHARGERS (4-1)

09/14/97	at San Diego	W	26-7
12/17/00	SAN DIEGO	W	30-22
10/24/04	SAN DIEGO	L	6-17
09/07/08	at San Diego	W	26-24
12/16/12	at San Diego	W	31-7

ADMINISTRATION
& COACHES

VETERANS

ROOKIES

2011 IN REVIEW

RECORDS

TEAM HISTORY

REFERENCE

TEAM-BY-TEAM RESULTS

ADMINISTRATION
& COACHES

VETERANS

ROOKIES

2012 IN REVIEW

RECORDS

TEAM HISTORY

REFERENCE

SAN FRANCISCO 49ERS (10-7)

11/05/95 at San Francisco	W	13-7
12/10/95 SAN FRANCISCO	L	10-31
09/22/96 SAN FRANCISCO	W	23-7
12/08/96 at San Francisco	W	30-24
09/29/97 SAN FRANCISCO (MNF)	L	21-34
11/16/97 at San Francisco	L	19-27
11/08/98 at San Francisco	L	23-25
12/16/98 SAN FRANCISCO	L ... OT	28-31
10/17/99 at San Francisco	W	31-29
12/18/99 SAN FRANCISCO	W	41-24
09/10/00 at San Francisco	W	38-22
10/22/00 SAN FRANCISCO	W	34-16
10/07/01 at San Francisco	L	14-24
11/18/01 SAN FRANCISCO	L ... OT	22-25
11/14/04 at San Francisco	W	37-27
12/02/07 SAN FRANCISCO	W	31-14
10/24/10 SAN FRANCISCO	W	23-20

SEATTLE SEAHAWKS (2-4)

10/08/00 SEATTLE	W	26-3
10/31/04 at Seattle	L	17-23
01/22/06 at Seattle (post-season)	L	14-34
12/16/07 SEATTLE	W	13-10
12/05/10 at Seattle	L	14-31
10/07/12 SEATTLE	L	12-16

TAMPA BAY BUCCANEERS (14-11)

10/01/95 TAMPA BAY	L	13-20
12/01/96 TAMPA BAY	W	24-0
10/18/98 at Tampa Bay	L	13-16
10/27/02 TAMPA BAY	L	9-12
11/17/02 at Tampa Bay	L	10-23
09/14/03 at Tampa Bay	W ... OT	12-9
11/09/03 TAMPA BAY	W	27-24
11/28/04 TAMPA BAY	W	21-14
12/26/04 at Tampa Bay	W	37-20
11/06/05 at Tampa Bay	W	34-14
12/11/05 TAMPA BAY	L	10-20
09/24/06 at Tampa Bay	W	26-24
11/13/06 TAMPA BAY	W	24-10
09/30/07 TAMPA BAY	L	7-20
12/30/07 at Tampa Bay	W	31-23
10/12/08 at Tampa Bay	L	3-27
12/08/08 TAMPA BAY	W	38-23
10/18/09 at Tampa Bay	W	28-21
12/06/09 TAMPA BAY	W	16-6
09/19/10 at TAMPA BAY	L	7-20
11/14/10 at Tampa Bay	L	16-31
12/04/11 at Tampa Bay	W	38-19
12/24/11 TAMPA BAY	W	48-16
09/09/12 at Tampa Bay	L	10-16
11/18/12 TAMPA BAY	L ... OT	21-27

TENNESSEE TITANS (1-3)

11/24/96 at Houston	W	31-6
10/19/03 TENNESSEE	L	17-37
11/04/07 at Tennessee	L	7-20
11/13/11 TENNESSEE	L	3-30

WASHINGTON REDSKINS (4-7)

12/24/95 at Washington	L	17-20
08/31/97 WASHINGTON	L	10-24
12/13/98 WASHINGTON	L	25-28
10/03/99 at Washington	L	36-38
09/03/00 at Washington	L	17-20
10/21/01 at Washington	L ... OT	14-17
11/16/03 WASHINGTON	W	20-17
11/26/06 at Washington	L	13-17
10/11/09 WASHINGTON	W	20-17
10/23/11 WASHINGTON	W	33-20
11/04/12 at Washington	W	21-3

PLAYERS OF THE WEEK/MONTH

2012

PLAYER OF THE WEEK

QB	Cam Newton	Week 12 at Philadelphia	Offense
LB	Luke Kuechly	Week 14 vs Atlanta	Defense

ROOKIE OF THE MONTH

LB	Luke Kuechly	December	Defense
----	--------------	----------	---------

2011

PLAYER OF THE WEEK

WR	Kealoha Pilares	Week 11 at Detroit	Special Teams
QB	Cam Newton	Week 13 at Tampa Bay	Offense

ROOKIE OF THE MONTH

QB	Cam Newton	September	Offense
----	------------	-----------	---------

2009

PLAYER OF THE WEEK

P	Jason Baker	Week 5 vs Washington	Special Teams
DE	Julius Peppers	Week 8 at Arizona	Defense
RB	Jonathan Stewart	Week 15 vs Minnesota	Offense
LB	Jon Beason	Week 16 at New York Giants	Defense

2008

PLAYER OF THE WEEK

QB	Jake Delhomme	Week 4 vs Atlanta	Offense
RB	DeAngelo Williams	Week 14 vs Tampa Bay	Offense

PLAYER OF THE MONTH

LB	Jon Beason	October	Defense
DE	Julius Peppers	November	Defense
RB	DeAngelo Williams	December	Offense

2007

ROOKIE OF THE MONTH

QB	Matt Moore	December	Offense
----	------------	----------	---------

2006

PLAYER OF THE WEEK

K	John Kasay	Week 3 at Tampa Bay	Special Teams
DE	Julius Peppers	Week 10 vs Tampa Bay	Defense
DE	Mike Rucker	Week 11 vs St. Louis	Defense

PLAYER OF THE MONTH

DE	Julius Peppers	October	Defense
----	----------------	---------	---------

2005

PLAYER OF THE WEEK

DE	Mike Rucker	Week 9 at Tampa Bay	Defense
RB	DeShaun Foster	Week 13 vs Atlanta	Offense

PLAYER OF THE MONTH

WR	Steve Smith	October	Offense
----	-------------	---------	---------

2004

PLAYER OF THE WEEK

RB	Nick Goings	Week 11 vs Arizona	Offense
K	John Kasay	Week 13 at New Orleans	Special Teams
LB	Dan Morgan	Week 14 vs St. Louis	Defense

PLAYER OF THE MONTH

DE	Julius Peppers	November	Defense
----	----------------	----------	---------

PLAYERS OF THE WEEK/MONTH

2003

PLAYER OF THE WEEK

RB	Stephen Davis	Week 2 at Tampa Bay	Offense
RB	Stephen Davis	Week 5 vs New Orleans	Offense
RB	Stephen Davis	Week 8 at New Orleans	Offense
K	John Kasay	Week 15 at Arizona	Special Teams
CB	Ricky Manning, Jr.	Divisional Playoffs at St. Louis (NFL)	Defense
CB	Ricky Manning, Jr.	NFC Championship at Philadelphia (NFL)	Defense

PLAYER OF THE MONTH

K	John Kasay	October	Special Teams
DE	Mike Rucker	September	Defense

2002

PLAYER OF THE WEEK

S	Deon Grant	Week 3 at Minnesota	Defense
PR	Steve Smith	Week 14 vs Cincinnati	Special Teams
CB	Terry Cousin	Week 17 at New Orleans	Defense

PLAYER OF THE MONTH

DE	Mike Rucker	September	Defense
----	-------------	-----------	---------

ROOKIE OF THE MONTH

DE	Julius Peppers	October	Defense
----	----------------	---------	---------

2001

PLAYER OF THE WEEK

P	Todd Sauerbrun	Week 6 at Washington	Special Teams
---	----------------	----------------------	---------------

PLAYER OF THE MONTH

P	Todd Sauerbrun	December	Special Teams
---	----------------	----------	---------------

2000

PLAYER OF THE WEEK

K	Joe Nedney	Week 6 vs Seattle	Special Teams
K	Joe Nedney	Week 10 at St. Louis	Special Teams
CB	Jimmy Hitchcock	Week 14 vs St. Louis	Defense

1999

PLAYER OF THE WEEK

LB	Kevin Greene	Week 9 vs Philadelphia	Defense
QB	Steve Beuerlein	Week 14 at Green Bay	Offense

PLAYER OF THE MONTH

WR	Patrick Jeffers	December	Offense
----	-----------------	----------	---------

1998

PLAYER OF THE WEEK

KR	Michael Bates	Week 17 at Indianapolis	Special Teams
----	---------------	-------------------------	---------------

1997

PLAYER OF THE WEEK

K	John Kasay	Week 2 at Atlanta	Special Teams
P	Ken Walter	Week 3 at San Diego	Special Teams
CB	Eric Davis	Week 8 at New Orleans	Defense
RB	Fred Lane	Week 10 vs Oakland	Offense

1996

PLAYER OF THE WEEK

K	John Kasay	Week 1 vs Atlanta	Special Teams
K	John Kasay	Week 2 at New Orleans	Special Teams
S	Pat Terrell	Week 11 vs New York Giants	Defense
RB	Anthony Johnson	Week 12 at St. Louis	Offense
QB	Kerry Collins	Week 15 vs San Francisco	Offense
LB	Sam Mills	Divisional Playoffs vs Dallas (NFL)	Defense

PLAYER OF THE MONTH

K	John Kasay	September	Special Teams
LB	Sam Mills	November	Defense

PLAYERS OF THE WEEK/MONTH

1995

PLAYER OF THE WEEK

LB Sam Mills

Week 7 vs New York Jets

Defense

PLAYER OF THE MONTH

LB Sam Mills

November

Defense

ADMINISTRATION
& COACHES

VETERANS

ROOKIES

2011 IN REVIEW

RECORDS

TEAM HISTORY

REFERENCE

400 YARDS TOTAL OFFENSE

By Panthers:	530 at New Orleans 12/30/12
Playoffs:	434 at Chicago 01/15/06
By Opponents:	441 at New Orleans 12/30/12
Playoffs:	481 at New England 02/01/04

200 YARDS RUSHING OFFENSE

By Panthers:	273 at New Orleans 12/30/12
Playoffs:	223 at New York Giants 01/08/06
By Opponents:	204 at Philadelphia 11/26/12
Playoffs:	201 at Green Bay 01/12/97

300 YARDS PASSING IN A GAME BY A PLAYER

By Panthers:	306, Cam Newton at Philadelphia 11/26/12
Playoffs:	319, Jake Delhomme at Chicago 01/15/06
By Opponents:	378, Drew Brees at New Orleans 12/30/12
Playoffs:	354, Tom Brady at New England 02/01/04

400 YARDS PASSING IN A GAME BY A PLAYER

By Panthers:	432, Cam Newton vs Green Bay 09/18/11
Playoffs:	Has never happened
By Opponents:	431, Trent Green at St. Louis 11/05/00
Playoffs:	Has never happened

3 TOUCHDOWN PASSES IN A GAME BY A PLAYER

By Panthers:	Cam Newton at Kansas City 12/2/12
Playoffs:	Jake Delhomme at Chicago 01/15/06
By Opponents:	Drew Brees at New Orleans 12/30/12
Playoffs:	Tom Brady at New England 02/01/04

4 TOUCHDOWN PASSES IN A GAME BY A PLAYER

By Panthers:	Jake Delhomme at Tampa Bay 12/26/04
Playoffs:	Has never happened
By Opponents:	Matt Ryan vs Atlanta 12/11/11
Playoffs:	Has never happened

5 TOUCHDOWN PASSES IN A GAME BY A PLAYER

By Panthers:	Has never happened
Playoffs:	Has never happened
By Opponents:	Drew Brees at New Orleans 1/1/12
Playoffs:	Has never happened

100 YARDS RECEIVING IN A GAME BY A PLAYER

By Panthers:	109, Steve Smith vs Atlanta 12/9/12
Playoffs:	218, Steve Smith at Chicago 01/15/06
By Opponents:	115, Jimmy Graham and 121, Lance Moore at New Orleans 12/30/12
Playoffs:	166, Larry Fitzgerald vs. Arizona 1/10/09

200 YARDS RECEIVING IN A GAME BY A PLAYER

By Panthers:	201, Steve Smith vs Minnesota 10/30/05
Playoffs:	218, Steve Smith at Chicago 01/15/06
By Opponents:	200, Antonio Bryant vs Tampa Bay 12/8/08
Playoffs:	Has never happened

100 YARDS RECEIVING IN A GAME BY TWO PLAYERS

By Panthers:	156, Steve Smith and 100, Jonathan Stewart vs. Green Bay 9/18/11
Playoffs:	135, Steve Smith and 103, Muhsin Muhammad vs Dallas 01/03/04
By Opponents:	115, Jimmy Graham and 121, Lance Moore at New Orleans 12/30/12
Playoffs:	Has never happened

100 YARDS RECEIVING IN A GAME BY TWO PLAYERS AND 100 YARDS RUSHING BY A PLAYER

By Panthers:	Has never happened
Playoffs:	135, Steve Smith and 103, Muhsin Muhammad vs Dallas 01/03/04 and 104, Stephen Davis
By Opponents:	Has Never Happened
Playoffs:	Has never happened

100 YARDS RECEIVING IN A GAME BY TWO PLAYERS, 100 YARDS RUSHING BY A PLAYER AND 300 YARDS PASSING BY A PLAYER IN A GAME

By Panthers:	Has never happened
Playoffs:	Has never happened
By Opponents:	Chris Carter (138) and Randy Moss (106) receiving; Robert Smith (103) rushing; and Daunte Culpepper (357) passing at Minnesota 11/19/00
Playoffs:	Has never happened

3 TOUCHDOWN RECEPTIONS IN A GAME BY A PLAYER

By Panthers:	Steve Smith vs Houston 09/16/07
Playoffs:	Has never happened
By Opponents:	Hakeem Nicks at New York Giants 9/12/10
Playoffs:	Has never happened

100 YARDS RUSHING IN A GAME BY A PLAYER

By Panthers:	210, DeAngelo Williams at New Orleans 12/30/12
Playoffs:	151, DeShaun Foster at NY Giants 01/08/06
By Opponents:	127, Jamaal Charles at Kansas City 12/2/12
Playoffs:	132, Shaun Alexander at Seattle 01/22/06

100 YARDS RUSHING IN A GAME BY TWO PLAYERS

By Panthers:	152, DeAngelo Williams and 110, Jonathan Stewart at Tampa Bay 10/18/09
Playoffs:	Has never happened
By Opponents:	Has never happened
Playoffs:	Has never happened

100 YARDS RUSHING IN A GAME BY TWO PLAYERS AND 100 YARDS RECEIVING BY A PLAYER

By Panthers:	186, DeAngelo Williams and 115, Jonathan Stewart and 117, Steve Smith vs Tampa Bay 12/8/08
Playoffs:	Has never happened
By Opponents:	Has never happened
Playoffs:	Has never happened

200 YARDS RUSHING IN A GAME BY A PLAYER

By Panthers:	210, DeAngelo Williams at New Orleans 12/30/12
Playoffs:	Has never happened
By Opponents:	205, Matt Forte at Chicago 10/2/11
Playoffs:	Has never happened

3 TOUCHDOWNS RUSHING IN A GAME BY A PLAYER

By Panthers:	Mike Tolbert at New Orleans 12/30/12
Playoffs:	Has never happened
By Opponents:	Michael Turner vs Atlanta 12/12/10
Playoffs:	Has never happened

4 TOUCHDOWNS RUSHING IN A GAME BY A PLAYER

By Panthers:	DeAngelo Williams at NY Giants 12/21/08
Playoffs:	Has never happened
By Opponents:	Michael Turner at Atlanta 11/23/08
Playoffs:	Has never happened

2 INTERCEPTIONS IN A GAME BY A PLAYER

By Panthers:	Charles Godfrey at New York Giants 9/12/10
Playoffs:	Marlon McCree at New York Giants 1/8/06
By Opponents:	Tim Jennings at Chicago 10/28/12
Playoffs:	Has never happened

3 INTERCEPTIONS IN A GAME BY A PLAYER

By Panthers:	Deon Grant at Minnesota 09/22/02
Playoffs:	Ricky Manning at Philadelphia 01/18/04
By Opponents:	Has never happened
Playoffs:	Has never happened

3 OR MORE SACKS IN A GAME BY A PLAYER

By Panthers:	3, Greg Hardy vs Chicago 10/28/12
Playoffs:	Has never happened
By Opponents:	3, Israel Idonije vs Chicago 10/10/10
Playoffs:	Has never happened

PUNT RETURNED FOR A TOUCHDOWN IN A GAME BY A PLAYER

By Panthers:	53, Steve Smith at New York Giants 12/28/03
Playoffs:	59, Steve Smith at Seattle 01/22/06
By Opponents:	76, Trindon Holliday vs Denver 11/11/12
Playoffs:	Has never happened

2 PUNTS RETURNED FOR A TOUCHDOWN IN A GAME BY A PLAYER

By Panthers:	87, 61 Steve Smith vs Cincinnati 12/08/02
Playoffs:	Has never happened
By Opponents:	82, 75 Darrien Gordon at Denver 11/09/97
Playoffs:	Has never happened

KICKOFF RETURNED FOR A TOUCHDOWN IN A GAME BY A PLAYER

By Panthers:	101, Kealoha Pilares at Detroit 11/20/11
Playoffs:	Has never happened
By Opponents:	97, Sammie Stroughter at Atlanta 10/18/09
Playoffs:	Has never happened

INTERCEPTION RETURNED FOR A TOUCHDOWN IN A GAME BY A PLAYER

By Panthers:	Captain Munnerlyn vs Tampa Bay 11/18/12
Playoffs:	Has never happened
By Opponents:	Jonathan Vilma at New Orleans 12/30/12
Playoffs:	Has never happened

FUMBLE RETURNED FOR A TOUCHDOWN IN A GAME BY A PLAYER

By Panthers:	Louis Murphy at Chicago 10/28/12
Playoffs:	Has never happened
By Opponents:	Anthony Hargrove at New Orleans 11/08/09
Playoffs:	Has never happened

TWO DEFENSIVE RETURNS FOR A TOUCHDOWN IN A GAME

By Panthers:	Has never happened
Playoffs:	Has never happened
By Opponents:	Ed Reed 19-yard interception return lateral to Dawan Landry for a 23-yard return, Ray Lewis 24-yard interception return
Playoffs:	Has never happened

PUNT BLOCKED

By Panthers:	Greg Hardy at New York Giants 9/12/10
Playoffs:	Has never happened
By Opponents:	Aquib Talib at Tampa Bay 9/9/12
Playoffs:	Has never happened

PUNT BLOCKED FOR A TOUCHDOWN

By Panthers:	Michael Bates blocks Matt Turk recovered by Dwight Stone in end zone vs Washington 12/13/98
Playoffs:	Has never happened
By Opponents:	Geno Hayes blocks Jason Baker, returned for touchdown by Geno Hayes at Tampa Bay 10/12/08
Playoffs:	Has never happened

PUNT BLOCKED FOR A SAFETY

By Panthers:	Greg Hardy blocks Matt Dodge punt out of end zone at New York Giants 9/12/10
Playoffs:	Has never happened
By Opponents:	Has never happened
Playoffs:	Has never happened

PAT KICK MISSED

By Panthers:	Graham Gano at Philadelphia 11/26/12
Playoffs:	John Kasay at Chicago 01/15/06
By Opponents:	Jay Feely at Atlanta 11/24/02
Playoffs:	Has never happened

PAT KICK BLOCKED

By Panthers:	Julius Peppers blocks Matt Bryant kick vs Tampa Bay 12/8/08
Playoffs:	Has never happened
By Opponents:	Patrick Robinson blocks Olindo Mare kick vs New Orleans 10/9/11
Playoffs:	Has never happened

SAFETY SCORED

By Panthers:	Jon Ryan tackled in the end zone by Kenny Onatolu vs Seattle 10/7/12
Playoffs:	Has never happened
By Opponents:	Cam Newton sacked in the end zone by Mike Adams vs Denver 11/11/12
Playoffs:	Ball snapped over Rohn Stark's head out of end zone at Dallas 01/05/97

FIELD GOAL BLOCKED

By Panthers:	Julius Peppers blocks David Akers 51-yard field goal attempt vs. Philadelphia 09/13/09
Playoffs:	Shane Burton blocks Adam Vinatieri 36-yard field goal at New England 02/01/04
By Opponents:	DeAngelo Hall blocks Justin Medlock 50-yard field goal attempt vs. Washington 11/13/12
Playoffs:	Has never happened

BLOCKED FIELD GOAL RETURNED FOR TOUCHDOWN

By Panthers:	Doug Evans returns John Carney 37-yard field goal 54 yards vs San Diego 12/17/00 (kick blocked by Jay Williams)
Playoffs:	Has never happened
By Opponents:	Aeneas Williams returns John Kasay 37-yard field goal 72 yards vs Arizona 11/19/95 (kick blocked by Seth Joyner)
Playoffs:	Has never happened

TWO POINT ATTEMPT MADE

By Panthers:	Cam Newton pass to Steve Smith at Detroit 11/20/11
Playoffs:	Has never happened
By Opponents:	Josh Freeman pass to Vincent Jackson vs Tampa Bay 11/18/12
Playoffs:	Kevin Faulk run at New England 02/01/04

TWO POINT ATTEMPT FAILED

By Panthers:	Cam Newton pass attempt failed at Chicago 10/2/11
Playoffs:	Jake Delhomme pass attempt failed vs. Arizona 1/10/08
By Opponents:	Matt Ryan pass attempt failed vs Atlanta 12/9/12
Playoffs:	Troy Aikman pass incomplete, Dallas 01/05/97

40 POINTS SCORED IN A GAME

By Panthers:	44, at New Orleans 12/30/12
Playoffs:	Has never happened
By Opponents:	45, at New Orleans 1/1/12
Playoffs:	Has never happened

50 POINTS SCORED IN A GAME

By Panthers:	52 vs Cincinnati 12/08/02
Playoffs:	Has never happened
By Opponents:	52 at Oakland 12/24/00
Playoffs:	Has never happened

SHUTOUT SCORED IN A GAME

By Panthers:	34-0 vs Kansas City 10/5/08
Playoffs:	23-0 at New York Giants 01/08/06
By Opponents:	41-0 vs Atlanta 11/24/02
Playoffs:	Has never happened

DRAFT HISTORY

ADMINISTRATION
& COACHES

VETERANS

ROOKIES

2012 IN REVIEW

RECORDS

TEAM HISTORY

REFERENCE

2013 COLLEGE DRAFT

Round	Pos	Player	College
1 (14)	DT	Star Lotulelei	Utah
2 (44)	DT	Kawann Short	Purdue
3 (74)		Choice to San Francisco	
4 (108)	G	Edmund Kugbila	Valdosta State
5 (148)	LB	A.J. Klein	Iowa State
6 (182)	RB	Kenjon Barner	Oregon
7 (219)		Choice to Oakland	

2012 COLLEGE DRAFT

Round	Pos	Player	College
1 (9)	LB	Luke Kuechly	Boston College
2 (40)	G	Amini Silatolu	Midwestern State
3 (73)		Choice to Chicago	
4 (103)	DE	Frank Alexander*	Oklahoma
4 (104)	WR	Joe Adams	Arkansas
5 (143)	CB	Josh Norman	Coastal Carolina
6 (180)		Choice to San Francisco	
6 (207)	P	Brad Nortman†	Wisconsin
7 (216)	S	D.J. Campbell	California

* Choice obtained from San Francisco in exchange for 6 (180) and 2013 3.

† Compensatory selection

2011 COLLEGE DRAFT

Round	Pos	Player	College
1 (1)	QB	Cam J. Newton	Auburn
2 (33)		Choice to New England	
3 (65)	DT	Terrell McClain	South Florida
3 (97)	DT	Sione Fua†	Stanford
4 (98)	CB	Brandon Hogan	West Virginia
5 (132)	WR	Kealoha Piliare	Hawaii
6 (166)	LB	Lawrence Wilson	Connecticut
6 (203)	G	Zachary Williams†	Washington State
7 (204)		Choice to Green Bay	
7 (244)	T	Lee Ziemba†	Auburn

† Compensatory selection

2010 COLLEGE DRAFT

Round	Pos	Player	College
1 (17)		Choice to San Francisco	
2 (48)	QB	Jimmy Clausen	Notre Dame
3a (78)	WR	Brandon LaFell	Louisiana State
3b (89)	QB	Armanti Edwards*	Appalachian State
4 (112)		Choice to New York Jets	
4 (124)	LB	Eric Norwood**	South Carolina
5 (144)		Choice to Kansas City	
6a (175)	DE	Greg Hardy#	Mississippi
6 (186)		Choice to Cleveland	
6b (198)	WR	David Gettis^	Baylor
6c (202)	DB	Jordan Pugh†	Texas A&M
6d (204)	QB	Tony Pike†	Cincinnati
7a (223)	DB	R.J. Stanford	Utah
7b (249)	DB	Robert McClain†	Connecticut

* Choice obtained from New England in exchange for 2011 2.

** Choice obtained from New York Jets along with 6 (198) in exchange for 4 (112).

Choice obtained from Oakland along with 2009 7 in exchange for 2009 6.

^ Choice obtained from New York Jets along with 4 (124) in exchange for 4 (112).

† Compensatory selection

2009 COLLEGE DRAFT

Round	Pos	Player	College
1 (28)		Choice to Philadelphia	
2a (43)	DE	Everette Brown*	Florida State
2b (59)	S	Sherrod Martin	Troy
3 (93)	DL	Corvey Irvin	Georgia
4a (111)	RB	Mike Goodson**	Texas A&M
4b (128)	FB	Tony Fiammetta	Syracuse
5 (163)	OT	Duke Robinson	Oklahoma
6 (202)		Choice to Oakland	
7 (216)	CB	Captain Munnerlyn#	South Carolina
7 (237)		Choice to Miami	

* Choice obtained from San Francisco along with 4(111) in exchange for Carolina's 2010 1

** Choice obtained from San Francisco along with 2(43) in exchange for Carolina's 2010 1

Choice obtained from Oakland in exchange for 6(202) and Oakland's 2010 6

2008 COLLEGE DRAFT

Round	Pos	Player	College
1a (13)	RB	Jonathan Stewart	Oregon
1b (19)	T	Jeff Otah*	Pittsburgh
3a (67)	S	Charles Godfrey**	Iowa
3b (74)	LB	Dan Connor	Penn State
5 (141)	TE	Gary Barnidge#	Louisville
6 (181)	DT	Nick Hayden	Wisconsin
7a (221)	DE	Hilee Taylor	North Carolina
7b (242)	T	Geoff Schwartz†	Oregon
7c (250)	G	MacKenzy Bernadeau†	Bentley

* Choice obtained from Philadelphia in exchange for 2(43), 4(109) and 2009 1

** Choice obtained from New York Jets along with 5(141) in exchange for defensive tackle Kris Jenkins

Choice obtained from New York Jets along with 3(67) in exchange for defensive tackle Kris Jenkins

† Compensatory selection

2007 COLLEGE DRAFT

Round	Pos	Player	College
1 (25)	LB	Jon Beason*	Miami (FL)
2a (45)	WR	Dwayne Jarrett	Southern Cal
2b (59)	C	Ryan Kalil**	Southern Cal
3 (83)	DE	Charles Johnson	Georgia
4 (118)	WR	Ryne Robinson	Miami (OH)
5a (155)	TE	Dante Rosario	Oregon
5b (164)	LB	Tim Shaw†	Penn State
7b (237)	CB	C.J. Wilson	Baylor

* Choice obtained from New York Jets along with 2(59) and 5(164) in exchange for 1(14) and 6(191)

** Choice obtained from New York Jets along with 1(25) and 5(164) in exchange for 1(14) and 6(191)

† Choice obtained from New York Jets along with 1(25) and 2(59) in exchange for 1(14) and 6(191)

2006 COLLEGE DRAFT

Round	Pos	Player	College
1 (27)	RB	DeAngelo Williams	Memphis
2 (58)	CB	Richard Marshall	Fresno State
3a (88)	LB	James Anderson*	Virginia Tech
3b (89)	T	Rashad Butler	Miami (FL)
4 (121)	S	Nate Salley	Ohio State
5 (155)	TE	Jeff King	Virginia Tech
7a (234)	C/G	Will Montgomery	Virginia Tech
7b (237)	DE	Stanley McClover**	Auburn

* Choice obtained from Chicago as compensation for restricted free agent Ricky Manning, Jr.

** Choice obtained from Denver along with Jason Baker in exchange for P Todd Sauerbrun

DRAFT HISTORY

2005 COLLEGE DRAFT

Round	Pos	Player	College
1 (14)	S/LB	Thomas Davis	Georgia
2 (54)	RB	Eric Shelton	Louisville
3a (79)	G	Evan Mathis	Alabama
3b (89)	DT	Atiyah Ellison	Missouri
4 (121)	QB	Sefan LeFors	Louisville
5a (149)	LB	Adam Seward	UNLV
5b (169)	C/T	Geoff Hangartner†	Texas A&M
5c (171)	S	Ben Emanuel†	UCLA
6a (189)	DE	Jovan Haye	Vanderbilt
6b (207)	G	Joe Berger†	Michigan Tech

† Compensatory selection

2004 COLLEGE DRAFT

Round	Pos	Player	College
1 (28)	DB	Chris Gamble*	Ohio State
2 (62)	WR	Keary Colbert	Southern Cal
3 (94)	OT	Travelle Wharton	South Carolina
5 (163)	WR	Drew Carter	Ohio State
6 (196)	LB	Sean Tufts	Colorado
7 (232)	TE	Michael Gaines	Central Florida

* Choice obtained from San Francisco in exchange for 4(126)

2003 COLLEGE DRAFT

Round	Pos	Player	College
1 (8)	T	Jordan Gross	Utah
2 (50)	G	Bruce Nelson*	Iowa
3a (76)	TE	Mike Seidman	UCLA
3b (82)	CB	Ricky Manning, Jr.#	UCLA
4 (119)	S	Colin Branch**	Stanford
5 (145)	DT	Kindal Moorehead	Alabama
7a (226)	WR	Walter Young†	Illinois
7b (247)	FB	Casey Moore##	Stanford

* Choice obtained from New England along with 4(120) in exchange for 2(45)

Choice obtained from Denver in exchange for 4(108), 4(120) and 7(227)

** Choice obtained from Miami along with defensive end Al Wallace in exchange for defensive end Jay Williams

† Choice obtained from Miami along with 7(247) in exchange for 6(181)

Choice obtained from Miami along with 7(226) in exchange for 6(181)

2002 COLLEGE DRAFT

Round	Pos	Player	College
1 (2)	DE	Julius Peppers	North Carolina
2 (34)	RB	DeShaun Foster	UCLA
3 (73)	LB	Will Witherspoon*	Georgia
4 (100)	CB	Dante Wesley	Ark. Pine Bluff
5a (137)	QB	Randy Fasani	Stanford
5b (145)	FB	Kyle Johnson**	Syracuse
6 (174)	TE	Keith Heinrich	Sam Houston State
7a (213)	T	Pete Campion	North Dakota State
7b (258)	CB	Brad Franklin†	SW Louisiana State

* Choice obtained from Cincinnati along with 5(145) in exchange for 3(67)

** Choice obtained from Cincinnati along with 3(73) in exchange for 3(67)

† Compensatory selection

2001 COLLEGE DRAFT

Round	Pos	Player	College
1 (11)	LB	Dan Morgan	Miami (FL)
2 (44)	DT	Kris Jenkins	Maryland
3 (74)	WR	Steve Smith	Utah
4 (106)	QB	Chris Weinke	Florida State
5 (143)	DB	Jarrod Cooper	Kansas State
6 (175)	RB	Dee Brown	Syracuse
7a (211)	OL	Louis Williams	Louisiana State
7b (227)	TE	Mike Roberg*	Idaho

* Choice obtained from Philadelphia in exchange for TE Luther Broughton 1999

2000 COLLEGE DRAFT

Round	Pos	Player	College
1 (12)		Choice to Washington	
1 (23)	DB	Rashard Anderson*	Jackson State
2 (57)	DB	Deon Grant**	Tennessee
3 (82)	OL	Leander Jordan	Indiana (PA)
4 (112)		Choice to Denver	
4 (120)	DL	Alvin McKinley†	Mississippi State
5 (147)	DL	Gillis Wilson	Southern
6 (182)	OL	Jeno James	Auburn
7 (221)	LB	Lester Towns	Washington

* Choice obtained from Miami in exchange for 1998 2 (44)

** Choice obtained from Tampa Bay along with 4(120) in exchange for 2(51)

† Choice obtained from Tampa Bay along with 2(57) in exchange for 2(51)

1999 COLLEGE DRAFT

Round	Pos	Player	College
1 (5)		Choice to Washington	
2a (34)	T	Chris Terry*	Georgia
2b (38)	DE	Michael Rucker	Nebraska
3 (67)		Choice to Denver	
4 (100)	LB	Hannibal Navies	Colorado
5 (140)		Choice to Dallas	
6 (175)	DE	Robert Daniel	N'Western State
7 (211)	DB	Tony Booth	James Madison

* Choice obtained from Indianapolis in exchange for CB Tyrone Poole

1999 EXPANSION DRAFT

Round	Pos	Player	Team
6 (6)	LB	Tarek Saleh	Cleveland

1998 COLLEGE DRAFT

Round	Pos	Player	College
1 (14)	DE	Jason Peter	Nebraska
2 (44)		Choice to Miami	
3a (62)	DE	Chuck Wiley*	Louisiana State
3b (73)	DL	Mitch Marrow	Pennsylvania
4 (106)	WR	Donald Hayes	Wisconsin
5 (136)	LB	Jerry Jensen	Washington
6 (165)	S	Damien Richardson	Arizona State
7a (196)	DL	Viliami Maumau**	Colorado
7 (203)		Choice to Pittsburgh	
7b (228)†	WR	Jim Turner	Syracuse

* Choice obtained from Indianapolis as compensation for General Manager Bill Polian

** Choice obtained from New Orleans as compensation for RFA Chad Cota

† Compensatory selection

1997 COLLEGE DRAFT

Round	Pos	Player	College
1 (27)	WR	Rae Carruth	Colorado
2 (56)	S	Mike Minter	Nebraska
3 (87)	LB	Kinnon Tatum	Notre Dame
4 (122)	LB	Tarek Saleh	Wisconsin
5 (157)		Choice to Oakland	
6 (189)	DL	Matt Finkes	Ohio State
7 (228)	TE	Kris Mangum	Mississippi

DRAFT HISTORY

ADMINISTRATION
& COACHES

VETERANS

ROOKIES

2012 IN REVIEW

RECORDS

TEAM HISTORY

REFERENCE

1996 COLLEGE DRAFT

Round	Pos	Player	College
1 (8)	RB	T. Biakabutuka	Michigan
2 (43)	WR	Muhsin Muhammad	Michigan State
3a (73)	RB	Winslow Oliver	New Mexico
3b (88)	DL	J.C. Price	Virginia Tech
4a (106)	G	Norberto Garrido	Southern Cal
4b (111)	CB	Emmanuel McDaniel*	East Carolina
5 (142)	RB	Marquette Smith	Central Florida
6 (176)		Choice to Kansas City	
6 (192)		Choice to Pittsburgh	
6 (193)	FB	Scott Greene	Michigan State
7a (217)	WR	Donnell Baker	Southern
7b (234)	DL	Kerry Hicks	Colorado
* Choice obtained from Denver in exchange for 4(122), 5(159), 7(235)			

1995 COLLEGE DRAFT

Round	Pos	Player	College
1a (5)	QB	Kerry Collins*	Penn State
1b (22)	CB	Tyrone Poole**	Fort Valley State
1c (29)	T	Blake Brockermeyer†	Texas
2 (36)	DE	Shawn King	NE Louisiana
4 (133)	G	Frank Garcia	Washington
5a (135)	DB	Mike Senter	Northwestern
5b (171)	G	Andrew Peterson	Washington
6 (188)	DL	Steve Strahan††	Baylor
6 (191)	QB	Jerry Colquitt*	Tennessee
7 (209)	S	Chad Cota	Oregon
7 (249)	DB	Michael Reed	Boston College
* Choice obtained from Cincinnati along with 2(36) in exchange for 1(1)			
** Choice obtained from Green Bay along with 6(188) in exchange for 1(32), 3(65), 6(173)			
† Choice obtained from San Diego in exchange for 2(34), 3(98), 4(100)			
†† Choice obtained from Kansas City in exchange for 1996 6(176)			
* Choice obtained from Green Bay along with 1(22) in exchange for 1(32), 3(65), 6(173)			

1995 NFL EXPANSION DRAFT

Round	Pos	Player	Team
1 (2)	CB	Rod Smith	New England
2 (4)	T	Harry Boatswain	San Francisco
3 (6)	TE	Kurt Haws	Washington
4 (8)	DE	Tyrone Rogers	Seattle
5 (10)	DE	Mark Thomas	San Francisco
6 (12)	CB	Tim McKyer	Pittsburgh
7 (14)	C	Curtis Whitley	San Diego
8 (16)	FB	Howard Griffith	Los Angeles Rams
9 (18)	NT	Greg Kragen	Kansas City
10 (20)	S	Cary Brabham	Los Angeles Raiders
11 (22)	LB	Dave Garnett	Minnesota
12 (24)	LB	Andre Powell	New York Giants
13 (26)	RB	Dewell Brewer	Indianapolis
14 (28)	FB	Bob Christian	Chicago
15 (30)	S	Fred Foggie	Pittsburgh
16 (32)	WR	Mark Carrier	Cleveland
17 (34)	C	Mark Rodenhauser	Detroit
18 (36)	WR	Steve Hawkins	New England
19 (38)	RB	Brian O'Neal	Philadelphia
20 (40)	RB	Derrick Lassic	Dallas
21 (42)	WR	Richard Buchanan	Los Angeles Rams
22 (44)	QB	Doug Pederson	Miami
23 (46)	TE	Vince Marrow	Buffalo
24 (48)	WR	Larry Ryans	Detroit
25 (50)	G	Baron Rollins	New Orleans
26 (52)	LB	William Sims	Minnesota
27 (54)	LB	Paul Butcher	Indianapolis
28 (56)	QB	Jack Trudeau	New York Jets
29 (58)	WR	Charles Swann	Denver
30 (60)	WR	David Mims	Atlanta
31 (62)	DE	Shawn Price	Tampa Bay
32 (63)	WR	Eric Guliford	Minnesota
33 (64)	DT	Bill Goldberg	Atlanta
34 (65)	RB	Eric Ball	Cincinnati
35 (66)	DT	Mike Teeter	Houston

FREE AGENT HISTORY

2013 UNRESTRICTED FREE AGENTS

Pos	Player	Team
LB	Chase Blackburn	New York Giants
CB	Drayton Florence	Detroit
WR	Ted Ginn, Jr.	San Francisco
WR	Domenik Hixon	New York Giants
S	Mike Mitchell	Oakland
CB	D.J. Moore	Chicago

Unrestricted Free Agents Lost

TE	Gary Barnidge	Cleveland
WR	Louis Murphy	New York Giants
LB	Jason Phillips	Philadelphia
G	Mike Pollak	Cincinnati

2013 VETERAN FREE AGENTS

P	Nick Harris
LB	Kenny Onatolu
DE	Jyles Tucker

2012 UNRESTRICTED FREE AGENTS

Pos	Player	Team
S	Haruki Nakamura	Baltimore
G	Mike Pollak	Indianapolis
S	Reggie Smith	San Francisco
FB	Mike Tolbert	San Diego

Unrestricted Free Agents Lost

OL	Mackenzey Bernadeau	Dallas
LB	Dan Connor	Dallas
WR	Legedu Naanee	Miami

2012 VETERAN FREE AGENTS

P	Nick Harris
LB	Kenny Onatolu
DE	Jyles Tucker

2011 UNRESTRICTED FREE AGENTS

Pos	Player	Team
S	Sean Considine	Jacksonville
DT	Ron Edwards	Kansas City
LB	Omar Gaither	Philadelphia
K	Olindo Mare	Seattle
WR	Legedu Naanee	San Diego

Unrestricted Free Agents Lost

TE	Jeff King	Arizona
OT	Derek Landri	Philadelphia
K	Rhys Lloyd	New York Giants
CB	Richard Marshall	Arizona
QB	Matt Moore	Miami
TE	Dante Rosario	Denver

2011 VETERAN FREE AGENTS

QB	Derek Anderson
CB	Cletis Gordon
TE	Ben Hartsock
S	Kevin Payne
TE	Jeremy Shockey

2010 UNRESTRICTED FREE AGENTS

Unrestricted Free Agents Lost

QB	A.J. Feeley	St. Louis
DE	Julius Peppers	Chicago
CB	Dante Wesley	Detroit

2010 VETERAN FREE AGENTS

S	Aaron Francisco
S	Marcus Hudson
DT	Ed Johnson
C	Steve Justice
T	Rob Petitti
RB	Josh Vaughan
WR	Wallace Wright

2009 UNRESTRICTED FREE AGENTS

Unrestricted Free Agents Lost

C	Geoff Hangartner	Buffalo
WR	Mark Jones	Tennessee
OT	Frank Omiyale	Chicago
LB	Adam Seward	Indianapolis

2009 VETERAN FREE AGENTS

G	Justin Geisinger
---	------------------

2008 UNRESTRICTED FREE AGENTS

Pos	Player	Team
DT	Tyler Brayton	Oakland
G	Milford Brown	St. Louis
DB	Ricardo Colclough	Cleveland
WR	D.J. Hackett	Seattle
LB	Landon Johnson	Cincinnati
DT	Ian Scott	Philadelphia
RB	LaBrandon Toefield	Jacksonville
G	Keydrick Vincent	Arizona

Unrestricted Free Agents Lost

WR	Drew Carter	Oakland
WR	Keary Colbert	Denver
DB	Marquand Manuel	Denver
DT	Kindal Moorehead	Atlanta

2008 VETERAN FREE AGENTS

RB	Stephen Davis**
G	Toniui Fonoti
DB	Terrence Holt
WR	Muhsin Muhammad
DT	Darwin Walker
**	retired same day as signing

2007 UNRESTRICTED FREE AGENTS

Pos	Player	Team
S	Deke Cooper	San Francisco

Unrestricted Free Agents Lost

LB	Vinny Ciurciu	Minnesota
LB	Chris Draft	St. Louis
TE	Mike Seidman	Indianapolis

2007 VETERAN FREE AGENTS

DE	Dave Ball
QB	David Carr
CB	Curtis DeLoatch
DT	Chad Lavalais
LB	Terrence Melton
WR	Kevin Youngblood

FREE AGENT HISTORY

ADMINISTRATION
& COACHES

VETERANS

ROOKIES

2012 IN REVIEW

RECORDS

TEAM HISTORY

REFERENCE

2006 UNRESTRICTED FREE AGENTS

Pos	Player	Team
LB	Keith Adams	Philadelphia
C	Justin Hartwig	Tennessee
DT	Maake Kemoeatu	Baltimore
DT	Damione Lewis	St. Louis
S	Kevin McCadam	Atlanta
S	Shaun Williams	New York Giants

Unrestricted Free Agents Lost

S	Idrees Bashir	Detroit
S	Marlon McCree	San Diego
DE	Kemp Rasmussen	Seattle
G	Tutan Reyes	Buffalo
S	Dante Wesley	Chicago
LB	Will Witherspoon	St. Louis

2006 VETERAN FREE AGENTS

LB	Na'il Diggs
CB	Reggie Howard
WR	Keyshawn Johnson
P	Micah Knorr
DE	Otis Leverette

2005 UNRESTRICTED FREE AGENTS

Pos	Player	Team
S	Idrees Bashir	Indianapolis
TE	Freddie Jones	Arizona
CB	Ken Lucas	Seattle
S	Marlon McCree	Houston
P	Tom Rouen	Seattle

Unrestricted Free Agents Lost

LB	Brian Allen	Washington
S	Travares Tillman	Miami

2005 VETERAN FREE AGENTS

WR	Eugene Baker
P	Steve Cheek
LB	Chris Draft
WR	Javin Hunter
G	Mike Wahle

2004 UNRESTRICTED FREE AGENTS

Pos	Player	Team
OL	Travis Claridge	Atlanta
CB	Terrance Shaw	Oakland
LB	Brandon Short	New York Giants

Unrestricted Free Agents Lost

WR	Kevin Dyson	San Diego
LB	Greg Favors	Jacksonville
S	Deon Grant	Jacksonville
CB	Reggie Howard	Miami
G	Jeno James	Miami
TE	Jermaine Wiggins	Minnesota

2004 VETERAN FREE AGENTS

LB	Jesse Armstead
CB	Artrell Hawkins
WR	Donald Hayes
OL	Adam Meadows
G	Rich Tylski
DT	Rod Walker

2003 UNRESTRICTED FREE AGENTS

Pos	Player	Team
G	Doug Brzezinski	Philadelphia
QB	Jake Delhomme	New Orleans
WR	Kevin Dyson	Tennessee
LB	Greg Favors	Buffalo
WR	Ricky Proehl	St. Louis

Unrestricted Free Agents Lost

LB	Hannibal Navies	Green Bay
C	Jamar Nesbit	Jacksonville

2003 VETERAN FREE AGENTS

RB	Stephen Davis
DT	Giradie Mercer
DE	Kavika Pittman
LB	Marquis Smith

2002 UNRESTRICTED FREE AGENTS

Pos	Player	Team
CB	Terry Cousin	Miami
QB	Rodney Peete	Oakland
RB	Lamar Smith	Miami

Unrestricted Free Agents Lost

TE	Luther Broughton	Chicago
DT	Larry Chester	Miami
WR	Donald Hayes	New England
FB	Chris Hetherington	St. Louis

2002 VETERAN FREE AGENTS

RB	Michael Bates
LB	Jermaine Benoist
DT	Shane Burton
DT	James Clyburn
LB	Mark Fields
G	Derrick Fletcher
LB	Brad Jackson
CB	DeRon Jenkins
G	Scott Kiernan
DT	Emarlos Leroy
OL	Chris Snyder
CB	Cordell Taylor
CB	Fred Vinson

2001 UNRESTRICTED FREE AGENTS

Pos	Player	Team
TE	Luther Broughton	Philadelphia
DT	Brentson Buckner	San Francisco
G	Kevin Donnalley	Miami
LB	Jason Kyle	San Francisco
C	Jeff Mitchell	Baltimore
RB	Adrian Murrell	Washington

Unrestricted Free Agents Lost

G	Matt Campbell	Washington
C	Frank Garcia	St. Louis
K	Joe Nedney	Tennessee

FREE AGENT HISTORY

2001 VETERAN FREE AGENTS

T	Jon Blackman
P	Will Brice
DT	Larry Chester
DT	Harry Deligianis
RB	Chad Dukes
LB	Ron Merkerson
RB	Wilmont Perry
P	Todd Sauerbrun
T	Todd Steussie
WR	Jim Turner
OL	T.J. Washington

2000 UNRESTRICTED FREE AGENTS

Pos	Player	Team
OL	James Dexter	Arizona
CB	Jimmy Hitchcock	Minnesota
DE	Chuck Smith	Atlanta
DE	Jay Williams	St. Louis

Unrestricted Free Agents Lost

T	Norberto Davids-Garrido	Arizona
---	-------------------------	---------

2000 VETERAN FREE AGENTS

WR	Karl Hankton
RB	Natrone Means
WR	Larry Ryans
LB	Lee Woodall

1999 UNRESTRICTED FREE AGENTS

Pos	Player	Team
QB	Steve Bono	St. Louis
DE	Antonio Edwards	Atlanta
T	Clarence Jones	New Orleans
LB	Donta Jones	Pittsburgh
TE	Brian Kinchen	Baltimore
WR	Todd Kinchen	Atlanta
DB	Roderick Mullen	Green Bay
S	Mike Scurlock	St. Louis
LB	Steve Tovar	San Diego
LB	Dean Wells	Seattle
P	Klaus Wilmsmeyer	Miami

Unrestricted Free Agents Lost

T	Blake Brockermeyer	Chicago
WR	Raghib Ismail	Dallas
DE	Shawn King	Indianapolis
QB	Shane Matthews	Chicago
DB	Lenny McGill	Seattle

1999 VETERAN FREE AGENTS

T	Steven Conley
DE	Eric England
LB	Ray Farmer
FB	Chris Hetherington
S	Lamar Lyons
LB	Samuel Manuel
WR	Iheanyi Uwaezuoke

1998 UNRESTRICTED FREE AGENTS

Pos	Player	Team
S	Brent Alexander	Arizona
LB	Earnest Dixon	New Orleans
CB	Doug Evans	Green Bay
FB	William Floyd	San Francisco
DE	Sean Gilbert*	Washington
DB	Derwin Gray	Indianapolis
G	Corbin Lacina	Buffalo
S	Brett Maxie**	San Francisco
DB	Leonard Wheeler	Minnesota
*	franchise player	
**	retired same day as signing	

Unrestricted Free Agents Lost

LB	Myron Baker	Indianapolis
G	Matt Elliott	Atlanta
TE	Walter Rasby	Detroit
S	Pat Terrell	Green Bay

1998 VETERAN FREE AGENTS

LB	Jeff Brady
OL	Bernard Dafney
FB	Mike Dulaney
LB	Kevin Greene
G	Shane Hannah
LB	Eddie Mason
TE	Brian Wiggins

1997 UNRESTRICTED FREE AGENTS

Pos	Player	Team
LB	Michael Barrow	Tennessee
WR	Ernie Mills	Pittsburgh
DE	Ray Seals	Pittsburgh

Unrestricted Free Agents Lost

FB	Bob Christian	Atlanta
WR	Willie Green	Denver
FB	Howard Griffith	Denver
DE	Mark Thomas	Chicago

1997 VETERAN FREE AGENTS

LB	Ray Jacobs
RB	Brian O'Neal

1996 UNRESTRICTED FREE AGENTS

Pos	Player	Team
QB	Steve Beuerlein	Jacksonville
LB	Duane Bickett	Seattle
CB	Eric Davis	San Francisco
LB	Kevin Greene	Pittsburgh
T	Greg Skrepenak	Oakland
TE	Wesley Walls	New Orleans

Unrestricted Free Agents Lost

RB	Derrick Moore	Detroit
QB	Frank Reich	New York Jets
CB	Rod Smith	Minnesota

FREE AGENT HISTORY

1996 VETERAN FREE AGENTS

WR	Michael Bates
DT	Les Miller
WR	Terry Obee
S	Damon Pieri
QB	Kelly Stouffer

1995 UNRESTRICTED FREE AGENTS

Pos	Player	Team
RB	Randy Baldwin	Cleveland
P	Tommy Barnhardt	New Orleans
WR	Don Beebe	Buffalo
LB	Darion Conner	New Orleans
DE	Mike Fox	New York Giants
T	Derrick Graham	Kansas City
K	John Kasay	Seattle
LB	Lamar Lathon	Houston
S	Brett Maxie	Atlanta
TE	Pete Metzelaars	Buffalo
LB	Sam Mills	New Orleans
QB	Frank Reich	Buffalo
LB	Frank Stams	Cleveland
WR	Dwight Stone	Pittsburgh
RB	Vernon Turner	Tampa Bay
DE	Gerald Williams	Pittsburgh
CB	James Williams	Arizona

1995 VETERAN FREE AGENTS

LB	Carlton Bailey
DL	Jeff Fields
RB	Eddie Fuller
RB	Judd Garrett
CB	Alan Haller
CB	Steve Lofton
S	Bubba McDowell
WR	Brian Wiggins

ADMINISTRATION
& COACHES

VETERANS

ROOKIES

2012 IN REVIEW

RECORDS

TEAM HISTORY

REFERENCE

TRADE HISTORY / ALL-TIME HONORS

Date	Acquired	From	In Exchange For
05/30/95	Barry Foster	Pittsburgh	1996 6th Round (192) Draft Choice
08/21/95	Ray Ethridge	Cleveland	Past Considerations
08/29/95	Travis Hill	Cleveland	Michael Bates
08/25/96	Raghib Ismail	Oakland	1997 5th Round (157) Draft Choice
08/24/97	Israel Raybon	Pittsburgh	1998 7th Round (202) Draft Choice
04/16/98	2000 1st Round Draft Choice	Miami	1998 2nd Round (44) Draft Choice
03/01/99	Jeff Lewis	Denver	1999 3rd Round (67) Draft Choice and 2000 4th Round (112) Draft Choice
09/05/99	Conditional Draft Choice	Philadelphia	Luther Broughton
04/20/00	Spencer Reid	Indianapolis	Fred Lane
07/19/02	Al Wallace	Miami	Jay Williams; 4th Round (119) Draft Choice
09/04/04	Todd Fordham	Pittsburgh	Undisclosed draft choice
05/19/05	Jason Baker; 2006 7th Round Draft Choice	Denver	Todd Sauerbrun
08/03/07	Chris Harris	Chicago	2008 5th Round Draft Choice
02/29/08	2008 3rd and 5th Round Draft Choice	New York Jets	Kris Jenkins
04/26/08	2008 1st Round (19) Draft Choice	Philadelphia	2008 2nd Round (43), 4th Round (109) and 2009 1st Round Draft Choice
08/30/08	Josh McCown	Miami	2009 7th Round Draft Choice
04/13/09	J.J. Jansen	Green Bay	2010 NFL Draft selection
04/27/10	Jamar Williams	Chicago	Chris Harris
07/29/11	Greg Olsen	Chicago	2012 NFL Draft selection
3/30/12	Bruce Campbell	Oakland	Mike Goodson
7/23/12	Louis Murphy	Oakland	2013 NFL Draft selection
8/31/12	Colin Jones	San Francisco	2013 NFL Draft selection

ALL-TIME HONORS

2011

LUKE KUECHLY (LB)

AP Defensive Rookie of the Year; PFW/PFWA All-Rookie; PFW/PFWA Defensive Rookie of the Year

AMINI SILATOLU (G)

PFW/PFWA All-Rookie

2011

RYAN KALIL (C)

Pro Bowl; AP All-Pro Second Team

CAM NEWTON (QB)

Pro Bowl (played as alternate); AP Offensive Rookie of the Year; PFW/PFWA All-Rookie; PFW/PFWA Rookie of the Year; PFW/PFWA Offensive Rookie of the Year; Sporting News Rookie of the Year; Sports Illustrated Offensive Rookie of the Year; Pepsi Rookie of the Year

STEVE SMITH (WR)

Pro Bowl

2010

JON BEASON (LB)

Pro Bowl (played as alternate)

JORDAN GROSS (OT)

Pro Bowl

RYAN KALIL (C)

Pro Bowl

2009

JON BEASON (LB)

Pro Bowl; AP All-Pro Second Team

RYAN KALIL (C)

Pro Bowl

JULIUS PEPPERS (DE)

Pro Bowl; AP All-Pro Second Team

DeANGELO WILLIAMS (RB)

Pro Bowl

2008

JON BEASON (LB)

Pro Bowl; AP All-Pro First Team

JORDAN GROSS (OT)

Pro Bowl; AP All-Pro First Team; PFW/PFWA All-Pro Team; PFW/PFWA All-NFC Team; Sporting News All-Pro Team

JULIUS PEPPERS (DE)

Pro Bowl; AP All-Pro Second Team; Sporting News All-Pro Team

STEVE SMITH (WR)

Pro Bowl

DeANGELO WILLIAMS (RB)

AP All-Pro Second Team; PFW/PFWA Most Improved

2007

JON BEASON (LB)

PFW/PFWA All-Rookie Team

ADMINISTRATION
& COACHES

VETERANS

ROOKIES

2012 IN REVIEW

RECORDS

TEAM HISTORY

REFERENCE

ALL-TIME HONORS

ADMINISTRATION
& COACHES

VETERANS

ROOKIES

2012 IN REVIEW

RECORDS

TEAM HISTORY

REFERENCE

2006

KRIS JENKINS (DT)

Pro Bowl

RICHARD MARSHALL (CB)

PFW/PFWA All-Rookie Team

JULIUS PEPPERS (DE)

Pro Bowl; AP All-Pro First Team; PFW/PFWA All-Pro Team; PFW/PFWA All-NFC Team; Sporting News All-Pro Team; USA Today Sports Weekly All-Pro Team

STEVE SMITH (WR)

Pro Bowl

2005

JAKE DELHOMME (QB)

Pro Bowl

KEN LUCAS (CB)

Sports Illustrated All-Pro Team

JULIUS PEPPERS (DE)

Pro Bowl

STEVE SMITH (WR)

Pro Bowl; AP Comeback Player of the Year; Pro Football Weekly/PFWA Comeback Player of the Year; AP All-Pro First Team; Sports Illustrated All-Pro Team; PFW/PFWA All-Pro Team; PFW/PFWA All-NFC Team; Sporting News All-Pro Team; All-NFL Team

MIKE WAHLE (G)

Pro Bowl; PFW/PFWA All-NFC Team

2004

MARK FIELDS (LB)

Pro Bowl (played as alternate)

CHRIS GAMBLE (CB)

Pro Football Weekly All-Rookie

JORDAN GROSS (OT)

Football Digest All-Pro Second Team

DAN MORGAN (LB)

Pro Bowl; Pro Football Weekly All-NFC

MUHSIN MUHAMMAD (WR)

Pro Bowl; AP All-Pro First Team; College & Pro Football Weekly All-Pro; Football Digest All-Pro Second Team; Pro Football Weekly All-NFL; Pro Football Weekly All-NFC

JULIUS PEPPERS (DE)

Pro Bowl; AP All-Pro First Team; College & Pro Football Weekly All-Pro; Football Digest All-Pro; Pro Football Weekly All-NFL; Pro Football Weekly All-NFC; The Sporting News All-Pro

2003

STEPHEN DAVIS (RB)

Pro Bowl

JORDAN GROSS (T)

Sports Illustrated All-Pro; Pro Football Weekly All-Rookie

KRIS JENKINS (DT)

Pro Bowl; AP All-Pro First Team; Pro Football Weekly All-NFL; Pro Football Weekly All-NFC; Football Digest All-Pro; The Sporting News All-Pro

MIKE MINTER (S)

Football Digest All-Pro Second-Team

MIKE RUCKER (DE)

Pro Bowl; Sports Illustrated All-Pro; Football Digest All-Pro Second-Team

TODD SAUERBRUN (P)

Pro Bowl; AP All-Pro Second Team; Pro Football Weekly All-NFC; Football Digest All-Pro; The Sporting News All-Pro

2002

KRIS JENKINS (DT)

Pro Bowl (played as alternate); AP All-Pro First Team; Football Digest All-Pro Second Team

JULIUS PEPPERS (DE)

AP Defensive Rookie of the Year; Sports Illustrated Defensive Rookie of the Year; Pro Football Weekly Defensive Rookie of the Year; Football Digest Defensive Rookie of the Year; Pro Football Weekly All-Rookie

TODD SAUERBRUN (P)

Pro Bowl; AP All-Pro First Team; Sports Illustrated All-Pro; Pro Football Weekly All-Pro; Football Digest All-Pro; The Sporting News All-Pro

2001

DAN MORGAN (LB)

Pro Football Weekly All-Rookie

TODD SAUERBRUN (P)

Pro Bowl; Pro Football Weekly/PFWA Golden Toe; The Sporting News All-Pro; College & Pro Football NewsWeekly All-Pro First Team; AP All-Pro First Team; Sports Illustrated All-Pro (Dr. Z); Pro Football Weekly All-NFL; Pro Football Weekly All-NFC; Football News All-NFC

STEVE SMITH (KR)

Pro Bowl; The Sporting News All-Pro; Football News All-NFL Rookie; Football News All-NFC; AP All-Pro First Team; Sports Illustrated All-Pro (Dr. Z); Pro Football Weekly All-NFL; Pro Football Weekly All-Rookie; Pro Football Weekly All-NFC; Football Digest All-Pro First Team

WESLEY WALLS (TE)

Pro Football Weekly All-NFC

CHRIS WEINKE (QB)

Football News All-NFL Rookie; Pro Football Weekly All-Rookie

ALL-TIME HONORS

2000

MICHAEL BATES (KR)

Pro Bowl (as special teamer); Pro Football Weekly All-NFL (as special teamer); Pro Football Weekly All-NFC (as special teamer); Football Digest All-Pro First Team (as special teamer)

JENO JAMES (OL)

Pro Football Weekly All-Rookie

LESTER TOWNS (LB)

Football Digest Top 16 Rookie

1999

MICHAEL BATES (KR)

Pro Bowl (as special teamer); Pro Football Weekly All-NFL (as special teamer); Pro Football Weekly All-NFC (as special teamer)

STEVE BEUERLEIN (QB)

Pro Bowl

MUHSIN MUHAMMAD (WR)

Pro Bowl

CHRIS TERRY (T)

College and Pro Football Newsweekly All-Rookie; Football Digest All-Rookie; Football News All-Rookie; Pro Football Weekly All-Rookie

WESLEY WALLS (TE)

Pro Bowl; AP All-Pro Second Team; College and Pro Football Newsweekly Second Team; Football News All-NFC; Pro Football Weekly All-NFC

1998

MICHAEL BATES (KR)

Pro Bowl (as special teamer); Pro Football Weekly All-NFC (as special teamer)

KEVIN GREENE (LB)

Pro Bowl; All-Madden

JASON PETER (DE)

College and Pro Football Weekly All-Rookie

WESLEY WALLS (TE)

Pro Bowl; Football News All-NFC

1997

MICHAEL BATES (KR)

Pro Bowl; Sports Illustrated All-Pro (Dr. Z); Pro Football Weekly; All-NFL; Pro Football Weekly All-NFC; Sporting News All-Pro; Football News All-NFC; Football Digest All-NFL

WESLEY WALLS (TE)

Pro Bowl; All-Madden; Pro Football Weekly All-NFC

RAE CARRUTH (WR)

Pro Football Weekly All-Rookie; College and Pro Football News All-Rookie; Football News All-Rookie

KEN WALTER (P)

Pro Football Weekly All-Rookie; College and Pro Football News All-Rookie; Football News All-Rookie

1996

DOM CAPERS (HEAD COACH)

Pro Football Weekly/PFWA Coach of the Year; AP Coach of the Year; UPI NFC Coach of the Year; The Sporting News Coach of the Year; Football News Coach of the Year; Sports Illustrated Coach of the Year; USA Today Coach of the Year; College and Pro Football Newsweekly Coach of the Year; Maxwell Club Coach of the Year (Earle "Greasy" Neale Trophy)

BILL POLIAN (GENERAL MANAGER)

The Sporting News Executive of the Year; Pro Football Weekly Executive of the Year

MICHAEL BATES (KR)

Pro Bowl; AP All-Pro First Team; College and Pro Football Newsweekly All-Pro; Football News All-Pro; Pro Football Weekly/PFWA All-Pro; Football Digest All-Pro; Football News All-Pro; USA Today All-Pro

KERRY COLLINS (QB)

Pro Bowl (played as alternate)

NORBERTO DAVIDDS-GARRIDO (T)

Football News All-Rookie

ERIC DAVIS (CB)

Pro Bowl

KEVIN GREENE (LB)

Pro Bowl; Newspaper Enterprise Assn. Defensive Player of the Year (George Halas Award); UPI Defensive Player of the Year; AP All-Pro First Team; All Madden; College and Pro Football Newsweekly All-Pro; Football Digest All-Pro; Pro Football Weekly/PFWA All-Pro; UPI All-NFC; Football News All-NFC.

JOHN KASAY (K)

Pro Bowl; UPI All-Pro; Football News All-NFC

GREG KRAGEN (NT)

All-Madden

LAMAR LATHON (LB)

Pro Bowl; All-Madden; UPI All-NFC

SAM MILLS (LB)

Pro Bowl; AP All-Pro First Team; All-Madden; Sports Illustrated All-Pro; Pro Football Weekly/PFWA All-Pro; Football News All-NFC

ADMINISTRATION
& COACHES

VETERANS

ROOKIES

2012 IN REVIEW

RECORDS

TEAM HISTORY

REFERENCE

ALL-TIME HONORS

WESLEY WALLS (TE)

Pro Bowl; All-Madden; Football News All-NFC; UPI All-NFC

1995

DOM CAPERS (HEAD COACH)

Pro Football Weekly/PFWA Coach of the Year

BILL POLIAN (GENERAL MANAGER)

The Sporting News Executive of the Year

BLAKE BROCKERMAYER (T)

Pro Football Weekly/PFWA All-Rookie; College and Pro Football
Newsweekly All-Rookie

KERRY COLLINS (QB)

College and Pro Football Newsweekly All-Rookie; Football News
All-Rookie; Pro Football Weekly/PFWA All-Rookie

TYRONE POOLE (CB)

All-Madden; College and Pro Football Newsweekly All-Rookie; Pro
Football Weekly/PFWA All-Rookie

CURTIS WHITLEY (C)

Sports Illustrated All-Pro (Dr. Z)

ADMINISTRATION
& COACHES

VETERANS

ROOKIES

2012 IN REVIEW

RECORDS

TEAM HISTORY

REFERENCE

POSTSEASON HISTORY

NFC DIVISIONAL PLAYOFFS
CAROLINA 26 — DALLAS 17

January 5, 1997
Ericsson Stadium • Charlotte, NC

WEATHER: Partly Cloudy, 67°, Wind SW 15 mph - ATTENDANCE: 72,808 - TIME: 2:58

In the first playoff game in team history, the Carolina Panthers stuck to a formula that had worked all season, using an opportunistic offense, a Sam Mills led defense, solid special teams and an uplifting record-sized crowd to defeat the defending Super Bowl Champion Dallas Cowboys 26-17.

Running back Anthony Johnson earned his sixth 100-yard game of the season behind a performance by the offensive line which did not allow quarterback Kerry Collins to be sacked all day. Collins completed a workmanlike 12 of 22 passes for 100 yards and two touchdowns and directed the team to 17 first-half points. The defense supplied a team effort with interceptions by Chad Cota, Pat Terrell and Mills and sacks by Lamar Lathon and Les Miller, while successfully executing three goal-line stands from inside their own five-yard line. Kicker John Kasay converted on all four field goal attempts.

The Cowboys took a 3-0 lead on a 22-yard field goal before a Collins pass to Wesley Walls following a 68-yard drive put the Panthers ahead 7-3. After trading touchdowns, the Cowboys got within three following a Panthers safety when a snap sailed over punter Rohn Stark's head. Cota's interception on Dallas' ensuing possession, however, set up a 24-yard Kasay field goal and a 17-11 halftime lead.

The two teams traded field goals in the third quarter and again to begin the fourth, with Chris Boniol converting twice from 21 and Kasay twice from 40. After the Panthers downed a Stark punt at the one, Terrell's interception set up a Kasay 32-yard conversion before Mills' interception and return to the one, sealed the game.

OFFICIALS

Referee — Johnny Grier (23) Umpire — Jim Quirk (5) Head Linesman — Mark Baltz (26) Line Judge — Jeff Bergman (32)
Field Judge — Ron Spittler (119) Side Judge — Ron Liebsack (76) Back Judge — Scott Stenson (88)

STARTING LINEUPS

Dallas Cowboys				Carolina Panthers			
Offense		Defense		Offense		Defense	
WR	85 K. Williams	LDE	92 T. Tolbert	WR	86 W. Green	LDE	93 M. Fox
LT	71 M. Tuinei	LDT	95 C. Hennings	LT	66 M. Campbell	NT	71 G. Kragen
LG	61 N. Newton	RDT	75 T. Casillas	LG	52 M. Elliott	RDE	98 G. Williams
C	53 R. Donaldson	RDE	96 S. Carver	C	65 F. Garcia	LOLB	91 K. Greene
RG	73 L. Allen	SLB	51 B. Thomas	RG	75 G. Skrepenak	LILB	51 S. Mills
RT	79 E. Williams	MLB	55 F. Strickland	RT	76 N. Garrido	RILB	54 C. Bailey
TE	86 E. Bjornson	WLB	59 D. Smith	TE	85 W. Walls	ROLB	57 L. Lathon
WR	88 M. Irvin	LCB	26 K. Smith	WR	85 M. Carrier	LCB	25 E. Davis
QB	8 T. Aikman	RCB	21 D. Sanders	QB	12 K. Collins	RCB	38 T. Poole
FB	48 T. Johnston	SS	28 D. Woodson	FB	30 H. Griffith	SS	39 B. Maxie
RB	22 E. Smith	FS	30 G. Teague	RB	23 A. Johnson	FS	40 P. Terrell

CAROLINA SUBSTITUTIONS: P 3 R. Stark, PK 4 J. Kasay, RB 20 W. Oliver, S 27 D. Pieri, CB 31 R. Smith, S 37 C. Cota, CB 41 T. Cook, FB 43 S. Greene, LB 50 D. Bickett, LB 56 M. Baker, LB 58 A. Royal, C 63 M. Rodenhausen, C 64 C. Whitley, DE 69 L. Miller, T 78 B. Brockermeier, WR 80 D. Stone, WR 81 R. Ismail, WR 82 M. Bates, WR 87 M. Muhammad, TE 88 W. Rasby, DE 95 M. Thomas. DID NOT PLAY: QB 7 S. Beuerlein, CB 29 S. Lofton. INACTIVE: QB 11 J. Barker, CB 26 E. McDaniel, RB 32 D. Philyaw, G 67 B. Hayes, T 74 M. Dennis, TE 89 S. Tucker, NT 90 E. Philion.

		1	2	3	4	OT	TOTAL	FIELD GOALS (made() & missed)	
VISITOR	Dallas Cowboys	3	8	3	3	-	17	C. Boniol (22) (21) (21)	
HOME	Carolina Panthers	7	10	3	6	-	26	J. Kasay (24) (40) (40) (32)	

Team	Qtr	Clock Time	PLAY DESCRIPTION (Extra Point) (Drive Info)	SCORE	
				Visitor	Home
COWBOYS	1	8:27	C. Boniol 22 yd. Field Goal (10-49, 4:20)	3	0
PANTHERS	1	5:28	W. Walls 1 yd. pass from K. Collins (J. Kasay kick) (6-68, 2:59)	3	7
PANTHERS	2	12:49	W. Greene 10 yd. pass from K. Collins (J. Kasay kick) (11-42, 5:59)	3	14
COWBOYS	2	4:19	D. Johnston 2 yd. pass from T. Aikman (Two-point attempt failed) (14-73, 8:30)	9	14
COWBOYS	2	3:11	R. Stark snap out of end zone, forced by TEAM for SAFETY	11	14
PANTHERS	2	0:03	J. Kasay 24 yd. Field Goal (7-21, 1:46)	11	17
COWBOYS	3	10:07	C. Boniol 21 yd. Field Goal (5-13, 2:05)	14	17
PANTHERS	3	4:58	J. Kasay 40 yd. Field Goal (10-50, 5:09)	14	20
PANTHERS	4	11:41	J. Kasay 40 yd. Field Goal (11-51, 6:44)	14	23
COWBOYS	4	5:33	C. Boniol 21 yd. Field Goal (12-78, 6:08)	17	23
PANTHERS	4	1:48	J. Kasay 32 yd. Field Goal (4-5, 0:28)	17	26

ADMINISTRATION
& COACHES

VETERANS

ROOKIES

2012 IN REVIEW

RECORDS

TEAM HISTORY

REFERENCE

POSTSEASON HISTORY

FINAL INDIVIDUAL STATISTICS

Dallas Cowboys										Carolina Panthers													
RUSHING										RUSHING													
E. Smith	ATT		YDS		AVG		LG		TD	A. Johnson	ATT		YDS		AVG		LG		TD				
D. Sanders	22		80		3.6		25		0	W. Oliver	26		104		4.0		12		0				
T. Aikman	1		16		16.0		16		0	R. Ismail	3		11		3.7		9		0				
			0		0.0		0		0	K. Collins	1		7		7.0		7		0				
										R. Stark	6		5		0.8		8		0				
										Total	1		0		0.0		0		0				
Total	24		96		4.0		25		0	Total	37		127		3.4		12		0				
PASSING										PASSING													
T. Aikman	ATT	CMP	YDS	SK/YD	TD	LG	IN			K. Collins	ATT	CMP	YDS	SK/YD	TD	LG	IN						
Total	36	18	165	2/17	1	23	3			Total	22	12	100	0/0	2	22	1						
PASS RECEIVING										PASS RECEIVING													
K. Williams			NO		YDS		AVG		LG	TD	W. Green			NO		YDS		AVG		LG	TD		
D. Johnston			6		89		14.8		23	0	W. Walls			5		53		10.6		22	1		
K. Martin			4		18		4.5		7	1	A. Johnson			3		25		8.3		13	1		
E. Smith			3		31		10.3		13	0	M. Carrier			1		9		9.0		9	0		
M. Irvin			3		-2		-0.6		3	0	W. Oliver			1		7		7.0		7	0		
E. Bjornson			1		22		22.0		22	0	H. Griffith			1		5		5.0		5	0		
Total			18		165		9.2		23	1	Total			12		100		8.3		22	2		
INTERCEPTIONS										INTERCEPTIONS													
D. Woodson			NO		YDS		AVG		LG	TD	C. Cota			NO		YDS		AVG		LG	TD		
			1		0		0.0		0	0	P. Terrell			1		49		49.0		49	0		
											S. Mills			1		24		24.0		24	0		
Total			1		0		0.0		0	0	Total			3		122		40.7		49	0		
PUNTING										PUNTING													
J. Jett			NO		YDS		AVG		TB	IN20	LG			NO		YDS		AVG		TB	IN20	LG	
Total			3		153		51.0		0	1	59			1		39		39.0		0	1	39	
			3		153		51.0		0	1	59			1		39		39.0		0	1	39	
PUNT RETURNS										PUNT RETURNS													
[DOWNED]			NO		YDS		AVG		FC	LG	TD	W. Oliver			NO		YDS		AVG		FC	LG	TD
Returns			1		0		0.0		0	0	0	Returns			2		17		8.5		1	15	0
			0		0		0.0		0	0	0			2		17		8.5		1	15	0	
KICKOFF RETURNS										KICKOFF RETURNS													
K. Williams			NO		YDS		AVG		FC	LG	TD	M. Bates			NO		YDS		AVG		FC	LG	TD
H. Walker			3		44		14.7		0	17	0			5		155		31		0	51	0	
D. Sanders			2		29		14.5		0	19	0												
[TOUCHBACK]			1		28		28.0		0	28	0												
Returns			2		0		0.0		0	0	0												
			6		101		16.8		0	28	0	Returns			5		155		31		0	51	0
FUMBLES										FUMBLES													
T. Aikman	Fum	Own	Rec.	Yds	TD	FF	Opp. Rec.	Yds	TD	Out Bnds	M. Rodenhauer	Fum	Own	Rec.	Yds	TD	FF	Opp. Rec.	Yds	TD	Out Bnds		
E. Smith	1	0	0	-5	0	0	0	0	0	0	W. Oliver	1	1	-37	0	0	0	0	0	0	0		
D. Smith	0	1	0	0	0	0	0	0	0	0		1	0	0	0	0	0	0	0	0	0		
D. Johnston	0	0	0	0	0	1	0	0	0	0													
Total	1	1	0	-5	0	0	1	1	0	0	Total	2	1	-37	0	0	0	0	0	0	0		

FINAL TEAM STATISTICS

VISITOR COWBOYS										HOME PANTHERS									
TOTAL FIRST DOWNS										FGs – PATs Had Blocked									
By Rushing										0-0									
By Passing										0-0									
By Penalty										0-0									
THIRD DOWN EFFICIENCY										6-10									
FOURTH DOWN EFFICIENCY										1-4									
TOTAL NET YARDS										6-61									
Total Offensive Plays (inc. times thrown passing)										1-4									
Average gain per offensive play										1-4									
NET YARDS RUSHING										1-4									
Total Rushing Plays										1-4									
Average gain per rushing play										1-4									
NET YARDS PASSING										1-4									
Times thrown – yards lost attempting to pass										1-4									
Gross yards passing										1-4									
PASS ATTEMPTS-COMPLETIONS-HAD INTERCEPTED										1-4									
Average gain per pass play (inc. # thrown passing)										1-4									
KICKOFFS Number-In End Zone-Touchbacks										1-4									
PUNTS Number and Average										1-4									
Had Blocked										1-4									

DEFENSIVE STATISTICS (based on coaches' film review)

Player	TT	S	A	S-yds	I-yds	PD	FF	FR	Player	TT	S	A	S-yds	I-yds	PD	FF	FR
S. Mills	11	8	3	0-0	1-24	2	0	0	L. Miller	2	2	0	1-8	0-0	0	0	0
T. Poole	8	7	1	0-0	0-0	2	0	0	M. Fox	2	0	2	0-0	0-0	0	0	0
L. Lathon	8	6	2	1-9	0-0	0	0	0	C. Cota	1	1	0	0-0	1-49	1	0	0
E. Davis	5	4	1	0-0	0-0	2	0	0	R. Smith	1	1	0	0-0	0-0	0	0	0
P. Terrell	4	3	1	0-0	1-49	1	0	0	G. Williams	1	1	0	0-0	0-0	0	0	0
C. Bailey	4	0	4	0-0	0-0	0	0	0	D. Bickett	1	0	1	0-0	0-0	0	0	0
G. Kragen	3	3	0	0-0	0-0	0	0	0	K. Greene	1	0	1	0-0	0-0	0	0	0
B. Maxie	3	1	2	0-0	0-0	0	0	0	Total	55	37	18	2-17	3-122	8	0	0

ADMINISTRATION
& COACHES

VETERANS

ROOKIES

2012 IN REVIEW

RECORDS

TEAM HISTORY

REFERENCE

POSTSEASON HISTORY

NFC CHAMPIONSHIP

GREEN BAY 30 – CAROLINA 13

January 12, 1997
Lambeau Field • Green Bay, WI

WEATHER: Cold and Windy, 3°, Wind W 10 mph - **ATTENDANCE:** 60,216 - **TIME:** 3:04

On a day with wind chill temperatures at more than 20 below zero, the Carolina Panthers surrendered 17 second-quarter points and 479 yards of total offense to the Green Bay Packers and fell one game short of the Super Bowl, 30-13.

The Panthers got ahead early following a Sam Mills interception at the Green Bay 12, which was returned to the two. Kerry Collins found fullback Howard Griffith all alone in the end zone two plays later for a 7-0 Carolina lead.

After Brett Favre drove the Packers for their first touchdown, the Panthers replied with a John Kasay 22-yard field goal following a Lamar Lathon recovery of a Favre fumble. The Packers came

back with a touchdown and a field goal before the half, however, and held a 17-10 advantage at the break.

Both teams traded field goals to open the second half before a Dorsey Levens 66-yard reception off a screen set up a Packers touchdown. A Packers fourth-quarter field goal following a Panthers fumble supplied the 30-13 margin.

Mills led the defense with 14 tackles and an interception while Collins completed 19 of 37 passes for 215 yards, with a touchdown and two interceptions. Willie Green led all Panthers in receiving with 51 yards on five receptions.

OFFICIALS

Referee — Bob McElwee (95) **Umpire** — Bob Boylston (101) **Head Linesman** — Tony Veteri (52) **Line Judge** — Ron Baynes (56)
Field Judge — Bobby Skelton (73) **Side Judge** — Dean Look (49) **Back Judge** — Al Jury (106) **Replay** — Carey (94), Dawson (70)

STARTING LINEUPS

Carolina Panthers

Offense		Defense	
WR	86 W. Green	LDE	93 M. Fox
LT	66 M. Campbell	NT	71 G. Kragen
LG	52 M. Elliott	RDE	98 G. Williams
C	65 F. Garcia	LOLB	91 K. Greene
RG	75 G. Skrepenak	LILB	51 S. Mills
RT	76 N. Garrido	RILB	54 C. Bailey
TE	85 W. Walls	ROLB	57 L. Lathon
WR	83 M. Carrier	LCB	25 E. Davis
QB	12 K. Collins	RCB	38 T. Poole
RB	23 A. Johnson	SS	39 B. Maxie
FB	30 H. Griffith	FS	40 P. Terrell

Green Bay Packers

Offense		Defense	
WR	86 A. Freeman	LE	92 R. White
LT	64 B. Wilkerson	T	71 S. Dotson
LG	73 A. Taylor	NT	93 G. Brown
C	52 F. Winters	RE	96 S. Jones
RG	63 A. Timmerman	LOLB	59 W. Simmons
RT	72 E. Dotson	MLB	54 R. Cox
TE	89 M. Chmura	ROLB	51 B. Williams
WR	84 A. Rison	LCB	21 C. Newsome
QB	4 B. Favre	RCB	33 D. Evans
RB	34 E. Bennett	SS	36 L. Butler
FB	30 W. Henderson	FS	41 E. Robinson

CAROLINA SUBSTITUTIONS: P 3 R. Stark, PK 4 J. Kasay, RB 20 W. Oliver, S 27 D. Pieri, CB 31 R. Smith, S 37 C. Cota, CB 41 T. Cook, FB 43 S. Greene, LB 50 D. Bickett, LB 56 M. Baker, LB 58 A. Royal, C 63 M. Rodenhausner, C 64 C. Whitley, DE 69 L. Miller, T 78 B. Brockermeyer, WR 80 D. Stone, WR 81 R. Ismail, WR 82 M. Bates, WR 87 M. Muhammad, TE 88 W. Rasby, DE 95 M. Thomas. **DID NOT PLAY:** QB 7 S. Buerlein, CB 29 S. Lofton. **INACTIVE:** QB 11 J. Barker, CB 26 E. McDaniel, RB 32 D. Phil yaw, G 67 B. Hayes, T 74 M. Dennis, WR 84 B. Wiggins, TE 89 S. Tucker, NT 90 E. Philon.

		1	2	3	4	OT	TOTAL	FIELD GOALS (made() & missed)	
VISITOR	Green Bay Packers	7	3	3	0	-	13	C. Jacke	46S (31) (32) (28)
HOME	Carolina Panthers	0	17	10	3	-	30	J. Kasay	(22) (23)

Team	Qtr	Clock Time	PLAY DESCRIPTION (Extra Point) (Drive Info)	SCORE	
				Visitor	Home
PANTHERS	1	5:10	H. Griffith 3 yd. pass from K. Collins (J. Kasay kick) (2-2, 0-27)	7	0
PACKERS	2	14:54	D. Levens 29 yd. pass from B. Favre (C. Jacke kick) (4-73, 1-43)	7	7
PANTHERS	2	8:40	J. Kasay 22 yd. Field Goal (7-41, 3-17)	10	7
PACKERS	2	0:48	A. Freeman 6 yd. pass from B. Favre (C. Jacke kick) (15-71, 7-52)	10	14
PACKERS	2	0:10	C. Jacke 31 yd. Field Goal (4-48, 0-25)	10	17
PACKERS	3	8:16	C. Jacke 32 yd. Field Goal (11-73, 6-44)	10	20
PANTHERS	3	3:23	J. Kasay 23 yd. Field Goal (11-73, 4-53)	13	20
PACKERS	3	1:58	E. Bennett 4 yd. run (C. Jacke kick) (3-74, 1-25)	13	27
PACKERS	4	10:02	C. Jacke 28 yd. Field Goal (7-80, 1-43)	13	30

ADMINISTRATION
& COACHES

VETERANS

ROOKIES

2012 IN REVIEW

RECORDS

TEAM HISTORY

REFERENCE

POSTSEASON HISTORY

FINAL INDIVIDUAL STATISTICS

Carolina Panthers

RUSHING	ATT	YDS	AVG	LG	TD
A. Johnson	11	31	2.8	7	0
W. Oliver	2	15	7.5	11	0
K. Collins	1	-1	-1.0	-1	0
Total	14	45	3.2	11	0

PASSING	ATT	CMP	YDS	SK/YD	TD	LG	IN
K. Collins	37	19	215	2/9	1	27	2
Total	37	19	215	2/9	1	27	2

PASS RECEIVING	NO	YDS	AVG	LG	TD
W. Green	5	51	10.2	19	0
M. Carrier	4	65	16.3	27	0
H. Griffith	4	23	5.8	9	1
W. Walls	3	33	11.0	20	0
R. Ismail	1	24	24.0	24	0
A. Johnson	1	14	14.0	14	0
W. Oliver	1	5	5.0	5	0
Total	19	215	11.3	27	1

INTERCEPTIONS	NO	YDS	AVG	LG	TD
S. Mills	1	10	10.0	10	0
Total	1	10	10.0	10	0

PUNTING	NO	YDS	AVG	LG	TD
R. Stark	5	180	36.0	1	42
Total	5	180	36.0	1	42

PUNT RETURNS	NO	YDS	AVG	FC	LG	TD
W. Oliver	1	4	4.0	0	4	0
(TOUCHBACK)	1	0	0.0	0	0	0

Returns	1	4	4.0	0	4	0
---------	---	---	-----	---	---	---

KICKOFF RETURNS	NO	YDS	AVG	FC	LG	TD
M. Bates	4	59	14.8	0	21	0
S. Greene	1	14	14.0	0	14	0
W. Oliver	1	13	13.0	0	13	0
M. Baker	1	0	0.0	0	0	0
Returns	7	86	12.3	0	21	0

FUMBLES	Fum	Own Rec.	Yds	TD	FF	Opp. Rec.	Yds	TD	Out Bnds
L. Lathon	0	0	0	0	0	1	0	0	0
B. Maxie	0	0	0	0	0	1	0	0	0
W. Green	1	0	0	0	0	0	0	0	1
A. Johnson	1	0	0	0	0	0	0	0	0
Total	2	1	0	0	1	1	0	0	1

Green Bay Packers

RUSHING	ATT	YDS	AVG	LG	TD
E. Bennett	25	99	4.0	13	1
D. Levens	10	88	8.8	35	0
B. Favre	5	14	2.8	5	0
J. McMahon	4	0	0.0	0	0
W. Henderson	1	0	0.0	0	0
Total	45	201	4.5	35	1

PASSING	ATT	CMP	YDS	SK/YD	TD	LG	IN
B. Favre	29	19	292	1/14	2	66	1
Total	29	19	292	1/14	2	66	1

PASS RECEIVING	NO	YDS	AVG	LG	TD
D. Levens	5	117	23.4	66	1
A. Freeman	4	43	10.8	25	1
A. Risson	3	53	17.7	23	0
K. Jackson	3	30	10.0	19	0
E. Bennett	2	5	2.5	5	0
D. Beebe	1	29	29.0	29	0
M. Chmura	1	15	15.0	15	0
Total	19	292	15.4	66	2

INTERCEPTIONS	NO	YDS	AVG	LG	TD
C. Newsome	1	35	35.0	35	0
T. Williams	1	0	0.0	0	0
Total	2	35	17.5	35	0

PUNTING	NO	YDS	AVG	LG	TD
C. Henrich	2	72	36.0	1	40
Total	2	72	36.0	1	40

PUNT RETURNS	NO	YDS	AVG	FC	LG	TD
D. Howard	1	3	3.0	0	3	0
M. Prior	0	0	0.0	0	0	0
(DOWNED)	1	0	0.0	0	0	0
(OUT OF BOUNDS)	1	0	0.0	0	0	0
(TOUCHBACK)	1	0	0.0	0	0	0
Returns	1	3	3.0	1	3	0

KICKOFF RETURNS	NO	YDS	AVG	FC	LG	TD
D. Howard	4	104	26.0	0	49	0

Returns	4	104	26.0	0	49	0
---------	---	-----	------	---	----	---

FUMBLES	Fum	Own Rec.	Yds	TD	FF	Opp. Rec.	Yds	TD	Out Bnds
B. Favre	1	0	0	0	0	0	0	0	0
D. Levens	1	1	0	0	0	0	0	0	0
D. Evans	0	0	0	0	1	0	0	0	0
G. Brown	0	0	0	0	1	0	0	0	0
L. Butler	0	0	0	0	1	0	0	0	0
Total	2	1	0	0	2	1	0	0	0

FINAL TEAM STATISTICS

	VISITOR PANTHERS	HOME PACKERS
TOTAL FIRST DOWNS	12	22
By Rushing	1	10
By Passing	11	12
By Penalty	0	0
THIRD DOWN EFFICIENCY	5-13-38%	9-17-53%
FOURTH DOWN EFFICIENCY	0-0-0%	1-1-100%
TOTAL NET YARDS	251	479
Total Offensive Plays (inc. times thrown passing)	53	75
Average gain per offensive play	4.7	6.4
NET YARDS RUSHING	45	201
Total Rushing Plays	14	45
Average gain per rushing play	3.2	4.5
NET YARDS PASSING	206	278
Times thrown - yards lost attempting to pass	2-9	1-14
Gross yards passing	215	292
PASS ATTEMPTS-COMPLETIONS-HAD INTERCEPTED	37-19-2	29-19-1
Average gain per pass play (inc. # thrown passing)	5.3	9.3
KICKOFFS Number-In End Zone-Touchbacks	4-0-0	7-0-0
PUNTS Number and Average	5-36	2-36
Had Blocked	0	0
FGs - PATs Had Blocked	0-0	0-0

	VISITOR PANTHERS	HOME PACKERS
TOTAL RETURN YARDAGE (Not Including Kickoffs)	14	38
No. and Yards Punt Returns	1-4	1-3
No. and Yards Kickoff Returns	7-86	4-104
No. and Yards Interception Returns	1-10	2-35
PENALTIES Number and Yards	4-25	5-45
FUMBLES Number and Lost	2-1	2-1
TOUCHDOWNS	1	3
Rushing	0	1
Passing	1	2
EXTRA POINTS Made-Attempts	1-1	3-3
Kicking Made-Attempts	1-1	3-3
FIELD GOALS Made-Attempts	2-2	3-4
SAFETIES	0	0
FINAL SCORE	13	30
TIME OF POSSESSION	21:57	38:03

DEFENSIVE STATISTICS (based on coaches' film review)

Player	TT	S	A	S-yds	I-yds	PD	FF	FR	Player	TT	S	A	S-yds	I-yds	PD	FF	FR
S. Mills	14	5	9	0-0	1-10	1	0	0	T. Poole	4	4	0	0-0	0-0	1	0	0
K. Greene	7	4	3	0-0	0-0	0	0	0	R. Smith	3	3	0	0-0	0-0	0	0	0
G. Kragen	7	4	3	0-0	0-0	0	0	0	T. Cook	2	1	1	0-0	0-0	0	0	0
B. Maxie	7	1	6	0-0	0-0	0	1	0	C. Cota	1	0	1	0-0	0-0	0	0	0
P. Terrell	6	6	0	0-0	0-0	0	0	0	Total	81	51	30	1-14	1-10	3	1	1
M. Fox	6	4	2	0-0	0-0	0	0	0									
C. Bailey	5	5	0	0-0	0-0	0	0	0									
G. Williams	5	2	3	0-0	0-0	0	0	0									
L. Lathon	5	3	2	1-14	0-0	0	0	1									
E. Davis	4	4	0	0-0	0-0	1	0	0									

POSTSEASON HISTORY

NFC WILDCARD GAME
CAROLINA 29 — DALLAS 10

January 2, 2004
Ericsson Stadium • Charlotte, NC

WEATHER: Partly Cloudy, 63°, Wind SSW 9 mph - ATTENDANCE: 72,324 - TIME: 2:56

Behind a dominating defense, Carolina defeated the Dallas Cowboys, 29-10, at Ericsson Stadium to reach the second-round of the playoffs for the first time since the 1996 season. The Panthers held the Cowboys to 204 yards of total offense while not committing any penalties or turnovers.

Quarterback Jake Delhomme completed 18-of-29 passes for 273 yards and a touchdown, running back Stephen Davis rushed 26 times for 104 yards, wide receiver Steve Smith caught five passes for 135 yards and a touchdown, and kicker John Kasay converted on all five of his field goal attempts.

On Carolina's third play from scrimmage, Delhomme hit Smith in the flat, and Smith raced 70 yards to the Cowboys one-yard line. Four plays later Kasay booted his first field goal from 18 yards out, and the Panthers never looked back.

Carolina took advantage of field position later in the first quarter as Kasay made his second field goal, this time from 38 yards,

to give the Panthers a 6-0 lead. In the second quarter, Carolina started another drive in Dallas territory, and Davis rambled 23 yards for a touchdown to give the Panthers a 13-0 lead.

Cowboys kicker Billy Cundiff put Dallas on the board with a 37-yard field goal late in the second quarter. Carolina got one more field goal from Kasay to close out the first half leaving the score 16-3 at the break.

The Panthers added a 32-yard Delhomme-to-Smith touchdown pass and Kasay's fourth field goal to stretch the lead to 26-3 before Dallas answered with a nine-yard touchdown run by quarterback Quincy Carter. Kasay's fifth field goal with 3:12 remaining provided the final margin.

Panthers middle linebacker Dan Morgan led the defense with 12 tackles, while Al Wallace, Kris Jenkins and Reggie Howard contributed a sack a piece. Davis posted his eighth 100-yard rushing game of the season.

OFFICIALS

Referee — Walt Coleman (65) Umpire — Butch Hannah (40) Head Linesman — Paul Weidner (87) Line Judge — Ron Phares (10)
Field Judge — Scott Steenson (88) Side Judge — Dave Wyant (16) Back Judge — Perry Paganelli (46) Replay — Ted Campbell

STARTING LINEUPS

Dallas Cowboys						Carolina Panthers					
Offense			Defense			Offense			Defense		
WR	84	J. Galloway	LDE	98	G. Ellis	WR	87	M. Muhammad	LDE	90	J. Peppers
TE	82	J. Witten	LDT	99	W. Blade	LT	81	T. Steussie	LDT	99	B. Buckner
LT	76	F. Adams	RDT	97	L. Glover	LG	78	J. James	RDT	77	K. Jenkins
LG	73	L. Allen	RDE	96	E. Ekuban	C	60	J. Mitchell	RDE	93	M. Rucker
C	68	M. Lehr	SLB	51	A. Singleton	RG	65	K. Donnalley	SLB	53	G. Favors
RG	65	A. Gurode	MLB	59	D. Nguyen	RT	69	J. Gross	MLB	55	D. Morgan
RT	78	K. Vollers	WLB	52	D. Coakley	TE	84	J. Wiggins	WLB	54	W. Witherspoon
TE	86	D. Campbell	LCB	41	T. Newman	WR	89	S. Smith	LCB	24	R. Manning
WR	83	T. Glenn	RCB	27	M. Edwards	QB	17	J. Delhomme	RCB	23	R. Howard
QB	17	Q. Carter	SS	28	D. Woodson	FB	45	B. Hoover	SS	30	M. Minter
RB	42	T. Hambrick	FS	31	R. Williams	RB	48	S. Davis	FS	27	D. Grant

CAROLINA SUBSTITUTIONS: K 4 J. Kasay, P 10 T. Sauerbrun, RB 20 D. Foster, CB 21 T. Cousin, S 28 C. Branch, CB 29 D. Wesley, RB 32 R. Smart, RB 37 N. Goings, S 40 J. Cooper, LB 50 V. Ciurciu, LB 52 B. Allen, LB 56 J. Kyle, LB 57 L. Towns, T 71 M. Willig, G 72 B. Nelson, WR 81 R. Proehl, WR 85 K. Dyson, TE 86 K. Mangum, WR 88 K. Hankton, DE 96 A. Wallace, DE 97 K. Rasmussen, DT 98 S. Burton. DID NOT PLAY: QB 9 R. Peete INACTIVE: QB 16 C. Weinke, CB 31 W. Hampton, S 42 T. Tillman, TE 47 M. Battaglia, OL 76 T. Reyes, G 79 D. Brzezinski, DT 94 K. Moorehead.

		1	2	3	4	OT	TOTAL	FIELD GOALS (made() & missed)	
VISITOR	Dallas Cowboys	0	3	0	7	—	10	B. Cundiff (37)	
HOME	Carolina Panthers	6	10	7	6	—	29	J. Kasay (18) (38) (19) (32) (34)	

Team	Qtr	Clock Time	PLAY DESCRIPTION (Extra Point) (Drive Info)	SCORE	
				Visitor	Home
PANTHERS	1	8:40	J. Kasay 18 yd. Field Goal (7-77, 3:47)	0	3
PANTHERS	1	1:02	J. Kasay 38 yd. Field Goal (7-21, 1:57)	0	6
PANTHERS	2	6:10	S. Davis 23 yd. run (J. Kasay kick) (8-51, 3:49)	0	13
COWBOYS	2	1:12	B. Cundiff 37 yd. Field Goal (10-59 4:58)	3	13
PANTHERS	2	0:01	J. Kasay 19 yd. Field Goal (6-71, 1:11)	3	16
PANTHERS	3	9:44	S. Smith 32 yd. pass from J. Delhomme (J. Kasay kick) (4-63,1:28)	3	23
PANTHERS	4	12:45	J. Kasay 32 yd. Field Goal (10-46, 5:43)	3	26
COWBOYS	4	7:36	Q. Carter 9 yd. run (B. Cundiff kick) (9-47, 5:09)	10	26
PANTHERS	4	3:12	J. Kasay 34 yd. Field Goal (4-5-, 1:47)	10	29

ADMINISTRATION
& COACHES

VETERANS

ROOKIES

2012 IN REVIEW

RECORDS

TEAM HISTORY

REFERENCE

POSTSEASON HISTORY

FINAL INDIVIDUAL STATISTICS

Dallas Cowboys

	ATT	YDS	AVG	LG	TD
RUSHING					
T. Hambrick	8	29	3.6	16	0
Q. Carter	4	25	6.3	9t	1
R. Anderson	6	18	3.0	5	0
Total	18	72	4.0	16	1

	ATT	CMP	YDS	SK/YD	TD	LG	IN	RTG.
PASSING								
Q. Carter	36	21	154	3/22	0	28	1	56.9
Total	36	21	154	3/22	0	28	1	56.9

	NO	YDS	AVG	LG	TD
PASS RECEIVING					
R. Anderson	7	20	2.9	12	0
J. Galloway	4	59	14.8	28	0
T. Glenn	4	38	9.5	21	0
J. Witten	4	30	7.5	12	0
A. Bryant	1	4	4.0	4	0
T. Hambrick	1	3	3.0	3	0
Total	21	154	7.3	28	0

	NO	YDS	AVG	LG	TD
INTERCEPTIONS					
Total	0	0	0.0	0	0

	NO	YDS	AVG	LG	TD
PUNTING					
T. Gowin	7	252	38.0	0	1
Total	7	252	38.0	0	1

	NO	YDS	AVG	FC	LG	TD
PUNT RETURNS						
J. Galloway	4	22	5.5	0	10	0
(TOUCHBACK)	1	0	0.0	0	0	0
Returns	4	22	5.5	0	10	0

	NO	YDS	AVG	FC	LG	TD
KICKOFF RETURNS						
M. Bates	7	172	24.6	0	41	0
T. Walter	1	7	7.0	0	7	0
Returns	8	179	22.4	0	41	0

	Fum	Own Rec.	Yds	TD	FF	Opp. Rec.	Yds	TD	Out Bnds
FUMBLES									
R. Anderson	1	0	0	0	0	0	0	0	0
R. Williams	0	0	0	0	1	0	0	0	0
Total	1	0	0	0	1	0	0	0	0

Carolina Panthers

	ATT	YDS	AVG	LG	TD
RUSHING					
S. Davis	26	104	4.0	23t	1
M. Muhammad	1	6	6.0	6	0
B. Hoover	1	1	1.0	1	0
D. Foster	4	-2	-0.5	3	0
J. Delhomme	2	-2	-1.0	-1	0
Total	34	107	3.1	23t	1

	ATT	CMP	YDS	SK/YD	TD	LG	IN	RTG.
PASSING								
J. Delhomme	29	18	273	1/0	1	70	0	104.5
Total	29	18	273	1/0	1	70	0	104.5

	NO	YDS	AVG	LG	TD
PASS RECEIVING					
S. Smith	5	135	27.0	70	1
M. Muhammad	4	103	25.8	57	0
B. Hoover	2	13	6.5	7	0
D. Foster	2	12	6.0	12	0
J. Wiggins	2	1	0.5	6	0
R. Proehl	1	7	7.0	7	0
S. Davis	1	2	2.0	2	0
K. Mangum	1	0	0.0	0	0
Total	18	273	15.2	70	1

	NO	YDS	AVG	LG	TD
INTERCEPTIONS					
J. Peppers	1	34	34.0	34	0
Total	1	34	34.0	34	0

	NO	YDS	AVG	LG	TD
PUNTING					
T. Sauerbrun	5	242	48.4	1	0
Total	5	242	48.4	1	0

	NO	YDS	AVG	FC	LG	TD
PUNT RETURNS						
S. Smith	3	13	4.3	1	7	0
(DOWNED)	2	0	0.0	0	0	0
(OUT OF BOUNDS)	1	0	0.0	0	0	0
Returns	3	13	4.3	1	7	0

	NO	YDS	AVG	FC	LG	TD
KICKOFF RETURNS						
R. Smart	2	48	24.0	0	26	0
S. Smith	1	11	11.0	0	11	0
Returns	3	59	19.7	0	26	0

	Fum	Own Rec.	Yds	TD	FF	Opp. Rec.	Yds	TD	Out Bnds
FUMBLES									
M. Muhammad	1	1	0	0	0	0	0	0	0
W. Witherspoon	0	0	0	0	1	0	0	0	0
M. Minter	0	0	0	0	1	0	0	0	0
Total	1	1	0	0	1	0	0	0	0

FINAL TEAM STATISTICS

	VISITOR COWBOYS	HOME PANTHERS	VISITOR COWBOYS	HOME PANTHERS
TOTAL FIRST DOWNS	10	16	FGs -- PATs Had Blocked	0-0
By Rushing	3	6	Net punting average	34.1
By Passing	7	9	TOTAL RETURN YARDAGE (Not Including Kickoffs)	22
By Penalty	0	1	No. and Yards Punt Returns	4-22
THIRD DOWN EFFICIENCY	3-14-21%	6-15-40%	No. and Yards Kickoff Returns	8-179
FOURTH DOWN EFFICIENCY	2-3-67%	0-0-0%	No. and Yards Interception Returns	0-0
TOTAL NET YARDS	204	380	PENALTIES Number and Yards	2-11
Total Offensive Plays (inc. times thrown passing)	57	64	FUMBLES Number and Lost	1-1
Average gain per offensive play	3.6	5.9	TOUCHDOWNS	1
NET YARDS RUSHING	72	107	Rushing	1
Total Rushing Plays	18	34	Passing	0
Average gain per rushing play	4.0	3.1	EXTRA POINTS Made-Attempts	1-1
Tackles for a loss -- number and yards	1-2	4-8	Kicking Made-Attempts	1-1
NET YARDS PASSING	132	273	FIELD GOALS Made-Attempts	1-1
Times thrown -- yards lost attempting to pass	3-22	1-0	RED ZONE EFFICIENCY	1-2-50%
Gross yards passing	154	273	GOAL TO GO EFFICIENCY	0-0-0%
PASS ATTEMPTS-COMPLETIONS-HAD INTERCEPTED	36-21-1	29-18-0	SAFETIES	0
Average gain per pass play (inc. # thrown passing)	3.4	9.1	FINAL SCORE	10
KICKOFFS Number-In End Zone-Touchbacks	3-0-0	8-0-0	TIME OF POSSESSION	25:37
PUNTS Number and Average	7-36.0	5-48.4		34:23
Had Blocked	0	0		

DEFENSIVE STATISTICS (based on coaches' film review)

Player	TT	S	A	S-yds	I-yds	PD	FF	FR	Player	TT	S	A	S-yds	I-yds	PD	FF	FR
D. Morgan	12	7	5	0-0	0-0	1	0	0	B. Buckner	2	1	1	0-0	0-0	1	0	0
R. Howard	9	5	4	1-9	0-0	0	0	0	K. Jenkins	2	2	0	1-4	0-0	1	0	0
W. Witherspoon	8	7	1	0-0	0-0	1	1	0	J. Peppers	2	1	1	0-0	1-34	0	0	0
G. Favors	7	4	3	0-0	0-0	1	0	0	T. Cousin	2	2	0	0-0	0-0	0	0	0
M. Minter	6	2	4	0-0	0-0	3	0	1	A. Wallace	2	0	2	1-9	0-0	0	0	0
M. Rucker	4	3	1	0-0	0-0	0	0	0	C. Branch	1	1	0	0-0	0-0	0	0	0
S. Burton	3	1	2	0-0	0-0	0	0	0	Total	66	40	26	3-22	1-34	10	1	1
D. Grant	3	2	1	0-0	0-0	0	0	0									
R. Manning	3	2	1	0-0	0-0	2	0	0									

POSTSEASON HISTORY

NFC DIVISIONAL PLAYOFFS

CAROLINA 29 – ST. LOUIS 23 (2 OT)

January 10, 2004
Edward Jones Dome • St. Louis, MO

WEATHER: Played Indoors on Artificial Turf - ATTENDANCE: 66,165 - TIME: 4:06

The Panthers defeated the host St. Louis Rams 29-23 in double overtime at the Edward Jones Dome to earn their second trip to the NFC Championship Game. Steve Smith took a pass from Jake Delhomme and sprinted to a game-winning touchdown to closeout the game, the fifth-longest in NFL history and the longest ever for the Panthers.

The Carolina defense held the Rams to two field goals in the first half before Panthers wide receiver Muhsin Muhammad recovered a deflected lateral by Delhomme in the end zone for a touchdown. Each team added a field goal each, to give the Panthers a one-point lead at the half, 10-9.

The Panthers built an 11-point lead in the fourth quarter off a Brad Hoover touchdown and John Kasay field goal, but the Rams scored 11 points in the last 2:39 of regulation to force overtime.

The Panthers took the opening drive of overtime to the St. Louis 22-yard line, but a delay-of-game penalty canceled Kasay's successful 40-yard field goal. Kasay then missed the second attempt three plays later from 45 yards out.

The Rams drove to the Carolina 35-yard line on their first possession in overtime, but kicker Jeff Wilkins, who had already made five field goals, was inches short on a 53-yard attempt.

The Rams then drove to the Panthers 38-yard line on their ensuing possession when cornerback Ricky Manning Jr. outwrestled Rams receiver Torry Holt for the ball and came down with the interception.

Facing third-and-14 from their own 31-yard line on the first play of the second overtime, Delhomme hit Smith on a slant pattern for 69 yards and the game-winning points.

The Panthers outgained the Rams 485 yards to 380, including 216 to 64 in rushing yardage. They won the time of possession battle 41:06 to 34:04 and held the Rams to just six possessions and 12 points through the first three quarters.

Delhomme completed 16-of-26 passes for 290 yards, with one touchdown and one interception for a quarterback rating of 96.6. Running back DeShaun Foster stepped in for an injured Stephen Davis, who left the game in the second quarter, and contributed 95 yards on 21 carries.

OFFICIALS

Referee — Mike Carey (94) Umpire — Carl Paganelli (124) Head Linesman — Tony Veteri (36) Line Judge — Gary Arthur (108)
Field Judge — Bill Lovett (98) Side Judge — Laird Hayes (125) Back Judge — Tony Steratore (112) Replay — Al Hynes

STARTING LINEUPS

Carolina Panthers

Offense			Defense		
WR	87	M. Muhammad	LDE	90	J. Peppers
LT	75	T. Steussie	LDT	99	B. Buckner
LG	78	J. James	RDT	77	K. Jenkins
C	60	J. Mitchell	RDE	93	M. Rucker
RG	65	K. Donnalley	SLB	53	G. Favors
RT	69	J. Gross	MLB	55	D. Morgan
TE	86	K. Mangum	WLB	54	W. Witherspoon
WR	89	S. Smith	LCB	24	R. Manning
QB	17	J. Delhomme	RCB	23	R. Howard
WR	81	R. Proehl	SS	30	M. Minter
RB	48	S. Davis	FS	27	D. Grant

St. Louis Rams

Offense			Defense		
WR	81	T. Holt	LE	92	M. Strahan
LT	76	O. Pace	LT	97	C. Griffin
LG	67	A. McCollum	RT	75	K. Hamilton
C	64	D. Wohlabaugh	RE	99	K. Washington
RG	62	A. Timmerman	SLB	53	S. Short
RT	68	K. Turley	MLB	58	M. Barrow
TE	86	V. Shiancoe	WLB	55	D. Jones
WR	85	D. Tyree	LCB	31	I. Chafflton
QB	3	J. Palmer	RCB	41	F. Walker
RB	21	T. Barber	SS	37	J. Harris
FB	20	J. Finn	FS	23	O. Stoutmire

CAROLINA SUBSTITUTIONS: K 4 J. Kasay, P 10 T. Sauerbrun, RB 20 D. Foster, CB 21 T. Cousin, S 28 C. Branch, CB 29 D. Wesley, RB 32 R. Smart, RB 37 N. Goings, S 42 T. Tillman, FB 45 B. Hoover, LB 50 V. Ciurciu, LB 52 B. Allen, LB 56 J. Kyle, LB 57 L. Towns, T 71 M. Willig, G 72 B. Nelson, TE 84 J. Wiggins, WR 85 K. Dyson, WR 88 K. Hankton, DE 96 A. Wallace, DE 97 K. Rasmussen, 98 S. Burton. DID NOT PLAY: QB 9 R. Peete. INACTIVE: QB 16 C. Weinke, CB 31 W. Hampton, S 40 J. Cooper, TE 47 M. Battaglia OL 76 T. Reyes, G 79 D. Brzezinski, WR 80 E. Baker, DT 94 K. Morehead,

		1	2	3	4	OT	TOTAL	FIELD GOALS (made() & missed)	
VISITOR	Carolina Panthers	0	10	6	7	6	29	J. Kasay (45) (52) (34) 53LU 45WR	
HOME	St. Louis Rams	3	6	3	11	0	23	J. Wilkins (20) (26) (24) (51) (33) 53SH	

Team	Qtr	Clock Time	PLAY DESCRIPTION (Extra Point) (Drive Info)	SCORE	
				Visitor	Home
RAMS	1	5:34	J. Wilkins 20 yd. Field Goal (11-81, 6:37)	0	3
RAMS	2	13:46	J. Wilkins 26 yd. Field Goal (6-17, 2:15)	0	6
PANTHERS	2	11:22	M. Muhammad fumble recovery in end zone (J. Kasay kick) (6-68, 2:04)	7	6
RAMS	2	6:58	J. Wilkins 24 yd. Field Goal (8-48, 4:24)	7	9
PANTHERS	2	1:07	J. Kasay 45 yd. Field Goal (9-32, 5:51)	10	9
RAMS	3	11:25	J. Wilkins 51 yd. Field Goal (8-42, 3:35)	10	12
PANTHERS	3	7:45	J. Kasay 52 yd. Field Goal (7-49, 3:40)	13	12
PANTHERS	3	0:43	J. Kasay 34 yd. Field Goal (13-64, 6:29)	16	12
PANTHERS	4	8:50	B. Hoover 7 yd. run (J. Kasay kick) (7-73, 4:18)	23	12
RAMS	4	2:39	M. Faulk 1 yd. run (M. Bulger-D. Looker pass) (15-57, 3:50)	23	20
RAMS	4	0:00	J. Wilkins 33 yd. Field Goal (5-43, 2:29)	23	23
PANTHERS	6	14:50	S. Smith 69 yd. pass from J. Delhomme (3-65, 1:11)	29	23

ADMINISTRATION
& COACHES

VETERANS

ROOKIES

2012 IN REVIEW

RECORDS

TEAM HISTORY

REFERENCE

POSTSEASON HISTORY

FINAL INDIVIDUAL STATISTICS

Carolina Panthers

RUSHING	ATT	YDS	AVG	LG	TD
D. Foster	21	95	4.5	17	0
S. Davis	6	86	14.3	64	0
N. Golings	6	22	3.7	9	0
B. Hoover	2	9	4.5	7	1
S. Smith	1	7	7.0	7	0
M. Muhammad	1	3	3.0	3	0
J. Delhomme	4	-6	-1.5	2	0
Total	41	216	5.3	64	1

St. Louis Rams

RUSHING	ATT	YDS	AVG	LG	TD
M. Faulk	19	53	2.8	8	1
M. Bulger	4	11	2.8	7	0
Total	23	64	2.8	8	1

PASSING	ATT	CMP	YDS	SK/YD	TD	LG	IN	RTG.
J. Delhomme	26	16	290	3/21	1	69t	1	96.6
S. Smith	1	0	0	0/0	0	0	0	39.6
Total	27	16	290	3/21	1	69t	1	93.1

PASSING	ATT	CMP	YDS	SK/YD	TD	LG	IN	RTG.
M. Bulger	46	27	332	2/16	0	28	3	53.9
Total	46	27	332	2/16	0	28	3	53.9

PASS RECEIVING	NO	YDS	AVG	LG	TD
S. Smith	6	163	27.2	69t	1
M. Muhammad	5	70	14.0	24	0
B. Hoover	2	16	8.0	11	0
J. Wiggins	1	21	21.0	21	0
N. Golings	1	12	12.0	12	0
D. Foster	1	8	8.0	8	0
Total	16	290	18.1	69t	1

PASS RECEIVING	NO	YDS	AVG	LG	TD
M. Faulk	9	78	8.7	25	0
I. Bruce	7	116	16.6	26	0
M. Furrey	4	30	7.5	10	0
D. Looker	2	31	15.5	24	0
T. Holt	2	21	10.5	13	0
C. Cleeland	1	28	28.0	28	0
B. Manumaleuna	1	19	19.0	19	0
J. Goodspeed	1	9	9.0	9	0
Total	27	332	12.3	28	0

INTERCEPTIONS	NO	YDS	AVG	LG	TD
D. Grant	1	16	16.0	16	0
R. Manning	1	0	0.0	0	0
M. Minter	1	-1	-1.0	-1	0
Total	3	15	5.0	16	0

INTERCEPTIONS	NO	YDS	AVG	LG	TD
T. Polley	1	37	37.0	37	0
Total	1	37	37.0	37	0

PUNTING	NO	YDS	AVG	TB	IN20	LG
T. Sauerbrun	2	73	36.5	0	2	40
Total	2	73	36.5	0	2	40

PUNTING	NO	YDS	AVG	TB	IN20	LG
S. Landeta	1	46	46.0	0	0	46
Total	1	46	46.0	0	0	46

PUNT RETURNS	NO	YDS	AVG	FC	LG	TD
S. Smith	0	0	0.0	1	0	0
Returns	0	0	0.0	1	0	0

PUNT RETURNS	NO	YDS	AVG	FC	LG	TD
D. Looker	0	0	0.0	1	0	0
M. Furrey	0	0	0.0	1	0	0
Returns	0	0	0.0	2	0	0

KICKOFF RETURNS	NO	YDS	AVG	FC	LG	TD
R. Smart	5	123	24.6	0	30	0
B. Hoover	1	19	19.0	0	19	0
Returns	6	142	23.7	0	30	0

KICKOFF RETURNS	NO	YDS	AVG	FC	LG	TD
A. Harris	5	124	24.8	0	33	0
(TOUCHBACK)	1	0	0.0	0	0	0
Returns	5	124	24.8	0	33	0

FUMBLES	Fum	Own Rec.	Yds	TD	FF	Opp. Rec.	Yds	TD	Out Bnds
J. Delhomme	1	0	0	0	0	0	0	0	0
M. Muhammad	0	1	0	1	0	0	0	0	0
Total	1	1	0	1	0	0	0	0	0

FUMBLES	Fum	Own Rec.	Yds	TD	FF	Opp. Rec.	Yds	TD	Out Bnds
L. Little	0	0	0	0	1	0	0	0	0
Total	0	0	0	0	1	0	0	0	0

FINAL TEAM STATISTICS

	VISITOR PANTHERS	HOME RAMS
TOTAL FIRST DOWNS	24	23
By Rushing	10	4
By Passing	12	17
By Penalty	2	2
THIRD DOWN EFFICIENCY	9-17-53%	5-13-38%
FOURTH DOWN EFFICIENCY	0-0-0%	1-1-100%
TOTAL NET YARDS	485	380
Total Offensive Plays (inc. times thrown passing)	71	71
Average gain per offensive play	6.8	5.4
NET YARDS RUSHING	216	64
Total Rushing Plays	41	23
Average gain per rushing play	5.3	2.8
Tackles for a loss - number and yards	8-23	1-1
NET YARDS PASSING	269	316
Times thrown - yards lost attempting to pass	3-21	2-16
Gross yards passing	290	332
PASS ATTEMPTS-COMPLETIONS-HAD INTERCEPTED	27-16-1	46-27-3
Average gain per pass play (inc. # thrown passing)	9.0	6.6
KICKOFFS Number-In End Zone-Touchbacks	6-1-1	7-2-0
PUNTS Number and Average	2-36.5	1-46.0
Had Blocked	0	0

	VISITOR PANTHERS	HOME RAMS
FGs - PATs Had Blocked	0-0	0-0
Net punting average	36.5	46.0
TOTAL RETURN YARDAGE (Not Including Kickoffs)	15	37
No. and Yards Punt Returns	0-0	0-0
No. and Yards Kickoff Returns	6-142	5-124
No. and Yards Interception Returns	3-15	1-37
PENALTIES Number and Yards	13-92	5-33
FUMBLES Number and Lost	1-0	0-0
TOUCHDOWNS	3	1
Rushing	1	1
Passing	1	0
Fumbles	1	0
EXTRA POINTS Made-Attempts	2-2	1-1
Kicking Made-Attempts	2-2	0-0
Passing Made-Attempts	0-0	1-1
FIELD GOALS Made-Attempts	3-5	5-6
RED ZONE EFFICIENCY	2-3-67%	1-5-20%
GOAL TO GO EFFICIENCY	2-2-100%	1-2-50%
SAFETIES	0	0
FINAL SCORE	29	23
TIME OF POSSESSION	41:06	34:04

DEFENSIVE STATISTICS (based on coaches' film review)

Player	TT	S	A	S-yds	I-yds	PD	FF	FR
M. Minter	13	10	3	0-0	1-1	0	0	0
D. Grant	11	7	4	0-0	1-16	1	0	0
R. Howard	8	6	2	0-0	0-0	0	0	0
R. Manning	8	5	3	0-0	1-0	1	0	0
D. Morgan	8	4	4	0-0	0-0	0	0	0
J. Peppers	6	4	2	1-10	0-0	2	0	0
B. Buckner	5	4	1	0-0	0-0	1	0	0
T. Cousin	5	1	4	0-0	0-0	0	0	0
W. Witherspoon	4	2	2	0-0	0-0	0	0	0

Player	TT	S	A	S-yds	I-yds	PD	FF	FR
M. Rucker	3	2	1	0-0	0-0	0	0	0
G. Favors	3	2	1	1-6	0-0	0	0	0
K. Jenkins	2	2	0	0-0	0-0	0	0	0
S. Burton	2	2	0	0-0	0-0	0	0	0
D. Wesley	2	2	0	0-0	0-0	0	0	0
B. Allen	1	1	0	0-0	0-0	0	0	0
Total	81	54	27	2-16	3-15	5	0	0

POSTSEASON HISTORY

NFC CHAMPIONSHIP

CAROLINA 14 – PHILADELPHIA 3

January 18, 2004
Lincoln Financial Field • Philadelphia, PA

WEATHER: Mostly Cloudy, 33°, Wind WNW 19 mph - ATTENDANCE: 67,862 - TIME: 2:58

In just their ninth season of existence, the Panthers claimed a bid to Super Bowl XXXVIII by defeating the Philadelphia Eagles 14-3 at Lincoln Financial Field in the NFC Championship game. Carolina took advantage of four interceptions, three by rookie cornerback Ricky Manning, to hold the Philadelphia offense to only one field goal.

The first quarter was scoreless as both teams punted twice. Early in the second quarter, a Carolina fumble was recovered by Jermaine Wiggins to gain the first down and allow the Panthers to continue what would be the first scoring drive of the game.

On first-and-10 from the Philadelphia 24-yard line, Delhomme hit wide receiver Muhsin Muhammad in the end zone for the score. A John Kasay PAT kick gave the Panthers a 7-0 lead.

The Eagles answered with a 14-play, 44-yard drive that culminated with a 41-yard field goal by David Akers. The Eagles were driving again in the final two minutes of the half when Manning grabbed his first interception.

On the opening drive of the second half, the Eagles drove to the

Panthers 18-yard line, but Manning again came up with the big play, intercepting Donovan McNabb at the 14-yard line.

A hit by Mike Minter on Eagles wide receiver James Thrash enabled Manning to record his third interception and put the Panthers in position for their final score. With 4:18 remaining in the third quarter, running back DeShaun Foster produced the game's second touchdown, breaking five tackles and reaching over the goal line on a one-yard run.

The Eagles went three-and-out on their final two possessions of the third quarter, and their final threat ended midway through the fourth quarter when backup quarterback Koy Detmer, who replaced an injured McNabb, was intercepted by Dan Morgan at the Carolina 11-yard line to thwart the Eagles final significant scoring opportunity.

Morgan led Carolina with 13 tackles and one interception while Brentson Buckner contributed 1.5 sacks. Running back Stephen Davis added 76 yards on 19 carries as the Panthers rushed for a total of 155 yards.

OFFICIALS

Referee — Bernie Kukar (86) Umpire — Bill Schuster (129) Head Linesman — Mark Baltz (26) Line Judge — Tom Barnes (55)
Field Judge — Steve Zimmer (33) Side Judge — Tom Hill (97) Back Judge — Jim Howey (37) Replay — Dean Blandino

STARTING LINEUPS

Carolina Panthers						Philadelphia Eagles					
Offense			Defense			Offense			Defense		
WR	87	M. Muhammad	LDE	90	J. Peppers	WR	87	T. Pinkston	LDE	98	B. Whiting
LT	75	T. Steussie	LDT	99	B. Buckner	LT	72	T. Thomas	LDT	90	C. Simon
LG	78	J. James	RDT	77	K. Jenkins	LG	76	J. Welbourn	RDT	97	D. Walker
C	60	J. Mitchell	RDE	93	M. Rucker	C	63	H. Fraley	RDE	94	N.D. Kalu
RG	65	K. Donnalley	CB	21	T. Cousin	RG	66	B. Williams	WILL	54	N.Wayne
RT	69	J. Gross	MLB	55	D. Morgan	RT	69	J. Runyan	MLB	53	M.Simoneau
TE	86	K. Mangum	WLB	54	W. Witherspoon	TE	89	C. Lewis	SAM	58	Ik. Reese
WR	89	S. Smith	LCB	24	R. Manning	WR	80	J. Thrash	LCB	23	T. Vincent
QB	17	J. Delhomme	RCB	23	R. Howard	RB	34	R. Mahe	RCB	21	B. Taylor
TE	84	J. Wiggins	SS	30	M. Minter	RB	22	D. Staley	SS	32	M. Lewis
RB	48	S. Davis	FS	27	D. Grant	QB	5	D. McNabb	FS	20	B. Dawkins

CAROLINA SUBSTITUTIONS: K 4 J. Kasay, P 10 T. Sauerbrun, RB 20 D. Foster, S 28 C. Branch, CB 29 D. Wesley, RB 32 R. Smart, RB 37 N. Goings, S 40 J. Cooper, FB 45 B. Hoover, LB 50 V. Ciurciu, LB 52 B. Allen, LB 53 G. Favors, LB 56 J. Kyle, LB 57 L. Towns, T 71 M. Willig, G 72 B. Nelson, WR 81 R. Proehl, WR 85 K. Dyson, WR 86 K. Hantton, DE 98 A. Wallace, DE 97 K. Rasmussen, 98 S. Burton. DID NOT PLAY: QB 9 R. Peete. INACTIVE: QB 16 C. Weinke, CB 31 W. Hampton, S 42 T. Tillman, TE 47 M. Battaglia OL 76 T. Reyes, G 79 D. Brzezinski, WR 80 E. Baker, DT 94 K. Morehead.

		1	2	3	4	OT	TOTAL	FIELD GOALS (made() & missed)	
VISITOR	Carolina Panthers	0	7	7	0	-	14		
HOME	Philadelphia Eagles	0	3	0	0	-	3	J. Akers (41)	

Team	Qtr	Clock Time	PLAY DESCRIPTION (Extra Point) (Drive Info)	SCORE	
				Visitor	Home
PANTHERS	2	10:12	M. Muhammad 24 yd. pass from J. Delhomme (J. Kasay kick) (8-79, 4:48)	7	0
EAGLES	2	2:56	J. Akers 41 yd. Field Goal (14-44, 7:16)	0	3
PANTHERS	3	4:11	D. Foster 1 yd. run (J. Kasay kick) (4-37, 2:07)	14	3

ADMINISTRATION
& COACHES

VETERANS

ROOKIES

2012 IN REVIEW

RECORDS

TEAM HISTORY

REFERENCE

POSTSEASON HISTORY

FINAL INDIVIDUAL STATISTICS

Carolina Panthers

RUSHING	ATT	YDS	AVG	LG	TD
S. Davis	19	76	4.0	15	0
D. Foster	14	60	4.3	13	1
J. Delhomme	4	7	1.8	10	0
M. Muhammad	1	5	5.0	5	0
R. Smart	1	5	5.0	5	0
B. Hoover	1	2	2.0	2	0
Total	40	155	3.9	15	1

Philadelphia Eagles

RUSHING	ATT	YDS	AVG	LG	TD
D. Staley	13	79	6.1	18	0
C. Buckhalter	11	48	4.4	9	0
D. McNabb	2	10	5.0	7	0
Total	26	137	5.3	18	0

PASSING	ATT	CMP	YDS	SK/YD	TD	LG	IN	RTG.
J. Delhomme	14	9	101	0/0	1	24	0	109.5
Total	14	9	101	0/0	1	24	0	109.5

PASSING	ATT	CMP	YDS	SK/YD	TD	LG	IN	RTG.
D. McNabb	22	10	100	4/28	0	23	3	19.3
K. Determer	14	7	88	1/8	0	27	1	40.2
Total	36	17	188	5/36	0	27	4	23.6

PASS RECEIVING	NO	YDS	AVG	LG	TD
S. Smith	3	26	8.7	15	0
M. Muhammad	2	39	19.5	24	1
S. Davis	1	21	21.0	21	0
B. Hoover	1	6	6.0	6	0
D. Foster	1	6	6.0	6	0
N. Goings	1	3	3.0	3	0
Total	9	101	11.2	24	1

PASS RECEIVING	NO	YDS	AVG	LG	TD
C. Lewis	4	69	17.3	27	0
F. Mitchell	4	38	9.5	12	0
D. Staley	4	33	8.3	19	0
C. Buckhalter	2	26	13.0	23	0
L. Smith	1	12	12.0	12	0
J. Thrash	1	9	9.0	9	0
J. Ritchie	1	1	1.0	1	0
Total	17	188	11.1	27	0

INTERCEPTIONS	NO	YDS	AVG	LG	TD
R. Manning	3	15	5.0	13	0
D. Morgan	1	2	2.0	2	0
Total	4	13	3.3	13	0

INTERCEPTIONS	NO	YDS	AVG	LG	TD
Total	0	0	0.0	0	0

PUNTING	NO	YDS	AVG	TB	IN20	LG
T. Sauerbrun	7	285	40.7	1	2	59
J. Kasay	1	21	21.0	0	1	21
Total	8	306	38.3	1	3	59

PUNTING	NO	YDS	AVG	TB	IN20	LG
D. Johnson	4	147	36.8	1	1	54
Total	4	147	36.8	1	1	54

PUNT RETURNS	NO	YDS	AVG	FC	LG	TD
S. Smith	0	0	0.0	1	0	0
(DOWNED)	0	0	0.0	0	0	0
(OUT OF BOUNDS)	1	0	0.0	0	0	0
(TOUCHBACK)	1	0	0.0	0	0	0
Returns	0	0	0.0	1	0	0

PUNT RETURNS	NO	YDS	AVG	FC	LG	TD
L. Sheppard	1	11	11.0	0	11	0
R. Mahe	1	3	3.0	0	3	0
(DOWNED)	4	0	0.0	0	0	0
(OUT OF BOUNDS)	1	0	0.0	0	0	0
(TOUCHBACK)	1	0	0.0	0	0	0
Returns	2	14	7.0	2	0	0

KICKOFF RETURNS	NO	YDS	AVG	FC	LG	TD
R. Smart	1	40	40.0	0	40	0
K. Dyson	1	17	17.0	0	17	0
Returns	2	57	28.5	0	40	0

KICKOFF RETURNS	NO	YDS	AVG	FC	LG	TD
J. Thrash	3	62	20.7	0	21	0
Returns	3	62	20.7	0	21	0

FUMBLES	Fum	Own Rec.	Yds	TD	FF	Rec.	Yds	TD	Out Bnds
D. Foster	1	0	0	0	0	0	0	0	0
J. Wiggins	0	1	0	0	0	0	0	0	0
J. Cooper	0	0	0	0	1	0	0	0	0
Total	1	1	0	0	1	0	0	0	0

FUMBLES	Fum	Own Rec.	Yds	TD	FF	Rec.	Yds	TD	Out Bnds
L. Sheppard	1	0	0	0	0	0	0	0	0
Q. Mikell	0	1	0	0	0	0	0	0	0
W. Reese	0	0	0	0	1	0	0	0	0
Total	1	1	0	0	1	0	0	0	0

FINAL TEAM STATISTICS

	VISITOR PANTHERS	HOME EAGLES
TOTAL FIRST DOWNS	14	18
By Rushing	8	8
By Passing	4	7
By Penalty	1	3
THIRD DOWN EFFICIENCY	4-13-31%	2-13-15%
FOURTH DOWN EFFICIENCY	0-0-0%	1-2-50%
TOTAL NET YARDS	256	289
Total Offensive Plays (inc. times thrown passing)	54	67
Average gain per offensive play	4.7	4.3
NET YARDS RUSHING	155	137
Total Rushing Plays	40	26
Average gain per rushing play	3.9	5.3
Tackles for a loss - number and yards	2-6	0-0
NET YARDS PASSING	101	152
Times thrown - yards lost attempting to pass	0-0	5-36
Gross yards passing	101	188
PASS ATTEMPTS-COMPLETIONS-HAD INTERCEPTED	14-9-0	36-17-4
Average gain per pass play (inc. # thrown passing)	7.2	3.7
KICKOFFS Number-In End Zone-Touchbacks	3-0-0	2-1-0
PUNTS Number and Average	8-38.3	4-36.8
Had Blocked	0	0

	VISITOR PANTHERS	HOME EAGLES
FGs - PATs Had Blocked	0-0	0-0
Net punting average	34.0	31.8
TOTAL RETURN YARDAGE (Not Including Kickoffs)	13	14
No. and Yards Punt Returns	0-0	2-14
No. and Yards Kickoff Returns	2-57	3-62
No. and Yards Interception Returns	4-13	0-0
PENALTIES Number and Yards	5-35	4-34
FUMBLES Number and Lost	1-0	1-0
TOUCHDOWNS	2	0
Rushing	1	0
Passing	1	0
EXTRA POINTS Made-Attempts	2-2	0-0
Kicking Made-Attempts	2-2	0-0
FIELD GOALS Made-Attempts	0-0	1-1
RED ZONE EFFICIENCY	1-1-100%	0-0-0%
GOAL TO GO EFFICIENCY	1-1-100%	0-2-0%
SAFETIES	0	0
FINAL SCORE	14	3
TIME OF POSSESSION	30:11	29:49

DEFENSIVE STATISTICS (based on coaches' film review)

Player	TT	S	A	S-yds	I-yds	PD	FF	FR
D. Morgan	12	6	6	0-0	1-2	0	0	0
D. Grant	9	5	4	0-0	0-0	1	0	0
W. Witherspoon	9	5	4	1-7	0-0	0	0	0
T. Cousin	8	5	3	0-0	0-0	1	0	0
M. Minter	6	5	1	5-7.5	0-0	2	1	0
R. Howard	6	4	2	0-0	0-0	2	0	0
M. Rucker	4	3	1	1-7	0-0	0	0	0
B. Buckner	4	2	2	1.5-10.5	0-0	0	0	0
R. Manning	3	2	1	0-0	3-15	2	0	0

Player	TT	S	A	S-yds	I-yds	PD	FF	FR
S. Burton	2	1	1	5-4	0-0	0	0	0
J. Peppers	1	1	0	0-0	0-0	0	0	0
G. Favors	1	1	0	0-0	0-0	0	0	0
K. Jenkins	1	0	1	0-0	0-0	0	0	0
A. Wallace	1	0	1	5-7.5	0-0	0	0	0
Total	67	40	27	5-36.5	3-13	8	1	0

POSTSEASON HISTORY

SUPER BOWL XXXVIII

NEW ENGLAND 32 — CAROLINA 29

February 1, 2004
Reliant Stadium • Houston, TX

WEATHER: Played indoors on grass - ATTENDANCE: 71,525 - TIME: 4:05

In their first Super Bowl, the Carolina Panthers scored 19 fourth-quarter points to tie New England with one minute remaining, but kicker Adam Vinatieri converted a 41-yard field goal to give the Patriots a 32-29 victory for their second Super Bowl victory in three seasons.

The first quarter was scoreless, with help from the Panthers defense who kept New England off the board by blocking one Vinatieri field goal and withstanding another missed attempt.

In the second quarter, a Carolina fumble on the 19-yard line was recovered by defensive tackle Richard Seymour and set up a Tom Brady five-yard touchdown pass to Deion Branch. The touchdown broke the tie with 3:10 remaining in the half, the longest a Super Bowl had ever gone without a score.

Quarterback Jake Delhomme led the Panthers on an eight-play, 95-yard drive, the second longest in Super Bowl history, that culminated with a Delhomme-to-Steven Smith touchdown pass from 39 yards out.

Brady completed four of six passes for 78 yards, and with 23 seconds remaining in the half, hit wide receiver David Givens with another five-yard touchdown pass to put the Patriots back in front, 14-7.

Kris Manganum returned a kickoff to the Panthers 47-yard line and after a 21-yard run by Stephen Davis, the Panthers called timeout with five seconds left. John Kasay booted a 50-yard field goal as the first half expired to make it 14-10.

On the second play of the fourth quarter, Patriots running back Antowain Smith scored on a two-yard run that extended the New England lead to 21-10.

DeShaun Foster finished a six-play, 81-yard Panther drive with a 33-yard touchdown run, the fourth-longest run in Super Bowl history. Carolina missed on their two-point attempt and the score was 21-16.

New England drove down the field and threatened to extend their lead once again, but Reggie Howard intercepted Brady's pass in the end zone and returned it to the 10-yard line.

Three plays later, Delhomme hit Muhsin Muhammad for an 85-yard touchdown, giving the Panthers their first lead with 7:06 remaining in the game. The Panthers missed on another two-point attempt, keeping the score 22-21.

The scoring continued as the Patriots drove 68 yards in 11 plays, ending with a Mike Vrabel touchdown. New England converted their two-point attempt and led 29-22 with 2:55 remaining.

Delhomme then drove his team 80 yards on just seven plays, hitting Ricky Proehl across the middle for a 12-yard touchdown that tied the game with 1:13 remaining. However, Brady mounted one last scoring drive to set up Vinatieri at the Carolina 34-yard line for the winning kick.

OFFICIALS

Referee — Ed Hochuli (85) Umpire — Jeff Rice (28) Head Linesman — Mark Hittner (28) Line Judge — Ben Montgomery (117)
Field Judge — Tom Sifferman (118) Side Judge — Laird Hayes (125) Back Judge — Scott Green (19) Replay — Larry Hill

STARTING LINEUPS

Carolina Panthers						New England Patriots					
Offense			Defense			Offense			Defense		
WR	87	M. Muhammad	LDE	90	J. Peppers	WR	83	D. Branch	LE	91	B. Hamilton
LT	75	T. Steussie	LDT	99	B. Buckner	LT	72	M. Light	NT	92	T. Washington
LG	78	J. James	RDT	77	K. Jenkins	LG	71	R. Hochstein	RE	93	R. Seymour
C	60	J. Mitchell	RDE	93	M. Rucker	C	67	D. Koppen	OLB	55	W. McGinest
RG	65	K. Donnalley	SLB	53	G. Favors	RG	63	J. Andruzzi	ILB	54	T. Bruschi
RT	69	J. Gross	MLB	55	D. Morgan	RT	68	T. Ashworth	ILB	95	R. Phifer
TE	84	J. Wiggins	WLB	54	W. Witherspoon	TE	82	D. Graham	OLB	50	M. Vrabel
WR	89	S. Smith	LCB	24	R. Manning	WR	80	T. Brown	LCB	24	T. Law
QB	17	J. Delhomme	RCB	23	R. Howard	QB	12	T. Brady	RCB	38	T. Poole
FB	45	B. Hoover	SS	30	M. Minter	RB	32	A. Smith	S	26	E. Wilson
RB	48	S. Davis	FS	27	D. Grant	FB	31	L. Centers	S	37	R. Harrison

CAROLINA SUBSTITUTIONS: K 4 J. Kasay, P 10 T. Sauerbrun, RB 20 D. Foster, CB 21 T. Cousin, S 28 C. Branch, CB 29 D. Wesley, RB 32 R. Smart, RB 37 N. Goings, S 40 J. Cooper, LB 50 V. Ciurciu, LB 52 B. Allen, LB 56 J. Kyle, LB 57 L. Towns, T 71 M. Willig, G 72 B. Nelson, WR 81 R. Proehl, WR 85 K. Dyson, TE 86 K. Manganum, WR 88 K. Hantton, DE 96 A. Wallace, DE 97 K. Rasmussen, 98 S. Burton. DID NOT PLAY: QB 9 R. Peete. INACTIVE: QB 16 C. Weinke, CB 31 W. Hampton, S 42 T. Tillman, TE 47 M. Battaglia OL 76 T. Reyes, G 79 D. Brzezinski, WR 80 E. Baker, DT 94 K. Morehead.

		1	2	3	4	OT	TOTAL	FIELD GOALS (made) & missed	
VISITOR	Carolina Panthers	0	10	0	19	-	29	J. Kasay (50)	
HOME	New England Patriots	0	14	0	18	-	32	A. Vinatieri 31WR 36B (41)	

Team	Qtr	Clock Time	PLAY DESCRIPTION (Extra Point) (Drive Info)	SCORE	
				Visitor	Home
PATRIOTS	2	3:05	D. Branch 5 yd. pass from T. Brady (A. Vinatieri kick) (4-20, 2:10)	0	7
PANTHERS	2	1:07	S. Smith 39 yd. pass from J. Delhomme (J. Kasay kick) (8-95, 1:58)	7	7
PATRIOTS	2	0:18	D. Givens 5 yd. pass from T. Brady (A. Vinatieri kick) (6-78, 0:49)	7	14
PANTHERS	2	0:00	J. Kasay 50 yd. Field Goal (2-21, 0:18)	10	14
PATRIOTS	4	14:49	A. Smith 2 yd. run (A. Vinatieri kick) (8-71, 4:08)	10	21
PANTHERS	4	12:39	D. Foster 33 yd. run (pass failed) (6-81, 2:10)	16	21
PANTHERS	4	6:53	M. Muhammad 85 yd. pass from J. Delhomme (pass failed) (3-90, 0:45)	22	21
PATRIOTS	4	2:51	M. Vrabel 1 yd. pass from T. Brady (K. Faulk run) (11-68, 4:02)	22	29
PANTHERS	4	1:08	R. Proehl 12 yd. pass from J. Delhomme (J. Kasay kick) (7-80, 1:43)	29	29
PATRIOTS	4	0:04	A. Vinatieri 41 yd. Field Goal (6-37, 1:04)	29	32

ADMINISTRATION
& COACHES

VETERANS

ROOKIES

2012 IN REVIEW

RECORDS

TEAM HISTORY

REFERENCE

POSTSEASON HISTORY

FINAL INDIVIDUAL STATISTICS

Carolina Panthers

RUSHING	ATT	YDS	AVG	LG	TD
S. Davis	13	49	3.8	21	0
D. Foster	3	43	14.3	33t	1
Total	16	92	5.8	33t	1

PASSING	ATT	CMP	YDS	SK/YD	TD	LG	IN	RTG.
J. Delhomme	33	16	323	4/28	3	85t	0	113.6
Total	33	16	323	4/28	3	85t	0	113.6

PASS RECEIVING	NO	YDS	AVG	LG	TD
M. Muhammad	4	140	35.0	85t	1
S. Smith	4	80	20.0	39t	1
R. Proehl	4	71	17.8	31	1
J. Wiggins	2	21	10.5	15	0
D. Foster	1	9	9.0	9	0
K. Mangum	1	3	3.0	3	0
Total	16	323	20.2	85t	3

INTERCEPTIONS	NO	YDS	AVG	LG	TD
R. Howard	1	12	12.0	12	0
Total	1	12	12.0	12	0

PUNTING	NO	YDS	AVG	TB	IN20	LG
T. Sauerbrun	7	310	44.3	0	1	51
Total	7	310	44.3	0	1	51

PUNT RETURNS	NO	YDS	AVG	FC	LG	TD
S. Smith	1	2	2.0	1	2	0
[DOWNED]	3	0	0.0	0	0	0
Returns	1	2	2.0	1	2	0

KICKOFF RETURNS	NO	YDS	AVG	FC	LG	TD
R. Smart	4	74	18.5	0	22	0
S. Smith	1	30	30.0	0	30	0
K. Mangum	1	12	12.0	0	12	0
Returns	6	116	19.3	0	30	0

FUMBLES	Fum	Own Rec.	Yds	TD	FF	Opp. Rec.	Yds	TD	Out Bnds
J. Delhomme	1	0	0	0	0	0	0	0	0
Total	1	0	0	0	0	0	0	0	0

New England Patriots

RUSHING	ATT	YDS	AVG	LG	TD
A. Smith	26	83	3.2	9	1
K. Faulk	6	42	7.0	23	0
T. Brady	2	12	6.0	12	0
T. Brown	1	-10	-10.0	-10	0
Total	35	127	3.6	23	1

PASSING	ATT	CMP	YDS	SK/YD	TD	LG	IN	RTG.
T. Brady	48	32	354	0/0	3	52	1	100.5
Total	48	32	354	0/0	3	52	1	100.5

PASS RECEIVING	NO	YDS	AVG	LG	TD
D. Branch	10	143	14.3	52	1
T. Brown	8	76	9.5	13	0
D. Givens	5	69	13.8	25	1
D. Graham	4	46	11.5	33	0
K. Faulk	4	19	4.8	7	0
M. Vrabel	1	1	1.0	1t	1
Total	32	354	11.1	52	3

INTERCEPTIONS	NO	YDS	AVG	LG	TD
Total	0	0	0.0	0	0

PUNTING	NO	YDS	AVG	TB	IN20	LG
K. Walter	5	173	34.6	0	2	51
Total	5	173	34.6	0	2	51

PUNT RETURNS	NO	YDS	AVG	FC	LG	TD
T. Brown	4	40	10.0	1	28	0
D. Branch	1	2	2.0	1	2	0
Returns	5	42	8.4	2	28	0

KICKOFF RETURNS	NO	YDS	AVG	FC	LG	TD
B. Johnson	4	78	19.5	0	29	0
[OUT OF BOUNDS]	1	0	0.0	0	0	0
Returns	4	78	19.5	0	29	0

FUMBLES	Fum	Own Rec.	Yds	TD	FF	Opp. Rec.	Yds	TD	Out Bnds
T. Brown	1	0	1	0	0	0	0	0	0
M. Vrabel	0	0	0	0	1	0	0	0	0
R. Seymour	0	0	0	0	0	1	0	0	0
Total	1	0	1	0	1	1	0	0	0

FINAL TEAM STATISTICS

	VISITOR PANTHERS	HOME PATRIOTS	VISITOR PANTHERS	HOME PATRIOTS
TOTAL FIRST DOWNS	17	29	FGs - PATs Had Blocked	0-0
By Rushing	3	7	Net punting average	38.3
By Passing	12	19	TOTAL RETURN YARDAGE (Not Including Kickoffs)	14
By Penalty	2	3	No. and Yards Punt Returns	1-2
THIRD DOWN EFFICIENCY	4-12-33%	8-17-47%	No. and Yards Kickoff Returns	6-116
FOURTH DOWN EFFICIENCY	0-0-0%	1-1-100%	No. and Yards Interception Returns	1-12
TOTAL NET YARDS	387	481	PENALTIES Number and Yards	12-73
Total Offensive Plays (inc. times thrown passing)	53	83	FUMBLES Number and Lost	1-1
Average gain per offensive play	7.3	5.8	TOUCHDOWNS	4
NET YARDS RUSHING	92	127	Rushing	1
Total Rushing Plays	16	35	Passing	3
Average gain per rushing play	5.8	3.6	EXTRA POINTS Made-Attempts	2-4
Tackles for a loss - number and yards	2-4	2-13	Kicking Made-Attempts	2-2
NET YARDS PASSING	295	354	Passing Made-Attempts	0-2
Times thrown - yards lost attempting to pass	4-28	0-0	FIELD GOALS Made-Attempts	1-1
Gross yards passing	323	354	RED ZONE EFFICIENCY	1-1-100%
PASS ATTEMPTS-COMPLETIONS-HAD INTERCEPTED	33-16-0	48-32-1	GOAL TO GO EFFICIENCY	0-0-0%
Average gain per pass play (inc. # thrown passing)	8.0	7.4	SAFETIES	0
KICKOFFS Number-In End Zone-Touchbacks	5-0-0	6-3-0	FINAL SCORE	29
PUNTS Number and Average	7-44.3	5-34.6	TIME OF POSSESSION	21:02
Had Blocked	0	0		38:58

DEFENSIVE STATISTICS (based on coaches' film review)

Player	TT	S	A	S-yds	I-yds	PD	FF	FR	Player	TT	S	A	S-yds	I-yds	PD	FF	FR
D. Morgan	25	15	10	0-0	0-0	0	0	0	A. Wallace	4	2	2	0-0	0-0	0	0	0
M. Minter	18	10	8	0-0	0-0	1	0	0	S. Burton	3	1	2	0-0	0-0	0	0	0
W. Witherspoon	16	6	10	0-0	0-0	0	0	0	R. Howard	6	6	0	0-0	1-12	0	0	0
D. Grant	8	5	3	0-0	0-0	1	0	0	M. Rucker	1	1	0	0-0	0-0	0	0	0
T. Cousin	7	4	3	0-0	0-0	2	0	0	B. Buckner	4	2	2	0-0	0-0	0	0	0
R. Manning	6	3	3	0-0	0-0	0	0	0	J. Peppers	5	2	3	0-0	0-0	0	0	0
G. Favors	6	1	5	0-0	0-0	0	0	0	K. Jenkins	4	3	1	0-0	0-0	0	0	0
B. Buckner	4	2	2	0-0	0-0	0	0	0	Total	113	61	52	0-0	1-12	4	0	0

POSTSEASON HISTORY

NFC WILDCARD GAME

CAROLINA 23 — NEW YORK GIANTS 0

January 8, 2006

Giants Stadium • East Rutherford, NJ

WEATHER: Sunny, 44°, Wind NW 6 mph - **ATTENDANCE:** 79,378 - **TIME:** 2:39

Carolina's defense held a New York Giants offense that ranked third in the NFL in points per game scoreless en route to notching the third shutout in team history with a 23-0 victory over the Giants in the NFC Wild Card game. Carolina became the first team to register a shutout on the road in the playoffs since 1980 when the Los Angeles Rams posted a 9-0 victory at Tampa Bay (01/05/80) in the 1979 NFC Championship. The Panthers forced five sacks and five turnovers, converting four of them into 16 points. The defense yielded a season-low 132 total net yards to New York, who ranked fourth in the NFL in total offense during

the regular season with an average of 361.7 yards per game. Running back DeShaun Foster rushed for 151 yards to help the Panthers accumulate 223 yards rushing on 45 attempts and maintain possession for 42:45. The time of possession was the highest in team history for any game, bettering the previous record of 41:51 at New Orleans (12/05/04). The team's rushing attempts tied for the most in team history and the rushing yards equalled the second-highest total. Safety Marlon McCree matched his career-high with two interceptions.

OFFICIALS

Referee — Bill Leavy (127) **Umpire** — Richard Hall (49) **Head Linesman** — Mark Baltz (26) **Line Judge** — Charles Stewart (62)
Field Judge — Rob Vernatchi (75) **Side Judge** — Don Carlsen (39) **Back Judge** — Kirk Doman (6) **Replay** — Bob Mantooth

STARTING LINEUPS

Carolina Panthers						New York Giants					
Offense			Defense			Offense			Defense		
WR	89	S. Smith	LDE	90	J. Peppers	WR	17	P. Burress	LE	92	M. Strahan
LT	70	T. Wharton	LDT	99	B. Buckner	LT	77	L. Pettigout	LT	70	K. Clancy
LG	68	M. Wahle	RDT	67	J. Carstens	LG	66	D. Diehl	RT	94	W. Joseph
C	60	J. Mitchell	RDE	93	M. Rucker	C	60	S. O'Hara	RE	72	O. Umenyiora
RG	76	T. Reyes	SLB	55	D. Morgan	RG	76	C. Snee	SLB	59	A. Jackson
RT	69	J. Gross	WLB	54	W. Witherspoon	RT	67	K. McKenzie	MLB	44	K. Lewis
TE	84	M. Gaines	LCB	20	C. Gamble	TE	80	J. Shockey	VLB	54	N. Greisen
WR	83	K. Colbert	RCB	23	K. Lucas	WR	81	A. Toomer	LCB	25	W. Allen
QB	17	J. Delhomme	CB	24	R. Manning	WR	85	D. Tyree	RCB	23	C. Webster
FB	45	B. Hoover	SS	27	M. McCree	QB	10	E. Manning	SS	28	G. Wilson
RB	26	D. Foster	FS	30	M. Minter	RB	21	T. Barber	FS	26	B. Alexander

CAROLINA SUBSTITUTIONS: K 4 J.Kasay, P 7 J.Baker, QB16 C.Weinke, WR 18 D.Carter, CB 21 D.Wesley, RB 22 J.Robertson, RB 32 R.Smart, RB 37 N.Goings, S 47 T.Davis, LB 50 V.Ciurciu, LB 52 C.Draft, LB 53 B. Short, LB 56 J.Kyle, LB 57 S.Tufts, C 63 G.Hangartner, T 78 T.Fordham, WR 81 R.Proehl, TE 82 M.Seidman, TE 86 K.Mangum, WR 88 K.Hankton, DT 94 K.Moorehead, DE 96 Al Wallace, DE 97 K.Rasmussen **INACTIVE:** 3QB 3 S.LeFors, WR 5 E. Hill, CB 38 G. Wilds, FB 49 C. Cramer, T 61 D.Kadela, G 71 E.Mathis, DE 92 J.Haye, DT 98 A.Ellison

VISITOR	HOME	1	2	3	4	OT	TOTAL	FIELD GOALS (made() & missed)	
								J. Kasay	(31) (45) (18)
Carolina Panthers	New York Giants	0	10	7	6	-	23		
		0	0	0	0	-	0		

Team	Qtr	Clock Time	PLAY DESCRIPTION (Extra Point) (Drive Info)	SCORE	
				Visitor	Home
PANTHERS	2	9:41	S.Smith 22 yd. pass from J.Delhomme (J.Kasay kick) (12-77, 7:46)	7	0
PANTHERS	2	0:30	J.Kasay 31 yd. Field Goal (4-2, 0:58)	10	0
PANTHERS	3	6:57	S.Smith 12 yd. run (J.Kasay kick) (1-12, 0:06)	17	0
PANTHERS	4	13:33	J.Kasay 45 yd. Field Goal (10-55, 6:07)	20	0
PANTHERS	4	2:40	J.Kasay 18 yd. Field Goal (14-55, 8:55)	23	0

ADMINISTRATION
& COACHES

VETERANS

ROOKIES

2012 IN REVIEW

RECORDS

TEAM HISTORY

REFERENCE

POSTSEASON HISTORY

FINAL INDIVIDUAL STATISTICS

Carolina Panthers

RUSHING	ATT	YDS	AVG	LG	TD
D.Foster	27	151	5.6	31	0
N.Goings	12	63	5.3	18	0
S.Smith	1	12	12.0	12t	1
B.Hoover	2	0	0.0	0	0
C.Weinke	3	-3	-1.0	-1	0
Total	45	223	5.0	31	1

New York Giants

RUSHING	ATT	YDS	AVG	LG	TD
T.Barber	13	41	3.2	9	0
Total	13	41	3.2	9	0

PASSING	ATT	CMP	YDS	SK/YD	TD	LG	IN	Rtg.
J.Delhomme	22	15	140	3/19	1	25	0	100.6
N.Goings	0	0	0	1/9	0	0	0	0.0
Total	22	15	140	4/28	1	25	0	100.6

PASSING	ATT	CMP	YDS	SK/YD	TD	LG	IN	Rtg.
E.Manning	18	10	113	4/22	0	25	3	35.0
Total	18	10	113	4/22	0	25	3	35.0

PASS RECEIVING	NO	YDS	AVG	LG	TD
S.Smith	10	84	8.4	22t	1
K.Colbert	2	31	15.5	25	0
K.Mangum	1	11	11.0	11	0
N.Goings	1	10	10.0	10	0
D.Foster	1	4	4.0	4	0
Total	15	140	9.3	25	1

PASS RECEIVING	NO	YDS	AVG	LG	TD
J.Shockey	3	50	16.7	25	0
A.Toomer	3	31	10.3	13	0
T.Barber	3	28	9.3	17	0
V.Shiancoe	1	4	4.0	4	0
Total	10	113	11.3	25	0

INTERCEPTIONS	NO	YDS	AVG	LG	TD
M.McCree	2	-9	-4.5	1	0
K.Lucas	1	14	14.0	14	0
Total	3	5	1.7	14	0

INTERCEPTIONS	NO	YDS	AVG	LG	TD
Total	0	0	0.0	0	0

PUNTING	NO	YDS	AVG	TB	IN20	LG
J.Baker	4	151	37.8	1	2	42
Total	4	151	37.8	1	2	42

PUNTING	NO	YDS	AVG	TB	IN20	LG
J.Feagles	4	155	38.8	1	2	49
Total	4	155	38.8	1	2	49

PUNT RETURNS	NO	YDS	AVG	FC	LG	TD
(DOWNED)	1	0	0.0	0	0	0
(OUT OF BOUNDS)	2	0	0.0	0	0	0
(TOUCHBACK)	1	0	0.0	0	0	0
Returns	0	0	0.0	0	0	0

PUNT RETURNS	NO	YDS	AVG	FC	LG	TD
C.Morton	1	5	5.0	0	5	0
G.Wilson	1	0	0.0	0	0	0
(DOWNED)	1	0	0.0	0	0	0
(TOUCHBACK)	1	0	0.0	0	0	0
Returns	2	5	2.5	0	5	0

KICKOFF RETURNS	NO	YDS	AVG	FC	LG	TD
J.Robertson	1	17	17.0	0	17	0
Returns	1	17	17.0	0	17	0

KICKOFF RETURNS	NO	YDS	AVG	FC	LG	TD
C.Morton	6	122	20.3	0	28	0
Returns	6	122	20.3	0	28	0

FUMBLES	Fum	Own Rec.	Yds	TD	FF	Opp. Rec.	Yds	TD	Out Bnds
J.Delhomme	1	0	0	0	0	0	0	0	0
T.Wharton	0	1	0	0	0	0	0	0	0
W.Witherspoon	0	0	0	0	1	0	0	0	0
M.Rucker	0	0	0	0	1	0	0	0	0
D.Wesley	0	0	0	0	1	0	0	0	0
Total	1	1	0	0	1	2	0	0	0

FUMBLES	Fum	Own Rec.	Yds	TD	FF	Opp. Rec.	Yds	TD	Out Bnds
E.Manning	1	0	0	0	0	0	0	0	0
G.Wilson	1	0	0	0	0	0	0	0	0
O.Umenyiora	0	0	0	0	1	0	0	0	0
Total	2	0	0	0	1	0	0	0	0

FINAL TEAM STATISTICS

	VISITOR PANTHERS	HOME GIANTS	VISITOR PANTHERS	HOME GIANTS
TOTAL FIRST DOWNS	23	9	0-0	0-0
By Rushing	13	1	31.5	33.8
By Passing	9	6	5	5
By Penalty	1	2	0-0	2-5
THIRD DOWN EFFICIENCY	7-15-47%	1-7-14%	1-17	6-122
FOURTH DOWN EFFICIENCY	0-0-0%	0-0-0%	3-5	0-0
TOTAL NET YARDS	335	132	7-52	2-15
Total Offensive Plays (inc. times thrown passing)	71	35	1-0	2-2
Average gain per offensive play	4.7	3.8	2	0
NET YARDS RUSHING	223	41	1	0
Total Rushing Plays	45	13	1	0
Average gain per rushing play	5.0	3.2	1	0
Tackles for a loss-number and yards	3-6	1-1	2-2	0-0
NET YARDS PASSING	112	91	3-3	0-0
Times thrown - yards lost attempting to pass	4-28	4-22	1-4-25%	0-0-0%
Gross yards passing	140	113	0-1-0%	0-0-0%
PASS ATTEMPTS-COMPLETIONS-HAD INTERCEPTED	22-15-0	18-10-3	0	0
Avg gain per pass play (inc.# thrown passing)	4.3	4.1	23	0
KICKOFFS Number-In End Zone-Touchbacks	6-0-0	1-0-0	42.45	17.15
PUNTS Number and Average	4-37.8	4-38.8		
Had Blocked	0	0		

DEFENSIVE STATISTICS (based on coaches' film review)

Player	TT	S	A	S-yds	I-yds	PD	FF	FR	Player	TT	S	A	S-yds	I-yds	PD	FF	FR
M. McCree	6	4	2	0	2-(-9)	0	0	0	J. Carstens	2	1	1	1-6	0	0	0	0
W. Witherspoon	5	3	2	1-5	0	0	1	0	R. Manning	2	1	1	0	0	0	0	0
C. Gamble	5	2	3	0	0	0	0	0	J. Peppers	2	2	0	1-9	0	1	0	0
M. Minter	4	1	3	0	0	0	0	0	T. Davis	1	1	0	1-7	0	0	0	0
B. Short	4	1	3	0	0	0	0	0	M. Rucker	1	0	1	0	0	1	0	1
D. Morgan	3	0	3	0	0	0	0	0	Total	37	17	20	4-25	3-5	2	1	1
K. Lucas	2	1	1	0	1-14	0	0	0									

ADMINISTRATION
& COACHES

VETERANS

ROOKIES

2012 IN REVIEW

RECORDS

TEAM HISTORY

REFERENCE

POSTSEASON HISTORY

NFC DIVISIONAL PLAYOFFS
CAROLINA 29 – CHICAGO 21

January 15, 2006
Soldier Field • Chicago, IL

WEATHER: Partly Cloudy, 40°, Wind SE 15 mph - ATTENDANCE: 62,209 - TIME: 3:23

Carolina totaled 434 yards against the NFL's second-ranked defense in a 29-21 victory over the Chicago Bears in the NFC Divisional Playoffs. The contest marked the Panthers fourth consecutive postseason road victory to equal the NFL record for the most consecutive road postseason victories, previously accomplished by Dallas from 1975-81. The Panthers became the fourth team since 1990 to win an NFC Divisional Playoff game on the road. Carolina allowed one sack against the Bears after allowing a season-high eight in their regular season contest at Chicago (11/20/05) and scored 29 points against a Bears defense that allowed a League-low 12.9 points per game during the regular season and a total of 61 points at home during

the regular season. Wide receiver Steve Smith amassed 218 yards receiving, the most in team history and fourth-highest total in a playoff game in NFL history, and two touchdowns on 12 receptions, which tied for the second-most catches in NFL postseason history. Quarterback Jake Delhomme registered his second career 300-yard passing effort in the playoffs and his fifth postseason game with a passer rating of 100 or more. The Panthers defense yielded only three-of-13 third down conversions against the Bears. With the victory, head coach John Fox became only the fifth head coach in NFL history to record at least four postseason road wins.

OFFICIALS

Referee — Walt Coleman (65) Umpire — Roy Ellison (81) Head Linesman — Ron Phares (10) Line Judge — Michael Spanier (90)
Field Judge — Steve Zimmer (33) Side Judge —David Wyant (16) Back Judge — Richard Reels (83) Replay — Bob McGrath & Dean

STARTING LINEUPS

Carolina Panthers						Chicago Bears					
Offense			Defense			Offense			Defense		
WR	89	S. Smith	LDE	90	J. Peppers	WR	87	M. Muhammad	LE	93	A. Ogunleye
LT	70	T. Wharton	LDT	99	B. Buckner	LT	76	J. Tait	DT	91	T. Harris
LG	68	M. Wahle	RDT	67	J. Carstens	LG	74	R. Brown	NT	95	I. Scott
C	60	J. Mitchell	RDE	93	M. Rucker	C	57	O. Kreutz	RE	96	A. Brown
RG	76	T. Reyes	SLB	53	B. Short	RG	63	R. Garza	SLB	92	H. Hillenmeyer
RT	69	J. Gross	MLB	55	D. Morgan	RT	69	F. Miller	MLB	54	B. Urlacher
TE	84	M. Gaines	WLB	54	W. Witherspoon	TE	88	D. Clark	WLB	55	L. Briggs
WR	83	K. Colbert	LCB	20	C. Gamble	WR	12	J. Gage	LCB	33	C. Tillman
QB	17	J. Delhomme	RCB	23	K. Lucas	QB	8	R. Grossman	RCB	31	N. Vasher
FB	45	B. Hoover	SS	27	M. McCree	RB	20	T. Jones	SS	46	C. Harris
RB	26	D. Foster	FS	30	M. Minter	FB	37	J. McKie	FS	30	M. Brown

CAROLINA SUBSTITUTIONS: K 4 J.Kasay, P 7 J.Baker, WR 18 D.Carter, CB 21 D.Wesley, RB 22 J.Robertson, CB 24 R. Manning, RB 32 R.Smart, RB 37 N.Goings, S 47 T.Davis, LB 50 V.Ciurciu, LB 52 C.Draft, LB 56 J.Kyle, LB 57 S.Tufts, C 63 G.Hangartner, T 78 T.Fordham, WR 81 R.Proehl, TE 82 M.Seidman, TE 86 K.Mangum, WR 88 K.Hankton, DT 94 K.Moorehead, DE 96 Al Wallace, DE 97 K.Rasmussen DID NOT PLAY: QB16 C.Weinke. INACTIVE: QB3 S.Lefors, WR 5 E. Hill, CB 38 G. Wills, FB 49 C. Cramer, T 61 D.Kadela, G 71 E.Mathis, DE 92 J.Haye, DT 98 A.Ellison

		1	2	3	4	OT	TOTAL	FIELD GOALS (made() & missed)	
VISITOR	Carolina Panthers	7	9	7	6	-	29	J. Kasay	(20) (38) (37)
HOME	Chicago Bears	0	7	7	7	-	21		

Team	Qtr	Clock Time	PLAY DESCRIPTION (Extra Point) (Drive Info)	SCORE	
				Visitor	Home
PANTHERS	1	14:05	S.Smith 58 yd. pass from J.Delhomme (J.Kasay kick) (2-60, 0:55)	7	0
PANTHERS	2	14:57	J.Kasay 20 yd. Field Goal (10-62, 4:01)	10	0
PANTHERS	2	6:26	J.Kasay 38 yd. Field Goal (8-40, 4:26)	13	0
BEARS	2	1:57	A.Peterson 1 yd. run (R.Gould kick) (9-67, 4:29)	13	7
PANTHERS	2	0:00	J.Kasay 37 yd. Field Goal (8-51, 1:57)	16	7
BEARS	3	11:21	D.Clark 1 yd. pass from R.Grossman (R.Gould kick) (8-68, 3:39)	16	14
PANTHERS	3	2:07	S.Smith 39 yd. pass from J.Delhomme (J.Kasay kick) (5-56, 3:24)	23	14
BEARS	4	12:23	J.McKie 3 yd. run (R.Gould kick) (11-66, 4:44)	23	21
PANTHERS	4	8:04	K.Mangum 1 yd. pass from J.Delhomme (kick failed, hru) (7-62, 4:19)	29	21

ADMINISTRATION
& COACHES

VETERANS

ROOKIES

2012 IN REVIEW

RECORDS

TEAM HISTORY

REFERENCE

POSTSEASON HISTORY

FINAL INDIVIDUAL STATISTICS

Carolina Panthers

RUSHING	ATT	YDS	AVG	LG	TD
D.Foster	16	54	3.4	17	0
N.Goings	10	34	3.4	10	0
S.Smith	3	26	8.7	22	0
J.Delhomme	2	9	4.5	9	0
Total	31	123	4.0	22	0

PASSING	ATT	CMP	YDS	SK/YD	TD	LG	IN	Rtg.
J.Delhomme	33	24	319	1/8	3	58t	1	120.6
Total	33	24	319	1/8	3	58t	1	120.6

PASS RECEIVING	NO	YDS	AVG	LG	TD
S.Smith	12	218	18.2	58t	2
R.Proehl	3	28	9.3	11	0
D.Carter	2	43	21.5	29	0
B.Hoover	2	13	6.5	7	0
N.Goings	1	14	14.0	14	0
K.Colbert	1	9	9.0	9	0
D.Foster	1	3	3.0	3	0
K.Mangum	1	1	1.0	1t	1
J.Robertson	1	-10	-10.0	-10	0
Total	24	319	13.3	58t	3

INTERCEPTIONS	NO	YDS	AVG	LG	TD
K.Lucas	1	1	1.0	1	0
Total	1	1	1.0	1	0

PUNTING	NO	YDS	AVG	TB	IN20	LG
J.Baker	5	206	41.2	1	3	47
Total	5	206	41.2	1	3	47

PUNT RETURNS	NO	YDS	AVG	FC	LG	TD
S.Smith	2	-1	-0.5	0	0	0
(DOWNED)	3	0	0.0	0	0	0
(OUT OF BOUNDS)	2	0	0.0	0	0	0
Returns	2	-1	-0.5	0	0	0

KICKOFF RETURNS	NO	YDS	AVG	FC	LG	TD
J.Robertson	4	100	25.0	0	34	0
Returns	4	100	25.0	0	34	0

FUMBLES	Fum	Own Rec.	Yds	TD	FF	Opp. Rec.	Yds	TD	Out Bnds
J.Delhomme	2	1	0	0	0	0	0	0	0
D.Foster	1	1	0	0	0	0	0	0	0
T.Warnton	0	1	0	0	0	0	0	0	0
Total	3	3	0	0	0	0	0	0	0

Chicago Bears

RUSHING	ATT	YDS	AVG	LG	TD
T.Jones	20	80	4.0	24	0
A.Peterson	5	9	1.8	5	1
R.Grossman	1	5	5.0	5	0
J.McKie	1	3	3.0	3t	1
Total	27	97	3.6	24	2

PASSING	ATT	CMP	YDS	SK/YD	TD	LG	IN	Rtg.
R.Grossman	41	17	192	1/7	1	27	1	54.1
Total	41	17	192	1/7	1	27	1	54.1

PASS RECEIVING	NO	YDS	AVG	LG	TD
B.Berrian	5	68	13.6	17	0
N.Muhammad	3	58	19.3	24	0
T.Jones	3	30	10.0	27	0
J.Gage	3	28	9.3	24	0
D.Clark	2	5	2.5	4	1
A.Peterson	1	3	3.0	3	0
Total	17	192	11.3	27	1

INTERCEPTIONS	NO	YDS	AVG	LG	TD
B.Uriacher	1	20	20.0	20	0
Total	1	20	20.0	20	0

PUNTING	NO	YDS	AVG	TB	IN20	LG
B.Maynard	7	246	35.1	0	0	54
Total	7	246	35.1	0	0	54

PUNT RETURNS	NO	YDS	AVG	FC	LG	TD
N.Vasher	2	1	0.5	0	6	0
(DOWNED)	2	0	0.0	0	0	0
(TOUCHBACK)	1	0	0.0	0	0	0
Returns	2	1	0.5	0	6	0

KICKOFF RETURNS	NO	YDS	AVG	FC	LG	TD
R.Davis	5	115	23.0	0	31	0
A.Peterson	1	17	17.0	0	17	0
Returns	6	132	22.0	0	31	0

FUMBLES	Fum	Own Rec.	Yds	TD	FF	Opp. Rec.	Yds	TD	Out Bnds
C.Harris	0	0	0	0	1	0	0	0	0
A.Ogunjeye	0	0	0	0	1	0	0	0	0
Total	0	0	0	0	2	0	0	0	0

FINAL TEAM STATISTICS

	VISITOR PANTHERS	HOME BEARS		VISITOR PANTHERS	HOME BEARS
TOTAL FIRST DOWNS	21	23	FGs -PATs Had Blocked	0-0	0-0
By Rushing	6	6	Net Punting Average	37.0	35.3
By Passing	14	11	TOTAL RETURN YARDAGE (Not Including Kickoffs)	0	21
By Penalty	1	6	No. and Yards Punt Returns	2-1	2-1
THIRD DOWN EFFICIENCY	5-12-42%	3-13-23%	No. and Yards Kickoff Returns	4-100	6-132
FOURTH DOWN EFFICIENCY	0-0-0%	1-2-50%	No. and Yards Interception Returns	1-1	1-20
TOTAL NET YARDS	434	282	PENALTIES Number and Yards	9-50	4-19
Total Offensive Plays (inc. times thrown passing)	65	69	FUMBLES Number and Lost	3-0	0-0
Average gain per offensive play	6.7	4.1	TOUCHDOWNS	3	3
NET YARDS RUSHING	123	97	Rushing	0	2
Total Rushing Plays	31	27	Passing	3	1
Average gain per rushing play	4.0	3.6	EXTRA POINTS Made-Attempts	2-3	3-3
Tackles for a loss-number and yards	6-12	2-7	Kicking Made-Attempts	2-3	3-3
NET YARDS PASSING	311	185	FIELD GOALS Made-Attempts	3-3	0-0
Times thrown - yards lost attempting to pass	1-8	1-7	RED ZONE EFFICIENCY	1-3-33%	3-3-100%
Gross yards passing	319	192	GOAL TO GO EFFICIENCY	1-2-50%	3-3-100%
PASS ATTEMPTS-COMPLETIONS-HAD INTERCEPTED	33-24-1	41-17-1	SAFETIES	0	0
Avg. gain per pass play (inc.# thrown passing)	9.1	4.4	FINAL SCORE	29	21
KICKOFFS Number-In End Zone-Touchbacks	6-1-0	4-0-0	TIME OF POSSESSION	33:25	26:35
PUNTS Number and Average	5-41.2	7-35.1			
Had Blocked	0	0			

DEFENSIVE STATISTICS (based on coaches' film review)

Player	TT	S	A	S-yds	I-yds	PD	FF	FR	Player	TT	S	A	S-yds	I-yds	PD	FF	FR
D. Morgan	9	2	7	0	0	1	0	0	M. Rucker	3	2	1	0	0	1	0	0
K. Lucas	6	4	2	0	1-1	3	0	0	T. Davis	2	2	0	0	0	0	0	0
C. Gamble	6	4	2	0	0	3	0	0	A. Wallace	2	0	2	0	0	1	0	0
M. Minter	6	2	4	0	0	0	0	0	J. Carstens	1	1	0	1-7	0	0	0	0
W. Witherspoon	5	3	2	0	0	2	0	0	K. Rasmussen	1	1	0	0	0	0	0	0
M. McCree	4	2	2	0	0	1	0	0	B. Buckner	1	0	1	0	0	1	0	0
B. Short	4	2	2	0	0	1	0	0	K. Moorehead	1	0	1	0	0	0	0	0
J. Peppers	4	4	0	0	0	0	1	0	Total	55	29	26	1-7	1-1	13	1	0

POSTSEASON HISTORY

NFC CHAMPIONSHIP

SEATTLE 34 – CAROLINA 14

January 22, 2006
Qwest Field • Seattle, WA

WEATHER: Overcast, 48°, Wind S 14 mph - **ATTENDANCE:** 67,837 - **TIME:** 3:09

Seattle's defense forced four turnovers and held the Panthers to 212 total yards in a 34-14 victory in the 2005 NFC Championship Game. Carolina was limited to 36 yards by the Seahawks fifth-ranked rushing defense and converted only one-of-nine third down opportunities. Interceptions on consecutive Carolina possessions enabled Seattle to transform a 7-0 lead into a 17-0 advantage in the second quarter. Wide receiver Steve Smith established an NFL record for the most catches in a

postseason with 27, surpassing the previous mark of 23 set by Anthony Carter with Minnesota in the 1987 postseason. Smith's 59-yard punt return for a touchdown enabled him to become the first player in NFL history to score a touchdown on a run, pass and punt return in the same postseason. Running back Nick Goings, who started in place of the injured DeShaun Foster, was shaken up in the first quarter and did not return to the game.

OFFICIALS

Referee — Ed Hochuli (85) **Umpire** — Carl Paganelli (124) **Head Linesman** — Tom Stabile (24) **Line Judge** — Byron Boston (18)
Field Judge — Buddy Horton (82) **Side Judge** — Carl Cheffers (51) **Back Judge** — Steve Freeman (133) **Replay** — Mark Burns

STARTING LINEUPS

Carolina Panthers

Offense		Defense	
WR	89 S. Smith	LDE	90 J. Peppers
LT	70 T. Wharton	LDT	99 B. Buckner
LG	68 M. Wahle	RDT	67 J. Carstens
C	60 J. Mitchell	RDE	93 M. Rucker
RG	76 T. Reyes	SLB	53 B. Short
RT	69 J. Gross	MLB	55 D. Morgan
TE	84 M. Gaines	WLB	54 W. Witherspoon
WR	83 K. Colbert	LCB	20 C. Gamble
QB	17 J. Delhomme	RCB	23 K. Lucas
FB	45 B. Hoover	SS	27 M. McCree
RB	37 N. Goings	FS	30 M. Minter

Seattle Seahawks

Offense		Defense	
WR	84 B. Engram	LDE	94 B. Fisher
LT	71 W. Jones	LDT	91 C. Darby
LG	76 S. Hutchinson	RDT	99 R. Bernard
C	61 R. Tobeck	RDE	98 G. Wistrom
RG	62 C. Gray	OLB	56 L. Hill
RT	75 S. Locklear	MLB	51 L. Tatumu
WR	87 J. Jurevicius	OLB	54 D. Lewis
WR	82 D. Jackson	LCB	21 A. Dyson
QB	8 M. Hasselbeck	RCB	23 M. Trufant
FB	38 M. Strong	SS	28 M. Boulware
RB	37 S. Alexander	FS	33 M. Manuel

CAROLINA SUBSTITUTIONS: K 4 J.Kasay, P 7 J.Baker, WR 18 D.Carter, CB 21 D.Wesley, RB 22 J.Robertson, CB 24 R. Manning, RB 32 R.Smart, S 47 T.Davis, FB 49 C. Cramer, LB 50 V.Ciurciu, LB 52 C.Draft, LB 56 J.Kyle, LB 57 S.Tufts, C 63 G.Hangartner, T 78 T.Fordham, WR 81 R.Proehl, TE 86 K.Mangum, WR 88 K.Hankton, DT 94 K.Moorehead, DE 96 Al Wallace, DE 97 K.Rasmussen **DID NOT PLAY:** QB16 C.Weinke, TE 82 M.Seidman. **INACTIVE:** 3QB 3 S.LeFors, WR 5 E. Hill, S 31 B. Parker, CB 38 G. Wilds, T 61 D.Kadela, G 71 E.Mathis, DE 92 J.Haye, DT 98 A.Ellison

		1	2	3	4	OT	TOTAL	FIELD GOALS (made() & missed)
VISITOR	Carolina Panthers	0	7	0	7	-	14	
HOME	Seattle Seahawks	10	10	7	7	-	34	J. Brown (24) (39) 49SH

Team	Qtr	Clock Time	PLAY DESCRIPTION (Extra Point) (Drive Info)	SCORE	
				Visitor	Home
SEAHAWKS	1	5:31	J.Stevens 17 yd. pass from M.Hasselbeck (J.Brown kick) (5-57, 2:16)	0	7
SEAHAWKS	1	2:23	J.Brown 24 yd. Field Goal (6-14, 2:44)	0	10
SEAHAWKS	2	14:53	S.Alexander 1 yd. run (J.Brown kick) (4-17, 0:57)	0	17
PANTHERS	2	9:05	S.Smith 59 yd. punt return (J.Kasay kick)	7	17
SEAHAWKS	2	4:03	J.Brown 39 yd. Field Goal (10-57, 5:02)	7	20
SEAHAWKS	3	11:09	D.Jackson 20 yd. pass from M.Hasselbeck (J.Brown kick) (8-65, 3:51)	7	27
SEAHAWKS	4	6:00	S.Alexander 1 yd. run (J.Brown kick) (8-53, 4:48)	7	34
PANTHERS	4	5:09	D.Carter 47 yd. pass from J.Delhomme (J.Kasay kick) (4-80, 0:51)	14	34

ADMINISTRATION
& COACHES

VETERANS

ROOKIES

2012 IN REVIEW

RECORDS

TEAM HISTORY

REFERENCE

POSTSEASON HISTORY

FINAL INDIVIDUAL STATISTICS

Carolina Panthers

RUSHING	ATT	YDS	AVG	LG	TD
J.Robertson	4	19	4.8	15	0
J.Delhomme	3	15	5.0	6	0
N.Goings	5	2	0.4	2	0
Total	12	36	3.0	15	0

Seattle Seahawks

RUSHING	ATT	YDS	AVG	LG	TD
S.Alexander	34	132	3.9	18	2
M.Hasselbeck	6	27	4.5	15	0
M.Morris	7	24	3.4	10	0
M.Strong	4	7	1.8	3	0
Total	51	190	3.7	18	2

PASSING	ATT	CMP	YDS	SK/YD	TD	LG	IN	Rtg.
J.Delhomme	35	15	196	2/20	1	47t	3	34.9
Total	35	15	196	2/20	1	47t	3	34.9

PASSING	ATT	CMP	YDS	SK/YD	TD	LG	IN	Rtg.
M.Hasselbeck	28	20	219	2/16	2	28	0	118.0
Total	28	20	219	2/16	2	28	0	118.0

PASS RECEIVING	NO	YDS	AVG	LG	TD
J.Robertson	5	37	7.4	18	0
S.Smith	5	33	6.6	12	0
D.Carter	2	88	44.0	47t	1
R.Proehl	1	19	19.0	19	0
K.Mangum	1	10	10.0	10	0
B.Hoover	1	9	9.0	9	0
Total	15	196	13.1	47t	1

PASS RECEIVING	NO	YDS	AVG	LG	TD
D.Jackson	6	75	12.5	20t	1
J.Stevens	6	66	11.0	17t	1
B.Engram	3	34	11.3	13	0
S.Wallace	1	28	28.0	28	0
R.Hannam	1	7	7.0	7	0
J.Jurevicius	1	6	6.0	6	0
M.Strong	1	3	3.0	3	0
S.Alexander	1	0	0.0	0	0
Total	20	219	11.0	28	2

INTERCEPTIONS	NO	YDS	AVG	LG	TD
Total	0	0	0.0	0	0

INTERCEPTIONS	NO	YDS	AVG	LG	TD
M.Manuel	1	32	32.0	32	0
L.Tatupu	1	21	21.0	21	0
M.Boulware	1	14	14.0	14	0
Total	3	67	22.3	32	0

PUNTING	NO	YDS	AVG	TB	IN20	LG
J.Baker	7	243	34.7	0	2	52
Total	7	243	34.7	0	2	52

PUNTING	NO	YDS	AVG	TB	IN20	LG
T.Rouen	4	169	42.3	2	1	45
J.Brown	1	25	25.0	0	1	25
Total	5	194	38.8	2	2	4

PUNT RETURNS	NO	YDS	AVG	FC	LG	TD
S.Smith	1	59	59.0	0	59t	1
(DOWNED)	2	0	0.0	0	0	0
(TOUCHBACK)	2	0	0.0	0	0	0
Returns	1	59	59.0	0	59t	1

PUNT RETURNS	NO	YDS	AVG	FC	LG	TD
P.Warrick	2	7	3.5	2	5	0
(DOWNED)	3	0	0.0	0	0	0
Returns	2	7	3.5	2	5	0

KICKOFF RETURNS	NO	YDS	AVG	FC	LG	TD
R.Smart	4	74	18.5	0	21	0
J.Robertson	3	69	23.0	0	26	0
Returns	7	143	20.4	0	26	0

KICKOFF RETURNS	NO	YDS	AVG	FC	LG	TD
J.Scobey	2	51	25.5	0	32	0
Returns	2	51	25.5	0	32	0

FUMBLES	Fum	Own Rec.	Yds	TD	FF	Rec.	Yds	TD	Out Bnds
S.Smith	1	0	0	0	0	0	0	0	0
Total	1	0	0	0	0	0	0	0	0

FUMBLES	Fum	Own Rec.	Yds	TD	FF	Rec.	Yds	TD	Out Bnds
C.Terrill	0	0	0	0	0	1	5	0	0
M.Trufant	0	0	0	0	0	1	5	0	0
Total	0	0	0	0	1	1	5	0	0

FINAL TEAM STATISTICS

	VISITOR PANTHERS	HOME SEAHAWKS
TOTAL FIRST DOWNS	11	27
By Rushing	2	13
By Passing	7	11
By Penalty	2	3
THIRD DOWN EFFICIENCY	1-9-11%	8-18-44%
FOURTH DOWN EFFICIENCY	0-0-0%	0-1-0%
TOTAL NET YARDS	212	393
Total Offensive Plays (inc. times thrown passing)	49	81
Average gain per offensive play	4.3	4.9
NET YARDS RUSHING	36	190
Total Rushing Plays	12	51
Average gain per rushing play	3.0	3.7
Tackles for a loss-number and yards	1-2	7-14
NET YARDS PASSING	176	203
Times thrown - yards lost attempting to pass	2-20	2-16
Gross yards passing	196	219
PASS ATTEMPTS-COMPLETIONS-HAD INTERCEPTED	35-15-3	28-20-0
Avg gain per pass play (inc.# thrown passing)	4.8	6.8
KICKOFFS Number-In End Zone-Touchbacks	3-0-0	7-1-0
PUNTS Number and Average	7-34.7	5-38.8
Had Blocked	0	0

	VISITOR PANTHERS	HOME SEAHAWKS
FGs -PATs Had Blocked	0-0	0-0
Net Punting Average	33.7	19.0
TOTAL RETURN YARDAGE (Not Including Kickoffs)	59	74
No. and Yards Punt Returns	1-59	2-7
No. and Yards Kickoff Returns	7-143	2-51
No. and Yards Interception Returns	0-0	3-67
PENALTIES Number and Yards	5-57	7-63
FUMBLES Number and Lost	1-1	0-0
TOUCHDOWNS	2	4
Rushing	0	2
Passing	1	2
Punt Returns	1	0
EXTRA POINTS Made-Attempts	2-2	4-4
Kicking Made-Attempts	2-2	4-4
FIELD GOALS Made-Attempts	0-0	2-3
RED ZONE EFFICIENCY	0-0-0%	3-4-75%
GOAL TO GO EFFICIENCY	0-0-0%	2-3-67%
SAFETIES	0	0
FINAL SCORE	14	34
TIME OF POSSESSION	18:09	41:51

DEFENSIVE STATISTICS (based on coaches' film review)

Player	TT	S	A	S-yds	I-yds	PD	FF	FR
W. Witherspoon	10	8	2	0	0	1	0	0
D. Morgan	7	2	5	1-7	0	0	0	0
B. Buckner	7	7	0	0	0	0	0	0
C. Draft	7	7	0	0	0	0	0	0
K. Lucas	6	5	1	0	0	0	0	0
J. Peppers	6	5	1	0	0	0	0	0
B. Short	6	4	2	0	0	0	0	0
M. McCree	6	6	0	0	0	0	0	0
M. Rucker	4	3	1	1-9	0	0	0	0

Player	TT	S	A	S-yds	I-yds	PD	FF	FR
J. Carstens	4	2	2	0	0	0	0	0
R. Manning	4	4	0	0	0	0	0	0
M. Minter	3	3	0	0	0	1	0	0
C. Gamble	3	3	0	0	0	1	0	0
K. Moorehead	2	1	1	0	0	0	0	0
A. Wallace	1	1	0	0	0	0	0	0
T. Davis	1	1	0	0	0	0	0	0
K. Rasmussen	1	1	0	0	0	0	0	0
Total	78	63	15	2-16	0	3	0	0

ADMINISTRATION
& COACHES

VETERANS

ROOKIES

2012 IN REVIEW

RECORDS

TEAM HISTORY

REFERENCE

POSTSEASON HISTORY

NFC DIVISIONAL PLAYOFFS

ARIZONA 33 – CAROLINA 13

January 10, 2009

Bank of America Stadium • Charlotte, NC

WEATHER: Showers, 45°, Wind SW 10 MPH- **ATTENDANCE:** 73,695 - **TIME:** 3:11

The Carolina Panthers dropped a 33-13 decision at home in the NFC Divisional Playoffs to end the 2008 campaign. The Panthers jumped out to an early lead when Jonathan Stewart capped Carolina's opening drive with a nine-yard touchdown run. However, the Panthers only managed one more first down for the rest of the first half as they turned the ball over twice and punted three times. Arizona quarterback Kurt Warner hooked up with Larry Fitzgerald for 151 yards and a touchdown in the first

half as the Cardinals jumped to a 27-7 lead at the intermission. Jake Delhomme found Steve Smith for an 8-yard touchdown in the fourth quarter. Delhomme finished with 205 yards on 17 of 34 passing with one touchdown and five interceptions. DeAngelo Williams managed 63 yards rushing on 12 carries. Defensively, Jon Beason notched a second-half interception along with nine tackles. Thomas Davis led the team with 11 tackles including one for a loss, while Damione Lewis recorded a sack.

OFFICIALS

Referee — Gene Steratore (114) **Umpire** — Butch Hannah (40) **Head Linesman** — Phil McKinney (110) **Line Judge** — Michael Spanier (90)
Field Judge — Steve Zimmer (33) **Side Judge** — Laird Hayes (125) **Back Judge** — Jim Howey (37) **Replay** — Al Hynes

STARTING LINEUPS

Arizona Cardinals						Carolina Panthers					
Offense			Defense			Offense			Defense		
WR	11	L. Fitzgerald	LDE	94	A. Smith	WR	89	S. Smith	LDE	96	T. Brayton
LT	69	M. Gandy	NT	97	B. Robinson	LT	69	J. Gross	LDT	99	M. Kemoeatu
LG	74	R. Wells	DT	90	D. Dockett	LG	70	T. Wharton	RDT	92	D. Lewis
C	63	L. Sendlain	RDE	92	B. Berry	C	67	R. Kalil	RDE	90	J. Peppers
RG	76	D. Lului	SLB	56	C. Okeafor	RG	73	J. Bridges	SLB	53	N. Diggs
RT	75	L. Brown	MLB	54	G. Hayes	RT	79	J. Otah	MLB	52	J. Beason
WR	15	S. Breaston	WLB	58	K. Dansby	TE	47	J. King	WLB	58	T. Davis
TE	83	S. Spach	LCB	26	R. Hood	WR	87	M. Muhammad	LCB	20	C. Gamble
QB	13	K. Warner	RCB	29	D. Rodgers-Cromartie	QB	17	J. Delhomme	RCB	21	K. Lucas
RB	32	E. James	SS	24	A. Wilson	FB	45	B. Hoover	SS	43	C. Harris
TE	82	L. Pope	H	21	A. Rolle	RB	34	D. Williams	FS	30	C. Godfrey

CAROLINA SUBSTITUTIONS: K 4 J.Kasay, K 5 R.Lloyd, P 7 J.Baker, CB 23 D.Wesley, S 25 N.Salley, CB 27 C.Wilson, RB 28 J.Stewart, CB 31 R.Marshall, RB 37 N.Goings, LB 50 J.Anderson, LB 54 L.Johnson, LB 55 D.Curry, LB 56 J.Kyle, DE 66 H.Taylor, T 76 F.Omiyale, DT 78 N.Hayden, WR 80 D.Jarrett, TE 82 G.Barnidge, WR-PR 84 M.Jones, TE 88 Dante Rosario, DE 95 C. Johnson DID NOT PLAY: QB 12 J.McCown, C 63 G.Hangartner INACTIVE: 3QB 3 M.Moore, WR 18 D.Hackett, S 26 Q.Teal, LB 59 A.Seward, G 65 M.Bernadeau, WR 81 K.Moore, DT 93 D.Walker, DT 98 J.Parker

		1	2	3	4	OT	TOTAL	FIELD GOALS (made() & missed)
VISITOR	Arizona Cardinals	14	13	3	3	-	33	N. Rackers (49) (30) 5/3SH (33) (20)
HOME	Carolina Panthers	7	0	0	6	-	13	

Team	Qtr	Clock Time	PLAY DESCRIPTION (Extra Point) (Drive Info)	SCORE	
				Visitor	Home
PANTHERS	1	11:56	J. STEWART 9 YD. RUN (J.KASAY KICK) (5-50, 3:04)	0	7
CARDINALS	1	2:43	T. HIGHTOWER 3 YD. PASS FROM K. WARNER (N.RACKERS KICK) (6-60, 3:39)	7	7
CARDINALS	1	1:47	E. JAMES 4 YD. RUN (N.RACKERS KICK) (2-13, 0:50)	14	7
CARDINALS	2	10:16	N. RACKERS 49 YD. FIELD GOAL (9-49, 4:32)	17	7
CARDINALS	2	5:28	N. RACKERS 30 YD. FIELD GOAL (8-49, 3:39)	20	7
CARDINALS	2	3:32	L. FITZGERALD 29 YD. PASS FROM K. WARNER (N.RACKERS KICK) (3-44, 1:39)	27	7
CARDINALS	3	4:40	N. RACKERS 33 YD. FIELD GOAL (6-11, 3:12)	30	7
CARDINALS	4	3:10	N. RACKERS 20 YD. FIELD GOAL (13-48, 7:37)	33	7
PANTHERS	4	0:50	S. SMITH 8 YD. PASS FROM J. DELHOMME (PASS FAILED)	33	13

ADMINISTRATION
& COACHES

VETERANS

ROOKIES

2012 IN REVIEW

RECORDS

TEAM HISTORY

REFERENCE

POSTSEASON HISTORY

FINAL INDIVIDUAL STATISTICS

Arizona Cardinals

	ATT	YDS	SK/YD	AVG	LG	TD
RUSHING						
T. Hightower	17	76	4.5	17	0	
E. James	20	57	2.9	7	1	
J. Arrington	2	11	5.5	9	0	
K. Warner	3	1	0.3	3	0	
T. Smith	1	0	0.0	0	0	
Total	43	145	3.4	17	1	

	ATT	CMP	YDS	SK/YD	TD	LG	IN	Rtg.
PASSING								
K. Warner	32	21	220	1/5	2	41	1	93.2
Total	32	21	220	1/5	2	41	1	93.2

	NO	YDS	AVG	LG	TD
PASS RECEIVING					
L. Fitzgerald	8	166	20.8	41	1
S. Breaston	4	28	7.0	12	0
J. Arrington	3	10	3.3	9	0
J. Urban	2	5	2.5	8	0
E. James	1	9	9.0	9	0
T. Castille	1	3	3.0	3	0
T. Hightower	1	3	3.0	3	0
E. Doucet	1	-4	-4.0	-4	0
Total	21	220	10.5	41	2

	NO	YDS	AVG	LG	TD
INTERCEPTIONS					
A. Rolle	1	47	47.0	47	0
D. Rodgers-Cromartie	1	19	19.0	19	0
G. Hayes	1	6	6.0	6	0
R. Brown	1	0	0.0	0	0
R. Hood	1	0	0.0	0	0
Total	5	72	14.4	47	0

	NO	YDS	AVG	LG	IN20	LG
PUNTING						
B. Graham	4	174	43.5	1	2	53
Total	4	174	43.5	1	2	53

	NO	YDS	AVG	FC	LG	TD
PUNT RETURNS						
S. Breaston	3	15	5.0	0	11	0
(OUT OF BOUNDS)	1	0	0.0	0	0	0
Returns	3	15	5.0	0	11	0

	NO	YDS	AVG	FC	LG	TD
KICKOFF RETURNS						
J. Arrington	1	23	23.0	0	23	0
(OUT OF BOUNDS)	1	0	0.0	0	0	0
Returns	1	23	23.0	0	23	0

Carolina Panthers

	ATT	YDS	SK/YD	AVG	LG	TD
RUSHING						
D. Williams	12	63	5.3	31	0	
J. Stewart	3	12	4.0	9t	1	
Total	15	75	5.0	31	1	

	ATT	CMP	YDS	SK/YD	TD	LG	IN	Rtg.
PASSING								
J. Delhomme	34	17	205	2/11	1	35	5	39.1
Total	34	17	205	2/11	1	35	5	39.1

	NO	YDS	AVG	LG	TD
PASS RECEIVING					
M. Muhammad	5	55	11.0	20	0
J. Stewart	3	39	13.0	18	0
D. Rosario	3	28	9.3	14	0
S. Smith	2	43	21.5	35	1
D. Jarrett	2	27	13.5	20	0
B. Hoover	1	7	7.0	7	0
D. Williams	1	6	6.0	6	0
Total	17	205	12.1	35	1

	NO	YDS	AVG	LG	TD
INTERCEPTIONS					
J. Beason	1	4	4.0	4	0
Total	1	4	4.0	4	0

	NO	YDS	AVG	TB	IN20	LG
PUNTING						
J. Baker	4	192	48.0	0	0	53
Total	4	192	48.0	0	0	53

	NO	YDS	AVG	FC	LG	TD
PUNT RETURNS						
M. Jones	1	9	9.0	2	9	0
(TOUCHBACK)	1	0	0.0	0	0	0
Returns	1	9	9.0	2	9	0

	NO	YDS	AVG	FC	LG	TD
KICKOFF RETURNS						
M. Jones	5	151	30.2	0	39	0
D. Rosario	1	4	4.0	0	4	0
B. Hoover	1	0	0.0	0	0	0
(TOUCHBACK)	1	0	0.0	0	0	0
Returns	7	155	22.1	0	39	0

	Fum	Own Rec.	Yds	TD	FF	Opp. Rec.	Yds	TD	Out Bnds
FUMBLES									
A. Smith	0	0	0	0	1	1	0	0	0
Total	0	0	0	0	1	1	0	0	0

	Fum	Own Rec.	Yds	TD	FF	Opp. Rec.	Yds	TD	Out Bnds
FUMBLES									
J. Delhomme	1	0	0	0	0	0	0	0	0
Total	1	0	0	0	0	0	0	0	0

FINAL TEAM STATISTICS

	VISITOR CARDINALS	HOME PANTHERS
TOTAL FIRST DOWNS	21	16
By Rushing	8	4
By Passing	10	11
By Penalty	3	1
THIRD DOWN EFFICIENCY	10-18-56%	2-8-25%
FOURTH DOWN EFFICIENCY	0-0-0%	0-1-0%
TOTAL NET YARDS	360	269
Total Offensive Plays (inc. times thrown passing)	76	51
Average gain per offensive play	4.7	5.3
NET YARDS RUSHING	145	75
Total Rushing Plays	43	15
Average gain per rushing play	3.4	5.0
Tackles for a loss-number and yards	2-4	3-6
NET YARDS PASSING	215	194
Times thrown - yards lost attempting to pass	1-5	2-11
Gross yards passing	220	205
PASS ATTEMPTS-COMPLETIONS-HAD INTERCEPTED	32-21-1	34-17-5
Avg. gain per pass play (inc.# thrown passing)	6.5	5.4
KICKOFFS Number-In End Zone-Touchbacks	8-4-1	3-0-0
PUNTS Number and Average	4-43.5	4-48.0
Had Blocked	0	0

	VISITOR CARDINALS	HOME PANTHERS
FGs -PATs Had Blocked	0-0	0-0
Net Punting Average	36.3	44.3
TOTAL RETURN YARDAGE (Not Including Kickoffs)	87	13
No. and Yards Punt Returns	3-15	1-9
No. and Yards Kickoff Returns	1-23	7-155
No. and Yards Interception Returns	5-72	1-4
PENALTIES Number and Yards	5-65	6-40
FUMBLES Number and Lost	0-0	1-1
TOUCHDOWNS	3	2
Rushing	1	1
Passing	2	1
EXTRA POINTS Made-Attempts	3-3	1-2
Kicking Made-Attempts	3-3	1-1
Passing Made-Attempts	0-0	0-1
FIELD GOALS Made-Attempts	4-5	0-0
RED ZONE EFFICIENCY	2-5-40%	2-4-50%
GOAL TO GO EFFICIENCY	1-2-50%	2-2-100%
SAFETIES	3	13
FINAL SCORE	30	13
TIME OF POSSESSION	39:49	20:11

DEFENSIVE STATISTICS (based on coaches' film review)

Player	TT	S	A	S-yds	I-yds	PD	FF	FR
T. Davis	11	9	2	0	0	0	0	0
C. Harris	10	10	0	0	0	0	0	0
J. Beason	9	6	3	0	1-4	0	0	0
C. Godfrey	7	6	1	0	0	0	0	0
K. Lucas	7	5	2	0	0	0	0	0
M. Kemoeatu	6	5	1	0	0	0	0	0
T. Brayton	6	3	3	0	0	0	0	0
N. Diggs	5	4	1	0	0	0	0	0

Player	TT	S	A	S-yds	I-yds	PD	FF	FR
C. Gamble	3	2	1	0	0	0	0	0
D. Lewis	3	2	1	1-5	0	0	0	0
C. Johnson	3	2	1	0	0	0	0	0
J. Peppers	2	2	0	0	0	0	0	0
R. Marshall	2	2	0	0	0	0	0	0
N. Hayden	1	1	0	0	0	0	0	0
C. Wilson	1	1	0	0	0	0	0	0
Total	76	60	16	1-5	1-4	0	0	0

ALL-TIME ASSISTANT COACHES

Name	Position	Years
Baker, Brian	Defensive Line	2009-2010
Bayless, Martin	Defensive Assistant	2003
Belin, Warren	Linebackers	2011-2012
Boudreau, Paul	Offensive Line	2001-2002
Breaux, Don	Tight Ends	1995-2002
Brown, Ray	Assistant Offensive Line	2011-2012
Burney, Jacob	Defensive Line	1999-2001
Bush, Blair	Asst. Offensive Line	1995-1997
Catavolos, George	Defensive Backs	1995-1997
Chryst, Geep	Quality Control/Offense	2006
	Tight Ends	2007-2010
Chudzinski, Rob	Offensive Coordinator	2011-2012
Crossman, Danny	Special Teams Asst./Asst. Strength & Conditioning	2003-2004
	Special Teams	2005-2009
Davidson, Jeff	Offensive Coordinator	2007-2010
Davis, Billy	Outside Linebackers	1995-1998
Del Rio, Jack	Defensive Coordinator	2002
Fangio, Vic	Defensive Coordinator	1995-1998
Feit, Adam	Asst. Strength & Conditioning	2011
Ferraro, Paul	Special Teams Asst./Asst. Strength & Conditioning	2005
Flajole, Ken	Defensive Assistant	2003
	Linebackers	2004-2008
Garnes, Sam	Special Teams Assistant	2010
Gill, Ted	Defensive Line	1996-1998
Gillhamer, Mike	Secondary/Defensive Assistant	2004-2005
	Secondary/Safeties	2006-2008
	Secondary	2009-2010
Godette, Cary	Defensive Line	1995
Graves, Fred	Wide Receivers	2011-2012
Harris , Chick	Running Backs	1995-2001
Haskell, Gil	Offensive Coordinator	1998-1999
Henning, Dan	Offensive Coordinator/Quarterbacks	2002-2003
	Offensive Coordinator	2004-2006
Hoener, Pete	Tight Ends	2011-2012
Kenn Joe	Strength & Conditioning	2011-2012
Levine, Tony	Special Teams Asst./Asst. Strength & Conditioning	2006
Magazu, Dave	Tight Ends	2003-2006
	Offensive Line	2007-2010
Mainord, Carlos	Defensive Backs	2000-2001
Marshall, John	Asst. Head Coach/Defensive Coordinator	1999-2001
Maser, Mike	Offensive Line	2003-2006
Matsko, John	Offensive Line	2011-2012
Maxie, Brett	Defensive Quality Control	1998
McCoy, Mike	Offensive Assistant	2000; 2002-2003
	Wide Receivers	2001
	Quarterbacks/Offensive Assistant	2004-2005
	Quarterbacks	2006
	Quarterbacks/Passing Coordinator	2007-2008
McDermott, Sean	Defensive Coordinator	2011-2012
McNally, Jim	Offensive Line	1995-1998
Meeks, Ron	Defensive Coordinator	2009-2010
	Defensive Backfield	2011
Mills, Sam	Linebackers	1999-2004
Mills III, Sam	Quality Control/Defense	2006-2010
	Defensive Quality Control/Asst. Defensive Line	2011-2012

ADMINISTRATION
& COACHES

VETERANS

ROOKIES

2012 IN REVIEW

RECORDS

TEAM HISTORY

REFERENCE

ALL-TIME ASSISTANT COACHES

ADMINISTRATION
& COACHES

VETERANS

ROOKIES

2012 IN REVIEW

RECORDS

TEAM HISTORY

REFERENCE

Milus, Ron	Secondary	2009-2010
Morton, Chip	Strength and Conditioning	1995-1998
Murphy, Brian	Special Teams Coordinator	2011-2012
Musgrave, Bill	Quarterbacks	1999
	Offensive Coordinator	2000
O'Brien, Scott	Special Teams	1999-2001
	Asst. Head Coach/Special Teams	2002-2004
Pendry, Joe	Offensive Coordinator	1995-1997
Perry, Rod	Secondary	2002-2006
Proehl, Ricky	Offensive Consultant	2011
	Assistant Wide Receivers	2012
Reynolds, Alvin	Defensive Assistant	1999-2002
Rodgers, Jeff	Special Teams Assistant	2009-2010
Rodgers, Richard	Special Teams Assistant	2012
Roman, Greg	Offensive Assistant	1999-2000
	Assistant Offensive Line	2001
Scherer, Rip	Quarterbacks	2009-2010
Schonert, Turk	Quarterbacks	2001
Seely, Brad	Special Teams	1995-1998
Settle, John	Running Backs	2011-2012
Shafer, Steve	Defensive Backs	1998
Shoop, John	Quarterbacks	1995-1998
Shula, Mike	Quarterbacks	2011-2012
Skipper, Jim	Running Backs	2002-2005
	Running Backs/Assistant Head Coach	2006-2010
Simmons, Darrin	Special Teams Assistant/ Asst. Strength and Conditioning	1999-2002
Simmons, Jerry	Strength and Conditioning	1999-2010
Smith, Richard	Linebackers	2009-2010
Steele, Kevin	Linebackers	1995-1998
Sunseri, Sal	Defensive Assistant	2002
	Defensive Line	2003-2008
Tolbert, Tyke	Wide Receivers	2010
Trgovac, Mike	Defensive Line	2002
	Defensive Coordinator	2003-2008
Turner, Scott	Offensive Quality Control	2011-2012
Valesente, Bob	Defensive Backs	1999
Washington, Eric	Defensive Line	2011-2012
Wilks, Steve	Secondary/Pass Defense Coordinator	2012
Williamson, Richard	Wide Receivers	1995-1999, 2002-2009
	Wide Receivers/Asst. Head Coach-Offense	2000
	Asst. Head Coach/Offensive Coordinator	2001
Wise, Tony	Offensive Line	1999-2000

ALL-TIME ALPHABETICAL ROSTER

	POS	NO	SCHOOL	GP/GS	YEARS
A					
Abraham, Clifton	CB	24	Florida State	1/0	1997
Adams, Darvin	WR	86	Auburn	2/0	2011
Adams, Joe	WR	15	Arkansas	9/0	2012
Addison, Mario	DE	97	Troy	4/1	2012
Ajirotutu, Seyi	WR	19	Fresno State	14/0	2011
Alexander, Brent	S	46	Tennessee State	32/32	1998-1999
Alexander, Frank	DE	90	Oklahoma	16/3	2012
Alexander, Gerald	S	21	Boise State	2/0	2010
Allen, Brian	LB	52	Florida State	44/9	2002-2004
Anderson, Derek	QB	3	Oregon State	4/0	2011-2012
Anderson, James	LB	50	Virginia Tech	94/53	2006-2012
Anderson, Rashard	DB	46	Jackson State	27/9	2000
Applewhite, Antwan	DE	93	San Diego State	17/4	2011-2012
Austin, Thomas	C/G	71	Clemson	4/1	2012
B					
Bailey, Carlton	LB	54	North Carolina	40/28	1995-1997
Baker, Eugene	WR	80	Kent State	4/0	2003-2004
Baker, Jason	P	7	Iowa	112/0	2005-2011
Baker, Myron	LB	53	Louisiana Tech	18/0	1996-1997
Baldwin, Randy	RB	23	Mississippi	7/2	1995
Barber, Kantroy	RB	46	West Virginia	0/0	1997
Barker, Jay	QB	11	Alabama	0/0	1996
Barnhardt, Tommy	P	6	North Carolina	16/0	1995
Barnidge, Gary	TE	82	Louisville	62/11	2008-2012
Barrow, Micheal	LB	56	Miami (FL)	48/48	1997-1999
Basanez, Brett	QB	14	Northwestern	1/0	2006-2007
Bashir, Idrees	S	33	Memphis	11/0	2005
Bates, Michael	WR/RB	82, 24	Arizona	76/0	1996-2000; 2002
Batiste, D'Anthony	G	76	Louisiana-Lafayette	0/0	2006
Battaglia, Marco	TE	47	Rutgers	2/0	2003
Beason, Jon	LB	52	Miami	69/69	2007-2012
Beebe, Don	WR	82	Chadron State	14/1	1995
Bell, Byron	T	77	New Mexico	31/27	2011-2012
Bennett, Brandon	RB	36	South Carolina	8/0	2004
Bernadeau, Mackenzy	C/G	65, 73	Bentley	47/20	2008-2011
Beuerlein, Steve	QB	7	Notre Dame	59/51	1996-2000
Biakabutuka, Tshimanga	RB	21	Michigan	51/35	1996-2001
Bickett, Duane	LB	50	Southern California	16/0	1996
Biddle, Taye	WR	11	Mississippi	2/0	2006
Black, Nathan	WR	83	Northwestern State (LA)	5/0	2002
Bohlinger, Rob	T	79	Wyoming	13/1	1998
Bolden, Juran	DB	43	Mississippi Delta	6/0	1998
Bono, Steve	QB	12	UCLA	2/0	1999
Brady, Jeff	LB	52	Kentucky	16/16	1999
Branch, Colin	S	28	Stanford	48/19	2003-2006
Brayton, Tyler	DE	96	Colorado	46/45	2008-2010
Bridges, Jeremy	T	73, 72	Southern Mississippi	43/28	2006-2008; 2012
Bright, Anthony	WR	81	Valencia CC	1/0	2002
Brockel, Richie	TE/FB	47	Boise State	27/2	2011-2012
Brockermeyer, Blake	T	78	Texas	58/56	1995-1998
Broughton, Luther	TE	84, 49	Furman	31/4	1997-98; 2001
Broussard, Jamall	WR	85	San Jose State	8/0	2004
Brown, Andre	RB	24	North Carolina State	0/0	2010
Brown, Dee	RB	22	Syracuse	14/3	2002

ADMINISTRATION
& COACHES

VETERANS

ROOKIES

2012 IN REVIEW

RECORDS

TEAM HISTORY

REFERENCE

ALL-TIME ALPHABETICAL ROSTER

ADMINISTRATION & COACHES

Brown, Everette	DE	91	Florida State	28/3	2009-2010
Brown, Tony	DT	73	Memphis	1/0	2006
Browning, Bryant	G	60	Ohio State	1/0	2011
Brzezinski, Doug	G	79	Boston College	9/8	2003-2004
Buckner, Brentson	DT	99	Clemson	71/65	2001-2005
Burke, Paul	TE	84	Idaho	0/0	1996
Burks, Dialleo	WR	89	Eastern Kentucky	1/0	1999-2000
Burton, Antwon	DT	78	Temple	2/0	2009
Burton, Shane	DT	98	Tennessee	32/8	2002-2003
Butcher, Paul	LB	53	Wayne State	16/0	1995
Butler, Darius	CB	27	Connecticut	13/6	2011
Butler, Rashad	T	79	Miami (FL)	0/0	2006
By'not'e, Butler	CB	33	Ohio State	7/0	1995
Byers, Jeff	C/G	62	Southern California	14/7	2011-2012
Byrd, Isaac	WR	82	Kansas	43/12	2000-2002
Byrum, Dion	CB	27	Ohio University	3/0	2006

VETERANS

C					
Caldwell, Mike	LB	59	Middle Tennessee State	9/0	2003
Campbell, Bruce	T	73	Maryland	5/0	2012
Campbell, D.J.	S	26	California	5/4	2012

ROOKIES

Campbell, Mathew	T/G	66	South Carolina	69/58	1995-2000
Cantwell, Hunter	QB	14	Louisville	0/0	2009
Carr, David	QB	8	Fresno State	6/4	2007
Carrier, Mark	WR	83	Nicholls State	57/36	1995-1998
Carruth, Rae	WR	84	Colorado	22/20	1997-1999
Carstens, Jordan	DT	67	Iowa State	29/16	2004-2006
Carter, Drew	WR	18	Ohio State	33/9	2005-2007
Carter, Jason	WR	11	Texas A&M	0/0	2007-2008
Carter, Todd	K	5	Grand Valley State	1/0	2010
Chandler, Jeff	K	5	Florida	2/0	2004
Chandler, Nate	DT	78	UCLA	10/0	2012
Chester, Larry	DT	64	Temple	11/5	2001
Childs, Jason	T	76	North Dakota	0/0	1995
Christian, Bob	FB	44	Northwestern	14/12	1995
Ciurciu, Vinny	LB	50	Boston College	49/5	2003-2006
Clausen, Jimmy	QB	2, 7	Notre Dame	13/10	2010-2012
Clowney, David	WR	87	Virginia Tech	10/0	2010
Colbert, Keary	WR	83	Southern California	55/43	2004-2007
Collins, Kerry	QB	12	Penn State	45/41	1995-1998
Colston, Tim	DL	90	Kansas State	2/0	1996
Conner, Darion	LB	56	Jackson State	16/16	1995
Connor, Dan	LB	44, 55	Penn State	42/19	2008-2011
Considine, Sean	S	37	Iowa	4/0	2011
Cooper, Deke	S	35	Notre Dame	26/15	2002, 2007
Cooper, Jarrod	S	40	Kansas State	40/0	2001-2004
Cook, Toi	DB	41	Stanford	31/2	1996-1997
Cota, Chad	S	37	Oregon	48/18	1995-1997
Cousin, Terry	CB	21	South Carolina	29/29	2002-2003
Craig, Dameyune	QB	2	Auburn	6/0	1998-2001
Cramer, Casey	RB	49	Dartmouth	7/1	2004-2005
Crawford, Casey	TE	84	Virginia	11/1	2000-2001
Culbertson, Quinton	LB	56	Mississippi State	5/0	2009
Cunningham, Richie	K	3	SW Louisiana	7/0	1999-2000
Curry, Donte	LB	96	Morris Brown	20/0	2007-2008

2012 IN REVIEW

RECORDS

TEAM HISTORY

REFERENCE

D					
Davidds-Garrido, Norberto	G	76	Southern California	59/39	1996-1999
Davis, C.J.	G	71	Pittsburgh	6/0	2010
Davis, Eric	CB	25	Jacksonville State	78/78	1996-2000

ALL-TIME ALPHABETICAL ROSTER

Davis, Stephen	RB	48	Auburn	29/27	2003-2005
Davis, Rod	LB	57	Southern Mississippi	1/0	2006
Davis, Thomas	S/LB	47, 58	Georgia	86/68	2005-2012
Delhomme, Jake	QB	17	Louisiana-Lafayette	91/90	2003-2009
DeLoatch, Curtis	CB	41	North Carolina A&T	6/0	2007
Dendy, Patrick	CB	29	Rice	7/1	2007
Dennis, Mark	T	74	Illinois	28/17	1995-1996
Dexter, James	OL	64	South Carolina	9/2	2000
Diggs, Na'il	LB	53	Ohio State	62/47	2006-2009
Dingle, Antonio	DT	74	Virginia	3/0	1999-2000
Dockery, James	CB	31	Oregon State	7/2	2012
Donnalley, Kevin	G	65	North Carolina	38/38	2001-2003
Draft, Chris	LB	52	Stanford	32/19	2005-2006
Duckett, Damane	DT	63	East Carolina	2/0	2004
Duckworth, Tim	G	78	Auburn	5/0	2010
Dulaney, Mike	FB	34	North Carolina	8/0	1998
Dyson, Kevin	WR	85	Utah	1/0	2003

E

Edwards, Antonio	DE	96	Valdosta State	14/7	1999
Edwards, Armanti	WR	10, 14	Appalachian State	35/0	2010-2012
Edwards, Dwan	DT	92	Oregon State	14/14	2012
Edwards, Ron	DT	96	Texas A&M	11/11	2012
Elliott, Matt	G	52	Michigan	47/32	1995-1997
Ellis, Elbert	WR	89	Pittsburgh	0/0	1995
Ellison, Atiyiah	DT	98	Missouri	0/0	2005
Evans, Doug	CB	33	Louisiana Tech	57/55	1998-2001

F

Fair, Terry	CB	28	Tennessee	3/0	2002
Farkas, Kevin	T	70	Appalachian State	0/0	1995
Faryniarz, Brett	LB	55	San Diego State	15/1	1995
Fasani, Randy	QB	12	Stanford	4/1	2002
Fatafehi, Mario	DT	92	Kansas State	6/0	2002
Fauria, Christian	TE	86	Colorado	15/3	2007
Favors, Greg	LB	53	Mississippi State	16/12	2003
Feely, A.J.	QB	11	Oregon	0/0	2009
Felton, Jerome	FB	45	Furman	9/1	2011
Fiammetta, Tony	FB	42	Syracuse	24/11	2009-2010
Fields, Jeff	DL	97	Arkansas State	2/0	1995
Fields, Mark	LB	58	Washington State	29/25	2002-2004
Fields, Ronald	DT	91	Mississippi State	6/0	2011
Fletcher, Derrick	G	74	Baylor	5/0	2002
Floyd, William	FB	40	Florida State	42/37	1998-2000
Fordham, Todd	T	78	Florida State	47/8	2004-2006
Foster, DeShaun	RB	26	UCLA	63/40	2002-2007
Fountaine, Jamal	LB	50	Washington	0/0	1995
Fox, Mike	DE	93	West Virginia	54/43	1995-1998
Fua, Sione	DT	94	Stanford	24/12	2011-2012
Fuller, Curtis	S	23	Texas Christian	6/0	2004

G

Gaines, Michael	TE	84	Central Florida	42/21	2004-2006
Gaither, Omar	LB	59	Tennessee	10/4	2011
Gamble, Chris	CB	20	Ohio State	123/117	2004-2012
Gano, Graham	K	9	Florida State	6/0	2012
Garcia, Frank	G	65	Washington	91/84	1995-2000
Gardner, Rod	WR	87	Clemson	11/0	2005
Gaskins, Percell	LB	55	Kansas State	12/0	1997
Gavadza, Jason	TE	49	Kent State	0/0	2000

ADMINISTRATION
& COACHES

VETERANS

ROOKIES

2012 IN REVIEW

RECORDS

TEAM HISTORY

REFERENCE

ALL-TIME ALPHABETICAL ROSTER

ADMINISTRATION
& COACHES

VETERANS

ROOKIES

2012 IN REVIEW

RECORDS

TEAM HISTORY

REFERENCE

Gettis, David	WR	12	Baylor	17/13	2010-2012
Gibson, Gary	DT	91	Rutgers	12/0	2007-2008
Gilbert, Sean	DL	94	Pittsburgh	64/56	1998-2002
Godfrey, Charles	S	30	Iowa	73/72	2008-2012
Goings, Nick	FB	37	Pittsburgh	105/13	2001-2008
Goodson, Mike	RB	33	Texas A&M	28/3	2009-2011
Graham, Derrick	T	74	Appalachian State	11/7	1995
Graham, Shayne	K	11	Virginia Tech	11/0	2002
Grant, Deon	S	27	Tennessee	48/48	2001-2003
Gray, Derwin	S	44	Brigham Young	3/0	1998
Greeley, Bucky	C	68	Penn State	6/0	1996-1997
Green, Ray	S	29	South Carolina	16/0	2000
Green, Willie	WR	86	Mississippi	31/17	1995-1996
Greene, Kevin	LB	91	Auburn	47/47	1996,1998-1999
Greene, Scott	FB	43	Michigan State	24/14	1996-1997
Griffith, Howard	FB	30	Illinois	31/21	1995-1996
Gross, Jordan	T	69	Utah	151/151	2003-2012
Guliford, Eric	WR	84	Arizona State	14/9	1995
H					
Hackett, D.J.	WR	18	Colorado	9/2	2008
Haller, Alan	CB	24	Michigan State	2/0	1995
Hambrick, Darren	LB	59	South Carolina	9/8	2001
Hampton, William	CB	31	Murray State	9/0	2003-2004
Hangartner, Geoff	C/G	63	Texas A&M	82/55	2005-08; 2011-12
Hankton, Karl	WR	88	Trinity(IL)/LSU	104/1	2000-2006
Harbaugh, Jim	QB	5	Michigan	0/0	2001
Hardy, Greg	DE	76	Mississippi	46/26	2010-2012
Hardy, Jermaine	S	29	Virginia	3/0	2005
Harper, Deveron	CB	28	Notre Dame	24/1	2000-2001
Harris, Chris	S	43	Louisiana-Monroe	44/44	2007-2009
Harris, Joey	RB	25	Purdue	4/0	2004
Harris, Nic	LB	59	Oklahoma	15/4	2010
Harris, Ra'Shon	DT	77	Oregon	2/0	2009
Hartsock, Ben	TE	84	Ohio State	30/7	2011-2012
Hartwig, Justin	C	75	Kansas	17/16	2006-2007
Hawkes, Michael	LB	59	Virginia Tech	3/0	2000-2001
Hawkins, Artrell	CB	27	Cincinnati	14/4	2004
Hayden, Nick	DT	78, 98	Wisconsin	26/13	2008-2010
Haye, Jovan	DE	92	Vanderbilt	2/0	2005
Hayes, Brandon	G	67	Central State	7/0	1996
Hayes, Donald	WR	81	Wisconsin	51/31	1998-2001
Haynes, Alex	RB	24	Central Florida	9/0	2007
Heinrich, Keith	TE	80	Sam Houston State	4/0	2002
Hemsley, Nate	LB	54	Syracuse	9/3	2001
Hetherington, Chris	FB	44	Yale	46/6	1999-2001
Hicks, Hayworth	G	75	Iowa State	0/0	2012
Hilbert, Jon	PK	5	Louisville	1/0	2002
Hill, Efrem	WR	5	Samford	0/0	2005
Hill, Travis	LB	59	Nebraska	3/0	1995
Hines, Jermale	S	36	Ohio State	5/0	2011
Hitchcock, Jimmy	CB	37	North Carolina	32/9	2000-2001
Hoard, Leroy	RB	33	Michigan	3/0	1996
Hodge, Abdul	LB	56	Iowa	5/0	2010
Hogan, Brandon	CB	21	West Virginia	3/0	2011-2012
Hogue, Doug	LB	55	Syracuse	9/0	2012
Holmberg, Rob	LB	58	Penn State	1/0	2001
Hoover, Brad	RB	45	Western Carolina	152/95	2000-2009

ALL-TIME ALPHABETICAL ROSTER

Howard, Reggie	CB	23	Memphis State	47/29	2000-2003; 2006
Hudson, Marcus	S	25	North Carolina State	14/0	2010
Humphrey, Deon	LB	58	Florida State	3/0	2000
Huntley, Richard	RB	34	Winston-Salem State	14/9	2001

I

Irvin, Corvey	DT	93	Georgia	2/0	2010
Ismail, Raghib	WR	81	Notre Dame	42/22	1996-1998
Ivy, Mortty	LB	54	West Virginia	0/0	2009

J

Jackson, Brad	LB	50	Cincinnati	11/0	2002
Jackson, Eddie	CB	34	Arkansas	10/0	2004
Jackson, Rashawn	FB	38	Virginia	2/1	2010
Jackson, Steven	RB	48	Clemson	0/0	2006
James, Jenó	T	78	Auburn	55/28	2000-2003
Jamison, Brandon	LB	57	West Georgia	19/0	2006-2007
Jansen, J.J.	LS	44	Notre Dame	64/0	2009-2012
Janus, Paul	C	74	Northwestern	5/1	1998-1999
Jarrett, Dwayne	WR	80	Southern California	32/3	2007-2010
Jeffers, Patrick	WR	83	Virginia	24/10	1999-2001
Jenkins, Kris	DT	77	Maryland	85/79	2001-2007
Jensen, Jerry	LB	53	Washington	10/0	1998-1999
Jeter, Tommy	DE	97	Texas	1/0	1996
Johnson, Anthony	RB	23	Notre Dame	71/20	1995-1999
Johnson, Charles	DE	95	Georgia	79/51	2007-2012
Johnson, Ed	DT	99	Penn State	12/6	2010
Johnson, Keyshawn	WR	19	Southern California	16/16	2006
Johnson, Landon	LB	54	Purdue	25/3	2008-2009
Jones, Clarence	T	75	Maryland	27/27	1999-2000
Jones, Colin	S	42	Texas Christian	15/0	2012
Jones, Dontá	LB	54	Nebraska	16/0	1999
Jones, Ernest	LB	59	Oregon	20/0	1998-1999
Jones, Mark	WR	84	Tennessee	16/0	2008
Jones, Reggie	WR	81	Louisiana State	1/0	1995
Jordan, Omari	DT	91	Buffalo	5/0	2004
Jordan, Leander	G	76	Indiana (PA)	13/5	2001-2002

K

Kadela, Dave	T	61	Virginia Tech	1/0	2004-2006
Kalil, Ryan	C	65, 67	Southern California	71/68	2007-2012
Kasay, John	K	4	Georgia	221/0	1995-2010
Kearse, Frank	DT	99	Alabama A&M	14/8	2011-2012
Keiser, Thomas	DE	98	Stanford	12/0	2011-2012
Kemoeatu, Maake	DT	99	Utah	32/26	2006-2009
Killings, Cedric	DT	91	Carson-Newman	4/0	2001
Kinchen, Brian	TE	88	Louisiana State	32/0	1999-2000
King, Jeff	TE	87, 47	Virginia Tech	60/47	2006-2010
King, Sean	DE	96	NE Louisiana	39/2	1995-1998
Kragen, Greg	NT	71	Utah State	48/47	1995-1997
Kuechly, Luke	LB	59	Boston College	16/16	2012
Kunalic, Adi	K	5	Nebraska	0/0	2011
Kyle, Jason	LB	56	Arizona State	128/0	2001-2008

L

Lacina, Corbin	G	64	Augustana	10/10	1998
LaFell, Brandon	WR	11	Louisiana State	44/20	2010-2012
Landri, Derek	DT	61	Notre Dame	16/16	2009-2010
Lane, Fred	RB	32	Lane College	42/23	1997-1999
Lathon, Lamar	LB	57	Houston	48/48	1995-1998

ADMINISTRATION
& COACHES

VETERANS

ROOKIES

2012 IN REVIEW

RECORDS

TEAM HISTORY

REFERENCE

ALL-TIME ALPHABETICAL ROSTER

ADMINISTRATION & COACHES

Ledford, Dwayne	G	74
LeFors, Stefan	QB	3
Leonard, Louis	DT	94
Lewis, Damione	DT	92
Lewis, Keith	S	49
Lewis, Jeff	QB	8
Lloyd, Greg	LB	95
Lloyd, Rhys	K	5, 8
Lofton, Steve	CB	29
Love, Sean	G	79
Lucas, Al	DT	71
Lucas, Ken	CB	23, 21
Lytle, Matt	QB	8

M

VETERANS

Mangum, Kris	TE	86
Manning, Jr., Ricky	CB	24
Manuel, Marquand	S	36
Mare, Olindo	K	10
Marshall, Richard	CB	31
Martin, Charly	WR	83
Martin, Emerson	G	78
Martin, Sherrod	CB/S	23
Mathis, Evan	G	71
Matthews, Shane	QB	9
Maumau, Viliami	DT	79
Maxie, Brett	S	39
McCadham, Kevin	S	25
McClain, Robert	CB	36
McClain, Terrell	DT	97
McClover, Stanley	DE	74
McCown, Josh	QB	12
McCree, Marlon	S	27
McDaniel, Emmanuel	CB	26
McDowell, Bubba	S	25
McGill, Lenny	CB	22
McKinley, Alvin	DT	99
McKyer, Tim	CB	22
Means, Natrone	RB	20
Medlock, Justin	K	6
Metcalf, Eric	WR	82
Metzelaars, Pete	TE	88
Miller, Les	DL	69
Mills, Ernie	WR	89
Mills, Sam	LB	51
Milem, John	DE	91
Minor, Kory	LB	52
Minter, Mike	S	30
Mitchell, Jeff	C	60
Montgomery, Joe	RB	33
Montgomery, Will	C	66
Moore, Derrick	RB	20
Moore, Kenny	WR	81
Moore, Matt	QB	3
Moorehead, Kindal	DT	94
Morris, Chris	C	63
Morabito, Tim	NT	95
Morgan, Dan	LB	55
Morton, Christian	CB	35

ROOKIES

2012 IN REVIEW

RECORDS

TEAM HISTORY

REFERENCE

East Carolina	0/0	2001
Louisville	0/0	2005
Fresno State	4/1	2009-2010
Miami (FL)	62/36	2006-2009
Oregon	0/0	2009
Northern Arizona	7/0	1999-2000
Fort Valley State	16/14	1998
Minnesota	48/0	2007-2009, 2010
Texas A&M	36/13	1995-96, 1998-99
Penn State	11/1	1995
Troy State	20/0	2000-2001
Mississippi	60/59	2005-2008
Pittsburgh	3/1	2001
Mississippi	126/61	1997-2006
UCLA	48/26	2003-2005
Florida	16/2	2007
Syracuse	16/0	2011
Fresno State	80/45	2006-2010
West Texas A&M	8/0	2009-2010
Hampton (VA)	2/1	1995
Troy	59/36	2009-2012
Alabama	25/15	2005-2007
Florida	0/0	1997-1998
Colorado	1/0	1999
Texas Southern	29/29	1995-1996
Virginia Tech	16/0	2006
Connecticut	16/2	2010
South Florida	12/12	2011
Auburn	13/0	2006-2007
Sam Houston State	3/0	2008-2009
Kentucky	16/15	2005
East Carolina	18/4	1996;2002
Miami (FL)	16/3	1995
Arizona State	10/0	1998
Mississippi State	7/0	2000-2001
Texas-Arlington	16/16	1995
North Carolina	1/0	2000
UCLA	10/0	2012
Texas	16/1	1999
Wabash	14/14	1995
Fort Hays State	45/24	1996-1998
Florida	10/5	1997
Montclair State	48/48	1995-1997
Lenoir-Rhyne	2/0	2001
Notre Dame	30/2	1999-2002
Nebraska	148/141	1997-2006
Florida	78/78	2001-2005
Ohio State	3/0	2002
Virginia Tech	6/4	2006
NE Oklahoma State	13/10	1995
Wake Forest	12/1	2008-2009
Oregon State	22/13	2007-2010
Alabama	75/13	2003-2007
Michigan State	3/0	2010
Boston College	48/37	1997-2000
Miami	59/59	2001-2007
Illinois	7/2	2006

ALL-TIME ALPHABETICAL ROSTER

Muhammad, Muhsin	WR	87	Michigan State	155/141	1996-04,08-2009
Mullen, Roderick	DB	28	Grambling State	15/0	1999
Munnerlyn, Captain	CB	41	South Carolina	61/34	2009-2012
Murphy, Louis	WR	83	Florida	16/5	2012

N

Naanee, Legedu	WR	17	Boise State	15/10	2011
Nakamura, Haruki	S	43	Cincinnati	13/13	2012
Navies, Hannibal	LB	53	Colorado	39/15	1999-2002
Neblett, Andre	DT	68	Temple	30/7	2010-2012
Nedney, Joe	PK	6	San Jose State	12/0	2000
Nelson, Bruce	G	72	Iowa	15/1	2003-2004
Nelson, Jonathan	S	37	Oklahoma	2/1	2011
Nesbit, Jamar	C	63	South Carolina	53/45	1999-2002
Newton, Cam J.	QB	1	Auburn	32/32	2011-2012
Newton, Cam L.	S	29	Furman	0/0	2006
Newton, Nate	G	73	Florida A&M	7/0	1999
Norman, Josh	CB	24	Coastal Carolina	16/12	2012
Nortman, Brad	P	8	Wisconsin	16/0	2012
Norwood, Eric	DE/LB	92	South Carolina	28/0	2010-2011
Null, Keith	QB	9	West Texas A&M	0/0	2010
Nunley, Jeremy	DE	99	Alabama	0/0	1995
Nwagbuo, Ogemdi	DT	78	Michigan State	4/1	2011

O

Oliver, Winslow	RB	20	New Mexico State	38/0	1996-1998
Olsen Greg	TE	88	Miami (FL)	32/29	2011-2012
Onatolu, Kenny	LB	56	Nebraska-Omaha	3/0	2012
Omiyale, Frank	T	76	Tennessee Tech	10/1	2007-2008
Otah, Jeff	T	79	Pittsburgh	29/29	2008-2011

P

Parker, Billy	S	27	William and Mary	0/0	2005
Parker, J'Vonne	DT	98	Rutgers	1/0	2008
Parker, Ron	CB	25	Newberry College (SC)	3/0	2012
Peete, Rodney	QB	9	Southern California	16/15	2002-2004
Peppers, Julius	DE	90	North Carolina	122/120	2002-2009
Peter, Jason	DE	97	Nebraska	38/20	1998-2001
Peterson, Andrew	OL	60	Washington	4/2	1995
Petitti, Rob	T	64	Pittsburgh	5/0	2009, 2010
Phenix, Perry	S	20	So. Mississippi	2/0	2001
Philion, Ed	NT	90	Ferris State	0/0	1996
Phillips, Jason	LB	53	Texas Christian	20/2	2011-2012
Philyaw, Dino	RB	32	Oregon	9/0	1995-1996
Pieri, Damon	S	27	San Diego State	32/1	1995-1997
Pike, Tony	QB	16	Cincinnati	1/0	2010
Pilares, Kealoha	WR	81	Hawaii	20/0	2011-2012
Pinkney, Cleveland	DT	62	South Carolina	2/0	2004
Pittman, Kavika	DE	92	McNeese State	2/0	2003
Pollak, Mike	G	74	Arizona State	1/0	2012
Poole, Tyrone	CB	38	Fort Valley State	47/44	1995-1997
Posey, Jeff	LB	90	Southern Mississippi	4/0	2001
Pressley, DeMario	DT	61	North Carolina State	1/0	2011
Price, Shawn	DE	92	Pacific	16/0	1995
Proehl, Ricky	WR	81	Wake Forest	48/5	2003-2005
Pugh, Jordan	S	29	Texas A&M	27/2	2010-2011

R

Rasby, Walter	TE	88	Wake Forest	39/5	1995-1997
Rasmussen, Kemp	DE	97	Indiana	50/0	2002-2005

ADMINISTRATION
& COACHES

VETERANS

ROOKIES

2012 IN REVIEW

RECORDS

TEAM HISTORY

REFERENCE

ALL-TIME ALPHABETICAL ROSTER

ADMINISTRATION
& COACHES

VETERANS

ROOKIES

2012 IN REVIEW

RECORDS

TEAM HISTORY

REFERENCE

Raybon, Israel	DE	92	North Alabama	9/0	1997
Redmon, Anthony	G	61	Auburn	25/19	1998-1999
Reed, Michael	CB	45	Boston College	3/0	1995-1996
Reich, Frank	QB	14	Maryland	3/3	1995
Reid, Spencer	LB	54	Brigham Young	16/0	1998
Reyes, Tutan	OL	76	Mississippi	30/28	2004-2005
Richardson, Damien	S	39	Arizona State	77/10	1998-2003
Robertson, Jamal	RB	22	Ohio Northern	12/0	2004-2005
Robinson, Duke	G	72	Oklahoma	1/0	2009-2010
Robinson, Eugene	S	41	Colgate	16/16	2000
Robinson, Ryne	WR	10	Miami (OH)	16/0	2007-2008
Rodenhauser, Mark	C	63	Illinois State	48/0	1995-1997
Rosario, Dante	TE	88	Oregon	62/21	2007-2010
Ross, Micah	WR	11	Jacksonville	10/0	2004
Royal, Andre	LB	58	Alabama	44/13	1995-1997
Rucker, Mike	DE	93	Nebraska	139/107	1999-2007
Russell, Anderson	S	40	Ohio State	3/0	2012
S					
Saleh, Tarek	LB	94	Wisconsin	14/1	1997-1998
Salley, Nate	S	33, 25	Ohio State	24/0	2006-2008
Sasa, Don	DE	98	Washington State	2/0	1997-1998
Sauerbrun, Todd	P	10	West Virginia	64/0	2001-2004
Schwartz, Geoff	T/G	74	Oregon	31/19	2009-2011
Scifres, Steve	OL	72	Wyoming	1/0	1998
Scurlock, Mike	S	38	Arizona	14/0	1999
Seals, Ray	DE	99	none	14/7	1997
Seidman, Mike	TE	82	UCLA	43/15	2003-2006
Selvie, George	DE	90	South Florida	4/0	2011
Senn, Jordan	LB	57	Portland State	52/7	2009-2012
Seward, Adam	LB	46	UNLV	40/2	2005-2008
Shaw, Tim	LB	97	Penn State	14/0	2007
Shelton, Eric	RB	32	Louisville	9/0	2005-2006
Shirley, Jason	DT	71	Fresno State	4/0	2011
Shiver, Clay	G	60	Florida State	0/0	1999
Shockey, Jeremy	TE	80	Miami (FL)	15/13	2011
Short, Brandon	LB	53	Penn State	32/17	2004-2005
Siglar, Ricky	T	75	San Jose State	1/0	1998
Silatolu, Amini	G	61	Midwestern State	15/15	2012
Simmons, Terrance	DT	59	Alabama State	2/0	2002
Skrepenak, Greg	G	75	Michigan	32/32	1996-1997
Slade, Chris	DE	50	Virginia	15/0	2001
Smart, Rod	RB	32	Western Kentucky	44/0	2002-2005
Smith, Armond	RB	36	Union College (KY)	4/0	2012
Smith, Chuck	DE	91	Tennessee	2/2	2000
Smith, Kelvin	LB	56	Syracuse	3/0	2009
Smith, Lamar	RB	26	Houston	11/11	2002
Smith, Rod	CB	31	Notre Dame	46/10	1995-1998
Smith, Steve	WR	89	Utah	167/146	2001-2012
St. Pierre, Brian	QB	6	Boston College	1/1	2010
Stanford, R.J.	CB	35, 25	Utah	12/0	2010-2011
Stark, Rohn	P	3	Florida State	16/0	1996
Steussie, Todd	T	75	California	48/48	2001-2003
Stewart, Jonathan	RB	28	Oregon	71/19	2008-2012
Stewart, Todd	T	70	California	0/0	1997
Stoltenberg, Bryan	C	67	Colorado	38/18	1998-2000
Stone, Dwight	WR	80	Middle Tennessee State	64/0	1995-1998
Strait, Derrick	CB	22	Oklahoma	2/0	2006
Sutter, Ryan	S	35	Colorado	1/0	1998
Sutton, Tyrell	RB	22	Northwestern	16/1	2009-2010

ALL-TIME ALPHABETICAL ROSTER

Swann, Eric	DT	98	none	16/3	2000
Swift, Michael	CB	26	Austin Peay	23/5	1998-1999
T					
Tatum, Kinnon	LB	50	Notre Dame	31/0	1997-1998
Taves, Josh	DE	91	Northeastern	5/0	2002
Taylor, Hilee	DE	66, 97	North Carolina	14/0	2008-2010
Taylor, Travis	WR	19	Florida	0/0	2007
Teal, Quinton	S	28, 29	Coastal Carolina	44/4	2007-2009
Terrell, Pat	S	40	Notre Dame	48/34	1995-1997
Terry, Chris	T	70	Georgia	57/57	1999-2002
Terry, Rick	DL	71	North Carolina	15/3	1998-1999
Testaverde, Vinny	QB	16	Miami (FL)	7/6	2007
Thomas, Blair	RB	31	Penn State	7/0	1995
Thomas, Devin	WR	80	Michigan State	1/0	2010
Thomas, Hollis	DT	75	Northern Illinois	13/12	2009
Thomas, Josh	CB	22	Buffalo	25/4	2011-2012
Thomas, Mark	DE	95	North Carolina State	22/0	1995-1996
Tillman, Lawyer	TE	85	Auburn	5/0	1995
Tillman, Travares	S	42	Georgia Tech	14/1	2003-2004
Tolbert, Mike	FB	35	Coastal Carolina	16/5	2012
Tovar, Steve	LB	55	Ohio State	16/6	1999
Towns, Lester	LB	57	Washington	55/30	2000-2003
Trudeau, Jack	QB	10	Illinois	1/0	1995
Tuaolo, Esera	DT	98	Oregon State	12/0	1999
Tucker, Syii	TE	89	Miami	0/0	1996
Tufts, Sean	LB	57	Colorado	15/0	2004-2005
Turnbull, Renaldo	LB	97	West Virginia	16/2	1997
Turner, Nate	FB	32	Nebraska	2/0	1995
Turner, Jim	WR	15	Syracuse	0/0	2001
Tuten, Melvin	T	73	Syracuse	32/8	2000-2003
Tyler, Tank	DT	93	North Carolina State	6/0	2009
Tylski, Rich	G	65	Utah State	16/1	2004
U					
Uwaezuoke, Iheanyi	WR	89	California	11/2	2000
V					
Vaughan, Josh	RB	32	Richmond	10/0	2010-2011
Veland, Tony	S	36	Nebraska	15/5	1998
Villa, Danny	C	72	Arizona State	7/0	1998
Vincent, Keydrick	G	68	Mississippi	30/30	2008-2009
W					
Wahle, Mike	G	68	Navy	45/45	2005-2007
Walker, Darwin	DT	93	Tennessee	10/2	2008
Wallace, Al	DE	96	Maryland	80/10	2002-2006
Walls, Wesley	TE	85	Mississippi	98/96	1996-2002
Walter, Ken	P	13	Kent State	64/0	1997-2000
Washington, TJ	T	62	Virginia Tech	0/0	2001
Weinke, Chris	QB	16	Florida State	27/19	2001-2006
Wells, Dean	LB	95	Kentucky	45/27	1999-2001
Wells, Reggie	T	78	Clarion (PA)	5/0	2011
Wesley, Dante	CB	21, 23	Arkansas-Pine Bluff	91/2	02-05;2007-2009
Wharton, Travelle	T	70	South Carolina	99/99	2004-2011
Wheeler, Leonard	CB	37	Troy State	16/0	1998-1999
White, Reggie	DE	92	Tennessee	16/16	2000
Whitley, Curtis	C	64	Clemson	27/24	1995-1996
Wiggins, Brian	WR	84	Texas Southern	0/0	1995
Wiggins, Jermaine	TE	84	Georgia	27/12	2002-2003
Wilds, Garnell	CB	38	Virginia Tech	3/0	2005

ADMINISTRATION
& COACHES

VETERANS

ROOKIES

2012 IN REVIEW

RECORDS

TEAM HISTORY

REFERENCE

ALL-TIME ALPHABETICAL ROSTER

ADMINISTRATION
& COACHES

VETERANS

ROOKIES

2012 IN REVIEW

RECORDS

TEAM HISTORY

REFERENCE

Wiley, Chuck	DE	99	Louisiana State	16/16	1998-1999
Williams, DeAngelo	RB	34	Memphis	96/61	2006-2012
Williams, Garry	T/G	65	Kentucky	39/20	2009-2012
Williams, Gerald	DE	98	Auburn	37/34	1995-1997
Williams, Jamar	LB	53	Arizona State	3/0	2010
Williams, Jason	LB	54	Western Illinois	23/4	2010-2011; 2012
Williams, Jay	DE	96	Wake Forest	32/27	2000-2001
Williams, Louis	G	66	Louisiana State	2/0	2001-2002
Williams, Shaun	S	36	UCLA	12/12	2006
Williams, Thomas	LB	94, 56	Southern California	7/2	2010-2011
Williams, Zack	G	64	Washington State	1/0	2011-2012
Willig, Matt	T	71	Southern California	29/9	2003-2004
Wilson, C.J.	S	27	Baylor	23/0	2007-2010
Wilson, Gillis	DE	92	Southern	5/0	2001
Wilson, Jamie	T	73	Marshall	0/0	1997
Wilson, Kion	LB	91	South Florida	5/0	2011
Witherspoon, Will	LB	54	Georgia	62/55	2002-2005
Woodall, Lee	LB	54	West Chester	16/16	2000
Workman, Vince	RB	34	Ohio State	9/0	1995
Wright, Wallace	WR	15	North Carolina	0/0	2010
Y					
Yeboah-Kodie, Phil	LB	59	Penn State	0/0	1995
Young, Walter	WR	83	Illinois	7/0	2003
Z					
Zgonina, Jeff	NT	90	Purdue	2/0	1995
Ziemba, Lee	T	75	Auburn	6/0	2011-2012

For inclusion, a player must be on the active 53-man roster for a minimum of one game

ALL-TIME NUMERICAL ROSTER

	NAME	POS	SCHOOL	GP/GS	YEARS
1	Newton, Cam J.	QB	Auburn	32/32	2011-2012
2	Craig, Dameyune	QB	Auburn	6/0	1998-2001
2, 7	Clausen, Jimmy	QB	Notre Dame	13/10	2010-2012
3	Anderson, Derek	QB	Oregon State	4/0	2011-2012
	Cunningham, Richie	K	SW Louisiana	7/0	1999-2000
	LeFors, Stefan	QB	Louisville	0/0	2005
	Moore, Matt	QB	Oregon State	22/13	2007-2010
	Stark, Rohn	P	Florida State	16/0	1996
4	Kasay, John	K	Georgia	221/0	1995-2010
5	Carter, Todd	K	Grand Valley State	1/0	2010
	Chandler, Jeff	K	Florida	2/0	2004
	Harbaugh, Jim	QB	Michigan	0/0	2001
	Hilbert, Jon	PK	Louisville	1/0	2002
	Hill, Efreem	WR	Samford	0/0	2005
	Kunalic, Adi	K	Nebraska	0/0	2011
5, 8	Lloyd, Rhys	K	Minnesota	48/0	2007-2009, 2010
6	Barnhardt, Tommy	P	North Carolina	16/0	1995
	Medlock, Justin	K	UCLA	10/0	2012
	Nedney, Joe	PK	San Jose State	12/0	2000
	State Pierre, Brian	QB	Boston College	1/1	2010
7	Baker, Jason	P	Iowa	112/0	2005-2011
	Beuerlein, Steve	QB	Notre Dame	59/51	1996-2000
8	Carr, David	QB	Fresno State	6/4	2007
	Lewis, Jeff	QB	Northern Arizona	7/0	1999-2000
	Lytle, Matt	QB	Pittsburgh	3/1	2001
	Nortman, Brad	P	Wisconsin	16/0	2012
9	Gano, Graham	K	Florida State	6/0	2012
	Matthews, Shane	QB	Florida	0/0	1997-1998
	Null, Keith	QB	West Texas A&M	0/0	2010
	Peete, Rodney	QB	Southern California	16/15	2002-2004
10	Mare, Olindo	K	Syracuse	16/0	2011
	Robinson, Ryne	WR	Miami (OH)	16/0	2007-2008
	Sauerbrun, Todd	P	West Virginia	64/0	2001-2004
	Trudeau, Jack	QB	Illinois	1/0	1995
10, 14	Edwards, Armanti	WR	Appalachian State	35/0	2010-2012
11	Barker, Jay	QB	Alabama	0/0	1996
	Biddle, Taye	WR	Mississippi	2/0	2006
	Carter, Jason	WR	Texas A&M	0/0	2007-2008
	Feely, A.J.	QB	Oregon	0/0	2009
	Graham, Shayne	PK	Virginia Tech	11/0	2002
	LaFell, Brandon	WR	Louisiana State	44/20	2010-2012
	Ross, Micah	WR	Jacksonville	10/0	2004
12	Bono, Steve	QB	UCLA	2/0	1999
	Collins, Kerry	QB	Penn State	45/41	1995-1998
	Fasani, Randy	QB	Stanford	4/1	2002
	Gettis, David	WR	Baylor	17/13	2010-2012
	McCown, Josh	QB	Sam Houston State	3/0	2008-2009
13	Walter, Ken	P	Kent State	64/0	1997-2000
14	Basanez, Brett	QB	Northwestern	1/0	2006-2007
	Cantwell, Hunter	QB	Louisville	0/0	2009
	Reich, Frank	QB	Maryland	3/3	1995
15	Adams, Joe	WR	Arkansas	9/0	2012
	Turner, Jim	WR	Syracuse	0/0	2001
	Wright, Wallace	WR	North Carolina	0/0	2010
16	Pike, Tony	QB	Cincinnati	1/0	2010
	Testaverde, Vinny	QB	Miami (FL)	7/6	2007
	Weinke, Chris	QB	Florida State	27/19	2001-2006

ADMINISTRATION
& COACHES

VETERANS

ROOKIES

2012 IN REVIEW

RECORDS

TEAM HISTORY

REFERENCE

ALL-TIME NUMERICAL ROSTER

ADMINISTRATION
& COACHES

VETERANS

ROOKIES

2012 IN REVIEW

RECORDS

TEAM HISTORY

REFERENCE

17	Delhomme, Jake	QB	Louisiana-Lafayette	91/90	2003-2009
	Nanee, Legeedu	WR	Boise State	15/10	2011
18	Carter, Drew	WR	Ohio State	33/9	2005-2007
	Hackett, D.J.	WR	Colorado	9/2	2008
19	Ajirotutu, Seyi	WR	Fresno State	14/0	2011
	Johnson, Keyshawn	WR	Southern California	16/16	2006
	Taylor, Travis	WR	Florida	0/0	2007
20	Gamble, Chris	CB	Ohio State	123/117	2004-2012
	Means, Natrone	RB	North Carolina	1/0	2000
	Moore, Derrick	RB	NE Oklahoma State	13/10	1995
	Oliver, Winslow	RB	New Mexico State	38/0	1996-1998
	Phenix, Perry	S	Southern Mississippi	2/0	2001
21	Alexander, Gerald	S	Boise State	2/0	2010
	Biakabutuka, Tshimanga	RB	Michigan	51/35	1996-2001
	Cousin, Terry	CB	South Carolina	29/29	2002-2003
	Hogan, Brandon	CB	West Virginia	3/0	2011-2012
21, 23	Wesley, Dante	CB	Arkansas-Pine Bluff	91/2	02-05;2007-2009
22	Brown, Dee	RB	Syracuse	14/3	2002
	McGill, Lenny	CB	Arizona State	10/0	1998
	McKyer, Tim	CB	Texas-Arlington	16/16	1995
	Robertson, Jamal	RB	Ohio Northern	12/0	2004-2005
	Strait, Derrick	CB	Oklahoma	2/0	2006
	Sutton, Tyrell	RB	Northwestern	16/1	2009-2010
	Thomas, Josh	CB	Buffalo	25/4	2011-2012
23	Baldwin, Randy	RB	Mississippi	7/2	1995
	Fuller, Curtis	S	Texas Christian	6/0	2004
	Howard, Reggie	CB	Memphis State	47/29	2000-2003; 2006
	Johnson, Anthony	RB	Notre Dame	71/20	1995-1999
	Martin, Sherrod	CB	Troy	59/36	2009-2012
23, 21	Lucas, Ken	CB	Mississippi	60/59	2005-2008
24	Abraham, Clifton	CB	Florida State	1/0	1997
	Brown, Andre	RB	North Carolina State	0/0	2010
	Haller, Alan	CB	Michigan State	2/0	1995
	Haynes, Alex	RB	Central Florida	9/0	2007
	Manning, Jr., Ricky	CB	UCLA	48/26	2003-2005
	Norman, Josh	CB	Coastal Carolina	16/12	2012
25	Davis, Eric	CB	Jacksonville State	78/78	1996-2000
	Harris, Joey	RB	Purdue	4/0	2004
	Hudson, Marcus	S	North Carolina State	14/0	2010
	McCadam, Kevin	S	Virginia Tech	16/0	2006
	McDowell, Bubba	S	Miami (FL)	16/3	1995
	Parker, Ron	CB	Newberry College (SC)	3/0	2012
26	Campbell, D.J.	S	California	5/4	2012
	Foster, DeShaun	RB	UCLA	63/40	2002-2007
	McDaniel, Emmanuel	CB	East Carolina	18/4	1996;2002
	Smith, Lamar	RB	Houston	11/11	2002
	Swift, Michael	CB	Austin Peay	23/5	1998-1999
27	Butler, Darius	CB	Connecticut	13/6	2011
	Byrum, Dion	CB	Ohio University	3/0	2006
	Grant, Deon	S	Tennessee	48/48	2001-2003
	Hawkins, Artrell	CB	Cincinnati	14/4	2004
	McCree, Marlon	S	Kentucky	16/15	2005
	Parker, Billy	S	William and Mary	0/0	2005
	Pieri, Damon	S	San Diego State	32/1	1995-1997
	Wilson, C.J.	S	Baylor	23/0	2007-2010
28	Branch, Colin	S	Stanford	48/19	2003-2006
	Fair, Terry	CB	Tennessee	3/0	2002
	Harper, Deveron	CB	Notre Dame	24/1	2000-2001
	Mullen, Roderick	DB	Grambling State	15/0	1999

ALL-TIME NUMERICAL ROSTER

	Stewart, Jonathan	RB	Oregon	71/19	2008-2012
28, 29	Teal, Quinton	S	Coastal Carolina	44/4	2007-2009
29	Dendy, Patrick	CB	Rice	7/1	2007
	Green, Ray	S	South Carolina	16/0	2000
	Hardy, Jermaine	S	Virginia	3/0	2005
	Lofton, Steve	CB	Texas A&M	36/13	1995-1996, 1998-1999
	Newton, Cam L.	S	Furman	0/0	2006
	Pugh, Jordan	S	Texas A&M	27/2	2010-2011
30	Godfrey, Charles	S	Iowa	73/72	2008-2012
	Griffith, Howard	FB	Illinois	31/21	1995-1996
	Minter, Mike	S	Nebraska	148/141	1997-2006
31	Dockery, James	CB	Oregon State	7/2	2012
	Hampton, William	CB	Murray State	9/0	2003-2004
	Marshall, Richard	CB	Fresno State	80/45	2006-2010
	Smith, Rod	CB	Notre Dame	46/10	1995-1998
	Thomas, Blair	RB	Penn State	7/0	1995
32	Lane, Fred	RB	Lane College	42/23	1997-1999
	Philyaw, Dino	RB	Oregon	9/0	1995-1996
	Shelton, Eric	RB	Louisville	9/0	2005-2006
	Smart, Rod	RB	Western Kentucky	44/0	2002-2005
	Turner, Nate	FB	Nebraska	2/0	1995
	Vaughan, Josh	RB	Richmond	10/0	2010-2011
33	Bashir, Idrees	S	Memphis	11/0	2005
	By'not'e, Butler	CB	Ohio State	7/0	1995
	Evans, Doug	CB	Louisiana Tech	57/55	1998-2001
	Goodson, Mike	RB	Texas A&M	28/3	2009-2011
	Hoard, Leroy	RB	Michigan	3/0	1996
	Montgomery, Joe	RB	Ohio State	3/0	2002
33, 25	Salley, Nate	S	Ohio State	24/0	2006-2008
34	Dulaney, Mike	FB	North Carolina	8/0	1998
	Huntley, Richard	RB	Winston-Salem State	14/9	2001
	Jackson, Eddie	CB	Arkansas	10/0	2004
	Williams, DeAngelo	RB	Memphis	96/61	2006-2012
	Workman, Vince	RB	Ohio State	9/0	1995
35	Cooper, Deke	S	Notre Dame	26/15	2002; 2007
	Morton, Christian	CB	Illinois	7/2	2006
	Sutter, Ryan	S	Colorado	1/0	1998
	Tolbert, Mike	FB	Coastal Carolina	16/5	2012
35, 25	Stanford, R.J.	CB	Utah	12/0	2010-2011
36	Bennett, Brandon	RB	South Carolina	8/0	2004
	Hines, Jermale	S	Ohio State	5/0	2011
	Manuel, Marquand	S	Florida	16/2	2007
	McClain, Robert	CB	Connecticut	16/2	2010
	Smith, Armond	RB	Union College (KY)	4/0	2012
	Veland, Tony	S	Nebraska	15/5	1998
	Williams, Shaun	S	UCLA	12/12	2006
37	Considine, Sean	S	Iowa	4/0	2011
	Cota, Chad	S	Oregon	48/18	1995-1997
	Goings, Nick	FB	Pittsburgh	105/13	2001-2008
	Hitchcock, Jimmy	CB	North Carolina	32/9	2000-2001
	Nelson, Jonathan	S	Oklahoma	2/1	2011
	Wheeler, Leonard	CB	Troy State	16/0	1998-1999
38	Jackson, Rashawn	FB	Virginia	2/1	2010
	Poole, Tyrone	CB	Fort Valley State	47/44	1995-1997
	Scurlock, Mike	S	Arizona	14/0	1999
	Wilds, Garnell	CB	Virginia Tech	3/0	2005
39	Maxie, Brett	S	Texas Southern	29/29	1995-1996
	Richardson, Damien	S	Arizona State	77/10	1998-2003
40	Cooper, Jarrod	S	Kansas State	40/0	2001-2004
	Floyd, William	FB	Florida State	42/37	1998-2000

ADMINISTRATION
& COACHES

VETERANS

ROOKIES

2012 IN REVIEW

RECORDS

TEAM HISTORY

REFERENCE

ALL-TIME NUMERICAL ROSTER

ADMINISTRATION
& COACHES

VETERANS

ROOKIES

2012 IN REVIEW

RECORDS

TEAM HISTORY

REFERENCE

	Russell, Anderson	S	Ohio State	3/0	2012
	Terrell, Pat	S	Notre Dame	48/34	1995-1997
41	Cook, Toi	DB	Stanford	31/2	1996-1997
	DeLoatch, Curtis	CB	North Carolina A&T	6/0	2007
	Munnerlyn, Captain	CB	South Carolina	61/34	2009-2012
	Robinson, Eugene	S	Colgate	16/16	2000
42	Fiammetta, Tony	FB	Syracuse	24/11	2009-2010
	Jones, Colin	S	Texas Christian	15/0	2012
	Tillman, Travares	S	Georgia Tech	14/1	2003-2004
43	Bolden, Juran	DB	Mississippi Delta	6/0	1998
	Greene, Scott	FB	Michigan State	24/14	1996-1997
	Harris, Chris	S	Louisiana-Monroe	44/44	2007-2009
	Nakamura, Haruki	S	Cincinnati	13/13	2012
44	Christian, Bob	FB	Northwestern	14/12	1995
	Gray, Derwin	S	Brigham Young	3/0	1998
	Hetherington, Chris	FB	Yale	46/6	1999-2001
	Jansen, J.J.	LS	Notre Dame	64/0	2009-2012
44, 55	Connor, Dan	LB	Penn State	42/19	2008-2011
45	Felton, Jerome	FB	Furman	9/1	2011
	Hoover, Brad	RB	Western Carolina	152/95	2000-2009
	Reed, Michael	CB	Boston College	3/0	1995-1996
46	Alexander, Brent	S	Tennessee State	32/32	1998-1999
	Anderson, Rashard	DB	Jackson State	27/9	2000
	Barber, Kantroy	RB	West Virginia	0/0	1997
	Seward, Adam	LB	UNLV	40/2	2005-2008
47	Battaglia, Marco	TE	Rutgers	2/0	2003
	Brockel, Richie	TE/FB	Boise State	27/2	2011-2012
47, 58	Davis, Thomas	S/LB	Georgia	86/68	2005-2012
48	Davis, Stephen	RB	Auburn	29/27	2003-2005
	Jackson, Steven	RB	Clemson	0/0	2006
49	Cramer, Casey	RB	Dartmouth	7/1	2004-2005
	Gavadza, Jason	TE	Kent State	0/0	2000
	Lewis, Keith	S	Oregon	0/0	2009
50	Anderson, James	LB	Virginia Tech	94/53	2006-2012
	Bickett, Duane	LB	Southern California	16/0	1996
	Ciurciu, Vinny	LB	Boston College	49/5	2003-2006
	Fontaine, Jamal	LB	Washington	0/0	1995
	Jackson, Brad	LB	Cincinnati	11/0	2002
	Slade, Chris	DE	Virginia	15/0	2001
	Tatum, Kinnon	LB	Notre Dame	31/0	1997-1998
51	Mills, Sam	LB	Montclair State	48/48	1995-1997
52	Allen, Brian	LB	Florida State	44/9	2002-2004
	Beason, Jon	LB	Miami (FL)	69/69	2007-2012
	Brady, Jeff	LB	Kentucky	16/16	1999
	Draft, Chris	LB	Stanford	32/19	2005-2006
	Elliott, Matt	G	Michigan	47/32	1995-1997
	Minor, Kory	LB	Notre Dame	30/2	1999-2002
53	Baker, Myron	LB	Louisiana Tech	18/0	1996-1997
	Butcher, Paul	LB	Wayne State	16/0	1995
	Diggs, Na'il	LB	Ohio State	62/47	2006-2009
	Favors, Greg	LB	Mississippi State	16/12	2003
	Jensen, Jerry	LB	Washington	10/0	1998-1999
	Navies, Hannibal	LB	Colorado	39/15	1999-2002
	Phillips, Jason	LB	Texas Christian	20/2	2011-2012
	Short, Brandon	LB	Penn State	32/17	2004-2005
	Williams, Jamar	LB	Arizona State	3/0	2010
54	Bailey, Carlton	LB	North Carolina	40/28	1995-1997
	Hemsley, Nate	LB	Syracuse	9/3	2001
	Ivy, Mortty	LB	West Virginia	0/0	2009

ALL-TIME NUMERICAL ROSTER

	Johnson, Landon	LB	Purdue	25/3	2008-2009
	Jones, Dontá	LB	Nebraska	16/0	1999
	Reid, Spencer	LB	Brigham Young	16/0	1998
	Williams, Jason	LB	Western Illinois	23/4	2010-2011; 2012
	Witherspoon, Will	LB	Georgia	62/55	2002-2005
	Woodall, Lee	LB	West Chester	16/16	2000
55	Faryniarz, Brett	LB	San Diego State	15/1	1995
	Gaskins, Percell	LB	Kansas State	12/0	1997
	Hogue, Doug	LB	Syracuse	9/0	2012
	Morgan, Dan	LB	Miami	59/59	2001-2007
	Tovar, Steve	LB	Ohio State	16/6	1999
56	Barrow, Micheal	LB	Miami (FL)	48/48	1997-1999
	Conner, Darion	LB	Jackson State	16/16	1995
	Culbertson, Quinton	LB	Mississippi State	5/0	2009
	Hodge, Abdul	LB	Iowa	5/0	2010
	Kyle, Jason	LB	Arizona State	128/0	2001-2008
	Onatolu, Kenny	LB	Nebraska-Omaha	4/0	2012
	Smith, Kelvin	LB	Syracuse	3/0	2009
57	Davis, Rod	LB	Southern Mississippi	1/0	2006
	Jamison, Brandon	LB	West Georgia	19/0	2006-2007
	Lathon, Lamar	LB	Houston	48/48	1995-1998
	Senn, Jordan	LB	Portland State	52/7	2009-2012
	Towns, Lester	LB	Washington	55/30	2000-2003
	Tufts, Sean	LB	Colorado	15/0	2004-2005
58	Fields, Mark	LB	Washington State	29/25	2002-2004
	Holmberg, Rob	LB	Penn State	1/0	2001
	Humphrey, Deon	LB	Florida State	3/0	2000
	Royal, Andre	LB	Alabama	44/13	1995-1997
59	Caldwell, Mike	LB	Middle Tennessee State	9/0	2003
	Gaither, Omar	LB	Tennessee	10/4	2011
	Hambrick, Darren	LB	South Carolina	9/8	2001
	Harris, Nic	LB	Oklahoma	15/4	2010
	Hawkes, Michael	LB	Virginia Tech	3/0	2000-2001
	Hill, Travis	LB	Nebraska	3/0	1995
	Jones, Ernest	LB	Oregon	20/0	1998-1999
	Kuechly, Luke	LB	Boston College	16/16	2012
	Simmons, Terrance	DT	Alabama State	2/0	2002
	Yeboah-Kodie, Phil	LB	Penn State	0/0	1995
60	Browning, Bryant	G	Ohio State	1/0	2011
	Mitchell, Jeff	C	Florida	78/78	2001-2005
	Peterson, Andrew	OL	Washington	4/2	1995
	Shiver, Clay	G	Florida State	0/0	1999
61	Kadela, Dave	T	Virginia Tech	1/0	2004-2006
	Landri, Derek	DT	Notre Dame	16/16	2009-2010
	Pressley, DeMario	DT	North Carolina State	1/0	2011
	Redmon, Anthony	G	Auburn	25/19	1998-1999
	Silatolu, Amini	G	Midwestern State	15/15	2012
62	Byers, Jeff	C/G	Southern California	14/7	2011-2012
	Pinkney, Cleveland	DT	South Carolina	2/0	2004
	Washington, T.J.	T	Virginia Tech	0/0	2001
63	Duckett, Damane	DT	East Carolina	2/0	2004
	Hangartner, Geoff	C/G	Texas A&M	82/55	2005-2008; 2011-2012
	Morris, Chris	C	Michigan State	3/0	2010
	Nesbit, Jamar	C	South Carolina	53/45	1999-2002
	Rodenhauser, Mark	C	Illinois State	48/0	1995-1997
64	Chester, Larry	DT	Temple	11/5	2001
	Dexter, James	OL	South Carolina	9/2	2000
	Lacina, Corbin	G	Augustana	10/10	1998
	Petitti, Rob	T	Pittsburgh	5/0	2009, 2010

ADMINISTRATION
& COACHES

VETERANS

ROOKIES

2012 IN REVIEW

RECORDS

TEAM HISTORY

REFERENCE

ALL-TIME NUMERICAL ROSTER

ADMINISTRATION
& COACHES

VETERANS

ROOKIES

2012 IN REVIEW

RECORDS

TEAM HISTORY

REFERENCE

	Whitley, Curtis	C	Clemson	27/24	1995-1996
	Williams, Zack	G	Washington State	1/0	2012
65	Donnalley, Kevin	G	North Carolina	38/38	2001-2003
	Garcia, Frank	G	Washington	91/84	1995-2000
	Tylski, Rich	G	Utah State	16/1	2004
	Williams, Garry	T/G	Kentucky	39/20	2009-2012
65, 73	Bernadeau, Mackenzy	C/G	Bentley	47/20	2008-2011
65, 67	Kalil, Ryan	C	Southern California	71/68	2007-2012
66	Campbell, Mathew	T/G	South Carolina	69/58	1995-2000
	Montgomery, Will	C	Virginia Tech	6/4	2006
	Williams, Louis	G	Louisiana State	2/0	2001-2002
66, 97	Taylor, Hilee	DE	North Carolina	14/0	2008-2010
67	Carstens, Jordan	DT	Iowa State	29/16	2004-2006
	Hayes, Brandon	G	Central State	7/0	1996
	Stoltenberg, Bryan	C	Colorado	38/18	1998-2000
68	Greeley, Bucky	C	Penn State	6/0	1996-1997
	Neblett, Andre	DT	Temple	30/7	2010-2012
	Vincent, Keydrick	G	Mississippi	30/30	2008-2009
	Wahle, Mike	G	Navy	45/45	2005-2007
69	Gross, Jordan	T	Utah	151/151	2003-2012
	Miller, Les	DL	Fort Hays State	45/24	1996-1998
70	Farkas, Kevin	T	Appalachian State	0/0	1995
	Stewart, Todd	T	California	0/0	1997
	Terry, Chris	T	Georgia	57/57	1999-2002
	Wharton, Travelle	T	South Carolina	99/99	2004-2011
71	Austin, Thomas	C/G	Clemson	4/1	2012
	Davis, C.J.	G	Pittsburgh	6/0	2010
	Kragen, Greg	NT	Utah State	48/47	1995-1997
	Lucas, Al	DT	Troy State	20/0	2000-2001
	Mathis, Evan	G	Alabama	25/15	2005-2007
	Shirley, Jason	DT	Fresno State	4/0	2011
	Terry, Rick	DL	North Carolina	15/3	1998-1999
	Willig, Matt	T	Southern California	29/9	2003-2004
72	Nelson, Bruce	G	Iowa	15/1	2003-2004
	Robinson, Duke	G	Oklahoma	1/0	2009-2010
	Scifres, Steve	OL	Wyoming	1/0	1998
	Villa, Danny	C	Arizona State	7/0	1998
73	Brown, Tony	DT	Memphis	1/0	2006
	Campbell, Bruce	T	Maryland	5/0	2012
	Newton, Nate	G	Florida A&M	7/0	1999
	Tuten, Melvin	T	Syracuse	32/8	2000-2003
	Wilson, Jamie	T	Marshall	0/0	1997
73, 72	Bridges, Jeremy	T/G	Southern Mississippi	43/28	2006-2008; 2012
74	Dennis, Mark	T	Illinois	28/17	1995-1996
	Dingle, Antonio	DT	Virginia	3/0	1999-2000
	Fletcher, Derrick	G	Baylor	5/0	2002
	Graham, Derrick	T	Appalachian State	11/7	1995
	Janus, Paul	C	Northwestern	5/1	1998-1999
	Ledford, Dwayne	G	East Carolina	0/0	2001
	McClover, Stanley	DE	Auburn	13/0	2006-2007
	Pollak, Mike	G	Arizona State	1/0	2012
	Schwartz, Geoff	T/G	Oregon	31/19	2009-2011
75	Hartwig, Justin	C	Kansas	17/16	2006-2007
	Hicks, Hayworth	G	Iowa State	0/0	2012
	Jones, Clarence	T	Maryland	27/27	1999-2000
	Siglar, Ricky	T	San Jose State	1/0	1998
	Skrepnak, Greg	G	Michigan	32/32	1996-1997
	Steussie, Todd	T	California	48/48	2001-2003
	Thomas, Hollis	DT	Northern Illinois	13/12	2009

ALL-TIME NUMERICAL ROSTER

76	Ziemba, Lee	T	Auburn	6/0	2011-2012
	Batiste, D'Anthony	G	Louisiana-Lafayette	0/0	2006
	Childs, Jason	T	North Dakota	0/0	1995
	Davidds-Garrido, Norberto	G	Southern California	59/39	1996-1999
	Hardy, Greg	DE	Mississippi	46/26	2010-2012
	Jordan, Leander	G	Indiana (PA)	13/5	2001-2002
	Omiyale, Frank	T	Tennessee Tech	10/1	2007-2008
	Reyes, Tutan	OL	Mississippi	30/28	2004-2005
77	Bell, Byron	T	New Mexico	31/27	2011-2012
	Harris, Ra'Shon	DT	Oregon	2/0	2009
	Jenkins, Kris	DT	Maryland	85/79	2001-2007
	Brockermeyer, Blake	T	Texas	58/56	1995-1998
78	Burton, Antwon	DT	Temple	2/0	2009
	Chandler, Nate	DT	UCLA	10/0	2012
	Duckworth, Tim	G	Auburn	5/0	2010
	Fordham, Todd	T	Florida State	47/8	2004-2006
	James, Jen	T	Auburn	55/28	2000-2003
	Martin, Emerson	G	Hampton (VA)	2/1	1995
	Nwagbuo, Ogemdi	DT	Michigan State	4/1	2011
	Wells, Reggie	T/G	Clarion (PA)	5/0	2011
78, 98	Hayden, Nick	DT	Wisconsin	26/13	2008-2010
79	Bohlinger, Rob	T	Wyoming	13/1	1998
	Brzezinski, Doug	G	Boston College	9/8	2003-2004
	Butler, Rashad	T	Miami (FL)	0/0	2006
	Love, Sean	G	Penn State	11/1	1995
	Maumau, Viliani	DT	Colorado	1/0	1999
	Otah, Jeff	T	Pittsburgh	29/29	2008-2011
	Baker, Eugene	WR	Kent State	4/0	2003-2004
	Heinrich, Keith	TE	Sam Houston State	4/0	2002
80	Jarrett, Dwayne	WR	Southern California	32/3	2007-2010
	Shockey, Jeremy	TE	Miami (FL)	15/13	2011
	Stone, Dwight	WR	Middle Tennessee State	64/0	1995-1998
	Thomas, Devin	WR	Michigan State	1/0	2010
81	Bright, Anthony	WR	Valencia CC	1/0	2002
	Hayes, Donald	WR	Wisconsin	51/31	1998-2001
	Ismail, Raghib	WR	Notre Dame	42/22	1996-1998
	Jones, Reggie	WR	Louisiana State	1/0	1995
	Moore, Kenny	WR	Wake Forest	12/1	2008-2009
	Piiares, Kealoha	WR	Hawaii	20/0	2011-2012
	Proehl, Ricky	WR	Wake Forest	48/5	2003-2005
	Barnidge, Gary	TE	Louisville	62/11	2008-2012
82	Beebe, Don	WR	Chadron State	14/1	1995
	Byrd, Isaac	WR	Kansas	43/12	2000-2002
	Metcalfe, Eric	WR	Texas	16/1	1999
	Seidman, Mike	TE	UCLA	43/15	2003-2006
82, 24	Bates, Michael	WR/RB	Arizona	76/0	1996-00/2002
83	Black, Nathan	WR	Northwestern State (LA)	5/0	2002
	Carrier, Mark	WR	Nicholls State	57/36	1995-1998
	Colbert, Keary	WR	USC	55/43	2004-2007
	Jeffers, Patrick	WR	Virginia	24/10	1999-2001
	Martin, Charly	WR	West Texas A&M	8/0	2009-2010
	Murphy, Louis	WR	Florida	16/5	2012
	Young, Walter	WR	Illinois	7/0	2003
	Burke, Paul	TE	Idaho	0/0	1996
84	Carruth, Rae	WR	Colorado	22/20	1997-1999
	Crawford, Casey	TE	Virginia	11/1	2000-2001
	Gaines, Michael	TE	Central Florida	42/21	2004-2006
	Guliford, Eric	WR	Arizona State	14/9	1995
	Hartsock, Ben	TE	Ohio State	30/7	2011-2012

ADMINISTRATION
& COACHES

VETERANS

ROOKIES

2012 IN REVIEW

RECORDS

TEAM HISTORY

REFERENCE

ALL-TIME NUMERICAL ROSTER

ADMINISTRATION
& COACHES

VETERANS

ROOKIES

2012 IN REVIEW

RECORDS

TEAM HISTORY

REFERENCE

	Jones, Mark	WR	Tennessee	16/0	2008
	Wiggins, Brian	WR	Texas Southern	0/0	1995
84, 49	Wiggins, Jermaine	TE	Georgia	27/12	2002-2003
85	Broughton, Luther	TE	Furman	31/4	1997-1998; 2001
	Broussard, Jamall	WR	San Jose State	8/0	2004
	Dyson, Kevin	WR	Utah	1/0	2003
	Tillman, Lawyer	TE	Auburn	5/0	1995
86	Walls, Wesley	TE	Mississippi	98/96	1996-2002
	Adams, Darvin	WR	Auburn	2/0	2011
	Fauria, Christian	TE	Colorado	15/3	2007
	Green, Willie	WR	Mississippi	31/17	1995-1996
87	Mangum, Kris	TE	Mississippi	126/61	1997-2006
	Clowney, David	WR	Virginia Tech	10/0	2010
	Gardner, Rod	WR	Clemson	11/0	2005
	Muhammad, Muhsin	WR	Michigan State	155/141	1996-04,08-2009
87, 47	King, Jeff	TE	Virginia Tech	60/47	2006-2010
88	Hankton, Karl	WR	Trinity(IL)/LSU	104/1	2000-2006
	Kinchen, Brian	TE	Louisiana State	32/0	1999-2000
	Metzelaars, Pete	TE	Wabash	14/14	1995
	Olsen, Greg	TE	Miami (FL)	32/29	2011-2012
	Rasby, Walter	TE	Wake Forest	39/5	1995-1997
	Rosario, Dante	TE	Oregon	62/21	2007-2010
89	Burks, Dialleo	WR	Eastern Kentucky	1/0	1999-2000
	Ellis, Elbert	WR	Pittsburgh	0/0	1995
	Mills, Ernie	WR	Florida	10/5	1997
	Smith, Steve	WR	Utah	167/146	2001-2012
	Tucker, Syii	TE	Miami	0/0	1996
	Uwaezuoke, Iheanyi	WR	California	11/2	2000
90	Alexander, Frank	DE	Arkansas	16/3	2012
	Colston, Tim	DL	Kansas State	2/0	1996
	Peppers, Julius	DE	North Carolina	122/120	2002-2009
	Phillion, Ed	NT	Ferris State	0/0	1996
	Posey, Jeff	LB	Southern Miss.	4/0	2001
	Selvie, George	DE	South Florida	4/0	2011
	Zgonina, Jeff	NT	Purdue	2/0	1995
91	Brown, Everette	DE	Florida State	28/3	2010
	Fields, Ronald	DT	Mississippi State	6/0	2011
	Gibson, Gary	DT	Rutgers	12/0	2007-2008
	Greene, Kevin	LB	Auburn	47/47	1996; 1998-1999
	Jordan, Omari	DT	Buffalo	5/0	2004
	Killings, Cedric	DT	Carson-Newman	4/0	2001
	Milem, John	DE	Lenoir-Rhyne	2/0	2001
	Smith, Chuck	DE	Tennessee	2/2	2000
	Taves, Josh	DE	Northeastern	5/0	2002
	Wilson, Kion	LB	South Florida	5/0	2011
92	Edwards, Dwan	DT	Oregon State	14/14	2012
	Fatafehi, Mario	DT	Kansas State	6/0	2002
	Haye, Jovan	DE	Vanderbilt	2/0	2005
	Lewis, Damione	DT	Miami (FL)	62/36	2006-2009
	Norwood, Eric	DE/LB	South Carolina	28/0	2010-2011
	Pittman, Kavika	DE	McNeese State	2/0	2003
	Price, Shawn	DE	Pacific	16/0	1995
	Raybon, Israel	DE	North Alabama	9/0	1997
	White, Reggie	DE	Tennessee	16/16	2000
	Wilson, Gillis	DE	Southern	5/0	2001
93	Applewhite, Antwan	DE	San Diego State	17/4	2011-2012
	Fox, Mike	DE	West Virginia	54/43	1995-1998
	Irvin, Corvey	DT	Georgia	2/0	2010
	Rucker, Mike	DE	Nebraska	139/107	1999-2007
	Tyler, Tank	DT	North Carolina State	6/0	2009

ALL-TIME NUMERICAL ROSTER

	Walker, Darwin	DT	Tennessee	10/2	2008
94	Fua, Sione	DT	Stanford	24/12	2011-2012
	Gilbert, Sean	DL	Pittsburgh	64/56	1998-2002
	Leonard, Louis	DT	Fresno State	4/1	2009-2010
	Moorehead, Kindal	DT	Alabama	75/13	2003-2007
	Saleh, Tarek	LB	Wisconsin	14/1	1997-1998
94, 56	Williams, Thomas	LB	Southern California	7/2	2010-2011
95	Johnson, Charles	DE	Georgia	79/51	2007-2012
	Lloyd, Greg	LB	Fort Valley State	16/14	1998
	Morabito, Tim	NT	Boston College	48/37	1997-2000
	Thomas, Mark	DE	North Carolina State	22/0	1995-1996
	Wells, Dean	LB	Kentucky	45/27	1999-2001
96	Brayton, Tyler	DE	Colorado	46/45	2008-2010
	Curry, Donte	LB	Morris Brown	20/0	2007-2008
	Edwards, Antonio	DE	Valdosta State	14/7	1999
	Edwards, Ron	DT	Texas A&M	11/11	2011-2012
	King, Sean	DE	NE Louisiana	39/2	1995-1998
	Wallace, Al	DE	Maryland	80/10	2002-2006
	Williams, Jay	DE	Wake Forest	32/27	2000-2001
97	Addison, Mario	DE	Troy	4/1	2012
	Fields, Jeff	DL	Arkansas State	2/0	1995
	Jeter, Tommy	DE	Texas	1/0	1996
	McClain, Terrell	DT	South Florida	12/12	2011
	Peter, Jason	DE	Nebraska	38/20	1998-2001
	Rasmussen, Kemp	DE	Indiana	50/0	2002-2005
	Shaw, Tim	LB	Penn State	14/0	2007
	Turnbull, Renaldo	LB	West Virginia	16/2	1997
98	Burton, Shane	DT	Tennessee	32/8	2002-2003
	Ellison, Atiyyah	DT	Missouri	0/0	2005
	Keiser, Thomas	DE	Stanford	12/0	2011-2012
	Parker, J'Vonne	DT	Rutgers	1/0	2008
	Sasa, Don	DE	Washington State	2/0	1997-1998
	Swann, Eric	DT	none	16/3	2000
	Tuaolo, Esera	DT	Oregon State	12/0	1999
	Williams, Gerald	DE	Auburn	37/34	1995-1997
99	Buckner, Brentson	DT	Clemson	71/65	2001-2005
	Johnson, Ed	DT	Penn State	12/6	2010
	Kearse, Frank	DT	Alabama A&M	14/8	2011-2012
	Kemoeatu, Maake	DT	Utah	32/26	2006-2009
	McKinley, Alvin	DT	Mississippi State	7/0	2000-2001
	Nunley, Jeremy	DE	Alabama	0/0	1995
	Seals, Ray	DE	none	14/7	1997
	Wiley, Chuck	DE	Louisiana State	16/16	1998-1999

For inclusion, a player must be on the active 53-man roster for a minimum of one game

ADMINISTRATION
& COACHES

VETERANS

ROOKIES

2012 IN REVIEW

RECORDS

TEAM HISTORY

REFERENCE

TEAM CHRONOLOGY

ADMINISTRATION
& COACHES

VETERANS

ROOKIES

2012 IN REVIEW

RECORDS

TEAM HISTORY

REFERENCE

1987

- April 16 Jerry Richardson approaches NationsBank Chairman Hugh McColl about the idea of bringing an NFL team to the Carolinas.
- July 16 Jerry and Mark Richardson; NationsBank Chairman and Chief Executive Officer Hugh McColl, Jr.; attorney Richard Thigpen, Jr.; Max Muhleman of Muhleman Marketing and John Lewis of Arthur Andersen and Company meet in Charlotte to discuss the feasibility of entering the multi-city competition for two NFL expansion franchises.
- August 21 Mark Richardson travels to Kansas City, Missouri, to select HOK Sports Facilities Group as the architects for an NFL stadium, later named Ericsson Stadium.
- December 15 Jerry Richardson officially announces an NFL franchise bid and the stadium effort for the Carolinas and begins lobbying NFL owners.

1988

- July 1 Jerry Richardson announces the near completion of franchise financing plans and the selection of four possible stadium sites — two in York County, South Carolina, and two in North Carolina.

1989

- April 11 Mike McCormack, a Hall of Fame lineman with the Cleveland Browns and former president, general manager and head coach of the Seattle Seahawks, joins Richardson Sports as executive consultant for the Carolinas NFL expansion effort.
- August 20 At “Carolinas Kickoff ‘89” staged by Richardson Sports, a sellout crowd of 52,855 in Raleigh’s Carter-Finley Stadium watches the New York Jets and Philadelphia Eagles, demonstrating the region’s support of NFL football in the Carolinas.
- September 5 Jerry Richardson announces the formation of a 12-member partnership group to bolster his expansion effort.
- December 15 Richardson Sports selects a site in uptown Charlotte as the future site of a privately financed NFL stadium, which will seat more than 70,000 people.

1990

- August 11 “Carolinas Kickoff II” features the Washington Redskins and the Atlanta Falcons in a game billed as the “Backyard Battle” before a sellout crowd of 52,036 Carolinians, this time at Kenan Stadium in Chapel Hill, North Carolina.

1991

- February 26 F.N. Thompson Company of Charlotte is selected as the general contractor for the later-named Ericsson Stadium.
- June 26 South Carolina Governor Carroll Campbell and North Carolina Governor Jim Martin officially announce their support of NFL expansion in the Carolinas through the formation of a blue-ribbon committee of leading citizens from both states.
- August 24 69,117 fans cram Williams-Brice Stadium in Columbia, South Carolina for the “Victory Bowl” or “Carolinas Kickoff III” between the Washington Redskins and New York Jets. The crowd represents the largest neutral-site attendance for an NFL exhibition game in 10 years.
- September 13 Richardson Sports submits a formal community application for a Carolinas NFL franchise along with a \$100,000 deposit. This application outlines demographics and other market statistics and NationsBank commitment to finance the stadium.
- September 30 Richardson Sports submits a partnership application for a Carolinas franchise.
- December 10 Richardson Sports representatives make Carolina’s presentation to NFL Commissioner Paul Tagliabue, President Neil Austrian and their staff in New York.

1992

- March 18 At the NFL owners meeting in Phoenix, the NFL reduces the number of expansion hopefuls from 11 to seven with the Carolinas’ bid making the cut.
- May 20 At the league meeting in Pasadena, California, the NFL cuts the list of expansion hopefuls to five communities — including the Carolinas.
- September 1 Jerry and Mark Richardson present a stadium financing plan to NFL officials at a meeting in Charlotte. Although no details are revealed publicly, the Richardsons disclose that no public money would be used to finance the stadium. This financing plan involves the sale of Permanent Seat Licenses (PSLs).
- October 20 At the NFL owners meeting in Chicago, league officials delay expansion until 1993 because of a labor dispute involving the players’ union collective bargaining agreement.

1993

- March 23 At the league meeting in Palm Desert, California, NFL owners announce the final timetable for expansion with plans calling for two teams to be awarded in October 1993.
- April 20 The NFL gives approval to Richardson Sports’ plan to privately finance a 72,300-seat stadium with the sale of Permanent Seat Licenses (PSLs).
- May 6 The NFL and its players reach a landmark settlement regarding a seven-year collective bargaining agreement, clearing the way for expansion.
- May 20 Jerry Richardson unveils a model and renderings of the Panther blue, silver and black, 72,300-seat stadium that would house an NFL expansion team for the Carolinas.
- May 25 At the owners meeting in Atlanta, the NFL announces the price for an expansion franchise — \$140 million.

TEAM CHRONOLOGY

July 1	A Fair Share Agreement between Richardson Sports and the NAACP spells out far-reaching opportunities for minorities with the Carolinas NFL expansion team.
July 1	The sale of luxury suites, club seats and PSLs officially begins with Richardson Sports receiving 15,000 pieces of mail from first-day orders collected June 28-July 1. By the end of the first day, all 8,314 club seats sell out, and all 104 luxury suites are reserved and ultimately leased (later 33 additional suites are added to Carolinas Stadium). First-day PSL orders total 41,632.
August 31	Richardson Sports travels to New York to deliver its financing plan to the NFL.
September 3	The ticket campaign for potential NFL expansion cities ends with the Carolinas receiving orders for 104 luxury suites, 8,314 club seats and 49,724 PSLs. Deposits for luxury suites, club seats and PSLs total \$54 million, representing a total pledge of \$112.7 million.
September 10	Richardson Sports delivers to the NFL term sheets for loans to construct a state-of-the-art stadium and purchase the franchise.
September 13	Richardson Sports and Clemson University announce that the Carolinas NFL expansion team would play its first season (1995) in Clemson Memorial Stadium, known as "Death Valley."
September 22	Richardson Sports makes a 1-1/2 hour presentation to the NFL expansion and finance committees and league officials, including Commissioner Tagliabue. They report to the league that NationsBank and Wachovia have posted a \$30-million guarantee to purchase unsold PSLs. Effectively, the stadium is sold out, and total money pledged is \$142.7 million.
OCTOBER 26	At the league meeting in Chicago, NFL owners unanimously select the Carolinas as the 29th NFL franchise and the first expansion team since 1976. Owners also voted to delay selection of the second franchise until November 30 with Baltimore, St. Louis, Jacksonville and Memphis still under consideration.
1994	
January 1	Jon Richardson officially joins the Panthers as Director of Stadium Operations.
January 3	The Carolina Panthers put 12,000 remaining PSLs on sale. All orders received January 3-8 are given first-day priority. In addition, they announce that the remaining 10,000 PSLs will remain on sale until they are sold out. In all, Panthers fans respond from 16 states and the District of Columbia during the week-long priority period.
January 12	Jerry Richardson announces the hiring of veteran NFL executive Bill Polian as general manager and the promotion of Mike McCormack to club president.
April 22	Led by owner and founder Jerry Richardson, the Carolina Panthers hold the groundbreaking ceremony at the stadium's uptown site. The construction is expected to take 27 months to complete.
April 24	The Carolina Panthers move to the front of the 1995 draft order when owner and founder Jerry Richardson wins a coin flip with Wayne Weaver of the Jacksonville Jaguars during the NFL draft. Commissioner Paul Tagliabue flipped the coin at the NFL draft headquarters.
May 3	The Panthers accept Wofford College Board Of Trustees Chairman Walt Sessions' invitation to hold training camp on the Spartanburg campus beginning with the inaugural season in 1995.
May 26	The NFL owners vote to pit the expansion Panthers and Jacksonville Jaguars against one another in the 1995 Hall of Fame game. The game will be the first game in team history for both franchises.
July 19	The Panthers select Winthrop University in Rock Hill, South Carolina, to be the team's temporary practice site until completion of the team's facilities at Ericsson Stadium.
October 5	The Carolina Panthers hold their first free agent workout at Winthrop University in Rock Hill, South Carolina. Participating are former Duke running back Randy Cuthbert and former Johnson C. Smith wide receiver Gregory Clifton, along with Matt Elliott, Darryl Moore, Beno Bryant, and Jeff Pahukoa.
November 2	NFL Commissioner Paul Tagliabue slots the Carolina Panthers in the NFC West, joining the Atlanta Falcons, New Orleans Saints, Los Angeles Rams and San Francisco 49ers.
December 15	The original Carolina Panthers are signed. Matt Campbell, Randy Cuthbert, Kevin Farkas, Mike Finn, Willie Green, Carlson Leomiti, Darryl Moore, Tony Smith, Lawyer Tillman and Eric Weir form the group.
1995	
January 4	The Panthers hire the team's first coaches, adding offensive line coach Jim McNally and wide receivers coach Richard Williamson, both from the Cincinnati Bengals.
January 23	The Panthers sign Dom Capers from the Pittsburgh Steelers as the first head coach in team history.
February 15	The Carolina Panthers select 35 players in the expansion draft. With the second overall pick they select cornerback Rod Smith from the New England Patriots.
February 20	The Carolina Panthers sign two unrestricted free agents: kicker John Kasay from the Seattle Seahawks and defensive end Mike Fox from the New York Giants. The signings mark the first unrestricted free agents to join the Panthers in team history.
April 4	The Panthers take the field for the first time as a team during the first of a series of off-season workout sessions.
April 22	The Carolina Panthers make quarterback Kerry Collins of Penn State the team's first draft choice, selecting him with the fifth overall selection, acquired from Cincinnati.
May 2	Panthers owner Jerry Richardson announces his resignation as chairman from Flagstar in order to devote his attention to his involvement in NFL activities.
May 3	Carolinas Stadium Corp hosts topping out ceremonies at the stadium, recognizing that construction has reached its highest point.

ADMINISTRATION
& COACHES

VETERANS

ROOKIES

2012 IN REVIEW

RECORDS

TEAM HISTORY

REFERENCE

TEAM CHRONOLOGY

ADMINISTRATION
& COACHES

VETERANS

ROOKIES

2012 IN REVIEW

RECORDS

TEAM HISTORY

REFERENCE

- July 14 The Panthers report to the team's first ever training camp, marking the official beginning of the inaugural season campaign.
- July 29 The Carolina Panthers defeat the Jacksonville Jaguars 20-14 in the Hall of Fame Game, becoming the first NFL team to win its inaugural contest.
- September 3 The Panthers lose 23-20 in overtime to the Atlanta Falcons in the team's first regular-season game.
- October 15 The Panthers earn their first win in franchise history, defeating the New York Jets 26-15, highlighted by Sam Mills' 36-yard interception return for a touchdown.
- November 5 The Panthers win an expansion-record fourth game in a row, defeating the San Francisco 49ers 13-7 at 3Com Park, marking the first time in league history an expansion team defeated the defending world champion.
- December 24 The Panthers wind up their inaugural season with a 7-9 record, more than doubling the previous expansion-best mark of three wins. The NFL seventh-ranked defense had the best record of any non-playoff team in the league over the last 11 weeks, posting a 7-4 record after opening the season 0-5. The team notches an expansion-best 5-3 home record at it's home-away-from-home field at Clemson's Memorial Stadium.

1996

- June 26 Carolina Panthers Director of Business Operations Mark Richardson announces an agreement to name the Panthers new home Ericsson Stadium.
- July 26 The six bronze panthers that flank each of Ericsson Stadium's main entrances are unveiled. The statues were the largest sculpture commission in the United States.
- July 27 The gates of Ericsson Stadium are opened for the first time at PSL Appreciation Day marking the first public event in the Stadium.
- August 3 The Panthers defeat the Chicago Bears 30-12 in a preseason game, the team's first contest in their new home.
- September 1 The Panthers defeat the Atlanta Falcons 29-6 in the first regular season game at Ericsson Stadium.
- December 22 Defeating the Pittsburgh Steelers 18-14 with a last minute goal-line stand, the Panthers conclude the 1996 regular season with a 12-4 record and the NFC West division title. The team recovered from a 5-4 start to win its last seven games and a first-round playoff bye. John Kasay's three field goals against the Steelers give him 37 for the season and a new single-season NFL record.

1997

- January 5 The Panthers defeat the defending Super Bowl Champion Dallas Cowboys 26-17 at Ericsson Stadium in the team's first playoff game.
- March 12 Panthers President Mike McCormack announces his retirement as president of the Carolina Panthers, ending a 46-year NFL career as a player, coach and executive.
- April 2 Jon Richardson is named president of Carolinas Stadium Corp and Mark Richardson president of the Carolina Panthers.
- September 21 Mike McCormack is inducted as the first member of the Carolina Panthers Hall of Honor.

1998

- September 27 During halftime ceremonies of the Panthers game versus Green Bay, Sam Mills is inducted into the Carolina Panthers Hall of Honor as the first former player to be so recognized.

1999

- January 4 George Seifert, who guided San Francisco to two Super Bowl titles as head coach and won a total of five Super Bowl rings with the 49ers, is named as the second head coach of the Carolina Panthers. Seifert comes to Carolina after compiling a 108-35 (including playoffs) record in eight seasons at San Francisco, giving him the best winning percentage in NFL history (.755).

2001

- May 22 At the NFL Spring Meeting in Rosemont, Illinois, NFL owners unanimously approved the realignment of the League into eight four-team divisions when the Houston Texans begin play in 2002. Carolina was placed in the NFC South division with Atlanta, New Orleans and Tampa Bay.

2002

- January 25 The Panthers name John Fox as the third head coach in franchise history. Carolina is the first head coaching position for Fox, who was the defensive coordinator for the New York Giants from 1997-2001.
- February 22 Marty Hurney is promoted to General Manager from Director of Football Operations.
- September 8 Panthers break 15-game losing streak with 10-7 victory over Baltimore Ravens in John Fox's head coaching debut.

2003

- September 7 Panthers stage biggest rally in team history, overcoming 17-0 deficit in season opener against Jacksonville as quarterback Jake Delhomme comes off the bench to throw three second half touchdown passes.
- October 12 Carolina goes 5-0 with an overtime victory at Indianapolis to record best start in franchise history as John Kasay kicks a 47-yard field goal.
- October 26 Panthers set NFL record with their third overtime road victory on a 31-yard John Kasay field goal as Stephen Davis sets a then club record for yards rushing in a single game with 178 on 31 carries.
- December 14 Carolina wins its first NFC South title as John Kasay kicks a 49-yard field goal with four seconds remaining to give Panthers a 20-17 victory at Arizona and clinch second playoff berth in team history.

TEAM CHRONOLOGY

2004

January 3

In the second home playoff game in team history and first since January 5, 1997, the Panthers defeat Dallas 29-10 at Ericsson Stadium.

January 10

In fifth longest game in NFL history, the Panthers score on the first play of the second overtime as Jake Delhomme hits Steve Smith with a 69-yard scoring pass to give Carolina an NFC Divisional win at St. Louis, breaking a 14-game home winning streak by the Rams.

January 16

Bank of America and the Carolina Panthers announced a title sponsorship agreement at Founders Hall. Bank of America Stadium will be the name of the Panthers home.

January 18

Carolina wins its first NFC Championship, defeating Philadelphia 14-3 at Lincoln Financial Field as Ricky Manning, Jr. ties an NFL Championship game record with three interceptions.

February 1

The Panthers play in Super Bowl XXXVIII at Reliant Stadium in Houston, Texas, losing to the New England Patriots 32-29.

2005

August 13

The Panthers retired jersey number 51, making Sam Mills the only player in team history to receive the honor. Mills played for the Panthers from 1995-97 and earned a Pro Bowl selection in 1996. After retiring in 1997, Mills became a scout for the Panthers in 1998 and served as the team's linebackers coach from 1999-2004. He became the first former player and second member of the Panthers Hall of Honor in 1998.

2006

January 8

The Panthers registered the first road playoff shutout in the NFL since 1979, defeating the New York Giants, 23-0. In holding scoreless a New York team that ranked third in the League in scoring during the regular season, Carolina became the first NFL team to register a shutout on the road in the playoffs since the Los Angeles Rams posted a 9-0 victory at Tampa Bay (1/5/80) in the 1979 NFC Championship. Ironically, the last time head coach John Fox coached a playoff game at Giants Stadium, his defense also pitched a shutout. With Fox as the Giants defensive coordinator, New York shut out Minnesota, 41-0, in the 2000 NFC Championship. The shutout was Carolina's third in team history as the Panthers limited New York to 132 total net yards and rushed for 223 yards on offense.

January 15

The Panthers won their fourth consecutive road game in the playoffs to equal the NFL record for the most consecutive postseason road victories, previously accomplished by the Dallas Cowboys from 1975-81. With the win, head coach John Fox became only the fifth head coach in NFL history to record at least four postseason victories. Wide receiver Steve Smith amassed 218 receiving yards and two touchdowns on 12 receptions. His receiving yardage ranked as the most in team history and the fourth-highest postseason total in NFL history. His 12 catches tied for the second-highest total in NFL postseason annals.

2008

December 28

Carolina defeats the New Orleans Saints, 33-31, on a John Kasay game-winning 42-yard field goal with one second remaining to clinch the NFC South division title and earn the franchise's fourth-ever playoff berth. The Panthers finished the regular season with a 12 victories, equaling the most wins in team history.

2009

September 1

Jon Richardson resigns as president of Bank of America Stadium and Mark Richardson resigns as president of the Carolina Panthers.

September 2

Danny Morrison is named president of the Carolina Panthers. He joins the organization with experience as Texas Christian University athletics director, Southern Conference commissioner and Wofford College athletics director and senior vice president.

2011

January 11

The Panthers name Ron Rivera as the fourth head coach in franchise history. Carolina is the first head coaching position for Rivera, who previously served as defensive coordinator for the San Diego Chargers beginning midway through the 2008 season. A linebacker on the Chicago Bears 1985 Super Bowl Championship team, Rivera also served as defensive coordinator for the Bears from 2004-06.

April 28

The Panthers select quarterback Cam Newton with the No. 1 overall selection in the 2011 NFL Draft. Newton is named Associated Press Offensive Rookie of the Year after a record-setting rookie campaign. Newton accounted for an NFL rookie record 35 total touchdowns (21 passing, 14 rushing), passed for a then NFL rookie record 4,051 yards and rushed for an NFL quarterback record 14 touchdowns.

2012

January 29

Carolina makes the first logo refinement in the team's 18-year history. It has been designed to provide a more aggressive, contemporary look to the logo while making it more three-dimensional for ever-increasing digital use. The primary tweaks made by the creative department of the National Football League are primarily in the features in the eyes and mouth.

2013

January 9

The Panthers name Dave Gettleman as general manager. Carolina is the first general manager position for Gettleman, who came from the New York Giants where he served as the senior pro personnel analyst in 2012 after working as director of pro personnel the previous 13 years. Gettleman was a part of six Super Bowl teams, including three winners. He was with Buffalo in 1990 and 1991, Denver in 1997 and the Giants in 2000, 2007 and 2011.

ADMINISTRATION
& COACHES

VETERANS

ROOKIES

2012 IN REVIEW

RECORDS

TEAM HISTORY

REFERENCE



1110AM

99.3
FM

WBT

Charlotte's News Talk



Home of the Panthers



BANK OF AMERICA STADIUM

OVERVIEW

Bank of America Stadium is located in the uptown district of Charlotte, N.C., and was specifically designed for football by HOK Sports Facilities Group of Kansas City. The 74,455-seat, privately-financed, open-air, natural-grass stadium is designed as a self-contained headquarters, and includes training facilities, practice fields and administration offices. The stadium facade features a number of unique elements including massive arches and towers at the entries, clad in building materials that accent the Panthers black, blue and silver team colors. The interior has been designed to provide a generous ratio of concession and restroom facilities among wide and tall concourses, in addition to individual cup and program holders, wide seats, and state of the art sound, video and scoreboard systems.

DESIGN TEAM

HOK Sports Facilities Group has designed numerous sports facilities throughout the country.

CONSTRUCTION TEAM

The general contractors for Bank of America Stadium were the joint venture team of F.N. Thompson (Charlotte) and Turner Construction (New York), which also teamed to build the 23,600-seat Charlotte Coliseum.

LOCATION

The stadium and adjacent practice fields are located on 33 acres in uptown Charlotte, bordered by Interstate 277, Mint, Graham and Morehead streets.

DIMENSIONS

Stadium Footprint (900' L x 800' W).....	15 acres
Public Area Surrounding Stadium (including plazas, walkways, etc)	11 acres
Practice Fields (two natural grass, one artificial).....	7 acres
Total Stadium and adjacent landscaping and practice fields	33 acres
Height (from playing field to top of scoreboard)	13 stories (180')
Internal space (covered space).....	1,600,000 sq ft
Concourse length (outermost circumference)	1/2 mile

SEATING CAPACITY

There are 74,455 seats at Bank of America Stadium distributed as follows:

Lower Bowl.....	22,716
Upper Bowl.....	37,138
Club Level	11,277
Suites/Suite Clubs	3,324

PLAYING FIELD

The stadium's state-of-the-art playing field is 398 feet long and 280 feet wide and features sophisticated drainage and irrigation systems. The playing surface is a hybrid Bermuda grass. The field drains between 10 and 12 inches of rain per hour. The field has a 10" crown.

SEATING WIDTH

The upper and lower seating areas feature a 19" width while the club seating is 21" wide.

BANK OF AMERICA STADIUM

BANK OF AMERICA CLUB SEATING

The Silver Club level at Bank of America Stadium, seating 11,277 patrons, is positioned along both sidelines of the field. Both Silver Club Members and Luxury Suite Members have access to a total of eight lounge areas. The two 50-yard line lounges are the signature of the Silver Club, in addition to the four-themed lounges (one in each corner). The themed lounges offer a wide variety of options for members and their guests from the interactive fan TV studio and interactive kiosks to “Chalk Talks” from former Panthers players. Food and beverage selections include stadium favorites to sit down dining.

SUITES

There are 158 suites in Bank of America Stadium. The suites range from 10-person suites (12' wide x 32' deep) to 40-person suites (40' wide x 32' deep).

Suites have three main components: viewing seats, lounge space and restroom facilities.

- Viewing seats are fully upholstered chairs positioned behind operable glass along the front of the suite and include a beverage rail for convenience.
- The lounge space is the central portion of the suite, outfitted with lounge furniture and buffet tables. The rear of the space includes a service counter with a built-in sink, refrigerator and ice maker. A variety of game day catering options is available for suite members.
- Additionally, each suite has private restroom facilities at the rear of each suite. A coat and general storage closet also is located in this area.

All suites are fully upfitted with high-quality finishes, carpet and wall coverings, and flat-screen TV monitors are located in the lounge space and in front of the viewing seats. Individual suite sound systems offer patrons a choice of audio/video options and separate heating and cooling systems allow for individual suite climate control.

SUITE 87 CLUB

From the seamless glass overlooking the field to the personalized lockers, private bar and television video wall carrying every NFL game in progress, the Suite 87 Club takes the NFL experience to new heights. Designed exclusively for the football fan with discriminating taste, Suite 87 Club membership is an experience unlike any other. The 7,860-square foot Suite 87 Club accommodates 124 members. Each Suite 87 Club membership consists of one reserved seat in the Suite Club with full amenity privileges as well as access to the Silver Club Level lounges, including the Panthers Den, Red Zone, Press Box and Locker Room.

GRIDIRON CLUB

Boasting an urban design incorporating distressed concrete and brushed steel, the Gridiron Club elevates your game day experience at Bank of America Stadium. Featuring assigned outside seating and an exclusive climate controlled lounge inside, the Gridiron Club combines the sights and sounds of the game with amenities that are available exclusively to 282 Gridiron Club members.

Outside, your NFL experience comes to life in three rows of terrace seating shielded from the elements by the ledge above and featuring radiant heat and cooling fans. If fans need a closer look at the action, flat-screen televisions line the fascia of the seating area to review that last play.

Walk inside the seamless glass directly behind the viewing seats to the exclusive 10,000-square foot Club, featuring concierge service, private restrooms, hot and cold market with food options and full service bar. If you need to check the score of another game, watch any one of the flat-screen televisions throughout the Club showing each game in the NFL. Or, sit in the custom designed theatre equipped with a 103" television for the ultimate experience of the action inside.

VIEWING DISTANCE

The first row of seating is located 53 feet from the sideline, while the endline of the end zone is 20 feet from the field wall. All seats are elevated and designed for optimal viewing angles.

BANK OF AMERICA STADIUM

FOOD SERVICE

Provided by Stadium Food & Beverage, Bank of America Stadium offers an abundance of food options and a generous ratio of concession points of sale, designed to increase food quality while reducing customer waiting time.

The following is a breakdown of the number of concession points of sale:

Lower Concourse.....	146 Points of Sale —1 per 150 seats in the lower bowl
Club/Suite Levels.....	127 Points of Sale —1 per 102 seats in the Club/Suite levels
Upper Concourse.....	156 Points of Sale —1 per 234 seats in the upper bowl
TOTAL	429 Points of Sale —1 per 171 seats in the stadium

Stadiums normally offer one point of sale per every 300 to 350 spectators. Concession stands offer hot dogs, hamburgers, nachos, pizza, barbecue, ice cream and other stadium fare.

PANTHERVISION

PantherVision controls all of the video displays, message boards and television monitors at Bank of America Stadium, as well as the stadium's public address and sound system. PantherVision is a proud member of the Information Display and Entertainment Association, a national association of electronic display system professionals comprised of teams, facilities, manufacturers and suppliers. Following is a list of the various displays and technologies that are utilized in the stadium's seating bowl:

SIDELINE DISPLAYS: Located on each sideline, between the 300 and 400 levels, are displays and advertising panels that include:

- One 5' x 300' Daktronics ProAd LED display (for showing game-in-progress statistics and information, game prompts, out-of-town scores and advertising messages)
- Four 5' x 15' internally illuminated advertising panels

CORNER DISPLAYS: Located in the northwest and southeast corners of the stadium, between the 300 and 400 levels, is the following display:

- One 5' x 73' Daktronics ProAd LED display (for showing game clock, game score, game-in-progress information and advertising messages)

ENDZONE DISPLAYS: Located in each end of the stadium, between the 300 and 400 levels, are displays and advertising panels that include the following:

- One 5' x 9' delay-of-game clock
- Two 5' x 6' internally illuminated logo panels
- Two 5' x 15' internally illuminated advertising panels

Located in each end of the stadium, above the 500 level seating area, are displays and advertising panels that include:

- One 31.5' x 77' Mitsubishi DiamondVision LED display (shows live action, replays, video features, game information, statistics, game prompts and advertising messages)
- Three 24' x 32' advertising panels
- One 24' x 32' Tri-Vision (three-sided) advertising panel
- Two 9' x 12' advertising panels
- One 12' x 76' advertising panel
- Four line array speaker clusters at the top of the west end scoreboard only

RESTROOM FACILITIES

Bank of America Stadium offers a generous toilet fixture ratio of one fixture per 80 men and one per 70 women. Many restrooms feature diaper changing tables, and all are handicap accessible. In addition, unisex/family restrooms are available for parents escorting children of the opposite sex.

BANK OF AMERICA STADIUM / SIR PURR

The total number of public restrooms throughout the stadium includes:

Lower Concourse	31	(10 men's, 10 women's, 11 unisex/family)
Club/Suite Levels	20	(8 men's, 8 women's, 4 unisex/family)
Upper Concourse	44	(18 men's, 18 women's, 8 unisex/family)
TOTAL	95	(36 men's, 36 women's, 23 unisex/family)

Stadiums normally offer a toilet fixture ratio of one per 100 men and one per 90 women.

OTHER EVENTS

In addition to Panthers games, Bank of America Stadium has been host to a number of other high-profile events, including the Rev. Billy Graham's 1996 four-day Carolinas Crusade, the Rolling Stones 1997 'Bridges to Babylon' tour and the 2012 'Brothers of the Sun' tour with Kenny Chesney and Tim McGraw. The stadium has been the site for numerous college football games and college and professional soccer matches. In 2011, the stadium hosted a CONCACAF Gold Cup preliminary round that included Mexico versus Cuba and Costa Rica versus El Salvador. In addition, Bank of America Stadium hosts the annual Belk Bowl each December. Since 2010, Bank of America Stadium has been the site for the Dr. Pepper ACC football championship game and will host the game through 2013. South Carolina and East Carolina played a regular season college football game at the stadium in 2011 and South Carolina and North Carolina will meet at the stadium in 2015.

SIR PURR



The Carolina Panthers mascot, Sir Purr a beloved fixture of football in the Carolinas, is in his 19th season with the Panthers. Armed with nimble feet, a great smile and one huggable belly, this cat is best known for his silly antics and creative skits that can be seen on game day. He also makes numerous appearances including visits to hospitals, schools, charity and corporate events.

Sir Purr has entertained crowds not only locally, but nationally. His ability to make people smile and bring out the child in everyone has the caught the eyes of fans everywhere. Sir Purr has performed at the NFL Pro Bowl in Hawaii, Celebrity Mascot Games in Florida, Chinese New Year Parade in Hong Kong and Macy's Thanksgiving Day Parade in New York.

Make your next event PURR-fect by inviting the coolest cat in the Carolinas, Sir Purr! Contact the Carolina Panthers Mascot Department at 704-358-PURR or log on to www.panthers.com/sirpurr. Be sure to follow Sir Purr on Facebook (SirPurr00) and Twitter (PanthersSirPurr) to get the inside scoop from a Panthers PURR-spective.

THE TOPCATS

ADMINISTRATION
& COACHES

VETERANS

ROOKIES

2012 IN REVIEW

RECORDS

TEAM HISTORY

REFERENCE



PRESENTED BY



The 2013 team is proud to welcome back the Carolina Panthers Cheerleaders – the TopCats. The TopCats, ranging in age from 21 – 36, represent all regions across the Carolinas. They hold careers in a variety of distinguished professions, including dentistry, marketing, engineering and teaching. The TopCats are visible at corporate and charitable events throughout the Carolinas, as well as at Bank of America Stadium where they help cheer the Panthers to victory and entertain fans at every home game.

Auditions for the TopCats are a comprehensive and intense process. Out of over 150 initial contestants, the final squad of 26 ladies was chosen based on their personalities, showmanship, dance skills, professionalism and physical fitness.

Tina Becker serves as the Director of Entertainment which includes the cheerleaders, mascot and drum line programs, as well as game day entertainment. Tina was a member of the TopCats inaugural squad in 1996 and spent three years as a cheerleader before joining the TopCats staff in 1999.

Richelle Williams is the Choreographer and Manager for the TopCats. She joined the TopCats staff in 2005, after dancing with the team for five years. She was a cheer instructor for Universal Cheerleaders Association, and she also cheered at the University of South Carolina where she earned a BA degree in Mass Communications.

Kate Milstead, the Entertainment Assistant, is responsible for booking all community and corporate appearances for Sir Purr, the TopCats, and PurrCussion. Kate interned in the Community Relations Department in 2010 before joining the Entertainment staff full-time in 2012. She graduated from Florida State University where she was also a member of the women's soccer team.

The Panthers cheerleading squad is sponsored by Gildan, exclusive supplier of all apparel to the TopCats.

2013 TopCats

Name	Year
Amanda.....	1
Aryn.....	2
Ashley D.	1
Ashley W.	2
Brandice.....	1
Carley.....	1
Courtney.....	4
Emily.....	1
Frajovon.....	1
Hailey.....	2
Katie B.	3
Katie G.	4
Katy.....	2
Laura.....	3
Lauren.....	2
Lindsey.....	3
Madelyn.....	1
Megan.....	2
Michaela.....	1
Myra.....	4
Nina.....	1
Olivia.....	1
Shannon.....	3
Siobhan.....	1
Stacey.....	5
Whitney.....	2

Special Thanks To:

Apparel and Sockwear..... Gildan
 Hair Salon..... Dolce Lusso
 Photography..... Goodstuff Creative
 Fitness Trainers..... 1 On 1 Body Design

TRAINING CAMP



The Carolina Panthers summer training camp home is at Wofford College in Spartanburg, S.C. The Panthers are housed in Wofford's 60,000 square-foot Richardson Physical Activities Building, which boasts a spacious weight room, locker room and training facilities in addition to coaches offices and meeting rooms.

A member of the Southern Conference and NCAA Division I, Wofford is one of the smallest schools in the nation playing Division I football with its enrollment of 1,600. The Terriers compete in the Football Championship Subdivision (FCS), formerly known as Division I-AA.

The Wofford football team is one of only three teams nationally to have advanced to the NCAA FCS playoffs five times in the last six seasons. The Terriers won the Southern Conference title in 2003, 2007, 2010, and 2012. In 2003 the team advanced to the FCS national semifinals, while reaching the quarterfinals in 2007, 2010, and 2012.

Academically, Wofford's football team is traditionally among the top 10 percent in the nation as judged by the Academic Progress Rate (APR). The Terriers have placed 112 student-athletes on the Academic All-Southern Conference team in the last ten years, more than double the number of the second place team.

The Wofford men's basketball team won the 2010 and 2011 Southern Conference Championships and advanced to the NCAA Tournament. In 2010, head coach Mike Young was named the national Mid-Major Coach of the Year and Noah Dahlman earned All-America honors. In the 2010 NCAA Tournament, the Terriers played Wisconsin. In 2011 the team faced BYU in the second round of the NCAA Tournament. Brad Loesing was named a first team Academic All-American in 2012.

The men's soccer team won the Southern Conference championship and earned a bid to the NCAA Tournament in 2009. The baseball team has defeated South Carolina twice in the last five years and in 2007 won the Southern Conference Tournament Championship and advanced to the NCAA Tournament.

Among its alumni, the athletic program counts Panthers Owner/Founder Jerry Richardson as well as former Air Force head football coach Fisher DeBerry and ESPN personality Wendi Nix. Wofford receives strong support from its alumni and friends. The Terrier Club, with 100 percent of all contributions supporting scholarships for Wofford student-athletes, raised a record \$1.6 million in 2012.

Wofford consistently lands on 'best value' lists in various national college guides and publications. Among those are the 2012 editions of Kiplinger's Personal Finance, US News and World Report and The Princeton Review. The Village, Wofford's apartment-style housing for senior students, has also received a number of national recognitions.

Having conducted its first session during the 1854-55 academic year, Wofford is one of only a handful of American colleges of that era to have operated continuously on its original site. The first independent college in South Carolina to receive a chapter of Phi Beta Kappa, Wofford has a proud history. The entire 150-acre campus is maintained as a national arboretum. Wofford ranks fourth in the nation among baccalaureate institutions in the percentage of students receiving academic credit for studies abroad.

ADMINISTRATION
& COACHES

VETERANS

ROOKIES

2012 IN REVIEW

RECORDS

TEAM HISTORY

REFERENCE

PANTHERS HALL OF HONOR

ADMINISTRATION
& COACHES

VETERANS

ROOKIES

2012 IN REVIEW

RECORDS

TEAM HISTORY

REFERENCE



On September 21, 1997 former team president Mike McCormack became the first member of the Panthers Hall of Honor. In 1998, he was joined by former linebacker Sam Mills, who entered as the first former Panthers player to be so honored.

Both Mills and McCormack, who retired as president of the Carolina Panthers in March 1996, were recognized for their high contributions to the Panthers organization with a life-sized bronze statue sculpted by Todd Andrews, who created the famous bronze Panthers that flank each stadium entrance. The statues were placed at the northeast corner of the stadium where they will be joined by statues of future inductees.

"There is no one more appropriate than Mike to start our Hall of Honor," said Panthers Owner/Founder Jerry Richardson at the time of McCormack's induction. "The Carolina Panthers would not even exist without Mike's contributions, and he epitomizes all we want the Panthers to symbolize."

While McCormack's National Football League career spanned five decades and a number of teams, he may have left his most indelible mark on the Panthers. Starting as a consultant in 1989, McCormack provided an invaluable contact for the Richardson ownership group as they lobbied NFL ownership and hierarchy for credibility early in the expansion process. After the Panthers overcame overwhelming odds to land the franchise by a unanimous vote in October 1993, McCormack was first general manager before being named president.

If anyone could meet McCormack's standard it is Mills, who became a Panthers standard-bearer.



"Sam Mills has meant a lot to this organization and has set a high standard for our players both on and off the field. It is only fitting that he is recognized with the Carolina Panthers highest honor," said Jerry Richardson.

While Mills had a long NFL career, his accomplishments with the Panthers were the basis of his selection. His memorable interception return for a touchdown spurred Carolina to the first win in team history in 1995, and his interception against Dallas sealed the Panthers win in the NFC divisional playoff following the 1996 season.

Mills played 15 years as a professional, starting 171-of-181 NFL games and earning five Pro Bowl selections. Mills appeared in his final Pro Bowl as a representative of the Panthers in 1996 at the age of 37.

Regarded as one of the most savvy players in the game, Mills led his team in tackles 10 times and eclipsed the 100-tackle plateau in eight seasons. As a prized unrestricted free agent in 1995, he became the cornerstone of the Panthers defense and was the only player to start every game during the Panthers first three seasons.

With McCormack and Mills, an administrator and coach were recognized in the Hall of Honor. In the opening regular season game against Green Bay in 2004, the PSL owners who helped make the stadium and franchise possible were also honored at halftime. The Panthers sold over 60,000 Permanent Seat Licenses to help fund the construction of Bank of America Stadium.

PANTHERS TELEVISION NETWORK

PRESEASON TELECASTS



Mike Morgan
Play-By-Play



Mike Rucker
Color Analyst



Pete Yanity
Sideline Reporter

The Carolina Panthers Television Network consists of 14 television stations representing each of the major markets in North Carolina, South Carolina and Virginia. The network will televise all preseason games and 26 team shows.

Mike Morgan enters his fifth year as the television voice of the Carolina Panthers, and once again joins former Panther Mike Rucker in the booth. Morgan can also be seen calling college football, basketball, and baseball for ESPN, Fox, Big Ten Network, & CSS. Morgan doubles as an announcer for the Atlanta Braves organization where he can be heard calling select games on radio and TV for the Braves and their Triple-A affiliate, the Gwinnett Braves. In addition to his play-by-play duties, Morgan can occasionally be seen co-hosting SportsNite for Comcast. He is also a regular host for 790 The Zone in Atlanta, and can also be heard on ESPN 730 in Charlotte. Prior to joining the Panthers, Mike called South Carolina Gamecock football, basketball, and baseball on radio and television for 10 years. As the youngest announcer in the SEC, he won five NSSA Sportscaster of the Year awards. Morgan has also called several college football games nationally on radio, including the 2007 Gator Bowl.

Mike Rucker is in his fifth season as the color analyst for the Panthers preseason games. A standout at Nebraska, Rucker was drafted by Carolina in the 1999 NFL Draft. He was the NFL Defensive Player of the Month for September 2003 and finished the season with 12 sacks, earning a trip to the Pro Bowl. In the 2005 season he had 7.5 sacks and surpassed Kevin Greene as the team's all-time sack leader. Upon retirement, Rucker got back into college football as a broadcast analyst for ESPN.

Pete Yanity is in his 13th season as the Panthers sideline reporter. Yanity, Sports Director at WSPA-TV, a position he has held since 1990, is also in his 10th year as the "Voice of the Clemson Tigers." In 2004, he was named the South Carolina Sportscaster of the Year by the National Association of Sportswriters and Sportscasters. He also was named to the Wofford College Athletic Hall of Fame as an Honorary Letterman in 2002.

STATION	AFFILIATE	CITY
WCCB	CW	Charlotte, NC (flagship)
WCNC	NBC	Charlotte, NC
WCSC	CBS	Charlotte, SC
WACH	FOX	Columbia, SC
WPDE	ABC	Florence/Myrtle Beach, SC
WWMB	CW	Florence/Myrtle Beach, SC
WFMY	CBS	Greensboro/Winston-Salem/High Point, NC
WTVD	ABC	Raleigh/Durham/Fayetteville, NC
WSPA	CBS	Greenville/Spartanburg/Anderson, SC/Asheville, NC
WSFX	FOX	Wilmington, NC
WVEC	ABC	Tidewater/Outer Banks, NC
WAPK	MNT	Johnson City/Kingsport, TN/Bristol, TN/VA
WFXR	FOX	Roanoke, VA
WITN	NBC	Greenville/New Bern, NC

ADMINISTRATION
& COACHES

VETERANS

ROOKIES

2012 IN REVIEW

RECORDS

TEAM HISTORY

REFERENCE

PANTHERS RADIO NETWORK



(l-r) Jim Szoke, Game Analyst; Eugene Robinson, Game Analyst; David Langton, Executive Producer; Mick Mixon, Play-by-Play

OFFICIAL RADIO BROADCAST

Eight hours of intense Game Day Programming Plus Live Coach's Show and Weekday Updates

PANTHERS STADIUM SHOW 10am-noon WBT 1110 AM/99.3 FM

For the most up-to-the-minute news from the Panthers and around the NFL, football fans tune into "The Panthers Stadium Show." Hosted by Jim Szoke, the award-winning countdown to kickoff provides a comprehensive preview and analysis of the Panthers and the day's game with tons of fun, special features, live player and coach interviews, college and pro football insiders and reports from around the League.

THE CAROLINA PANTHERS COUNTDOWN TO KICKOFF noon-1pm (Network)

The entire network joins in on the fun one hour before game time for "The Carolina Panthers Countdown to Kickoff." Mick Mixon, Eugene Robinson and Jim Szoke put the final touches on the preparations for the day's game. This hour of award-winning pre-game coverage includes exclusive interviews with head coach Ron Rivera and Panthers players and up-to-the-minute updates from other NFL games.

GAME BROADCAST 1pm-4pm (Network)

The Panthers broadcast team brings you all the hard-hitting action of every Panthers game. Veteran award-winning broadcaster Mick Mixon is joined by former NFL player Eugene Robinson and Jim Szoke to bring you the who, what and why of every exciting play. From the practice field to the playing field, your play-by-play team is with the Panthers every step of the way, each and every week.

PANTHERS POST GAME SHOW 4pm-5pm (Network)

Rick Benjamin hosts a fast-paced game recap with highlights, interviews, analysis and reports from around the League. Listeners get the first chance to hear the team's reaction to the game as Jim Szoke, Eugene Robinson and Mick Mixon conduct exclusive interviews with head coach Ron Rivera and Panthers players from the locker room.

PANTHERS WRAP-UP SHOW 5pm-6pm WBT 1110 AM/99.3 FM

Post-game coverage continues with an additional hour on WBT. The Panthers Wrap-Up Show provides one hour of reaction and analysis from Rick Benjamin and several guests from the Panthers and around the League. Call 704-358-7734 or 800-941-6846 to sound off about the Panthers and that day's contest.

PANTHER TALK

Broadcast live every Monday (or Tuesday if Carolina plays on Monday night) from 8:05 to 9:00 p.m. in the Red Zone at Bank of America Stadium, Panther Talk is your opportunity to talk Panthers football. Join hosts Mick Mixon, Eugene Robinson and Jim Szoke, ask head coach Ron Rivera questions and meet and get an autograph from a Panthers player. Panther Talk airs from August 5 through the Monday following Carolina's final game. Broadcasts from the Red Zone begin September 9. Panther Talk from the Red Zone is free and open to the public.

PANTHERS UPDATES Monday through Friday (Network)

A twice-daily report on Panthers news. Hosted by Mick Mixon and Jim Szoke, "Panthers Updates" keep you up to date on all the day-to-day activities of the Carolina Panthers.

Listen to all of the exciting action on the Panthers flagship station WBT 1110 AM/99.3 FM and Panthers.com. For a complete listing of all Carolina Panthers Radio Affiliates sign onto the Carolina Panthers Website, www.panthers.com.



(l-r) Jaime Moreno, Play-by-Play; Luis Moreno, Jr., Color Analyst

The Carolina Panthers are partnering with Spanish Football Network to broadcast all games of the 2013 season in Spanish.

Play-by-play for Carolina Panthers Spanish radio broadcasts will be handled by Jaime Moreno. During Jaime's 21-year local radio sports broadcasting career, he has covered the NFL with a primary focus on the Panthers. He will be joined in the booth by color analyst, Luis Moreno Jr., who has ten years of local sports radio broadcasting history on local Spanish-speaking stations including coverage of the NFL along with other major sports leagues. Jaime and Luis will anchor a four-hour game day broadcast of all Carolina Panthers regular season and post season games in the 2013 season, including half-hour pregame and post-game shows.

Jaime Moreno was born in Mexico City, Mexico and is currently living in Huntersville, N.C. He played football for 15-years in Mexico as a running back earning a college scholarship on a team that won the 1983 collegiate national championship in his country. Luis Moreno Jr., Jaime's nephew, was also born in Mexico City, Mexico and is now living in Mount Holly, N.C. After playing youth football in Mexico from 1988-92, Luis distinguished himself as a standout football player and four sport athlete at Charlotte Catholic High School where he became the school's rushing leader after four years, amassing 400 yards and 53 touchdowns while earning team MVP honors in 1996 and all-state honors in 1996 and 1997.

The Carolina Panthers Spanish Radio Network will be broadcast on flagship station WGSP AM 1310 out of Charlotte as well as multiple stations throughout the Carolinas. Station list is subject to additions and an updated list of radio affiliates can be found on *Panthers.com*. Participating stations as of June 1:

WGSP AM 1310 – Charlotte, NC

WCLY AM 1550 – Raleigh, NC

WAZS AM 980 – Summerville, SC

WZJY AM 1480 – Charleston, SC

MEDIA INFORMATION

CREDENTIALS: Media who have not received credentials for the season may request them on a game-by-game basis. Credential requests **MUST** be made through the Panthers media-only website at <http://media.panthers.com>. The user name is *panthersmedia* and the password is *carolina*. Requests should be received no later than the Tuesday prior to the game. Reserved credentials will be available at Press Will Call at the Southwest corner of the stadium.

PHOTOGRAPHERS: Photographers with accredited media outlets on an immediate deadline may request credentials on a game-by-game basis from the Panthers Communications Department. Credentials **WILL NOT** be issued to freelance photographers unless granted special approval by the Panthers.

PRESS BOX: All media should enter through the press gate adjacent to Press Will Call at the Southwest corner of the stadium. Turn right after entering and proceed down hallway to press box elevator. Take elevator to 4th Floor (Club Level Two) and exit elevator to the right.

LOCKER ROOMS: Both locker rooms are located on the ground level of Bank of America Stadium. From press box, take the elevator to field level and exit left through double doors and turn right down tunnel. Take first left along main service tunnel and proceed to visiting locker room A on left. For Panthers locker room, continue down service tunnel and enter through designated entrance on left marked "Panthers Meeting Rooms."

POSTGAME INTERVIEWS: The Carolina Panthers and the National Football League ask for cooperation by not interviewing players on the field after the game. Both teams and their head coaches are available for interviews 12 minutes after the conclusion of the game in each locker room and in each team's designated postgame interview area. Your cooperation is greatly appreciated.

PARKING: Parking at Bank of America Stadium is extremely limited. Media are encouraged to stay in Uptown Charlotte hotels since they are within walking distance of the stadium. Please direct all parking requests to Ryan Anderson at (704) 358-7000.

TELEPHONES: Media who wish to have their own press box telephones should direct their requests to Judy Clark with AT&T at (704) 733-1469.

CHARLOTTE AIRPORT TO STADIUM/TEAM OFFICES:

Follow signs for airport exit to Billy Graham Parkway North. Proceed on Billy Graham Parkway to I-85 North (you will exit from right lane). Follow I-85N to I-77 South. Follow I-77 South to exit 10A, Morehead St. exit. At end of exit ramp, take a left onto Morehead St. Continue on Morehead 1/4 mile, and the stadium will be on the left. Entrance to team offices on stadium side opposite downtown.

CAROLINA PANTHERS

Bank of America Stadium
800 South Mint Street
Charlotte, NC 28202
phone (704) 358-7000
fax (704) 358-7615
www.panthers.com

The power
of One



CarolinasHealthCare.org

Life's better
when we're
connected



to heroes



to gratitude



to community



to each other

The transition from military to civilian life can be surprisingly difficult for many of our troops. That's why it's critical for all of us to come together and support our service members and veterans. For over 90 years, Bank of America has been proud to support service members and veterans as employees, customers and important members of our communities.

Find out more about Bank of America's commitment at bankofamerica.com/militarysupport

Bank of America
Official Bank of the Carolina Panthers



Bank of America Merrill Lynch U.S. Bank of America
America Lynch Trust Merrill Lynch

"Carolina Panthers," "Panthers," and related logos are trademarks of Panthers Football LLC. Bank of America and the Bank of America logo are registered trademarks of Bank of America Corporation. Bank of America, N.A. Member FDIC. © 2013 Bank of America Corporation. AR656F3B