

2014 MEDIA GUIDE



**MORE THAN
JUST A GAME.**

JASON CASTRO
2013 A.L. ALL-STAR

TABLE OF CONTENTS

All-Star Game	454
1968 All-Star Game	454
1986 All-Star Game	455
2004 All-Star Game	456
Houston All-Star Selections	408
All-Time Roster	410
Attendance Records	
Astros Attendance In Houston	397
Astros Attendance On the Road	399
Home Series Attendance	399
Team Series Attendance	398
Top 10 Postseason Home Crowds	400
Top 25 Reg. Season Home Crowds	400
Year-by-Year Attendance/	
Monthly Attendance	397
Awards	
Award Winners	387
BBWAA Awards	406
MVP Winners	407
Historical Award Voting	387
Players of the Month	407
Pitchers of the Month	407
Player Development Awards	259
Gold Glove Award Winners	407
Batting Records	
Individual Batting	364
Team Batting	369
Season and Career Top 10	377
Single-Season Leaders by Position	405
Single-Season Games Played	
Leaders by Position	404
Streaks	385
Year-by-Year Individual Leaders	381
Year-by-Year Team Statistics	383
Best Win-Loss Records by Game	396
Birthdays	202
Broadcasters	
Current	469
Historical	353
Media Wall of Honor	353
Coaching Staff	
All-Time Roster	413

Current Staff	31
Community Development	2
Astros Caravan	6
Astros Foundation	2
Astros MLB Urban Youth Academy	5
Grand Slam for Youth Baseball	5
Doubleheaders All-Time	393
Fielding Records	
Individual Records	373
Team Fielding	374
Front Office	
Staff List	10
Executive Bios	13
History and Records	339
Colt Stadium/Astrodome	350
Houston's Major League History	343
Retired Numbers	340
Uniform History	351
Home Runs	
Double-Digit Rookie Homers	385
Grand Slams	388
Inside-the-Park Home Runs	391
Walk-Off Home Runs	390
Last Time It Happened	357
Last Trade With	337
League Leaders	392
Media Information	463
Media Information - Spanish	466
Media Relations Staff	472
Minute Maid Park	
Minute Maid Park Leaders	420
Ballpark Information	475
By the Numbers/Dimensions	479
Construction Facts	481
Home Run Distance Leaders	421
Seating Diagram	482
Scoreboard Information	480
Opening Day	
Game Results	401
Lineups	402

Opponents	
2014 Opponents	323
Astros vs. Opponents All-Time	338
Pinch-Hitting Records	372
Pitching Records	
20-Game Winners/No-Hit Games	393
Individual Pitching	367
Team Pitching	371
Season and Career Top 10	379
Year-by-Year Individual Leaders	382
Year-by-Year Team Statistics	384
Player Biographies	45
Playoff History	423
Playoff Records	448
Promotions Calendar	308
Retired Numbers	340
Rookie Records	
Batting/Pitching	373
Rules	
MLB Retractable Roof Guidelines	474
Scouting and Player Development	
Affiliate Directory	209
Affiliates:	
Oklahoma City RedHawks	216
Corpus Christi Hooks	222
Lancaster Jethawks	228
Quad Cities River Bandits	233
Tri-City ValleyCats	238
Greenville Astros	243
Gulf Coast League Astros	248
Dominican Summer League	252
The Astros Dominican Academy	255
Minor League Players	263
Player Development Staff	204
Scouting Staff	207
Season in Review, 2013	309
Spring Training	457
Sweeps Charts	394
Win-Loss Records	375
Year-by-Year Records	395



HOUSTON ASTROS BASEBALL CLUB

501 Crawford Street
P.O. Box 288
Houston, Texas 77002
(713) 259-8900



The Houston Astros official 2014 Media Guide was printed on February 25, 2014. It was prepared by the Houston Astros Media Relations Department with information available by that date. Statistics were generated by the MLB Information System, MLB.COM, MiLB.COM, Baseball-Reference.COM, the Elias Sports Bureau and STATS, Inc. For more information and updates on materials, please contact the Astros Media Relations department at 713-259-8900.

All Rights Reserved.
Copyright 2014,
Houston Astros Baseball

Editor: Steve Grande
Editorial Assistance: Gene Dias, Dena Propis, Chris Peixoto, Larry Provitt, Jordan Sheat, Allen Rowin
Cover & Interior Graphic Design Concept: Chris David Garcia
Additional Graphics: Alex Grigas, Joe Gonzalez, Jake Holtrop
Photography: Bill Baptist, Steve Ueckert, Gina Figliolia, Skip Stowers, Dave Warwick, Getty Images, Hunter Reed, Juan De Leon, Sean Flynn Photography, Pro Image Sports Photography, Greg Fisher
Printing: Absolute Color

FRONT OFFICE

2014 ASTROS

PLAYER
DEVELOPMENT

2013 REVIEW

OPPONENTS

HISTORY &
RECORDS

SPRING
TRAINING

MEDIA
INFORMATION

MINUTE MAID
PARK

ASTROS IN THE COMMUNITY

COMMUNITY RELATIONS AND THE ASTROS FOUNDATION

OVERVIEW

The Houston Astros are proud to partner with the team's owners, players, alumni, sponsors, broadcasters, front office members, fans, and numerous nonprofit and civic groups to strengthen our community. Last year, the Astros organization dedicated thousands of hours to community outreach and charitable initiatives, including programs run by the official team charity, The Astros Foundation. In the two years since Astros owner Jim Crane and his partners acquired the team, The Astros Foundation has grown to become one of the largest team charities in Texas.

Together with our teammates, the joint staffs of the Community Relations and Foundation departments manage a variety of community and charitable programs, including the Coca-Cola Astros Buddies Kids Club, the Astros charitable ticket program, requests for autographed items to assist qualified nonprofits in their own fundraising, player and staff visits to local nonprofit organizations, the Community Clubhouse at Minute Maid Park, and the team charity's select cornerstone programs, the Community Leaders Program and The Astros Urban Youth Academy. While our community efforts are widespread, our team charity's strategic focus is on serving at-risk youth, supporting inner city youth baseball and honoring members of our nation's military and veterans. Details on many of these programs can be found below. For more information on any of the Astros community programs, please call the Community Relations staff at Minute Maid Park at 713-259-8680 or visit www.astros.com/community or www.astros.com/foundation.



requests for autographed items to assist qualified nonprofits in their own fundraising, player and staff visits to local nonprofit organizations, the Community Clubhouse at Minute Maid Park, and the team charity's select cornerstone programs, the Community Leaders Program and The Astros Urban Youth Academy. While our community efforts are widespread, our team charity's strategic focus is on serving at-risk youth, supporting inner city youth baseball and honoring members of our nation's military and veterans. Details on many of these programs can be found below. For more information on any of the Astros community programs, please call the Community Relations staff at Minute Maid Park at 713-259-8680 or visit www.astros.com/community or www.astros.com/foundation.

COCA-COLA ASTROS BUDDIES KIDS CLUB

Astros fans 14 and under can join the Astros Buddies Club, a fan club created just for them. This child-focused club provides affordable fun for all young fans. In addition to unique experiences and discount ticket offers, MVP members receive four complimentary tickets, two terrific premium items and access to members-only exclusive events such as player autograph sessions, meet and greets, Kids Take the Field and the opportunity to participate in special game day experiences, including automatic head of the line privileges on Kids Run the Bases days! To learn more on how you can give a young Astros fan a season-long gift for just \$20.00, please visit www.astros.com/buddies.

ASTROS CHARITY TICKET GRANT PROGRAM

Local nonprofit groups with a 501c3 tax ID letter from the IRS may apply for a limited number of complimentary group tickets to pre-selected Astros games. The application period opens in March and tickets are available to select games in specific areas of the ballpark, with a rotation policy to ensure we can serve as many worthy eligible nonprofit groups as possible. The Astros Charity Ticket Grant program is limited to 501c3 nonprofit organizations and applications must be submitted for approval at least eight weeks in advance. Last year the team donated more than 70,000 tickets to local nonprofits to assist in their fundraising efforts and to under-served groups who might not otherwise have been able to attend a MLB game. For more information on how to submit an application, please visit www.astros.com/community.

ASTROS COMMUNITY AND FOUNDATION EVENTS

During 2013, the Houston Astros organized and participated in numerous community events both at Minute Maid Park and throughout Greater Houston. Events and activities included support from owners, players, alumni, front office members, sponsors and fans. The following are a few of those events:

- Free kids and coaches clinics at Houston city-owned ballfields and Minute Maid Park
- Adopt-A-Firehouse
- Blood Drives with Houston Methodist
- Baseball Tomorrow Fund and Urban Youth Academy Equipment Drives
- Youth Baseball/Softball Clinics through The Astros Foundation's Community Leaders program
- Coca-Cola Astros Buddies Kids Club Autograph Signings, Behind the Scenes Day, Press Conference, Kids Take the Field and Kids Run the Bases Days
- Home Sweet Home military program, honoring military members and veterans at every Astros home game
- Jackie Robinson Day
- Roberto Clemente Day
- After school programming, clinics and special events at the Astros Urban Youth Academy
- P.L.A.Y. Healthy Choices
- Pitch, Hit and Run
- Powerade and Chevy Clinics
- Sunshine Kids events including player meet and greets
- Holiday visit with gifts to Ronald McDonald House
- UMPS Care
- Picnic in the Park, Dancing with the 'Stros, the Astros Golf Classic and other popular team charity fundraising events

ASTROS IN THE COMMUNITY

COMMUNITY RELATIONS AND THE ASTROS FOUNDATION

HOUSTON YOUTH EDUCATION TICKET PROGRAMS

The Houston Astros want to encourage area youth to succeed in school. Towards that end, the Astros run a special outreach to Title 1 schools in the Greater Houston area. Schools who sign up may receive tickets to select Astros games to use in ways they believe will have the greatest positive impact on the learning environment in their classrooms. Houston public schools have already signed up for the ticket program and other Title 1 schools can sign up for the 2014 season starting in late February. Based on ticket availability, the Astros also partner with qualifying area public libraries to reward at-risk children who participate in the library's summer reading program. For more information, please visit www.astros.com/community.

ASTROS AUTOGRAPHED ITEMS AND BALLPARK EXPERIENCES TO SUPPORT LOCAL NONPROFITS IN THEIR FUNDRAISING EFFORTS

The Astros' deep commitment to our community includes assisting qualified local 501(c)(3) nonprofits with their fundraising efforts through the donation of thousands of in-kind donations, including autographed items, tickets or ballpark related in-kind experiences. In 2013, the Astros assisted thousands of charitable groups through the team's in-kind donation program. All requests must be made in writing on the nonprofit organization's official letterhead and include a copy of the organization's 501(c)(3) letter from the IRS or 501(c)(3) tax ID number. The request letter should be submitted via regular mail with detailed information, including: the date, location and focus of the charity/event, contact information for an official at the nonprofit (including mailing address, phone number and e-mail address), the number of people expected to attend the event and the group benefiting from the nonprofit program. Request letters must be received at least ten weeks in advance of the event. Letters should be sent to: Houston Astros Community Relations and Foundation Department,



ATTENTION: IN-KIND DONATION REQUEST, P.O. Box 288, Houston, Texas 77001-0288. We regret we cannot accept email or phone requests without the written documentation listed above. Charities who receive Astros in-kind support are asked to fill out an accompanying form, confirming how much was raised by the nonprofit through the sale of the item donated. Given the number of requests submitted, there is a rotation policy to ensure all charities that qualify and request an item or tickets have an opportunity to receive support. Additional information is available at www.astros.com/community.



ASTROS PLAYER, ALUMNI AND EXECUTIVE APPEARANCES

Astros players, alumni, owners and executives make a select number of appearances throughout the year. Businesses and groups who wish to request an appearance by an Astros player, alumnus or front office member should complete and submit an appearance application at least four to six weeks prior to the proposed event. The application should include detailed information on the event including specific date, time, exact location of the appearance, how many people will be in attendance and the purpose of the event. The Astros online appearance request forms are available at www.astros.com/community.

ORBIT AND THE ASTROS SHOOTING STARS

The Astros popular mascot Orbit and the Astros Shooting Stars team can be booked through the team's marketing department. Book Orbit by phone at 713-259-8303 or via the web at www.astros.com/orbit.

ASTROS IN THE COMMUNITY

THE ASTROS FOUNDATION

The Astros Foundation is the official team charity of the Houston Astros. We seek to harness the passion of baseball fans to support baseball and softball programs serving at-risk youth, as well as initiatives serving our nations wounded warriors. Our four cornerstone charitable initiatives include the Community Leaders program, the Astros Urban Youth Academy, the Astros RBI Program (Reviving Baseball in the Inner City) and Grand Slam for Youth, the team's joint program with generous naming rights sponsor Minute Maid. The Astros Foundation is supported by the team's owners and raises funds through special events and celebrations, with a number of new events planned for the 2014 season featuring Astros players, alumni, sponsors, fans and Minute Maid Park. The Astros Foundation is grateful to supporters and corporate donors, including Minute Maid, Methodist Hospital and the corporate champions listed below, who stepped up to the plate for our new Community Leaders program. For more information about the Astros team charity, please visit www.astros.com/foundation.



ASTROS COMMUNITY LEADERS

Developed by Houston Astros owner Jim Crane and launched in late 2012, the Community Leaders program is an \$18 million investment by The Astros Foundation to rebuild youth baseball and softball fields in disadvantaged neighborhoods throughout Houston. The program is an exciting new partnership between The Astros Foundation, the City of Houston and corporate champions including Blue Cross Blue Shield of Texas, Calpine Corporation, Champion Energy Services, Halliburton, Nabors Industries, National Oilwell Varco, Occidental Petroleum, Lexus/Friedkin, and Schlumberger. Working with Houston Mayor Annise Parker and the city's Parks and Recreation Department, Community Leaders is run by The Astros Foundation.



By April 2014, Community Leaders will have redeveloped 18 city-owned youth ballfields, with more planned for renovation in the coming years. For more information, please visit www.astros.com/foundation.

ASTROS IN THE COMMUNITY

ASTROS URBAN YOUTH ACADEMY 2800 VICTORY DRIVE, HOUSTON, TX 77008

The Astros Urban Youth Academy (UYA) is funded and run by The Astros Foundation and provides free baseball and softball instruction, life skills training and academic support to at-risk Houston youth. Experienced instructors provide baseball and softball camps, clinics, academic mentoring and leadership development as well as assistance with the college application process.

Starting in 2014, thanks to an additional grant from Astros naming rights partner Minute Maid, UYA staff will now also run the Astros RBI (Reviving Baseball in the Inner City) league as well as expanded programming with the Houston Parks and Recreation Department and KIPP Explore.

Construction of the Academy and the adjacent Jimmy Wynn Training Center was generously funded by the Astros team charity, the City of Houston, Major League Baseball and Minute Maid. Collegiate, current and former professional ballplayers help instruct and host different Major League-caliber training camps and clinics throughout the year. The Academy's doors are open year-round to all who want to participate from the Houston area.



In addition to baseball and softball instruction, after school and weekend/summer programming at the Academy includes free seminars on umpiring, athletic field management, scouting, player development, sports/broadcast journalism and athletic sports training. For information about the Academy and to become a member, please contact the Urban Youth Academy at uya@astros.com or call (281) 260-9166.



GRAND SLAM FOR YOUTH BASEBALL

The Astros Foundation and the makers of Minute Maid have been partners for more than a decade in a multi-layered initiative designed to bring the benefits of our nation's pastime to the young people of Greater Houston through the Grand Slam for Youth Baseball (GSFYB) program. In 2014, GSFYB will be expanding to include over 5,000 boys and girls who will have the opportunity to play and experience baseball and softball while building their self-esteem and learning about teamwork, respect for others and making healthy choices. Minute Maid generously funds the program, working with the team charity and the Houston Parks and Recreation Department. GSFYB has helped more than 50,000 children and teens through the free youth baseball program, a separate college scholarship program and now a new partnership with The Astros Foundation at the Urban Youth Academy. For more information on any of the aforementioned programs, please visit www.astros.com/foundation.



ASTROS IN THE COMMUNITY

2014 ASTROS CARAVAN AND FANFEST

Astros players, coaches, managers, alumni and front office hit the road on the Astros 2014 Caravan presented by Academy Sports + Outdoors and Blue Bell on January 20-27, "raising the flag over Astros Country" throughout the Greater Houston area, central and south Texas, Oklahoma City, and Louisiana. At each of the over 30 Caravan stops, fans and local ambassadors helped Astros players and staff raise a flag over the cities that make up "Astros Country." The fan outreach tour also highlighted the club's charitable interests including youth baseball and softball, support for the U.S. military and at-risk youth. The Caravan visited schools, hospitals and military bases throughout the week, as well as conducted baseball and softball clinics. Several free public autograph sessions were also offered at select Academy Sports + Outdoors stores.

The following players, alumni, prospects and front office staff participated in the 2014 Caravan:

- | | |
|---------------------|---------------------|
| • Matt Albers | • Art Howe |
| • Jose Altuve | • John Hudek |
| • Mark Appel | • Jeff Kent |
| • Alan Ashby | • Dallas Keuchel |
| • Brandon Backe | • Marc Krauss |
| • Anthony Bass | • Jeff Luhnow |
| • Kevin Bass | • James Mouton |
| • Doug Brocail | • Brett Oberholtzer |
| • Bill Brown | • Brad Peacock |
| • Chris Carter | • Chad Qualls |
| • Jason Castro | • Bo Porter |
| • Kevin Chapman | • J.R. Richard |
| • Roger Clemens | • Francisco Romero |
| • Jarred Cosart | • Reid Ryan |
| • Larry Dierker | • Steve Sparks |
| • Matt Dominguez | • George Springer |
| • Scott Feldman | • Max Stassi |
| • Josh Fields | • David Stearns |
| • Mike Foltyniewicz | • Alex Trevino |
| • Robert Ford | • Brett Wallace |
| • Robbie Grossman | • Carl Warwick |
| • Milo Hamilton | • Jimmy Wynn |
| • Lucas Harrell | • Josh Zeid |
| • L.J. Hoes | |



The 2014 Caravan visited the following cities:

- | | |
|-------------------|-----------------|
| • Alvin | • Katy |
| • Angleton | • Kingwood |
| • Austin | • Lafayette |
| • Baton Rouge | • Lake Charles |
| • Beaumont | • Lake Jackson |
| • Brownsville | • League City |
| • Bryan | • McAllen |
| • College Station | • Oklahoma City |
| • Conroe | • Pearland |
| • Corpus Christi | • San Antonio |
| • Cypress | • Spring |
| • Galveston | • Sugar Land |
| • Harlingen | • Texas City |
| • Houston | • Victoria |
| • Humble | • Woodlands |
| • Huntsville | |

Astros FanFest capped off the week-long Caravan at Minute Maid Park on Saturday, January 25 with baseball-themed activities including current and former player autograph sessions, batting practice on the field, running the bases, bullpen throwing sessions, an interactive kids zone, fan forums with front office staff and current players and a vendor expo. Approximately 40 current and former players attended the event. New to the 2014 FanFest was mechanical bull riding, a rock climbing wall and several other activities for fans of all ages. The majority of FanFest proceeds benefitted The Astros Foundation's programs for at-risk children and teens.



ASTROS MASCOT: ORBIT



ORBIT

Height: Can you really put a measurement on FUN?

Weight: A lot less in outer space

Species: Homerunus Spectacularus

Birthplace: Foul Territory of the Grand Slam Galaxy

Age: How long is a light-year?

00

ORBIT

MASCOT

CAREER HIGHLIGHTS

1999: Following the 1999 season, Orbit climbed aboard the space shuttle Discovery to visit his home back in the Grand Slam Galaxy. When he got there, he realized how much he had missed his space home! (Not to mention the moon pies...) Before he knew it, Orbit had lost track of what was going on with the Astros back on Earth. Days turned into weeks. Weeks turned into years. And the Astros soon became a distant memory...

2000-2011: Orbit realized that no self-respecting, ambiguously-aged alien can live in his parent's basement forever. He needed a new life, and a new passion. Professional eating, underwear modeling and online video gaming were all considered and ultimately rejected as new careers, but Orbit had to face facts. There was nothing he loved more than being a mascot. One day, a meteor shower rolled through and Orbit started picking up Astros radio transmissions through his antennae! He heard about all of the changes happening back in Houston—a new league, new rivals, and his favorite part, the new uniforms. Orbit knew what he had to do. The stage was set for a comeback.

2012: Time had not been kind to Orbit after he left Houston. He'd put on some space pounds, his fur had gotten mangy, and his dance moves were woefully out of date (the Cha-Cha Slide? Anyone?). If Orbit was going to make his triumphant return, he needed to get it right, get it tight. He started a daily routine of running the rings of Jupiter, deadlifting moonrocks, and a strict no-Milky-Way diet. But soon enough, Orbit had his bobble-belly back in top form. He was game-ready. He said his goodbyes, hopped the next shuttle back to Houston, and was welcomed back by his Astros family in their new home of Minute Maid Park.

2013: Orbit was a bit nervous after being gone for 12 years, but the 2013 season proved he was back and better than ever! Orbit rang in an impressive 275 community appearances throughout the year, including birthday parties, corporate events, community festivals, charity functions and everything in between. And Orbit's game-day performances received quite a bit of attention, garnering national recognition from ESPN, MLB Network, CBS Sports, Yahoo! Sports – in fact, he won the inaugural "Mascot Madness" contest by Big League Stew in his first year back! And Orbit didn't stop there. His Big and Bright Friday Night performances became the stuff of legend, as he took on the dance moves of everyone from Michael Jackson to the Backstreet Boys. He came in second at the Mascot Home Run Derby during the 2013 All-Star break, scaled the side of the Four Seasons hotel in downtown Houston and will even be riding in the MS150 this upcoming year! Having solidified his place back home in H-town for good, Orbit is looking forward to bringing more signature shenanigans and hilarious hijinks to Astros Country in 2014 and for many light-years to come!

★ NOTES


- Favorite foods: Peanuts, cracker jacks, BBQ, breakfast tacos and Dippin' Dots
- Favorite movies: E.T., Men in Black, Star Wars
- Favorite books: The Hitchhiker's Guide to the Galaxy
- Favorite colors: Blue and orange... and green
- Favorite dance move: The moonwalk and his signature Bobble Belly
- Likes: Hugs, high fives, stars and Astros fans
- Dislikes: Black holes, evil emperors

ORBIT-FAN TRANSACTIONS

Book Orbit for your next event! He does birthdays, corporate events, Bar-Mitzvahs, sorority inductions, surprise haircuts, and potty-training celebrations just to name a few!

For more information, please call 713-259-8303 or visit www.astros.com/orbit

ASTROS MASCOT: ORBIT





ASTROS FRONT OFFICE



ASTROS FRONT OFFICE

EXECUTIVE OFFICE

Owner & Chairman	Jim Crane
President of Business Operations.....	Reid Ryan
Executive Advisor	Nolan Ryan
Senior Vice President, Business Operations	Marcel Braithwaite
Senior Vice President, Corporate Partnerships	Matt Brand
Senior Vice President, Finance	Jonathan Germer
Senior Vice President, Broadcasting and Alumni Relations	Jamie Hildreth
Senior Vice President, Ticket Sales and Marketing	Jason Howard
Vice President, Media Relations	Gene Dias
Vice President, Marketing and Strategy	Michael Dillon
Vice President, Stadium Operations	Bobby Forrest
Vice President, Foundation Development	Marian Harper
Vice President, Human Resources	Vivian Mora
Vice President, Finance.....	Doug Seckel
Executive Assistant	Eileen Colgin

BASEBALL OPERATIONS

General Manager.....	Jeff Luhnow
Assistant General Manager.....	David Stearns
Director, Florida Operations	Jay Edmiston
Director, Amateur Scouting.....	Mike Elias
Director, Pro Scouting.....	Kevin Goldstein
Director, Player Development.....	Quinton McCracken
Director, Decision Sciences.....	Sig Mejdal
Director, International	Oz Ocampo
Special Assistant to the General Manager.....	Craig Biggio
Special Assistant to the General Manager and Senior Pitching Advisor	Doug Brocail
Special Assistant to the General Manager.....	Enos Cabell
Special Assistant to the General Manager.....	Roger Clemens
Assistant Director, Player Development.....	Allen Rowin
Advisor, Latin American Development.....	Julio Linares
Special Assistant, Player Development	Dan Radison
Analyst, Baseball Development	Mike Fast
Manager, Team Operations.....	Dan O'Neill
Specialist, International Operations and Associate Counsel	Stephanie Wilka
Baseball Analyst	Brandon Taubman
Mathematical Modeler	Colin Wyers
Senior Technical Architect	Ryan Hallahan
Analytics Developer	Darren DeFreeuw
Dominican Academy Administrator.....	Caridad Cabrera
Coordinator, International Development and Special Assignment Scout	Carlos Alfonso
Coordinator, Amateur Scouting.....	Paul Cusick
Coordinator, Advance Information	Tom Koch-Weser
Coordinator, Baseball Operations.....	Pete Putila
Coordinator, Player Acculturation and Language Development.....	Doris Gonzalez

CLUBHOUSE

Clubhouse Manager.....	Carl Schneider
Visiting Clubhouse Manager	Steve Perry
Clubhouse Attendants	David Burd, Stacy Gallagher
Video Coordinator	Jim Summers
Equipment Manager, Florida Operations	Paul Burgess

MEDICAL STAFF

Head Athletic Trainer.....	Nate Lucero
Assistant Athletic Trainer	Rex Jones
Strength and Conditioning Coach	Jacob Beiting
Medical Director	Dr. David Lintner
Team Physicians	Dr. Pat McCulloch, Dr. Thomas Mehlhoff, Dr. James Muntz
Medical Risk Manager and Analyst	Bill Firkus

MEDIA RELATIONS

Managers, Media Relations.....	Steve Grande, Dena Propis
Coordinator, Media Relations.....	Chris Peixoto

ASTROS FRONT OFFICE

COMMUNITY RELATIONS, FOUNDATION DEVELOPMENT, URBAN YOUTH ACADEMY

Manager, Community Relations.....	Dairanetta Spain
Coordinator, Community Affairs.....	Rachel Bubier
Coordinator, Foundation Development.....	Natalie Lewis
Special Assistant to the President.....	Larry Dierker
Community Outreach Executive.....	Jose Cruz
Community Outreach Executive.....	Jimmy Wynn
Manager, Urban Youth Academy.....	Daryl Wade
Coordinator, Urban Youth Academy.....	Brandon Denton

BALLPARK ENTERTAINMENT

Manager, Production.....	Daniel Kole
Coordinators, Production.....	David Congdon, Paul Woo

BROADCASTING AND TELECOMMUNICATIONS

Manager, Broadcasting.....	Lowell Matheny
TV Announcers.....	Alan Ashby, Geoff Blum, Bill Brown
Radio Announcers.....	Robert Ford, Steve Sparks
Spanish Radio Announcers.....	Francisco Romero, Alex Treviño

MARKETING, MARKETING ANALYTICS

Director, Brand Engagement.....	Christie Miller
Director, Business Strategy and Analytics.....	Jay Verrill
Manager, Marketing.....	Chris Hunsaker
Manager, Creative Services.....	Chris David Garcia
Manager, Grass Roots Marketing.....	Stephen Richards
Senior Manager, Marketing Entertainment.....	Kyle Hamsher
Manager, Marketing Entertainment.....	Richard Tapia
Manager, CRM.....	Zackary Harwood
Graphic Designer.....	Alex Grigas
Research Analyst.....	Whitney Goodman
Coordinator, Marketing and Affiliates.....	Ginny Gotcher
Coordinator, Promotions and Events.....	Brianna Carbonell
Coordinator, Creative Traffic.....	Jake Holtrop

CORPORATE PARTNERSHIPS

Senior Director, Corporate Partnerships.....	Creighton Kahoalii
Director, Activation and Strategy.....	Jacqueline Uram
Account Executives, Corporate Sponsorships.....	Keshia Henderson, Jessica Schmidt, Jeff Stewart
Account Managers, Corporate Partnerships.....	Melissa Hahn, Jarrett Nobles, Andrew Shipp

CONFERENCE CENTER AND SPECIAL EVENTS, TOURS

Director, Special Event Operations and Tours.....	Jonathan Sterchy
Director, Event Booking and Sales.....	Stephanie Stegall
Assistant Director, Special Event Operations.....	Allison White
Manager, Special Event Operations.....	Cara Lewanda
Coordinators, Special Event Operations.....	Jean Stewart, Kathryn Strauss
Account Executives, Special Events.....	Reah Aitken, Emily Eskin
Inside Sales, Special Events.....	Rachel Toney
Coordinator, Tours.....	Andrew Remson

GUEST SERVICES

Director, Guest Services.....	Michael Kenny
Assistant Director, Guest Services.....	Cedrick Edwards

RETAIL AND MERCHANDISING

Director, Retail and Merchandising.....	Tom Jennings
Managers, Retail Operations.....	Josiah Gallow, Shamaine St. Julien
Manager, Authentication.....	Mike Acosta

INFORMATION TECHNOLOGY AND PROCUREMENT

Senior Director, Information Technology.....	Ray Ebert
Systems Administrator.....	Alex Shipnorch
Network Administrator.....	Chad Harvey
Application Developer.....	Dustin Mitchamore
Technology Associate, Telecommunications.....	Greg Hall

ASTROS FRONT OFFICE

Coordinator, Helpdesk.....	Jared August
Manager, Warehouse	Ada East
Coordinator, Office Services	Shelton Starling

HUMAN RESOURCES

Senior Director, Payroll and Employee Benefits	Ruth Kelly
Manager, Payroll	Jessica Horton
Managers, HR.....	Edna Chan, Chanda Lawdermilk, Jennifer Springs
Coordinator, HR.....	Heather Kuehn
Receptionist.....	Helen Washington

STADIUM OPERATIONS AND ENGINEERING

Director, Stadium Operations	Dave McKenzie
Manager, Engineering	Michael Seighman
Supervisor, Engineering	Brian Hayward
Coordinator, Engineering	Lena Vogt
Director, Safety and Security	Chad Ludkey
Coordinator, A/V Telecom.....	Jack Schott
Technicians	Larry Bostick, Johnny Burton, Kevin Chap, Joe Cisneros, William Connaught, Julian Delgado, Jaime Flores, Seth Foreman, Alfredo Gonzalez, Juan Gonzalez, Reggie McInvale

GROUNDS CREW

Senior Director, Major League Field Operations	Dan Bergstrom
First Assistant Groundskeeper	Israel Hinojosa
Groundskeepers.....	Willie Berry, Seth Foreman, James Vaughn, Chris Wolfe

ADMINISTRATION AND FINANCE

Senior Director, Risk Management.....	Monica Rusch
Director, Business Development.....	Samir Mayur
Coordinator, Risk Management	Zach Armistead
Controller	Abby Brantley
Analysts, Accounting.....	Jennifer Carpenter, Michael Harrington, Brad Russell

TICKET SALES AND SERVICES

Senior Director, Ticket Operations and Strategy.....	Brooke Ellenberger
Senior Director, Group and Inside Sales.....	P.J. Keene
Director, Box Office Operations.....	Bill Cannon
Director, Premium Sales and Service	Clay Kowalski
Director, Season Ticket Services	Alan Latkovic
Director, Season Ticket Sales	Duane Haring
Manager, Ticket Operations.....	Mark Cole
Manager, Premium Sales	Matt Hernandez
Manager, Inside Sales.....	Andre Luck
Manager, Group Sales.....	Jake Winowich
Administrator, Ticket Operations	Morgan Gilman
Representatives, Ticket Operations.....	Jessica Lee, Tori Tyner
Account Executive, Premium Sales	Kelsey Matherne
Specialist, Premium Service.....	Jeff Close, Tina Frewin
Account Managers, Season Ticket Services	Maria-Eleni Koinis, Erin Fortney, Michael Hurley, Josh Jenkins
Account Executives, Season Ticket Sales	Gordon Bowen, Brian Fisher, Todd A. George, Jr., Joe Kenny, Adam Martelli, Lawrence Pious, Nick Rice, Matthew Salazar, Jeff Troncoso, Ainsley Whittington, Brent Broussard
Senior Account Executive, Group Sales	Drew Billington, Adam Campbell, Mick Dell'Orco, Christian Liebenow, Mariza Martinez, Ryan McCann, Matt Richie, Tyler Shedron
Coordinator, Ticket Sales and Service	Kristen Lundgren
Sales Consultants	Ryan Akbar, Ciron Black, Patrick Botner, Isaiah Clark, Duraunte Cutts, Marlaina Donaphin, Erin Eisenhard, Brian Garcia, Juan Guerro, Ramsey Ishaq, James Martinez, Colton Messer, Ashley Morris, David Piccirilli, Stephanie Rivera, Haleigh Sanders, Tyler Smith, Burt Thompson, Ileana Villarreal, Matthew Ziemnicki



JIM CRANE

OWNER & CHAIRMAN

On Nov. 17, 2011, when Major League Baseball unanimously approved the purchase of the Houston Astros by a group headed by Houston businessman Jim Crane, a new era of Astros baseball began.

As the new Owner and Chairman, Jim Crane hit the ground running upon taking control of the Astros by immediately putting his plan to rebuild the franchise into place. As a highly-successful businessman in Houston and former standout college pitcher, Jim has the credentials to make the Astros a winning team both on and off the field.

From the start, Jim has been clear about his goals: to make the Astros a ballclub that can have sustained success at the Major League level by building a top-notch farm system, and to provide Astros fans with an outstanding experience at Minute Maid Park.

As a Houstonian, Jim shares the same passion for the Astros as their fans and is dedicated to bringing those fans the World Series championship that they deserve.

During the last two offseasons, Jim hosted several sessions with Astros Season Ticket Holders and loyal fans at Minute Maid Park to receive feedback on a variety of issues. As a result, several new, fan-friendly initiatives were put into place, including a reduction in ticket prices of thousands of seats and rebates for Season Ticket Holders. Under Jim's leadership, the Astros also used fan feedback to help design the popular new uniforms and logo that were unveiled in November of 2012.

The Astros have also supported several of MLB's diversity initiatives under Jim's leadership, including hosting the 2013 Diversity Summit, MLB's sports employment and business opportunity career and trade fair. Houston also hosted the 2012 and 2013 Urban Invitational, a nationally-televised collegiate baseball tournament designed to give HBCUs and their baseball programs national exposure, as well as the 2013 Breakthrough Series, a collegiate and professional scouting showcase featuring a diverse group of some of the top high school players in the country. On May 30 of this season, the Astros will host the 2014 Civil Rights Game and ancillary activities, a series of events developed by MLB to pay tribute to those who fought on and off the field for equal rights for all Americans.

Jim Crane with MLB Executive VP, Baseball Development Frank Robinson announcing the 2014 Civil Rights Game, hosted by the Houston Astros on May 30, 2014.



Jim Crane with Astros bench coach Dave Trembley



The Early Years

Jim hails from St. Louis, MO, where he became a loyal, spirited fan of the St. Louis Cardinals. As a teenager, he caddied for members of the Cardinals team at local golf clubs and parked cars for patrons at Cardinals games. Jim was impressed by the caring, family atmosphere on the Cardinals team and the team's close ties with the local community. He has carried these values forward throughout his life in business, philanthropic and personal relationships.

Passion for the Game

As a young man, Jim put his innate passion for baseball into action at Central Missouri State University (now the University of Central Missouri), where he was a standout pitcher for the Mules from 1973-76 under the late, revered coach, Robert Tompkins. He had a four-year record of 21-8 with an earned-run average of 2.42, and ranks first in career complete games (23), first in career shutouts (7) and third in career strikeouts (215). Jim still holds the Mules' single-game strikeout record with 18, and in 1997, was inducted into the Central Missouri State University Athletic Hall of Fame.

Jim was the primary underwriter of a \$1.2-million renovation in 1998 of the old Mules' Field on the University of Central Missouri campus. On January 21, 1998, the facility was renamed the James R. Crane Stadium/Robert N. Tompkins Field in honor of Jim and his beloved coach. Jim continues to con-

ASTROS FRONT OFFICE

tribute to the college annually to provide athletic scholarships for Mules baseball. At the annual NCAA convention in San Diego in January of 2014, Jim served as a keynote speaker and was also honored as a member of the NCAA 40th Anniversary Tribute Team for Division II athletes.

Jim earned a Bachelor of Science degree in industrial safety from Central Missouri State University in 1976. This led to a loss-control job evaluating commercial risks for an insurance company and then a move to Houston in 1982, where he entered the freight forwarding business.

Success in the Business World

In March of 1984, at the age of 30 and with \$10,000 borrowed from his sister, Jim founded Eagle USA Airfreight (EGL, Inc.). In his first office located in Houston with a sole employee, Jim handled the loading and trucking himself. The company made money in its first month, and Jim ultimately built it into an organization of more than 10,000 employees with 400-plus facilities in 139 countries. EGL was named one of Houston's "Best Places to Work," and reached #599 on the Fortune 1000 list during Jim's tenure. Jim has been the recipient of a long list of awards and honors for his entrepreneurial activities and business successes. The company was acquired in an LBO transaction that closed August 2007.

In August of 2008, Crane formed Crane Worldwide Logistics (CWL), a premier global provider of customized transportation and logistics services. CWL continues to grow rapidly with experienced members of Crane's management team and sales force at the helm. The four-year-old company made in excess of \$600 million in sales in 2013.

Jim is the owner of Champion Energy Services, which ranks in the top five nonutility-affiliated retail electric providers in the United States and among the top 20 retail electricity companies in the nation and is also CEO and President of Crane Capital Group, Inc.



Community Leaders field opening at Moody Park, sponsored by Calpine.

Giving Back

As Astros Owner and Chairman, Jim has embraced the opportunity to give back to the City of Houston and beyond. One of his first initiatives was the creation of the Astros Community Leaders Program, which is a collaboration between the Houston Astros, Houston-based corporations, the City of Houston, Mayor Annise Parker and the Houston Parks and Recreation Department. This ambitious endeavor will contribute close to \$18.0 million to the city over a five-year period to build or refurbish youth baseball and softball fields in disadvantaged neighborhoods throughout the city and purchase equipment, uniforms and more. As of early 2014, fourteen different fields have opened at Diez, Sunnyside, Moody, Ingrand and Melrose Parks as part of the Community Leaders program.

Jim personally developed the Community Leaders program, which offers corporations the opportunity to partner with the Astros and the Astros in Action Foundation to become part of a team that will improve several city neighborhoods through the game of baseball.

"Baseball was very important to my own development," said Jim. "Playing baseball made me a lot more confident and comfortable in my ability to achieve things. I'd like to be able to help more kids get the opportunities I had through baseball."

His love of baseball is unabated, and he has added the game of golf to his athletic endeavors. Jim acquired the Floridian, a private golf resort in Palm City, Florida in 2010, which he recently had refurbished. He and his wife, Franci, reside in Houston.



HOUSTON ASTROS OWNERSHIP HISTORY

Roy Hofheinz, R.E. "Bob" Smith (1962-65) and partners.....	1962-1976
GE Credit, Ford Motor Credit.....	1976-1979
John McMullen.....	1979-1992
Drayton McLane Jr.	1992-2011
Jim Crane	2011-present



REID RYAN

PRESIDENT OF BUSINESS OPERATIONS

Reid Ryan enters his first full season with the Astros after being named the club's President of Business Operations on May 17, 2013. Reid, 42, is one of the youngest team presidents in the game and brings enthusiasm and energy to the organization, while also providing a wealth of experience working in professional baseball.

From day one, Reid has emphasized the importance of the fan experience and has made it a personal mission to openly engage with the Astros fan base. At nearly every home game, Reid can be found in the stands, speaking with Astros fans on a personal level. Within a few weeks of starting his new position and making his rounds through the ballpark, Reid used that fan feedback to make some changes. He followed up on a specific request to have the ballpark opened earlier in order to give fans access to Astros batting practice, which is now stadium policy. Reid was also instrumental in expanding the 2014 Astros Caravan, the team's annual fan outreach tour, which "raised the flag over Astros Country" in over 30 cities throughout Texas, Louisiana and Oklahoma. Whether he's in the ballpark on game days or on the Community Leaders ballfields participating in youth baseball and softball clinics with local at-risk children and teens, Reid takes pride in being an active member of the Houston community.

Before joining the Astros, Reid was the founder and CEO of both the Corpus Christi Hooks and the Round Rock Express minor league franchises, both of which are perennially lauded as two of the top franchises in minor league attendance, stadium satisfaction and franchise value. Shortly after coming on board in Houston, Reid continued to affect positive change by bringing the Corpus Christi Hooks into the fold as an owned and operated affiliate of the Houston Astros. The Round Rock Express remains the Triple A affiliate of the Texas Rangers.

Reid's history with Texas baseball goes back decades. During the 1980s, Reid was a bat boy for the Astros while his father and Hall of Famer Nolan Ryan was an All-Star pitcher in the Astrodome. He later pitched at the University of Texas and TCU, playing a part in two Southwest Conference Titles (Texas '91, TCU '94). Reid went on to pitch in the minor leagues for two seasons (1994-95) in the Rangers system after being selected in the 17th round of the June 1994 Draft.

A respected member of minor league baseball's leadership group, Reid serves on the Board of Trustees for Minor League Baseball and as the Finance Chairman of MiLB. He also served on the executive committee of the Pacific Coast League and was the Board of Trustees representative for the Baseball Internet Rights Company (BIRCO).

Reid was also involved in many other business ventures including R Bank, a Texas-based community bank chartered in Round Rock, Texas. Additionally, he worked with the Miracle League, a non-profit organization whose fields feature specially-designed facilities for children with mental and physical disabilities and allows children to enjoy the fun of playing baseball and softball on a team of their own. He worked closely with the organization on the initial design phase for a special playing field in Corpus Christi.

He and his wife Nicole are the proud parents of one son, Jackson (14), and two daughters, Victoria (12) and Ella (9). The Ryan family lives in Houston.



Reid with his father, Nolan Ryan




ASTROS FRONT OFFICE



JEFF LUHNOW

GENERAL MANAGER



Jeff with 2013 first round draft pick, Mark Appel

Jeff Luhnow was named the 12th General Manager in Astros franchise history on Dec. 7, 2011. With a track record of success in scouting and developing players prior to joining the Astros, Luhnow's focus has been on creating a player pipeline that will help the Astros win at the Major League level for years to come.

Of the players on the Major League roster at the end of 2013, several came to the organization via trades made during Luhnow's tenure. This list includes Matt Dominguez, Chris Carter, Brad Peacock, Robbie Grossman, L.J. Hoes, Kevin Chapman, Max Stassi and Marc Krauss. Marwin Gonzalez, Rhiner Cruz and Josh Fields were all acquired via the Rule 5 Draft.

In his first two years, the minor league system experienced a dramatic turnaround and is currently considered to be among the best in the industry. In

2013, the top six affiliates all made the postseason (a feat no other organization had accomplished since 2003), with three teams reaching the finals and two winning championships. Over the past two years, the Astros have had the industry's highest combined winning percentage at the minor league level.

Many of the organizations top prospects have been acquired via trades made since early 2012, including Josh Hader, Carlos Perez, Danry Vasquez, Asher Wojciechowski and Rudy Owens.

The amateur draft has been an important vehicle for player acquisition during Luhnow's tenure. Top prospects drafted in the past two years include Mark Appel, Carlos Correa, Lance McCullers, Nolan Fontana, Rio Ruiz, Preston Tucker, Brady Rodgers, Andrew Aplin, Tyler Heineman and Andrew Thurman, among others.

Luhnow spent eight years with the St. Louis Cardinals prior to joining the Astros as Vice President of Baseball Development (2003-2005), Vice President of Player Procurement (2005), and Vice President of Scouting and Player Development (2006-2011). During much of his time with the Cardinals, he oversaw the scouting, international, and player development functions of the club that brought in many players instrumental to the 2011 World Series victory, the 2012 NLCS team and the 2013 World Series team. Of the 25 players on the Cardinals' 2013 World Series roster, 16 were drafted while Luhnow oversaw player development and scouting.

Prior to joining the Cardinals, Jeff founded Archetype Solutions, where he served as President and COO. His background also includes stints as General Manager and Vice President of Marketing at Petstore.com, and five years with the global management consulting firm of McKinsey and Company.

Jeff is a graduate of the University of Pennsylvania with dual Bachelor of Science degrees in economics and engineering. He also earned his MBA from Kellogg Graduate School of Management at Northwestern University. Jeff is a U.S. citizen, but was born and spent more than 15 years in Mexico City, Mexico, and is fluent in Spanish.

He and his wife, Gina, reside in Houston. Jeff has two children, Elizabeth and Jeffrey.



HOUSTON ASTROS GENERAL MANAGERS

Gabe Paul Oct. 25, 1960 – April 27, 1961
 Paul Richards Sept. 7, 1961 – Dec. 12, 1965
 Spec Richardson July 27, 1967 – July 10, 1975
 Tal Smith Aug. 7, 1975 – Oct. 26, 1980
 Al Rosen Oct. 26, 1980 – Sept. 13, 1985
 Dick Wagner Sept. 13, 1985 – Oct. 23, 1987

Bill Wood Dec. 7, 1987 – Oct. 5, 1993
 Bob Watson Oct. 5, 1993 – Oct. 23, 1995
 Gerry Hunsicker Nov. 10, 1995 – Nov. 1, 2004
 Tim Purpura Nov. 1, 2004 – Aug. 27, 2007
 Ed Wade Sept. 20, 2007 – Nov. 27, 2011
 Jeff Luhnow Appointed Dec. 7, 2011



NOLAN RYAN

EXECUTIVE ADVISOR

Nolan Ryan, one of the most decorated pitchers in Major League Baseball history, rejoins the Astros organization for the 2014 season as the club's Executive Advisor. In his new role, Nolan will serve as an advisor to Astros Owner and Chairman Jim Crane, General Manager Jeff Luhnow and his son, President of Business Operations Reid Ryan. Nolan brings over 45 seasons of baseball experience as a player and executive to the ballclub.

Throughout his storied career, Nolan has achieved success in baseball both on and off the field. As a pitcher, he was one of the best ever, tallying 324 career wins in his Major League record 27-year career while establishing all-time records in strikeouts (5,714) and no-hitters with seven (also threw 12 one-hitters). A native of nearby Alvin, TX, Nolan signed with the Astros prior to the 1980 season and would pitch for nine seasons (1980-88) in Houston, his most for any club. Prior to his arrival, the Astros had not made the postseason in their history. However, in his nine seasons, Houston made the playoffs three times (1980, 1981, 1986), falling just shy of the NL Pennant in both 1980 and 1986. On July 25, 1999, Ryan was inducted into the National Baseball Hall of Fame in what was his first year of eligibility.

After retiring as a player following the 1993 season, Ryan worked in the Texas Rangers front office before returning to the Astros front office in February of 2004. In his four years as Special Assistant to the General Manager, he assisted the baseball operations staff in a variety of areas on the Major and minor league levels. In his first two seasons back with Houston, the Astros enjoyed great success, falling one game shy of winning the NL Pennant in 2004 before capturing the pennant in 2005 to become the first team from Texas ever to play in a World Series.

Most recently, Nolan served as CEO and President of the Texas Rangers and was part of the team's ownership group. He oversaw baseball and business operations for the franchise and was a member of the Board of Directors. Under Nolan's leadership, the Rangers had the highest per-game attendance increase in the Majors from 2008 to 2009 and the third largest increase from 2009 to 2010. The club established single-season home attendance records in 2011 and 2012, surpassing the 3,000,000 mark for the first time in franchise history in 2012. His influence on baseball operations helped the Rangers to three consecutive postseason appearances, including consecutive American League championships in 2010 and 2011.

Nolan compiled a career 324-292 record with a 3.19 ERA in 807 appearances in an unprecedented 27 seasons with the New York Mets (1966; 1968-71), California Angels (1972-79), Astros (1980-88), and Rangers (1989-93). The eight-time All-Star owned or shared 53 Major League records. He is fifth in lifetime innings (5387.0), tied for seventh in shutouts (61), and tied for 13th in victories while his 773 starts are second only to Cy Young (815).

In his nine seasons with the Astros, Nolan posted a 106-94 record with a 3.13 ERA in 1854.2 innings over his 282 starts. He holds the franchise records for career strikeouts in an Astros uniform (1,866) and ERA in a single season (1.69 in 1981). He represented Houston in the All-Star Game twice (1981, 1985) and also clinched both of his NL pitching titles in an Astros uniform (1981, 1987). The club retired his number, 34, in 1996.



Nolan Ryan with son Reid and grandson Jackson



Off the field, The Nolan Ryan Foundation built the Nolan Ryan Center for Continuing Education at Alvin Community College, a facility which opened in 1996. He also sponsors the Nolan Ryan Scholarship Fund at Alvin Community College.

Nolan and his wife, Ruth, were married on June 26, 1967, and have three children: Robert Reid (11/21/71), Nolan Reese (1/21/76), and Wendy Lynn (3/22/77). Nolan and Ruth have seven grandchildren.

Nolan was born on Jan. 31, 1947, in Refugio, Texas. His family moved to Alvin when he was six weeks old, and he remained an Alvin resident until 2003, when the Ryans moved to Georgetown.

ASTROS FRONT OFFICE



DAVID STEARNS

ASSISTANT GENERAL MANAGER

The 2014 season will mark David Stearns' second with the Houston Astros. In his current role, David, 29, assists General Manager Jeff Luhnow in all baseball operations capacities including player evaluations, player transactions, and contract negotiations and helps oversee the Astros' scouting, player development, and analytics departments.

Prior to joining the Astros, David served as the Director of Baseball Operations for the Cleveland Indians from 2011-2012. Stearns spent 2008-11 working in the MLB Office of the Commissioner, where he most recently held the position of Manager, Labor Relations. In that role, he assisted in the salary arbitration process, handling uniform player contracts and was a member of MLB's negotiating team for the recently completed Collective Bargaining Agreement.

Before joining the MLB Central Office, David worked in the Baseball Operations Departments of the New York Mets, Pittsburgh Pirates and the Arizona Fall League. He is a 2007 graduate of Harvard University.



JAY EDMISTON

DIRECTOR, FLORIDA OPERATIONS

Jay Edmiston began his career with the Houston Astros in 1986 as a batboy, and continues his tenure with the organization as the Director of Florida Operations in 2014. Jay's responsibilities include coordination of player and staff travel to and from affiliate clubs, management of clubhouse operation for all Florida programs, coordination of player and staff housing for all Florida programs and complex security, among other duties.

Jay has served the Astros organization in several different capacities over the years, including as Assistant Director of Baseball Operations (2005-2009), Minor League Administrator (2002-2005), General Manager of the Martinsville Astros (2001-2002) and GM of the Kissimmee Cobras (1999-2000). Prior to those positions, Jay assisted in the clubhouse and served as an equipment manager.

Jay married his wife Michelle in November of 2011. The two have a chocolate lab, Boo Boo, and reside in Orlando, Florida.



MIKE ELIAS

DIRECTOR, AMATEUR SCOUTING

Mike Elias joined the Astros in January of 2012 as a special assistant to General Manager Jeff Luhnow, and in August of that year was named Director of Amateur Scouting. As one of the organization's key talent evaluators, Mike has contributed significantly to the acquisition of young talent that has accelerated during Luhnow's tenure.

While serving as Special Assistant during the 2012 season, Mike was integral to the club's amateur draft effort that added four players to the Astros' Top 10 Prospects, including #1 pick Carlos Correa, and an overall class that was rated the best in MLB by Baseball America. In the 2013 draft, Mike's first as Scouting Director, the Astros selected Stanford right-hander Mark Appel with the #1 pick and supplied a crop of draftees that won a league title in the short-season NY-Penn League, reached the finals in the Appalachian League, and helped win a Midwest League championship.

Mike, 31, began his scouting career with the St. Louis Cardinals in 2007 as an area scout and was promoted to Manager of Amateur Scouting in 2010. While with the Cardinals he signed and scouted several Major League players and contributed to the development of a scouting department and draft process that supported one of baseball's top farm systems.

Mike is a graduate of Yale University, where he was a left-handed pitcher on the varsity baseball team, earning four letters. He and his wife, Alexandra, reside in Houston.



KEVIN GOLDSTEIN

DIRECTOR, PRO SCOUTING

Kevin Goldstein joined the Astros organization on Aug. 31, 2012 and was named Director of Pro Scouting in January, 2014.

Kevin oversees the Astros pro scouting efforts, which includes comprehensive scouting of both minor league and Major League players across the 30 MLB clubs as well as independent leagues and foreign professional leagues.

In addition to his duties in pro scouting, Kevin also assists in both international and amateur scouting efforts, while consulting with the baseball operations staff on both free agent signings and potential trades.

Prior to joining the Astros, Kevin developed a reputation as one of the top specialists in scouting and player development for several years as a national writer for Baseball Prospectus and ESPN.

Kevin resides in Dekalb, IL, with his partner Margaret and children Cameron (19) and Xander (22). He is an active supporter of animal causes, and owns four rescued pets with a dog and three cats.



QUINTON MCCRACKEN

DIRECTOR, PLAYER DEVELOPMENT

Quinton McCracken was named Astros Director of Player Development on October 19, 2012, and enters his second full season with the Houston club. In 2013, McCracken oversaw a Houston Astros minor league system that finished second out of 30 MLB organizations, with an overall minor league record of 476-360, good for a .569 winning percentage. The Astros player development system sent six of its eight minor league clubs to the playoffs, setting a franchise record, with the Class A Quad Cities River Bandits and Short Season A Tri-City ValleyCats winning their respective league championships.

Prior to joining the Astros, Quinton, 43, spent two seasons (2011-12) working in the Arizona Diamondbacks' front office as their Assistant Director of Player Development. In that role, he worked with all aspects of Arizona's minor league system and served as a liaison between the Major League club and their minor league affiliates.

Quinton enjoyed a 12-year Major League playing career (1995-2006) as a speedy outfielder, which included stints with the Rockies, Devil Rays, Twins, D-backs, Mariners and Reds. In 999 Major League games, he hit .274 with 21 home runs, 244 RBI and 89 stolen bases.

Quinton was a 25th-round selection out of Duke University in the 1992 June Draft. While at Duke, he starred in baseball while earning his degree in political science and history.

He and his wife, Maggie, reside in Houston with their son, Isaiah.



SIG MEJDAL

DIRECTOR, DECISION SCIENCES

Sig Mejdal was named the Director of Decision Sciences for the Houston Astros on Jan. 3, 2012. In his role, Sig helps the Baseball Operations Department evaluate players by reading and extracting various forms of data from scouting reports, medical reports, minor league statistics, and other information.

Prior to joining the Astros, Sig worked for the St. Louis Cardinals from 2005-11, most recently as Director of Amateur Draft Analytics. During his time with St. Louis, Sig was involved with modeling, analysis, and data-driven decision making throughout all levels of the organization. He was a key contributor in the draft decision processes that led to the selection of more Major League players than any other organization during that time frame.

Earlier in his career, Sig worked at Lockheed Martin in California and for NASA. He earned two engineering degrees at the University of California at Davis and later completed advanced degrees in Operations Research and Cognitive Psychology/Human Factors at San Jose State University.

Sig, who currently resides in Houston, has been active in baseball statistics and analytics since earning his membership in the Society for Baseball Research (SABR) while in grade school.

ASTROS FRONT OFFICE



OZ OCAMPO

DIRECTOR, INTERNATIONAL

Oz Ocampo was named Astros Director of International on Aug. 31, 2012.

As part of his role, he oversees the Astros scouting and player development programs globally and assists in building the Astros brand worldwide. Oz has several years of experience in baseball operations working both in the United States and internationally. Prior to joining the Astros, he had been working for Major League Baseball's Commissioner's Office as a specialist in International Baseball Operations since 2011.

Oz began his career with the St. Louis Cardinals in 2005 as their Dominican academy administrator and coordinator of Latin American scouting. While in this role, he was responsible for stabilizing the DR Academy and coordinated the July 2nd scouting operations for the Latin American region (DR, Venezuela, Colombia, Panama and Curacao).

In 2007, Oz assumed the position of manager of amateur scouting and midwest area scout, during which he was responsible for managing North American scouting operations while scouting and evaluating top midwest amateur players. In 2009, the Cardinals named Oz coordinator of international player development, during which he managed finances and logistics for Extended Spring Training, the Gulf Coast League Cardinals club and medical/rehab operations. He earned a bachelor's degree from Georgetown University and an MBA from Columbia Business School.

He and his wife, Adrivel, reside in New York, NY.



CRAIG BIGGIO

SPECIAL ASSISTANT TO THE G.M.

Longtime Astros icon Craig Biggio is in his seventh season as a Special Assistant to the General Manager.

In his current role, Craig works in several areas, including with the baseball operations staff in its Major and minor league player development programs with special emphasis on instruction, the amateur draft and scouting, and Major and minor league talent evaluation. Craig was involved in the selection of new Astros Manager Bo Porter in 2012.

Additionally, Craig participates in the club's community development program.

The franchise career leader in hits, games played, runs scored, and at-bats, Craig retired at the end of the 2007 season following a stellar, 20-year career, all with the Astros. His No. 7 was retired by the ballclub on Aug. 17, 2008. In 2014, Craig fell just two votes shy of becoming the first player in Astros history to earn induction into the Baseball Hall of Fame, after receiving the highest number of votes the previous year with 68.2 percent (75 percent needed for induction).

He finished his career with 3,060 hits, 668 doubles, 291 home runs, 1,175 runs batted in, and a .281 career average in 2,850 games played. He remains the franchise leader in several categories, including hits, doubles, games played and runs scored (1844).

A first-round selection by Houston in the June 1987 draft, Craig became the first Astro to reach the 3,000-hit plateau with a seventh-inning single against Colorado's Aaron Cook on June 28, 2007 at Minute Maid Park. His 3,060 hits rank 20th all-time, and his 668 career doubles are the most of any right-handed hitter in Major League history and rank fifth all-time.

Craig's 20 seasons with Houston are a franchise record, and he also made a club-best 19 consecutive Opening Day starts. He is also the only player in Major League history to reach all of the following milestones: 600 doubles (668), 250 home runs (291), 2,700 hits (3,060), and 400 stolen bases (414). Craig and Cal Ripken Jr. are the only middle infielders (only 13 players all-time) to collect 3,000 hits and 1,000 extra-base hits.

Craig was named to a franchise-record seven National League All-Star teams, received five Silver Slugger Awards, four Rawlings Gold Glove Awards and was a member of six Astros playoff teams. Craig holds National League records for leadoff home runs with 53 (ranks second all-time) and for hits in interleague play with 201. He also led all players during the 2005 postseason with 18 hits.

Additionally, Craig was the 2007 recipient of the Roberto Clemente Award, a prestigious honor bestowed upon one Major League player each season by Major League Baseball and the Clemente family recognizing community service. Craig has been actively involved with the Sunshine Kids throughout his career, a support organization for children with cancer and their families.

Craig and wife Patty reside in Houston and have two sons, Conor and Cavan, and one daughter, Quinn. In 2010, Craig coached his son's St. Thomas High School baseball team to the Texas Class 5A state championship. Conor currently is an outfielder for Notre Dame University and Cavan, a top prospect, is committed to Notre Dame for the Fall of 2013.



DOUG BROCAIL

**SPECIAL ASSISTANT TO THE G.M.,
SENIOR PITCHING ADVISOR**

Doug Brocail resumes his position as Astros Special Assistant to the GM and will also serve as Senior Pitching Advisor in the 2014 season. In his expanded role, Brocail will provide feedback on all pitching matters including organizational pitching philosophy, amateur talent acquisition and player development.

Brocail served as Astros pitching coach for two and a half seasons, beginning mid-June of 2011 through the end of the 2013 season. During that time, Brocail oversaw one of the youngest pitching staffs in the Major Leagues, with 18 different pitchers seeing their Major League debuts under his supervision. Prior to joining the Major League coaching staff, Brocail was a special assistant to the GM for nearly two seasons (2010-2011).

As a right-handed pitcher, Brocail compiled a 52-48 record with a 4.00 ERA in 626 appearances (42 starts) with nine saves in parts of 16 Major League seasons from 1992-2009, pitching for the Padres, Astros, Tigers and Rangers in that span. His .633 (38-22) winning percentage in his final 12 seasons (1998-2009) was the second-highest among Major League relievers in that span (min. five decisions).

Brocail had three stints with the Astros, posting a 15-14 record in 151 games (11 starts) with a 4.24 ERA and three saves. In 2008, his 47 appearances in the first half were the most in club history by a right-hander. He finished that season at 7-5 in 72 appearances, reaching career bests in games and wins at the age of 42.

Brocail was All-State in football, basketball and baseball at Lamar High School in Colorado, where he tossed three no-hitters and fanned 156 batters in 76 innings to win Colorado Pitcher of the Year honors in 1985.

He and his wife, Lisa, reside in Missouri City, TX, and have five daughters: Taylor, McKinzie, Madisyn, Camdyn and Parker Elisabeth.



ENOS CABELL

SPECIAL ASSISTANT TO THE G.M.

Enos Cabell is in his tenth season as a Special Assistant to the General Manager after being named to the post on Nov. 17, 2004. He had been serving as a consultant since joining the Astros front office on July 29, 2004. Enos assists General Manager Jeff Luhnow and the Astros scouting department in evaluating the Astros Major and minor league players, along with other projects and assignments within the scouting area.

During his 15-year Major League playing career, Enos played for the Astros from 1975-80 and 1984-85 and is in the top 10 in franchise history in several categories. In 1978, he was named the team's MVP after setting club records in at-bats (660) and games (162) and tallying a then-record 195 hits, which ranked third in the National League. He currently ranks tied for eighth on the club's all-time list in stolen bases (191) and tied for sixth in career batting average (.281).

Enos stole more than 30 bases for four straight seasons (1976-1979) while with Houston. In 1,688 career big league games from 1972-86, he hit .277 (1647x5952) with 60 home runs and 596 RBI. He started 149 games at third base for the 1980 National League West Champion Astros and played on two other division-winning clubs, the 1974 Baltimore Orioles and the 1985 Los Angeles Dodgers.

From 1991-94, Enos provided analysis on Home Sports Entertainment telecasts of Astros home games and from 1991-96, he hosted the weekly call-in show, Astros Report, on KCOH Radio. He was a member of the Texas Southern University's Board of Regents from 1995-2001 and served as interim athletic director for the school in 2000.

Enos is a graduate of L.A. Harbor Junior College in San Pedro, CA., where he was an all-conference selection in baseball. He is a cousin of former Major Leaguers Dick Davis and Ken Landreaux. He and his wife, Ruby, make their home in Missouri City, TX. Enos has three sons, Marcus, Stephen and Cordell.

ASTROS FRONT OFFICE



ROGER CLEMENS

SPECIAL ASSISTANT TO THE G.M.

The 2013 season is Roger Clemens' second as Special Assistant to the General Manager for the Astros. In his current role, Roger will work with Astros pitchers on both the Major League and minor league levels, providing instruction and player evaluation. He will spend time in uniform during Spring Training in the Astros Major League and minor league camps. The Astros will also utilize Clemens to scout professional and amateur pitchers throughout the season.

The Rocket was one of the best pitchers in Major League history during an outstanding 24-year career, which included a record seven Cy Young Awards, two World Series Championships, 11 All-Star nods, and two pitching triple crowns. His 354 career wins rank ninth all-time while his 4,672 strikeouts are third all-time. He also hurled 46 shutouts and 118 complete games while posting a 3.12 ERA.

Roger came out of retirement to play for Houston, his adopted hometown, from 2004-2006. During his two and a half seasons with the Astros, he collected his seventh Cy Young Award, won the 2005 NL ERA title, and helped take the Astros to their first-ever World Series. In 2004, at the age of 42, Roger became the oldest pitcher in MLB history to win the Cy Young Award, the seventh of his career, after posting an 18-4 record with a 2.98 ERA.

His 2005 season was one of the best of his 24-season career; he posted a 1.87 ERA, the lowest in the Major Leagues that year as well as of his entire career, and was named to the 2005 NL All-Star team. On October 9 of that year, Roger made his first relief appearance since 1984, entering as a pinch-hitter in the 15th inning of Game 4 of the NLDS versus the Atlanta Braves. That final game of the series was the longest postseason game in MLB history, going 18 innings, and Roger closed it out with three scoreless innings to help move the Astros to the NL Championship Series.

Clemens' career spanned four teams in four cities, including AL rivals the New York Yankees and the Boston Red Sox. In his third season with the Red Sox (1986), The Rocket was named AL MVP and All-Star MVP, and earned his first Cy Young Award with a 24-4 record while leading the Red Sox to the AL Pennant. In the two years he spent with the Toronto Blue Jays (1996-97), he won two pitching triple crowns (most wins, lowest ERA, and most strikeouts) as well as two more Cy Young Awards. Roger spent the following four years with the Yankees, and in 1999 and 2000, helped them to two World Series Championships. In 2003, Roger clinched his 300th win and his 4,000th strikeout in the same game vs. the St. Louis Cardinals. In 1999, he was named to the Major League Baseball All-Century team after collecting over 600,000 of the fan votes, and was one of only four players active at the time.

Roger and his wife, Debra, live in Houston and have four sons: Koby, Kory, Kacy, and Kody.



ALLEN ROWIN

ASSISTANT DIRECTOR, PLAYER DEVELOPMENT

Allen Rowin enters his eighth season with the Astros organization, and his second as Assistant Director of Player Development.

Allen's responsibilities include day-to-day roster management of the minor leagues, overseeing Dominican complex operations, supporting the Latin American scouting staff, supporting the domestic player development staff and players and handling all immigration for the Astros. Allen also assigns players to various levels of the minor leagues when they are promoted or on injury rehabilitation assignments and assists individual players with contracts, insurance, housing and healthcare.

Prior to his current position, Allen, who joined the Astros in 2007, had served as the Astros Coordinator of Player Development, during which time he oversaw the building of the Astros complex in the Dominican Republic that opened in May of 2010. His first position in MLB was as a community relations intern for the Padres in 2006.

Allen, who is fluent in Spanish, received his bachelor's degree double majoring in Spanish and Political Science from UCLA before earning his MBA in Sports Business Management at San Diego St. University. He currently is an active member of the Big Brothers, Big Sisters organization.

A native of San Diego, CA, Allen currently resides in Houston, TX, with his wife Maura.



MIKE FAST

ANALYST, BASEBALL DEVELOPMENT

Mike Fast joined the Astros organization on Feb. 1, 2012. In his role within the Decision Sciences department, he develops information systems for baseball operations and helps apply these systems to player evaluations and player transactions. He also supports the Major League coaching staff, player development, and scouting staff with information and analysis.

Prior to joining the Astros, Mike was an author for Baseball Prospectus, where he developed a large following and a reputation as a statistical expert, conducting several unique, in-depth studies. He was previously an author for The Hardball Times and MVN.com.

Mike also worked for 17 years as a semiconductor engineer, most recently with Advanced Micro Devices. A graduate of the University of Oklahoma with a degree in engineering physics, Mike and his wife, Lori, reside in Kingwood, TX with their four children.



DAN O'NEILL

MANAGER, TEAM OPERATIONS

The 2014 season will be Dan O'Neill's second as the Astros Manager of Team Operations, a position to which he was named in November 2012. Dan is responsible for Major League team operations, including travel and team services. He also oversees the Astros clubhouse, video, Florida operations and advance information departments.

Previously, Dan spent seven years in the hedge fund industry with Mesirow Advanced Strategies, Inc. and as partner and Chief Operating Officer of Oak Street Capital Management, LLC in Chicago, IL.

Dan holds a B.A. from the University of Illinois and an MBA from the University of Chicago Graduate School of Business. He was a four-year varsity letter winner for the Fighting Illini baseball team as an outfielder and was named First-Team All-Big Ten in 1998. He was selected by Philadelphia in the 27th round of the 1999 Major League June Draft and played two seasons in the Phillies minor league system.

A native of Champaign, IL, Dan currently resides in The Woodlands, TX, with his wife, Jillian, and four children Cali (9), Caden (6), Declan (4) and Emma (4).



MARCEL BRAITHWAITE

SENIOR VICE PRESIDENT,
BUSINESS OPERATIONS

Marcel Braithwaite, who joined the Astros on Nov. 30, 2012, enters his second full season with the ballclub. As the Senior Vice President of Business Operations, Marcel runs the operational side of the organization. He oversees eight different departments, including IT, Stadium Operations and Engineering, Safety and Security, Event Services, Guest Services, Aramark, Merchandising and Retail Operations, and Procurement. As an operator that likes to roll up his sleeves, Marcel is involved in the daily meetings and coordination of each department and manages the Aramark contract and partnership in a similar, hands-on fashion.

Marcel began his career in the logistics industry as a driver with Aeronet Worldwide in 1993, and finished his tenure as Operations Manager. He then joined Eagle Global Logistics in 1995 as an operations agent. Over the course of his career, Marcel worked his way up to senior leadership positions, most recently in the role of Vice President of the Program Management Office, Americas for CEVA Logistics. In that position, he managed the shared services group responsible for third party vendor services to the company, as well as large scale strategic and transformational projects throughout the Americas driving shareholder value.

Born in the Netherlands, Marcel is fluent in Dutch and has lived all over North America, including Canada, Seattle, southern California and now Texas.

Marcel and his wife, Shara, and four daughters, Ashlynn, Amber, Bryndal, and Kenzie currently reside in southern California.

ASTROS FRONT OFFICE



MATT BRAND

SENIOR VICE PRESIDENT,
CORPORATE PARTNERSHIPS

Matt Brand joined the Houston Astros organization in 2011. In his role as Senior Vice President of Corporate Partnerships, Matt and his team work closely with key corporate partners to develop innovative advertising and marketing solutions, specifically focusing on how corporations can activate their brands most effectively. Matt also leads the business development team for Special Events at Minute Maid Park and the adjoining conference center.

Prior to coming on board with the Astros, Matt spent 25 years in the supply chain industry, holding various executive sales leadership positions specializing in the retail, automotive, and energy sectors. While with Eagle Global Logistics, he served as Vice President of Sales for Asia-Pacific, living in both Hong Kong and Singapore.

Matt currently serves on the board of the Make-A-Wish Foundation for the Texas and Gulf Coast Region and the Baylor Sports Management Advisory Board. Matt also served on the General Motors (GM) Supplier's Council and was a member of the Petroleum Equipment Suppliers Association (PESA).

Matt was raised in Selah, Washington, and played baseball at both Edmonds Community College in Lynnwood, WA, and at Lewis & Clark State College in Lewiston, ID.

He and his wife, Casey, have two sons, Josh and Jake, and make their home in Houston.



JONATHAN GERMER

SENIOR VICE PRESIDENT, FINANCE

Jonathan joined the Astros in April 2004 and enters his first season as Senior Vice President of Finance. In his role, Jonathan oversees the financial operation of the organization and meets with the Club's Board of Directors on a quarterly basis to discuss financial results and organizational strategy. During his tenure, Jonathan has been involved with several organizational initiatives which include technology system implementations, contract negotiations and stadium construction projects.

Prior to joining the Astros, Jonathan spent five years with the National Hockey League headquarters based in New York City. During his tenure at the NHL, Jonathan was involved in several league endeavors including five All-Star games, the NHL's participation in the 2002 Olympic Games, several international exhibition games as well as the planning and support for the 2004 World Cup of Hockey. Jonathan was also an active member of the NHL's Diversity Task Force.

Jonathan is a Certified Public Accountant and gained experience in public accounting as an auditor for Deloitte & Touche in Chicago, Illinois. He earned his undergraduate degree in sports management from Springfield College and his MBA from Northeastern University.

Jonathan and his wife Jennifer reside in Katy, Texas with their daughter Brooke and son Jake.



JAMIE HILDRETH

SENIOR VICE PRESIDENT,
BROADCASTING & ALUMNI RELATIONS

The 2014 season is Jamie Hildreth's 28th with the Astros franchise.

A 40-plus-year veteran of Houston radio, Jamie was named Senior Vice President of Broadcasting and Alumni Relations in January 2014. In his new role, Jamie provides leadership on the Houston Astros affiliate relations efforts, with emphasis on outreach and expansion of the network's scope, establishing and maintaining effective relationships with key broadcast partners and overseeing radio and television broadcasts including all ancillary programming. Jamie will also develop and direct all Astros alumni programs and initiatives to cultivate greater historical ties with the organization, as well as remain the primary Astros contact for several key corporate partner accounts.

Jamie was previously named to the post of SVP of Premium Sponsorships in May of 2007, where he was responsible for the management of the Astros premium accounts. He also served as Vice President of Sales and Broadcasting in 1999 and was the Astros Director of Broadcasting starting in July of 1987.

Jamie's radio career in Houston has spanned roles from sales to management, including sales manager of KTRH Radio from 1984-87 before joining the Astros. He was also the general manager of KTRM/KALO in Beaumont, TX, and was sales manager of 104 KRBE in Houston from 1972-78. Jamie received a Bachelor of Science degree from the University of Houston with a major in radio and television.

Jamie and his wife, Theresa, reside in Houston, and have two sons, Jeff and Shane, and five grandchildren: Hayward, John, Alexandra, Audrey and James.



JASON HOWARD

SENIOR VICE PRESIDENT,
TICKET SALES AND MARKETING

Jason Howard enters his third season with the Houston Astros in 2014, the first in his expanded role as Senior Vice President of Ticket Sales and Marketing. In his position, Jason oversees the ticket sales, service, and operations efforts as well as the Marketing, Analytics, and Ballpark Entertainment departments for the club.

Driven by the organization's vision to better serve Season Ticket Holders and grow the fan base, Jason has led an expansion that tripled the number of relationship-based ticket sales and service representatives since his arrival as Vice President of Ticket Sales & Services just after Opening Day in 2012. Additionally, Jason helped implement the organization's increase in fan surveys, panels, and other feedback channels to ensure better communication, perspective, and relationships between the fan base and the club. These efforts have shown early returns as the 2013 season represented the first year-over-year growth in Season Ticket base and total attendance since the 2006-2007 seasons following the Astros' World Series appearance.

Jason joined the Astros from the Arizona Diamondbacks, where he most recently served as the organization's Vice President of Business Development from 2010-12. In that position, Jason was responsible for creating, teaching, improving and managing revenue generating tactics across the Corporate Partnerships, Marketing, Community Affairs, Baseball Outreach and Spring Training departments while continuing to oversee the club's Season Ticket and Inside Sales efforts. Prior to his stint as Vice President with the D-backs, Howard was the Director of Season Ticket and Inside Sales over three seasons as part of the leadership team that oversaw an organization record in new Season Ticket revenue in 2008. In addition, more than 80 percent of the Inside Sales representatives he managed over that period were developed into senior sales and service positions throughout the professional sports industry.

Jason began his career in Indianapolis with Pacers Sports & Entertainment (2004-07), where he got his start in the industry as an Inside Sales representative before being promoted to Season Ticket Account Executive and eventually Manager of Inside Sales for the NBA's Indiana Pacers.

Jason is a 2004 graduate from Cedarville University in Ohio, where he majored in sport management. He and his wife, Mandi, reside in Spring with their daughter, Braelyn, and son, Braxton.

ASTROS FRONT OFFICE



GENE DIAS

VICE PRESIDENT, MEDIA RELATIONS

Gene Dias joined the Astros as Media Relations Director in February of 2009 and now enters his first season as Vice President of Media Relations in 2014. Prior to joining Houston, he spent close to 20 years with the Philadelphia Phillies organization in both Media and Community Relations.

In his new role, Dias oversees all baseball and business-related media relations efforts and leads the Astros communications team in developing strategies for the ballclub's business, marketing, foundation, and community public relations initiatives.

From 1989 to 2008, Dias worked for the Phillies, first as an intern in the ticket sales office before joining the media relations staff full-time. After serving as Media Relations Manager, he was promoted to Director of Community Relations in 2000 where he was instrumental in creating a number of community-based programs and events, many of which are still in place today. Gene also helped to grow the club's footprint in the community through increased media coverage and by increasing the dollars raised for the club's charity. He was also successful in increasing the player's community involvement and was a member of the Phillies Charities, Inc. Board of Directors. In 2003, the Phillies received the prestigious Philadelphia Sports Congress Community Service Award for the first time. Prior to joining the Phillies, Dias worked as a sports editor for Associated Newspapers in Stoughton, MA.

Throughout his career in baseball, Gene has worked with Major League Baseball, assisting with the media relations duties at several World Series, League Championship Series and All-Star Games.

Gene received his Bachelor of Arts degree in journalism from the University of Massachusetts where he was a member of the varsity baseball team. He and his wife Kandee live in Kingwood, TX with their two children, son Maxwell (13) and daughter Sydney (8).



MICHAEL DILLON

VICE PRESIDENT, MARKETING AND STRATEGY

Mike Dillon joined the Astros organization in June of 2012 and now enters his second full season with the ballclub.

In his new role of VP of Marketing and Strategy, Mike utilizes research and data analytics to develop a deeper understanding of the Astros fan base in order to provide a meaningful fan experience both inside and outside of the ballpark. Through various events and promotions during the season as well as the Astros Caravan in the offseason, which reached fans throughout central and south Texas, Louisiana and Oklahoma City, Mike hopes to unite supporters throughout "Astros Country" and maintain long-lasting, reciprocal relationships between the fans and the Astros organization. Mike also works with the Astros Ticketing, Premium Sponsorship and Community Relations departments to optimize revenue and coordinate organization-wide efforts.

Prior to joining the Astros, Mike was a management consultant at Bain & Co., where he worked on a variety of projects in diverse industries, including consumer packaged goods, financial services and technology.

Mike spent his entire academic career at Harvard, where he received his Bachelor of Arts in Government, law degree, and MBA.

Originally from Sharon, MA, Mike now resides in the Rice Village area of Houston.



BOBBY FORREST

VICE PRESIDENT, STADIUM OPERATIONS

Bobby Forrest was named the club's Vice President of Stadium Operations in January 2007. He originally joined the Astros franchise on Jan. 2, 1995, as a member of the engineering department. Bobby was subsequently promoted to Engineering Supervisor in 1997, Engineering Manager in 1999, and Senior Director of Engineering and Maintenance in 2003. He is responsible for all building operations, which includes engineering and groundskeeping. Bobby also played a key role in the club's move from the Astrodome to its current home, Minute Maid Park, prior to the 2000 season.

Bobby is a member of the International Association of Assembly Managers, the Stadium Managers Association, the NFPA and serves as Vice President of the Association of Retractable Roof Operators World Wide.

Bobby has three children, Bobby, Chelsey and Kyle. He and his wife, Tiffani, live in his hometown of Houston.



MARIAN HARPER

VICE PRESIDENT, FOUNDATION DEVELOPMENT

The 2014 season marks Marian Harper's 23rd with the Houston Astros. She helps manage programs and fundraising for The Astros Foundation, the official team charity of the Houston Astros, including the continued development of the Astros Urban Youth Academy (UYA), which serves at-risk children and teens in the Greater Houston area.

In 2014, Marian will also serve as the liaison to the Astros Alumni, working to develop the team's alumni association. She also assists with the team's community relations efforts, including helping to organize the Astros wives charitable appearances, utilizing her extensive knowledge of local nonprofit programs and her dedication to serving disadvantaged and underserved populations in Houston.

Marian serves on the Northeast YMCA Board of Managers, where she was honored as Volunteer of the Year in 2002, the Downtown District Ensemble Theatre and the Houston Area Urban League Board of Directors. She is a graduate of Leadership Houston and was honored with the prestigious Jimmy Wynn Toy Cannon Award for exceptional community service at the Texas Baseball Hall of Fame induction ceremony in 2007.

A native of Pittsburg, Texas, Marian started with the Astros in 1992 and rose through the ranks, starting as a promotions coordinator for the marketing and sponsorship departments, then as Director of Community Relations working with players, alumni, fans, businesses and nonprofit leaders. Over the past decade, Marian has been a key executive for all the team charities' fundraising and outreach initiatives.

ASTROS FRONT OFFICE



VIVIAN MORA

VICE PRESIDENT, HUMAN RESOURCES

Vivian L. Mora joined the Astros organization in early June of 2013 as the VP of Human Resources. In her role, Vivian is responsible for all human resources functions, including aligning HR strategy with business objectives, talent and performance management, succession planning, talent acquisition, compensation and benefits, training and development and employee relations.

Prior to joining the Astros, Vivian was the founder and managing partner for Mora & Associates, an executive search and human capital consulting firm based in Katy, Texas. Before launching Mora & Associates, Vivian served in various leadership roles including almost eight years as the Vice President of Human Resources for the Houston Rockets and Toyota Center, a multi-purpose entertainment venue hosting year-round live concerts, sporting events, and family entertainment which serves as the home of the Houston Rockets. Prior to this position, she led the human resource function for Texas-based HEB Grocery Company's Houston Retail Support Center through several growth years. She has also held progressive positions in the energy and the printing industries with Entergy Corporation and with Perry-Judd's Incorporated (acquired by RR Donnelley).

Mora's educational background includes a Masters of Social Science concentrating in sociology with a minor concentration in economics from the University of Mississippi and a Bachelor of Science in marketing from Jackson State University. She holds the highest level of human resources certification as a Senior Professional in Human Resources (SPHR) and serves as an expert source for Reuters Insights and Focus HR.

Vivian has also served as a conference speaker for HR Houston, TLNT, the International Ticketing Association (INTIX), the Greater Houston Area Ticketing Association (GHATA) as well as HR Southwest. She is affiliated with the Society for Human Resource Management (SHRM) and HR Houston, and is a member of the Executive Board for Girls Inc. of Greater Houston as well as a member of Rotary International.

An avid supporter of the arts, Vivian resides in Katy, Texas with her husband Alfonso and daughter, Victoria.



DOUG SECKEL

VICE PRESIDENT, FINANCE

The 2014 season will be Douglas Seckel's third with the Astros as the Vice President of Finance.

Before coming on board with the Astros, Doug was treasurer for the Crane Capital Group assisting with financial management for the various Crane companies. Prior to joining the Crane Capital Group in 2010, Doug was Deputy Director of Finance for the City of Houston, Texas responsible for accounting, auditing, cost analysis and federal grants. From 1989 to 2007, Doug was controller, treasurer and CFO of Eagle Global Logistics as company revenues grew from \$9 million to \$3.2 billion and had an instrumental role in taking the company public in 1995. Prior to 1989, Seckel held various accounting and auditing positions for several state and local governments.

Seckel is a graduate of the University of Missouri with a major in accounting. He and his wife Lucy reside in Houston, Texas and have a daughter Sara and son Sam.



JOSE CRUZ

COMMUNITY OUTREACH EXECUTIVE

The 2014 season is Jose Cruz' 31st with the Houston Astros, having spent the past five years as a special assistant to the general manager and the previous 13 seasons (1997-2009) as a coach for the Major League club. As a community outreach executive, part of his role is making public appearances on behalf of the team.

As an outfielder, the two-time All-Star, had an 18-year Major League career, playing for the Cardinals (1970-74), Astros (1975-87) and Yankees (1988). Nicknamed "Cheo", Jose is an Astros icon, and held franchise records in games, at-bats, hits, total bases and triples at the time of his retirement after the 1988 season. His 80 career triples remain the franchise record.

Jose holds the distinction of being involved with all nine of the Astros postseason appearances, three as a player (1980, '81 and '86) and six as a coach (1997-99, '01, '04-05). He was the Astro Team MVP four times and hit .300 six times in his career while stealing 317 bases.

Jose's uniform No. 25 was retired by the Astros on Oct. 3, 1992, along with former teammate Mike Scott's No. 33. They were the third and fourth numbers retired by the team. In 1999, Jose was selected by a panel of experts as one of the three outfielders on the franchise's All-Astrodome team. In 2003, he was inducted into the Texas Baseball hall of Fame.

Jose and his wife, Zoraida, make their home in Houston and have four children: Jose Javier, Jose Cheito, Shakira and Jose Enrique. His son, Jose Jr., was the first-round selection (third player overall) of the Seattle Mariners in the 1995 June free agent draft. Jose Jr. graduated from Bellaire (TX) High School and attended Rice University. He led Bellaire to the number one national ranking by USA Today and was a finalist for the Golden Spikes Award while at Rice.



LARRY DIERKER

SPECIAL ASSISTANT TO THE PRESIDENT

On May 19, 2002, the Astros retired the No. 49 of franchise icon Larry Dierker. In 50 years of service to the organization, Larry has served as an outstanding pitcher, front office member, broadcaster and successful on-field manager. He now enters his first full season in his new role of Special Assistant to the President. In addition to serving in an advisory role to President Reid Ryan, Dierker will also serve as a goodwill ambassador, handle speaking engagements and interact with fans during games at Minute Maid Park. Dierker writes for the Astros Gameday Magazine and is featured on every Astros radio broadcast in 'The Minute Maid Minute'.

In 13 seasons on the mound with Houston from 1964-77, Larry won 137 games, which is third in team history. He owns the franchise records for innings pitched, starts, complete games and shutouts. A two-time All-Star, Larry pitched the fifth no-hitter in franchise history on July 9, 1976.

After one season in the front office and 18 as a broadcaster, Larry became only the sixth manager in Major League history to win a division crown in his first season. In five seasons as the club's skipper from 1997-2001, he won four division titles ('97, '98, '99, '01). His 1998 team won a franchise-record 102 games, earning Larry NL Manager of the Year honors. His .553 (448-362) career winning percentage as a manager is tops in franchise history.

Larry and his wife Judy reside in Houston.

ASTROS FRONT OFFICE



JIMMY WYNN

COMMUNITY OUTREACH EXECUTIVE

Jimmy Wynn spent the first 11 seasons of his 15-year Major League career with the Houston franchise from 1963-73, the first two as a member of the Colt .45's. In his current role as a community outreach executive, Jimmy is an active member of the Houston community, working closely with the Astros Community Relations Department and The Astros Foundation.

On June 24, 2011, the Astros and Minute Maid officially dedicated the Jimmy Wynn Training Center, a new, state-of-the-art baseball facility located at the Astros Urban Youth Academy in North Houston. The \$500,000 indoor facility measures 4,431 square feet and includes batting cages, pitching mounds, locker rooms and showers. The facility, which was funded by Minute Maid's Grand Slam For Youth Baseball program and The Astros Foundation, is available for youngsters of all ages at no cost to their families.

As a player, despite his small frame (5'9"), Jimmy boasted enormous power and a strong throwing arm, earning him the nickname "The Toy Cannon." He ranks among the top 10 in almost every significant Astros career hitting category and led the franchise in hits (1,291), home runs (223), and RBI (719) when he left the club after the 1973 season.

In 1967, the slugging center fielder finished second in the National League in home runs (37) while posting 107 RBI. He also became the first Astro to hit three home runs in a game. As a member of the 1974 Dodgers, Jimmy smashed 32 home runs with 108 RBI, finishing in fifth place for the National League Most Valuable Player Award. He also homered for LA in the 1974 World Series vs. Oakland. Jimmy was a two-time All-Star, making the NL squad in both 1967 and 1974.

Jimmy's No. 24 was officially retired by the Astros on June 25, 2005. He and his wife, Marie, reside in Rosharon, TX.

COACHING STAFF



ASTROS COACHING STAFF



BO PORTER

16

Full Name: Marquis Donnell (Bo) Porter **MANAGER**

Opening Day Age: 41

Bats/Throws: Right/Right

Born: 7/5/72 in Newark, NJ

Resides: Houston, TX

Major League Coaching Career: Third Base Coach, Florida Marlins (2007-09); Third Base & Bench Coach, Arizona Diamondbacks (2010); Third Base Coach, Washington

Nationals (2011-12); Manager, Houston Astros (2013-present).

At 41 years of age, second-year Astros manager Bo Porter remains the youngest skipper in the Major Leagues. Porter was named the 17th manager in franchise history on Sept. 27, 2012.

In 2013, Porter's first year as a ML manager, the Astros had the youngest roster in the Major Leagues for most of the season. Throughout the season, he faced the challenges of guiding a young club while maintaining a positive, enthusiastic managerial approach.

Porter, a Houston resident, has 19 years of combined experience as a player, coach and manager in the minor leagues and Major Leagues. Prior to taking over as Astros manager, he spent two seasons (2011-12) as third base coach for the Washington Nationals, who were NL East Champions in 2012 after posting the best record in the Majors (98-64).

Prior to his stint with the Nationals, Porter began the 2010 season as third base coach for the Arizona Diamondbacks before being promoted to bench coach on July 1 of that season when Kirk Gibson was named manager.

Before joining the D-backs, Porter served as the Marlins third base coach and outfield/baserunning



PORTER AS A PLAYER

Year	Team	AVG	G	AB	R	H	2B	3B	HR	RBI	BB	SO	SB	CS	OBP	SLG	SF	SH	HB
1994	Peoria (A)	.271	66	221	40	60	11	2	6	29	27	59	6	5	.350	.421	4	6	2
1995	Daytona (A)	.217	113	336	54	73	12	2	3	19	32	104	22	10	.287	.292	3	4	2
1996	Rockford (A)	.241	105	378	83	91	22	3	7	44	72	107	30	14	.360	.370	4	3	1
	Daytona (A)	.175	20	63	9	11	4	1	0	6	6	24	5	1	.239	.270	2	0	0
1997	Daytona (A)	.307	122	440	87	135	20	6	17	65	61	115	23	13	.393	.495	3	1	3
	Orlando (AA)	.258	8	31	4	8	1	0	1	3	0	11	0	1	.281	.387	0	0	1
1998	West Tenn (AA)	.289	125	464	91	134	26	11	10	68	82	117	50	17	.399	.457	5	3	6
	Iowa (AAA)	.364	4	11	2	4	1	0	0	3	4	4	1	2	.533	.455	0	0	0
1999	Iowa (AAA)	.292	111	414	86	121	24	2	27	64	65	121	15	17	.396	.556	3	1	8
	CHICAGO (NL)	.192	24	26	2	5	1	0	0	2	13	0	0	0	.250	.231	0	1	0
2000	Sacramento (AAA)	.272	129	481	94	131	21	3	14	64	88	117	39	10	.386	.416	6	4	5
	OAKLAND	.154	17	13	3	2	0	0	1	2	2	5	0	0	.267	.385	0	0	0
2001	Oklahoma (AAA)	.246	58	224	40	55	9	2	13	40	26	60	10	4	.329	.478	2	4	3
	TEXAS	.230	48	87	18	20	4	2	1	6	9	34	3	2	.296	.356	2	0	0
2002	Greenville (AA)	.500	2	8	2	4	1	1	1	7	2	0	0	1	.600	1.250	0	0	0
	Richmond (AAA)	.296	108	392	55	116	26	2	8	52	50	113	18	9	.374	.434	5	5	2
	Col. Springs (AAA)	.170	14	47	5	8	2	0	1	7	3	16	3	1	.235	.277	0	0	1
2003	Richmond (AAA)	.240	79	267	34	64	13	5	5	31	26	78	14	4	.309	.382	3	2	2
MINOR LEAGUE TOTALS		.269	1064	3777	686	1015	193	40	113	502	544	1046	236	109	.363	.431	40	33	36
MAJOR LEAGUE TOTALS		.214	89	126	23	27	5	2	2	8	13	52	3	2	.284	.333	2	1	0

DIVISION SERIES RECORD

Year	Club, Opp	AVG	G	AB	R	H	2B	3B	HR	RBI	BB	SO	SB	CS	OBP	SLG	SF	SH	HB
2000	OAK/NYY	1.000	2	1	0	1	0	0	0	1	0	0	0	0	1.000	1.000	0	0	0

ASTROS COACHING STAFF

instructor for three seasons from 2007-09.

Porter's first stint as a manager was in 2006 when he skippered the Marlins' Jamestown club of the New York-Penn League to a 33-39 record. His coaching debut came in 2005 when he served as hitting coach for Class A Greensboro of the South Atlantic League.

During his professional playing career, Porter played in parts of three seasons in the Major Leagues as an outfielder for the Cubs (1999), A's (2000) and Rangers (2001), appearing in a total of 89 games. He appeared in two playoff games for Oakland during the 2000 season, during which he recorded a hit off the Yankees Dwight Gooden.

Porter collected his first ML hit on Sept. 7, 1999 (single), vs. the Reds at Wrigley Field and hit his first ML home run on Sept. 15, 2000, at TB off RHP Tony Fiore.

Porter was originally selected by the Cubs in the 1993 June draft and would go on to hit 113 home runs with 503 RBI and 236 stolen bases in 10 minor league seasons.

Porter was an outstanding athlete while at Weequahic High School in New Jersey, reaching All-State status in baseball, football and basketball.

He attended the University of Iowa, where he starred in baseball and football under legendary coach Hayden Fry, earning All-Big 10 honors in both sports and MVP honors on the football team his senior year in 1994. Porter earned his bachelor's degree in communications studies.

The Newark, NJ, native was honored on Dec. 13, 2012, which was proclaimed "Essex County Bo Porter Day," during which he was presented with the Key to Essex County, the County's highest honor.

Bo also regularly participates in motivational speaking engagements and corporate leadership training seminars.

In July of 2012, Bo and his wife, Stacey, established the Bo Porter SELF Foundation (Sports, Education, Life Skills, Faith) in Houston, which provides and supports programs that are dedicated to improving and impacting the lives of others through sports, education, life skills and faith. An emphasis on youth, fitness, education, social well-being and spiritual enrichment are important building blocks for the Foundation's mission of maturing the whole person athletically, academically, socially and spiritually. On November 14, 2013, Bo and Stacey hosted "A Legacy Lasts Forever", a charity dinner in Houston honoring Fry while benefitting the foundation. In addition to several current and former Astros players, guests at the event included Andre Dawson, Gary Sheffield and Charlie Ward. In January, the foundation also hosted a charity golf tournament.

Bo and Stacey reside in Houston with their son, Bryce.



PORTER AS A MANAGER

YEAR	CLUB	LEAGUE	WON	LOST	PCT.
2006	Jamestown (A)	NY-Penn League	33	39	.458
2013	HOUSTON ASTROS	American League	51	111	.314
MAJOR LEAGUE TOTALS			51	111	.314

ASTROS COACHING STAFF



DAVE TREMBLEY 47

Full Name: David Michael Trembley

Opening Day Age: 62

Born: 10/31/51 in Carthage, NY

Resides: Daytona Beach Shores, FL

Major League Coaching Career: Manager, Baltimore Orioles (2006-10); Third Base Coach, Houston Astros (2013); Bench Coach, Houston Astros (2014-present).

**BENCH
COACH**

Veteran coach Dave Trembley will take over as Astros bench coach in 2014, in what will be his second season with the club. In 2013, he served as third base coach after being hired on Oct. 19, 2012.

Trembley, 62, is entering his 30th season in professional baseball, which includes 20 seasons as a minor league manager. Prior to joining the Astros, he was the minor league coordinator for the Atlanta Braves from 2011-12. From 2007-10, Trembley served as the manager of the Baltimore Orioles.

During his career as a minor league manager, Trembley won two league titles and earned his respective league's Manager of the Year honor three times (1987, 1995, 1999). He was named the Minor League Manager of the Year in 1987 by *Baseball America* in what was his first season as a manager in pro baseball. In December 2001, *Baseball America* selected him as one of minor league baseball's top five managers of the previous 20 years.

His illustrious minor league managing career has included stints with the Pirates, Padres, Cubs and Orioles organizations. He also has experience working in the front office, having served as the director of day-to-day operations for the Pirates minor league complex and spring training facility for one season (1990).

Trembley managed current Astros manager Bo Porter at three different levels in the Cubs organization (1995-98), and also served as a coach in the inaugural Futures Game in 1999. In 2003, he received Baltimore's Cal Ripken Sr. Player Development Award. He was inducted into the Lancaster JetHawks Baseball Hall of Fame in 2008, the Antelope Valley College Sports Hall of Fame in 2009, and the Florida State League Hall of Fame in 2012.

Trembley has a bachelor's degree in physical education and a master's degree in education, both from the State University of New York at Brockport. He also did graduate work in sports psychology at Penn State University.

Trembley resides in Daytona Beach Shores, FL, with his wife Patti and son Kevin.



ASTROS COACHING STAFF



JOHN MALLEE

11

HITTING COACH

Full Name: John Daniel Mallee

Opening Day Age: 44

Bats/Throws: Right/Right

Born: 5/5/69 in Chicago, IL

Resides: Schereville, IN

Major League Coaching Career: Hitting Coach, Florida Marlins (2010-11); Hitting Coach, Houston Astros (2013-present)

COACHING
STAFF

The 2014 season will be John Mallee's second as Astros hitting coach after being named to the position on Oct. 19, 2012.

In Mallee's first season as hitting coach, the young Astros squad saw improvements in virtually every offensive category, including runs, home runs, slugging and OPS.

Mallee, 44, has 18 seasons of experience in professional baseball, primarily as a hitting coach in both the Major Leagues and minor leagues. His first stint as a Major League hitting coach was for the Florida Marlins between 2010-11. Prior to being named the Marlins big league hitting coach, Mallee spent eight-plus seasons as the organization's minor league hitting coordinator. While in that position, Mallee worked with Astros manager Bo Porter, who was also a coach and manager in the Marlins farm system at the time (2005-06).

Before joining the Marlins, Mallee served as the hitting coach in 2001 with Ottawa (AAA) in the Montreal organization. Prior to that, Mallee served for five seasons as a hitting coach in the Milwaukee Brewers organization (1996-2000). He coached with Beloit (A) from 1996-1997 and with Stockton (A) in 1998 before returning to Beloit in 1999. He was promoted to Huntsville (AA) in 2000.

Mallee spent two seasons in the Philadelphia Phillies farm system as a player after being selected as a shortstop in the 12th round of the 1991 June draft, playing at Martinsville (R) in 1991 and Spartanburg (A) in 1992.

Mallee attended Chicago State University and the University of Illinois, majoring in Kinesiology. Mallee and his wife, Candy, have two sons, J.D. (15) and Austin (9).



MALLEE AS A PLAYER

Year	Team	AVG	G	AB	R	H	2B	3B	HR	RBI	BB	SO	SB	CS	OBP	SLG	SF	SH	HB
1991	Martinsville (R)	.237	39	135	15	32	8	0	14	19	25	5	0		.340	.296	0	1	2
1992	Spartanburg (A)	.188	76	192	34	36	2	3	0	14	26	49	3	4	.294	.229	0	4	3
MINOR LEAGUE TOTALS		.208	115	327	49	68	10	3	0	28	45	74	8	4	.313	.257	0	5	5

ASTROS COACHING STAFF



BRENT STROM

53

Full Name: Brent Terry Strom

Opening Day Age: 65

Bats/Throws: Right/Left

Born: 10/14/48, San Diego, CA

Resides: Tucson, AZ

Major League Coaching Career: Pitching Coach, Kansas City Royals (2000-01); Pitching Coach, Houston Astros (1996, 2014-present).

PITCHING COACH

Brent Strom returns to the Astros organization in 2014 as the Major League pitching coach in what will be his third ML stint as a pitching coach. He was originally the Astros pitching coach in 1996, and then later joined the Royals ML staff as pitching coach for two seasons (2000-01).

Strom, who has close to 35 years of coaching experience, spent the last six seasons (2008-13) with the St. Louis Cardinals organization, serving as the their minor league pitching coordinator (2012-13) and minor league pitching instructor (2008-11). While with the Cardinals, he had success working with several of the talented young pitchers that helped lead St. Louis to the 2013 NL Pennant and the 2011 World Series title.

Strom began his coaching career in Houston's organization in 1989, serving as a minor league pitching instructor for seven seasons (1989-95) before being elevated to the Major League pitching coach position in 1996. He also has spent time as a minor league coach with the Los Angeles Dodgers (1981-86) and as a pitching coordinator with the San Diego (1997) and Montreal/Washington organizations (1998-99, 2002-06).

His coaching career followed a professional pitching career that spanned from 1970-81, which included parts of five Major League seasons with New York-NL (1972), Cleveland (1973) and San Diego (1975-77). He pitched two minor league seasons in the Astros system (1979-80).

Strom made his ML debut on July 31, 1972, while with the Mets, and later earned his first ML win with a 3-1, complete game victory while with Cleveland on April 9, 1973 vs. the Yankees at Yankee Stadium. His best two ML seasons came while with the Padres in 1975-76, going 8-8 with a 2.54 ERA and 12-16 with a 3.29 ERA in 210.2 innings, respectively.

Prior to playing professionally, Strom attended the University of Southern California, helping to lead the Trojans baseball team to two NCAA championships. In 1970, he was a First Team All-American alongside former Major League All-Star Burt Hooton. His professional career began after he was drafted third overall in the secondary phase of the 1970 draft by the New York Mets. The secondary phase was designated for players who had been drafted and had not signed. Strom holds the distinction of being just the second person ever to have Tommy John surgery.

Brent and his wife, Carrie, reside in Tucson, AZ. Carrie was crowned Mrs. America in 1979, representing New Jersey. The couple have three English bulldogs.

STROM AS A PLAYER

Year	Team	W	L	ERA	G	GS	CG	SHO	SV	IP	H	R	ER	HR	HB	BB	SO	WP	BK	AVG
1970	Visalia (A)	4	5	3.75	10	10	3	1	0	72.0	65	32	30	6	1	22	79	4	2	-
1971	Memphis (AA)	7	3	3.06	15	15	6	1	0	106.0	100	43	36	5	0	35	87	3	0	-
	Tidewater (AAA)	6	2	2.55	11	11	4	2	0	74.0	65	24	21	3	0	22	60	3	0	-
1972	Tidewater (AAA)	6	7	3.30	21	21	5	2	0	142.0	135	61	52	10	1	47	101	6	0	-
	NEW YORK (NL)	0	3	6.82	11	5	0	0	0	30.1	34	25	23	7	0	15	20	1	1	.296
1973	CLEVELAND	2	10	4.61	27	18	2	0	0	123.0	134	73	63	18	3	47	91	13	0	.278
1974	Oklahoma City (AAA)	3	4	5.22	9	9	2	0	0	50.0	48	33	29	8	1	22	39	4	0	-
	Hawaii (AAA)	3	7	6.88	13	13	1	0	0	68.0	75	54	52	18	1	32	60	5	0	-
1975	Hawaii (AAA)	8	3	1.50	12	12	8	1	0	90.0	70	22	15	7	1	22	85	7	0	-
	SAN DIEGO	8	8	2.54	18	16	6	2	0	120.1	103	42	34	6	2	33	56	5	2	.233
1976	SAN DIEGO	12	16	3.29	36	33	8	1	0	210.2	188	100	77	15	2	73	103	13	2	.239
1977	SAN DIEGO	0	2	12.42	8	3	0	0	0	16.2	23	25	23	5	0	12	8	0	1	.329
	Hawaii (AAA)	1	1	3.97	6	6	1	0	0	34.0	29	18	15	15	0	23	20	1	0	-
1978										---did not play---										
1979	Daytona Beach (A)	4	4	4.17	10	8	2	0	0	54.0	71	32	25	4	1	18	32	7	1	-
	Columbus (AA)	3	3	3.64	7	7	4	1	0	47.0	39	22	19	7	0	19	24	3	0	-
	Charleston (AAA)	3	0	3.00	6	5	1	0	0	36.0	36	12	12	4	0	9	7	2	1	-
1980	Tucson (AAA)	11	6	4.37	24	22	4	2	0	136.0	157	76	66	8	2	59	57	2	0	-
1981	Albuquerque (AAA)	2	0	8.53	7	2	0	0	0	19.0	32	20	18	4	0	6	3	0	0	-
	MINOR LEAGUE TOTALS	61	45	3.78	151	141	41	10	0	928.0	922	449	390	89	8	336	654	47	4	-
	MAJOR LEAGUE TOTALS	22	39	3.95	100	75	16	3	0	501.0	482	265	220	51	7	180	278	32	6	.254

ASTROS COACHING STAFF



TARRIK BROCK

10

Full Name: Tarrik Jumaan Brock

Opening Day Age: 40

Bats/Throws: Left/Left

Born: 12/25/73, Goleta, CA

Resides: Woodland Hills, CA

Major League Coaching Career: Interim First Base Coach, Florida Marlins (2010); First Base Coach, Houston Astros (2014-present).

FIRST BASE COACH

COACHING STAFF

Tarrik Brock joins the Astros staff as first base coach in 2014. He will also handle baserunning instruction this season for the Astros.

Brock, 40, comes to the Astros from the Marlins, where he spent the last seven seasons as the club's minor league outfield and baserunning coordinator. Brock spent part of the 2010 season as the Florida Marlins interim first base coach, and worked with Astros manager Bo Porter in the Marlins organization for four seasons from 2006-09.

After a 13-year professional playing career, Brock began his coaching career in 2006 as a hitting coach for Rookie Level Ogden. The former outfielder played in the majors with the Cubs in 2000 after making the club out of Spring Training. He made his ML debut on March 29, 2000, in the Cubs' historic Opening Day game against the New York Mets in the Tokyo Dome in Japan, and singled in his first ML at-bat off Rich Rodriguez.

Over his career, Brock had minor league stints with the Tigers (1991-96), Mariners (1997-98), Rockies (1999), Cubs (1999-2000) and Dodgers (2002-03) organizations. He was drafted by Detroit in the second round of the June 1991 draft out of Hawthorne High School in California.

Brock and his wife, Kanika, have two sons, Tarrik Jr. and Christopher, and reside in Woodland Hills, CA. Tarrik was born on Christmas Day, 1973.

BROCK AS A PLAYER

Year	Team	AVG	G	AB	R	H	2B	3B	HR	RBI	BB	SO	SB	CS	OBP	SLG	SF	SH	HB
1991	Bristol (R)	.266	55	177	26	47	7	3	1	13	22	42	14	6	.355	.356	1	1	3
1992	Fayetteville (A)	.218	100	271	35	59	5	4	0	17	31	69	15	10	.306	.266	1	5	4
1993	Fayetteville (A)	.215	116	427	60	92	8	4	3	47	54	108	25	16	.308	.274	4	5	5
1994	Lakeland (A)	.233	86	331	43	77	17	14	2	32	38	89	15	6	.314	.387	2	2	2
	Trenton (AA)	.139	34	115	12	16	1	4	2	11	13	43	3	3	.238	.270	0	1	2
1995	Visalia (A)	.225	45	138	21	31	5	2	1	15	17	52	11	1	.327	.312	0	2	4
	Lakeland (A)	.209	28	91	12	19	3	0	0	5	12	32	5	3	.301	.242	0	1	0
	Jacksonville (AA)	.115	9	26	4	3	0	0	0	2	3	14	2	0	.233	.115	0	1	1
	Toledo (AAA)	.194	9	31	4	6	1	0	0	0	2	17	2	2	.242	.226	0	0	0
1996	Fayetteville (A)	.294	32	119	21	35	5	2	1	11	14	31	4	5	.384	.395	1	0	4
	Lakeland (A)	.278	53	212	42	59	11	4	5	27	17	61	9	2	.342	.439	3	0	5
	Jacksonville (AA)	.127	37	102	14	13	2	0	0	6	10	36	3	3	.212	.147	0	0	1
1997	Lancaster (A)	.269	132	402	88	108	21	12	7	47	78	106	40	8	.395	.433	0	6	6
1998	Orlando (AA)	.277	111	372	76	103	28	7	15	65	59	110	17	9	.380	.511	5	1	6
	Tacoma (AAA)	.245	24	94	14	23	2	3	1	14	9	28	5	0	.308	.362	1	1	0
1999	Carolina (AA)	.248	66	218	40	54	10	1	7	23	39	67	7	4	.363	.399	1	1	1
	West Tenn (AA)	.217	54	189	29	41	10	4	1	9	33	60	9	4	.332	.328	1	1	0
2000	CHICAGO	.167	13	12	1	2	0	0	0	0	4	4	1	1	.375	.167	0	0	0
	Iowa (AAA)	.263	104	388	60	102	19	5	12	47	43	109	15	7	.337	.430	1	2	1
2001																			
2002	Jacksonville (AA)	.265	111	325	59	86	16	2	9	47	72	93	8	8	.401	.409	3	1	4
2003	Jacksonville (AA)	.272	98	305	52	83	23	6	11	57	56	96	4	7	.386	.495	2	0	2
	Las Vegas (AAA)	.125	15	32	2	4	0	0	0	0	6	10	0	0	.263	.125	0	0	0
MINOR LEAGUE TOTALS		.245	1393	4624	774	1135	210	81	82	532	670	1358	239	105	.346	.379	28	31	54
MAJOR LEAGUE TOTALS		.167	13	12	1	2	0	0	0	0	4	4	1	1	.375	.167	0	0	0

ASTROS COACHING STAFF



Astros (2014-present).

PAT LISTACH

4

Full Name: Patrick Alan Listach

Opening Day Age: 46

Bats/Throws: Switch/Right

Born: 9/12/67, Natchitoches, Louisiana

Resides: Spring, TX

Major League Coaching Career: Third Base Coach, Washington Nationals (2009-10); Bench Coach, Chicago Cubs (2011); Third Base Coach, Chicago Cubs (2012); Third Base Coach, Houston

THIRD BASE COACH

Pat Listach will coach third base for the Astros in 2014 in what will be his first season with the organization as a coach. He played the final season (1997) of his Major League career with the Astros.

Listach, 46, has over 20 years of experience in professional baseball as a player, Major League and minor league coach, and minor league manager and coordinator.

In the Major Leagues, he most recently spent two seasons on the Chicago Cubs coaching staff as bench coach (2011) and third base coach (2012). Prior to that, he was the Washington Nationals third base coach for two seasons (2009-10).

Prior to joining the Astros, he spent the 2013 season as the Los Angeles Dodgers minor league infield coordinator.

Listach began his coaching career as a hitting coach in the Cubs system, starting at Class A Lansing in 2000 before a five-year stint at Triple A Iowa (2001-05). He also has four seasons of experience as a minor league manager at Iowa (2002 & 2008) and at Double A West Tenn (2006) and Double A Tennessee (2007). Listach was named Pacific Coast League Manager of the Year in 2008.

Listach, a switch-hitter, played six seasons in the Major Leagues (1992-97), primarily as a shortstop after being selected by Milwaukee in the fifth round of the 1988 June draft. In 1992, he was named the AL Rookie of the Year after hitting .290 in 149 games as the Brewers starting shortstop with 54 stolen bases (2nd in the AL). He collected his first ML hit in his first start on April 12, 1992 (single) off LHP Mark Langston.

Listach and his wife, Carolyn, reside in Spring, TX. They have six children.

LISTACH AS A PLAYER

Year	Team	AVG	G	AB	R	H	2B	3B	HR	RBI	BB	SO	SB	CS	OBP	SLG	SF	SH	HR
1988	Beloit (A)	.240	53	200	40	48	5	1	1	18	18	20	20	9	.319	.290	2	4	6
1989	Stockton (A)	.229	132	480	73	110	11	4	2	34	58	106	37	19	.317	.281	1	7	4
1990	Stockton (A)	.272	139	503	116	137	21	6	2	39	105	122	78	28	.403	.350	1	3	6
1991	El Paso (AA)	.253	49	186	40	47	5	2	0	13	25	56	14	2	.356	.301	0	2	5
	Denver (AAA)	.252	89	286	51	72	10	4	1	31	45	66	23	8	.349	.325	4	3	0
1992	MILWAUKEE	.290	149	579	93	168	19	6	1	47	55	124	54	18	.352	.349	2	12	1
1993	MILWAUKEE	.244	98	356	50	87	15	1	3	30	37	70	18	9	.319	.317	2	5	3
	Beloit (A)	.250	4	12	2	3	0	0	0	1	1	2	2	0	.357	.250	0	0	1
1994	MILWAUKEE	.296	16	54	8	16	3	0	0	2	3	8	2	1	.333	.352	0	0	0
	New Orleans (AAA)	.400	2	5	1	2	0	0	0	0	0	0	0	0	.400	.400	0	0	0
1995	MILWAUKEE	.219	101	334	35	73	8	2	0	25	25	61	13	3	.276	.254	1	7	2
1996	MILWAUKEE	.240	87	317	51	76	16	2	1	33	36	51	25	5	.317	.312	2	6	1
	Beloit (A)	.400	1	5	2	2	0	0	0	0	0	1	0	0	.400	.400	0	0	0
1997	HOUSTON	.182	52	132	13	24	2	2	0	6	11	24	4	2	.247	.227	2	5	1
	Buffalo (AA)	.260	25	73	3	19	1	1	0	2	12	10	6	3	.375	.301	1	0	2
1998	Buffalo (AA)	.216	33	102	23	22	3	2	0	11	9	22	3	1	.292	.284	0	0	2
	Scranton/WB (AAA)	.221	55	204	27	45	5	2	1	12	23	47	14	4	.306	.279	0	4	2
MINOR LEAGUE TOTALS		.247	582	2056	378	507	61	22	7	161	296	452	197	74	.348	.308	9	23	28
MAJOR LEAGUE TOTALS		.251	503	1772	250	444	63	13	5	143	167	338	116	38	.316	.309	9	35	8

ASTROS COACHING STAFF



CRAIG BJORNSON 52

BULLPEN COACH

Full Name: Craig Michael Bjornson

Opening Day Age: 45

Bats/Throws: Left/Left

Born: 2/14/69 in Tucson, Arizona

Resides: Tucson, Arizona

Major League Coaching Career: Bullpen Coach, Houston Astros (2012, 2014-present).

COACHING STAFF

Craig Bjornson returns as the Astros Major League bullpen coach in 2014 after serving as the organization's roving pitching instructor in 2013. His first stint as bullpen coach was in 2012.

Bjornson has working experience with several pitchers on the Astros current staff as a result of his role as a roving instructor last season.

Bjornson, a former pitcher in the Astros minor league system, has 15 years of experience in professional baseball, mostly as a pitching coach. Prior to joining the Astros organization, he served as pitching coach for the Rookie Level Casper Ghosts of the Rockies organization for the three seasons (2009-11).

The 44-year-old Bjornson, who is fluent in Spanish, has also worked as pitching coach for the Vermont Expos (1999, 2003 and 2005), Spokane Indians (2002), Brevard County Manatees (2004) and the Ogden Raptors (2006-2008).

He also spent four seasons as pitching coach for the Occidente Pastora de los Llanos of the Venezuelan Winter League (2000-03).

Bjornson, a southpaw, was signed by the Astros as a non-drafted free agent in 1991 after pitching at Nicholls State University in Louisiana. He would pitch three seasons in the Astros farm system from 1991-93, posting an overall mark of 9-18 with a 3.82 ERA in 81 appearances (27 starts) with a complete game and three saves. He pitched at Quad Cities in his final season (1993).

Bjornson and his wife, Lesley, reside in Tucson, AZ.

BJORNSON AS A PLAYER

Year	Team	W	L	ERA	G	GS	CG	SHO	SV	IP	H	R	ER	HR	HB	BB	SO	WP	BK	AVG
1991	GCL Astros (R)	2	0	0.00	4	3	0	0	0	25.0	12	0	0	0	1	6	24	0	2	-
	Burlington (A)	1	2	5.15	6	6	0	0	0	36.2	43	25	21	5	0	19	22	1	2	-
	Asheville (A)	0	2	6.19	5	1	0	0	0	16.0	17	12	11	2	2	6	11	3	0	-
1992	Auburn (A)	2	0	1.93	5	1	0	0	0	23.1	17	7	5	1	0	10	15	3	0	-
	Asheville (A)	4	8	3.70	22	16	1	0	0	104.2	122	62	43	5	2	28	53	6	6	-
1993	Quad Cities (A)	0	6	5.08	39	0	0	0	3	51.1	63	34	29	4	2	18	37	5	2	-
MINOR LEAGUE TOTALS		9	18	3.82	81	27	1	0	3	257.0	274	140	109	17	7	87	162	18	12	-

ASTROS COACHING STAFF



RALPH DICKENSON 51

Full Name: Ralph D. Dickenson

Opening Day Age: 66

Bats/Throws: Right/Right

Born: 3/22/48, Nanaimo, British Columbia, CA

Resides: Tempe, AZ

Major League Coaching Career: Assistant Hitting Coach, Houston Astros (2014-present).

**ASSISTANT
HITTING COACH**

Ralph Dickenson joins the ML staff as assistant hitting coach after serving as the organization's minor league hitting coordinator in 2013.

Dickenson has been an instructor at the professional or collegiate level for 36 seasons, serving as a manager, hitting instructor, field coordinator and hitting coach during his career.

Prior to joining the Astros, he spent three seasons (2010-12) as a hitting coach in the Toronto Blue Jays system at Double A New Hampshire (2010) and Class A Dunedin (2011-12).

Overall in his career, Dickenson has spent 20 seasons as a minor league hitting coordinator or instructor, with stints in the Brewers, Dodgers, Rangers, Yankees and Nationals organizations.

He had success in his first professional stint as a manager for Class A San Bernardino (SEA), posting a 157-127 record in two seasons (1988-89) competing in the California League. Dickenson also managed the Rookie Level Arizona League Brewers for three seasons (1993-95).

Dickenson was originally drafted by San Francisco in the 30th round of the 1968 draft, but did not sign. He signed with Minnesota after being selected in the supplemental first round of the 1969 draft. He ended up as a two-way player throughout his six-year minor league career, seeing duty as an outfielder (368 games) and as a pitcher (134 app., 20 starts).

Dickenson played college baseball at both Mesa Community College in Colorado, and at Arizona State University, where he was a member of the Sun Devils' 1969 NCAA Championship team. Following his playing career, Dickenson held collegiate managerial positions at Western Washington University, Washington State University and the University of New Mexico.

Ralph and his wife, Patricia, reside in Tempe, AZ. They have one daughter, Elizabeth, and three sons, Rich, David and Scott.

DICKENSON AS A PLAYER

Year	Team	AVG	G	AB	R	H	2B	3B	HR	RBI	BB	SO	SB	CS	OBP	SLG	SF	SH	HB
1969	Red Springs (A)	.192	50	151	7	29	7	0	0	9	13	53	0	0	.257	.238	2	2	1
1970	St. Cloud (A)	.286	68	266	38	76	18	0	6	53	26	45	8	3	.356	.421	2	2	4
	Wisconsin Rapids (A)	.140	20	57	5	8	0	0	0	5	4	13	2	3	.197	.140	0	0	0
1971	Auburn (A)	.229	19	48	9	11	0	1	2	7	6	2	0	0	.339	.396	0	0	2
	Orlando (A)	.362	29	58	4	21	1	2	0	10	6	10	1	2	.431	.448	0	1	1
1972	Lynchburg (A)	.280	77	200	23	56	6	2	2	24	22	35	6	0	.357	.360	0	2	2
1973	Lynchburg (A)	.163	46	43	5	7	0	0	1	4	0	10	0	0	.163	.233	0	2	0
1974	Lynchburg (A)	.231	56	39	3	9	2	0	0	4	4	10	0	0	.302	.282	0	3	0
1977	Grays Harbor (A)	1.000	3	1	0	1	0	0	0	0	0	0	0	0	1.000	1.000	0	0	0
MINOR LEAGUE TOTALS		.253	368	863	94	218	34	5	11	116	81	178	17	8	.323	.342	4	12	10

Year	Team	W	L	ERA	G	GS	CG	SHO	SV	IP	H	R	ER	HR	HB	BB	SO	WP	BK	AVG
1970	St. Cloud (A)	1	0	4.50	1	1	0	0	0	8.0	9	7	4	2	0	2	8	1	0	-
1971	Auburn (A)	7	5	4.46	13	13	9	0	0	103.0	114	64	51	8	0	36	66	6	0	-
	Orlando (A)	0	0	6.92	4	1	0	0	0	13.0	16	12	10	0	0	6	13	1	0	-
1972	Lynchburg (A)	3	2	1.72	16	1	1	0	1	47.0	38	15	9	0	3	18	33	2	0	-
1973	Lynchburg (A)	8	8	3.10	41	3	1	0	7	116.0	115	47	40	3	2	38	69	1	0	-
1974	Lynchburg (A)	11	6	2.98	56	1	0	0	4	124.0	142	67	41	3	4	41	63	3	1	-
1977	Grays Harbor (A)	0	1	6.00	3	0	0	0	0	6.0	7	4	4	0	0	3	3	0	0	-
MINOR LEAGUE TOTALS		30	22	3.43	134	20	11	0	12	417.0	441	216	159	16	9	144	255	14	1	-

ASTROS SUPPORT STAFF



NATE LUCERO

HEAD ATHLETIC TRAINER

The 2014 season marks Nate Lucero's 22nd with the Astros organization and his sixth as the head athletic trainer for the Major League club. Prior to his current position, Lucero served the previous two seasons (2007-08) as assistant strength and conditioning coordinator for the Astros Major League club. From 2002-06, he served as the club's minor league strength and conditioning coordinator. Before assuming that role, he spent two seasons as an athletic trainer with Round Rock (2000-01) and earned Texas League Trainer of the Year honors in 2000. Before joining Round Rock, he worked for the GCL Astros (1993-94), Quad Cities (1995-97), Kissimmee (1998), and Jackson (1999).

Lucero is a 1993 graduate of New Mexico State University. He and his wife, Janet, have two daughters, Isabella Feliz (12) and Sophia Rose (9).



REX JONES

ASSISTANT ATHLETIC TRAINER

Rex Jones has spent his entire athletic training career in the Astros organization. He earned his call to the big leagues in 1994 after spending 16 years in the club's minor league system. From 1988-93, he was the organization's director of minor league athletic trainers.

Jones started his career in 1978 with the Class A Daytona Beach club, while working toward a bachelor's degree in physical education from Missouri State University. He was head trainer for the Double A Columbus Astros from 1979-82 before being promoted to the Triple A Tucson Toros in 1983.

Jones earned his master's degree from Central Missouri State. He is a certified member of the National Athletic Trainers Association and is licensed as an athletic trainer in the state of Texas. Additionally, Jones is a member of the Southwest Athletic Trainers Association, and the Greater Houston Athletic Trainers Society. In 2004, he served as a trainer for the National League All-Star team at Minute Maid Park.

He and his wife, Annie, have three children, Megan, Laura and Jeremiah.



JAKE BEITING

STRENGTH AND CONDITIONING COACH

The 2014 season will be Jake Beiting's second as Astros strength and conditioning coach. Throughout the season, Beiting provides Astros players with guidance on weight-training, conditioning and nutrition. This offseason, he conducted a conditioning program for players at Minute Maid Park.

Prior to joining Houston, he had served as the Cleveland Indians minor league strength and conditioning coordinator for five seasons (2008-12).


As coordinator, Beiting worked with players at the Indians Spring Training complex in Goodyear, AZ, which included working with Major League players during the offseason.

He began his career in professional baseball as an intern working in the Cleveland Indians weight room in 2004-05, and later was named strength coach for the Gulf Coast League Indians minor league club in 2007.

Beiting earned a bachelor's degree in physical education from John Carroll University in 2006 and later his master's degree in exercise science from the University of South Florida in 2008.

He and his wife, Maggie, have two young sons, Maxwell and Charlie.

ASTROS SUPPORT STAFF



JAVIER BRACAMONTE

BULLPEN CATCHER

Javier Bracamonte enters his 14th season as the Astros bullpen catcher. He joined the organization in 2001 after five years of giving private baseball lessons. Bracamonte has taken part in three MLB All-Star Games, throwing batting practice during the Home Run Derby competition.

A former shortstop and second baseman, Bracamonte played at the New York Yankees' Venezuelan Academy from 1988-90 and was the third Venezuelan to become a professional baseball player after serving as a bat boy.

Born in Caracas, Venezuela on Nov. 11, 1969, he now resides in Houston, TX, with his daughter, Jaelyn (6), and son, Gustavo (26).




JIM SUMMERS

VIDEO COORDINATOR

Jim Summers is in his 14th season as the video coordinator for the Houston Astros. He previously worked for Home Sports Entertainment as a computer graphics operator and then as part of the traveling television crew for FS Houston covering Astros games.

Summers lives in Houston and attended the University of Houston. He is a disabled veteran who served in the United States Army and has three daughters: Alexys, Peyton, and Elizabeth.



KATSUMI OKA

MASSAGE THERAPIST

Katsumi Oka is in his seventh season as a massage therapist for the Houston Astros. He has spent the last 15 years as the director of the Ichigaya Branch of the Miyagawa Bonesetter's Office in Hyogo, Japan. Before taking over as the director, he spent 10 years with the office as a certified professional massage therapist.

Oka is a graduate of the Meiji School of Oriental Medicine in Osaka, Japan, and is a native of Hyogo, Japan.

ASTROS CLUBHOUSE STAFF



CARL SCHNEIDER

CLUBHOUSE MANAGER

Carl Schneider is in his fourth season as clubhouse manager and his 26th overall with the Astros organization. In 1989, Schneider joined the Astros as a bat boy and also handled clubhouse duties during the baseball season. He joined the home clubhouse staff full-time in 1995. While with the Astros, Schneider has worked six Astros playoff runs, the 2004 MLB All-Star Game and the 2005 World Series. He has also worked the 1998 and 2003 All-Star Games in Colorado and Chicago (AL), respectively.

A Texas native, Schneider currently resides in Houston with his wife, Emilie, and their sons Zachry (13), Max (2) and daughters Amie (8) and Madyson (4).



STEVE PERRY

VISITING CLUBHOUSE MANAGER

The 2014 season will be Steve Perry's 36th year with the Astros organization, and his 26th as visiting clubhouse manager. Over the years, Perry has developed a fine reputation in Major League Baseball for his work. He is a three-time winner of the Pete Sheehy Clubhouse Award (2000, 2008, 2009), which is voted on by his peers with the MLB Clubhouse Manager's Association.

Steve joined the Astros as a bat boy at the start of the 1979 season, but by the All-Star Break was promoted to an assistant in the visiting clubhouse. He was named visiting clubhouse manager in 1989, and has filled that role ever since. During his Astros tenure, Steve has worked four All-Star games and six postseason runs.

Steve is fluent in Spanish, having spent several years of his childhood in South America after his father was relocated there for his job. He and his wife, Jessica, reside in Houston with their daughters, Nicole and Amanda.

Additional Clubhouse Staff



David 'Tweety' Burd
Home Clubhouse
Assistant



Stacy Gallagher
Home Clubhouse
Assistant



Charlie Cabrera
Vis. Clubhouse
Assistant



Corey Gallagher
Vis. Clubhouse
Assistant



Chuck New
Umpires At-
tendant

ON-FIELD/GAME DAY STAFF



DAN BERGSTROM

SR. DIRECTOR,
MAJOR LEAGUE FIELD OPERATIONS

Dan Bergstrom is in his 11th season with the Astros. Despite the challenges of working in a ballpark with a roof and the intense Houston summer heat, Bergstrom and his crew maintain one of the most attractive playing fields in Major League Baseball.

The Texas Turfgrass Association named the playing surface at Minute Maid Park as the "2013 Baseball Field of the Year". The award is given annually to a successful and progressive baseball grounds crew. Minute Maid Park was chosen as the winner based on several criteria, including overall quality of the playing surface and unique challenges overcome by the grounds crew.

During his MLB career, Bergstrom has worked over 800 games, including the 2004 MLB All-Star Game as well as the Astros 2004-05 postseason runs. Bergstrom holds the distinction of working the first World Series game ever played on Texas soil in 2005.

The Astros have also used Bergstrom's expertise outside of Minute Maid Park. He has traveled to Astros facilities in Kissimmee, the Dominican Republic, and some of Houston's minor league affiliates to assist in playing surface renovation. He also played a significant role in the construction of the fields at the Astros Urban Youth Academy.

Bergstrom also volunteers to help build fields for youth organizations, and was instrumental in a successful field renovation project with RBI Austin that originated at the MLB Groundskeepers meetings in Austin in 2011. Additionally, he has served as president of three statewide turfgrass associations in his career, including the Kentucky Turfgrass Council, the Nebraska Sports Turf Managers Association, and the Texas Sports Turf Managers Association.

Bergstrom earned a bachelor's degree in horticulture (turfgrass specialty) from Iowa State University. He and his wife, Krista, reside in Spring, TX, and enjoy fostering rescued dogs in their home.

Game Day Staff



Eddie Gonzalez
Home Dugout
Attendant



Spencer Granger
Press Box
Attendant



David Henry
Media Dining
Attendant



Joe Molina
Press Box
Attendant




Rick Orosco
Home Clubhouse
Security



Dan Perez
Vis. Dugout
Attendant




Cathy Rossi
Ballpark Manager



Bobbie Smith
Press Box
Attendant



Derek Stieber
Visitor Clubhouse
Security



Dick Waheed
Press Box
Attendant



**2014 HOUSTON
ASTROS**



2014 HOUSTON ASTROS



MATT ALBERS

37

Bats/Throws: Left/Right
Born: 1/20/83 in Houston, TX
Opening Day Age: 31

Contract Status: Signed through 2014

Acquired: Signed as a free agent on Dec. 17, 2013.

Height/Weight: 6-1/225
Resides: The Woodlands, TX
ML Service: 6.141

RHP

CAREER HIGHLIGHTS

- Rejoins Houston for his ninth Major League season...has appeared in 356 Major League games with Houston (2006-07), Baltimore (2008-10), Boston (2011-12), Arizona (2012) and Cleveland (2013).
- Has 35 career appearances as an Astro, including 20 starts, and has posted a 4-13 record and a 5.87 ERA (82ER/125.2IP) in those games.
- Owns a 21-16 record and a 4.02 ERA (175ER/391.1IP) in his 333 career Major League relief appearances.
- Has been one of the most effective relievers in the Majors over the past two seasons, going 6-2 in 119 appearances in that span with a 2.77 ERA (38ER/123.1IP) and a .229 opponent's batting average.
- Made the Indians postseason roster in 2013 after making 56 regular season appearances...his ground ball percentage of 81.3% was tops among all AL pitchers in 2013 (min. 50 apps.).
- In his first season with Boston in 2011, fanned a career-high 9.46 batters per 9.0 innings (68 K's/64.2 IP), the second-highest mark among qualifying club relievers (Papelbon, 12.17)...also ranked tied for sixth in the AL with 21 relief outings of more than 1.0 inning.
- Had a career-long stretch of 60 games and 77.0 innings during which he did not allow a home run from June 13, 2010-June 24, 2011.
- Led the Orioles with a career-high 62 appearances in 2010...ranked third among AL relievers with 75.2 innings pitched...also finished among top AL relief qualifiers in winning percentage (4th, .625, 5-3) and ground ball/fly ball ratio (10th, 2.12).
- Made his first career Opening Day roster in 2008, his first season with the Orioles...missed three months of that season due to discomfort in his right shoulder.
- Ranked eighth among National League rookies in innings pitched (110.2) and strikeouts (71) in 31 starts with the Astros in 2007...earned his first Major League victory in his eighth career appearance (sixth start), May 5, 2007 at STL, with a career-high, 7.1 shutout innings.
- Made his Major League debut after being promoted straight from Double A to Houston on July 21, 2006...made that debut in relief on July 25 vs. CIN (0ER/0.1IP)...made his first Big League start on Aug. 3, 2006 at SD, allowing five runs in 5.0 IP to suffer the loss.
- Named Texas League Pitcher of the Year after going 10-2 with a 2.17 ERA (28ER/116IP) in 19 starts for Double A Corpus Christi in 2006...also named a Texas League Midseason and Postseason All-Star and earned one TL Pitcher of the Week Award (Aug. 29)...following the regular season, made six starts for Mesa of the Arizona Fall League...played in the AFL Rising Stars Game and named to the AFL All-Prospect Team.
- Made his first professional All-Star team in 2004 while pitching for Class A Lexington...posted 140 strikeouts in his 111.1 innings pitched that season with the Legends.

★ NOTES

- Grew up in Sugar Land, TX, which is a suburb of Houston, and graduated from Clements High School in 2001...taken in the 23rd round of the June 2001 draft by Houston as a draft and follow candidate.
- Signed by the Astros after his freshman season at San Jacinto Junior College on May 31, 2002...signed by Astros scout Rusty Pendergrass.
- Is one of three current Astros who grew up in the suburbs of Houston, joining RHP Jarred Cosart (League City) and OF Robbie Grossman (Cypress).
- He and RHP Chad Qualls signed with the Astros this offseason, bringing two players who were drafted and developed by Houston back to the organization...the two pitched together for the Astros in the 2006 and 2007 seasons.
- Signed by Houston to a one-year contract for the 2014 season on Dec. 17, 2013...the deal also includes a club option for the 2015 season.

2014 HOUSTON ASTROS

- Posted big strikeouts numbers in his first three professional seasons, during which he fanned over a hitter per inning in each campaign from 2002-04...ranked fifth in the Appalachian League in strikeouts in 2002, first in the New York-Penn League in 2003, tied for fourth in the South Atlantic League in 2004 and tied for fourth in the Carolina League in 2005.
- Was a top prospect in the Astros system per *Baseball America* as he made his way up through the minors... appeared in the club's top 10 entering the 2004 (No. 9), 2005 (No. 6) and 2007 (No. 3) seasons.

2013: Spent the entire season in the Indians bullpen in his first season with Cleveland...recorded 10 games of at least 2.0 innings pitched...his ground ball percentage of 81.3% was tops among all AL pitchers in 2013 (min. 50 apps.)...did not pitch from April 9-26 after being placed on the Family Medical Emergency List and later the Restricted List...allowed runs in just 18 of his 56 appearances...over his last 22 appearances, from Aug. 6 thru the end of the season, his ERA was 1.99 (5ER/22.2IP) and he allowed just a .205 opponent's batting average...from May 30 thru the end of the season, posted a 2.89 ERA (15ER/46.2IP)...posted a 0.82 ERA (1ER/11IP) in 11 outings in September, while allowing just a .139 opponent's batting average...made the Indians postseason roster but did not make an appearance in their one game in the playoffs.

2012: Split the 2012 season between the Boston Red Sox and Arizona, going a combined 3-1 with a 2.39 ERA in a career-high 63 relief appearances (60.1IP, 46H, 16ER, 22BB, 44K, .215AVG)...over his final 11 outings with the D-Backs in September he posted an ERA of 1.80 (2ER/10IP, 9H, 9K)...on the year with Boston and Arizona he limited left-handed batters to a .207 (17x82) average against...his 2.39 ERA was 2.34 points less than his total in 2011 (4.73)...limited opponents to a career-low .215 average (46x214), including a .213 mark (16x75) with the D-Backs...averaged a career-low 3.3 walks per 9.0 IP...allowed 17-of-49 (34.7%) of inherited runners to score...posted a 1.29 ERA (2ER/14IP) in his first 12 games from April 7-May 6.

2011: In his first season with Boston, fanned a career-high 9.46 batters per 9.0 innings (68 K's/64.2 IP), the second-highest mark among qualifying club relievers (Papelbon, 12.17) and 15th best in the AL... entered August with eight holds, a 2.09 ERA (10ER/43IP) and 43 strikeouts in his first 35 appearances of the season...ranked 10th in the AL at that time in ERA among hurlers with at least 40.0 innings...allowed runs in 11 of his 21 subsequent outings from Aug. 1 through the remainder of the season, posting a 9.97 ERA (24ER/21.2IP) in that time, but held opponents scoreless in six of his last nine appearances beginning on Sept. 4...his 13.1 scoreless innings in July marked the most scoreless innings by any Major Leaguer during the month...also posted ERA's under 2.00 in April (1.50) and June (1.93)...tallied a career-high 10-game, 13.1-inning scoreless streak from July 1-28...went eight scoreless outings from June 4-24 (8.1 IP)...struck out two or more batters in six straight outings from July 5-25, his longest career streak as a reliever and matching the longest by any AL reliever in 2011 (also Alfredo Aceves, Aug. 13-27)...ranked tied for sixth in the AL with 21 relief outings of more than 1.0 inning...placed on the 15-day DL on April 6 with a right latissimus strain...activated on April 21...yielded a solo home run to Garrett Jones over 0.2 IP on June 25 vs. PIT...the homer snapped a career-long stretch of 60 games and 77.0 IP without allowing a long ball beginning June 13, 2010...the 77.0 innings had been the longest active homerless streak by an AL reliever.

2010: Led the Orioles with a career-high 62 appearances, all in relief...ranked third among AL relievers with 75.2 innings pitched...also finished among AL relief qualifiers in winning percentage (4th, .625, 5-3) and ground ball/fly ball ratio (10th, 2.12)...tossed more than 1.0 inning on 25 occasions, tops among AL relievers and third in the Majors...his 75.2 innings set a career relief high...all three losses came in his first 10 appearances through April 24, over which he posted a 9.35 ERA (9ER/8.2IP)...compiled a 3.90 ERA (29ER/67IP) throughout the remainder of the season with a 5-0 record, his longest career winning streak... set season-highs with 3.1 innings and four strikeouts (tied) on July 19 vs. TB...also had four K's on July 26 at TOR.

2009: Made 56 relief outings for the Orioles in his first Major League season pitching exclusively out of the bullpen...had four stints at the Major League level, from the start of the season through April 11, April 15-28, May 22-Aug. 17 and Sept. 1 thru the end of the season...owned a 1-3 record with a 3.58 ERA (15ER/37.2IP) in the first half but went 2-3 with a 7.98 ERA (26ER/29.1IP) after the All-Star break...pitched to a 2.12 ERA (7ER/29.2IP) in a 21-game stretch from June 5-July 31.

2008: Pitched to a career-best 3.49 ERA (19ER/49IP) over 28 games (three starts) in his first season with the Orioles...was on a Major League Opening Day roster for the first time...left start on June 25 at CHI after 0.1 innings with discomfort in his right shoulder...placed on 15-day DL on June 26 with right shoulder inflammation and missed remainder of the season...transferred to 60-day Disabled List on Aug. 20... overall, compiled a 2.63 ERA (11 ER/37.2 IP) in relief compared to a 6.35 (8 ER/11.1 IP) mark in three starts.

2007: Entered the season as the Astros No. 3 prospect, per *Baseball America*...set career-highs in starts (18), innings (110.2) and strikeouts (71) in 31 contests over two stints with Houston...began the season at Triple A Round Rock before being called up to Houston on April 17...started seven games for the Astros from April 20-May 23 and was optioned to Round Rock on May 24...was recalled on July 28 and remained in the Majors for the remainder of the season...fanned a season-high 10 batters in a 9.0-inning, complete-game victory at Sacramento on June 3...ranked eighth among NL rookies in innings pitched and strikeouts...

2014 HOUSTON ASTROS

finished sixth in the NL (min. 100 batters faced) with a .184 opponent batting average (23x125) with two outs...earned his first Major League victory in his eighth career appearance (sixth start), May 5 at STL, with a career-high, 7.1 shutout innings...finished the season with nine consecutive starts beginning on Aug. 14...recorded a career-high eight strikeouts over 5.0 innings in his final start of the season on Sept. 28 vs. ATL...traded from Houston to Baltimore with OF Luke Scott, RHP Dennis Sarfate, LHP Troy Patton and minor league 3B Mike Cstanzo in exchange for SS Miguel Tejada on Dec. 12.

2006: Pitched in four games, including two starts, for Houston in his first Major League action...began the season at Double A Corpus Christi and was named Texas League Pitcher of the Year after going 10-2 with a 2.17 ERA (28ER/116IP) in 19 starts...also named a Texas League Midseason and Postseason All-Star and earned one TL Pitcher of the Week Award (Aug. 29)...was promoted straight to Houston on July 21...at the time, was leading the Texas League in wins (10) and ERA (2.17) and ranked third with 95 strikeouts...made his Major League debut on July 25 vs. CIN...entered in the 9th inning and got a fielder's choice out after allowing a double to his first batter faced, Scott Hatteberg...made his first big league start on Aug. 3 at SD, allowing five runs in 5.0 IP to suffer the loss...was optioned to Triple A Round Rock on Aug. 4 and recalled on Sept. 1, but was optioned back to make a playoff start for the Express on Sept. 7...recalled on Sept. 16 and made his second big league start on Sept. 19 vs. CIN...following the season, went 0-1 with a 3.94 ERA (7ER/16IP) in six starts for Mesa of the Arizona Fall League...played in the AFL Rising Stars Game and named to the AFL All-Prospect Team.

MINOR LEAGUES:

2005: Spent most of the season in the starting rotation at Class A Advanced Salem, finishing tied for fourth in the Carolina League with a team-high 146 strikeouts...ranked fourth among qualifying league starters with 8.65 strikeouts per 9.0 innings (138 K's/143.2 IP) in that role...finished 5-1 with a 3.06 ERA (17ER/50IP) over his last eight starts from July 28-Sept. 3, including 8.0 shutout innings in his final start of the season, a Sept. 3 win vs. Lynchburg...struck out a season-high 10 batters twice, May 31 at Frederick and Aug. 18 at Kinston...upon entering the season, was rated the No. 6 prospect in the Houston system by *Baseball America*...**2004:** Led Class A Lexington and ranked ninth in the South Atlantic League with a 3.31 ERA (41ER/111.1IP)...was named a SAL All-Star...struck out 11.32 batters per 9.0 innings (140 K's/111.1 IP)...upon entering the season, was rated the No. 9 prospect in the Houston system by *Baseball America*...**2003:** Led the New York-Penn League with 94 strikeouts and ranked second in the circuit with 86.1 innings pitched for Class A Short-Season Tri-City...**2002:** Made his professional debut with Rookie Level Martinsville after signing on May 31, 2002...made 13 starts, recording 72 strikeouts in his 59.2 innings pitched...led the club and finished fifth in the Appalachian League in strikeouts.

PERSONAL:

Matt and his wife Tara reside in The Woodlands, TX.

MATTHEW JAMES ALBERS

Year	Team	W	L	ERA	G	GS	CG	SHO	SV	IP	H	R	ER	HR	HB	BB	SO	WP	BK	AVG
2002	Martinsville (R)	2	3	5.13	13	13	0	0	0	59.2	61	38	34	2	7	38	72	5	1	.274
2003	Tri-City (A)	5	4	2.92	15	14	0	0	0	86.1	69	37	28	1	5	25	94	4	1	.214
2004	Lexington (A)	8	3	3.31	22	21	0	0	0	111.1	95	51	41	3	6	57	140	11	0	.237
2005	Salem (A)	8	12	4.66	28	27	0	0	0	148.2	161	86	77	15	8	62	146	7	0	.278
2006	Corpus Christi (AA)	10	2	2.17	19	19	0	0	0	116.0	96	40	28	4	12	47	95	9	0	.223
	HOUSTON	0	2	6.00	4	2	0	0	0	15.0	17	10	10	1	0	7	11	0	0	.298
	Round Rock (AAA)	2	1	3.96	4	4	0	0	0	25.0	24	11	11	2	2	10	26	0	0	.253
2007	Round Rock (AAA)	2	3	3.74	9	9	1	0	0	53.0	50	28	22	6	2	22	43	3	0	.256
	HOUSTON	4	11	5.86	31	18	0	0	0	110.2	127	77	72	18	7	50	71	7	0	.291
2008	BALTIMORE	3	3	3.49	28	3	0	0	0	49.0	43	21	19	4	2	22	26	1	0	.240
	Aberdeen (A)#	0	0	0.00	2	0	0	0	0	2.0	1	0	0	0	0	1	4	0	0	.143
2009	BALTIMORE	3	6	5.51	56	0	0	0	0	67.0	80	43	41	3	2	36	49	3	0	.303
	Norfolk (AAA)	1	0	5.68	10	0	0	0	0	12.2	19	11	8	1	0	5	12	2	0	.328
2010	BALTIMORE	5	3	4.52	62	0	0	0	0	75.2	78	41	38	6	2	34	49	2	0	.269
2011	BOSTON	4	4	4.73	56	0	0	0	0	64.2	62	35	34	7	5	31	68	2	0	.251
	Pawtucket (AAA)#	0	0	0.00	2	0	0	0	0	3.0	1	0	0	0	0	0	2	0	0	.100
2012	BOSTON	2	0	2.29	40	0	0	0	0	39.1	30	14	10	6	1	15	25	0	0	.216
	ARIZONA	1	1	2.57	23	0	0	0	0	21.0	16	7	6	3	1	7	19	1	0	.213
2013	CLEVELAND	3	1	3.14	56	0	0	0	0	63.0	57	25	22	2	1	23	35	6	0	.242
	MINOR LEAGUE TOTALS	38	28	3.63	124	107	1	0	0	617.2	577	302	249	34	42	267	634	41	2	.249
	MAJOR LEAGUE TOTALS	25	31	4.49	356	23	0	0	0	505.1	510	273	252	50	21	225	353	22	0	.265

Rehab assignment

2014 HOUSTON ASTROS

ALBERS CAREER TRANSACTIONS

- Selected by Houston in the 23rd round of the June 2001 draft.
- Acquired by Baltimore from Houston along with IF Mike Costanzo, LHP Troy Patton, RHP Dennis Sarfate and OF Luke Scott in exchange for IF Miguel Tejada on Dec. 12, 2007.
- On Disabled List, June 26-Oct. 21, 2008 (right shoulder inflammation).
- Signed by Boston as a free agent on Dec. 16, 2010.
- On Disabled List, April 6-21, 2011 (right lat strain).
- Acquired by Arizona from Boston along with OF Scott Podsednik in exchange for LHP Craig Breslow on July 31, 2012.
- Acquired by Cleveland from Arizona along with RHP Trevor Bauer and RHP Bryan Shaw in exchange for IF Lars Anderson, LHP Tony Sipp and IF Didi Gregoriosis (from Cincinnati)...the three-team trade also sent OF Shin-Soo Choo, IF Jason Donald and cash considerations from Cleveland to Cincinnati and OF Drew Stubbs from Cincinnati to Cleveland on Dec. 11, 2012.
- Signed by Houston as a free agent on Dec. 17, 2013.

ALBERS CAREER HIGHS

Longest Winning Streak:	5 -- April 30-Aug. 16, 2010
Longest Losing Streak:	5 -- Sept. 5-28, 2007
Strikeouts:	8 -- Sept. 28, 2007 vs. Atlanta
Walks:	5 -- May 23, 2007 at San Francisco
Innings (starter):	7.1 -- May 5, 2007 at St. Louis
Innings (relief):	5.0 -- July 27, 2006 vs. Cincinnati
Low-Hit Game (CG):	none

2014 HOUSTON ASTROS



JOSE ALTUVE

27

Bats/Throws: Right/Right
Born: 5/6/90 in Maracay, VZ
Opening Day Age: 23

Contract Status: Signed through 2017

Acquired: Signed as a non-drafted free agent on Sept. 27, 2006.

Height/Weight: 5-6/174
Resides: Maracay, VZ
ML Service: 2.072

IF

CAREER HIGHLIGHTS

- Owns a .285 (405x1423) batting average with 75 doubles, 14 homers and 75 stolen bases in 356 career Major League games...made his Major League debut on July 20, 2011 vs. Washington.
- Has posted a .321 (125x390) batting average and an .809 OPS in his career against left-handed pitching...since his Major League debut (July 20, 2011), ranks third among all middle infielders in batting average against lefties, trailing only Derek Jeter (.365) and Dustin Pedroia (.326) (min. 300 AB).
- Eclipsed 400 hits for his career on Sept. 24, 2013 at TEX in what was his 352nd career game...was the third fastest Astro to reach the 400-hit mark behind Cesar Cedeno (342g) and Hunter Pence (348g)...since his MLB debut on July 20, 2011, his 405 hits are more than any MLB second baseman except Robinson Cano (467) and Dustin Pedroia (443).
- Needed the second-fewest games in Astros history to reach 75 doubles and 75 steals to start his career...did so on Sept. 25, 2013 at TEX in what was his 353rd career game...the record is held by Cesar Cedeno (344 games).
- By recording 31 doubles and 35 steals in 2013, became the fifth player in Astros history to record 30+ doubles and 30+ stolen bases in back-to-back years, joining Craig Biggio (1997-98, 1994-95), Enos Cabell (1977-79), Cesar Cedeno (1972-73) and Jose Cruz (1977-79).
- In his first full season in the Major Leagues in 2012, was voted to the National League All-Star Team and was named the Astros MVP by the Houston Chapter of the BBWAA...led the Astros in runs, hits, doubles, triples, extra-base hits (45) and stolen bases.
- Played his 200th career game on Sept. 26, 2012...is the only player in Astros history to begin his career by posting 40-or-more doubles along with 40-or-more stolen bases in his first 200 Major League games...according to Elias, the last six players to accomplish the feat are: Altuve, Andrew McCutchen (2010), Hanley Ramirez (2006), Jose Reyes (2005), Ichiro Suzuki (2002) and Jimmy Rollins (2002).
- Was named the Astros' recipient of the MLB Players Alumni Association's annual Heart and Hustle Award in 2012...one player from each team is chosen for the award each year on the basis of "passion, desire, and work ethic demonstrated both on and off the field."
- Collected 33 stolen bases in 2012, becoming just the fourth Astros second baseman to accomplish the feat (also Craig Biggio (5x), Bill Doran (2x) and Joe Morgan (3x)).
- Made his MLB debut in 2011 and combined to tally 200 hits at the Major League (61) and minor league (139) levels in 578 combined at-bats that season.
- His first career MLB home run was a leadoff, inside-the-park homer on Aug. 20, 2011 vs. SF (Bumgarner),

★ NOTES

- Last name is pronounced 'al-too-vay'
- Signed by Houston as a 16-year-old non-drafted free agent out of Venezuela...signed by Astros scouts Pablo Torrealba and Wolfgang Ramos on March 6, 2007.
- Was voted to the National League All-Star team in 2012 at 22 years old...was the second-youngest member on the NL All-Star squad behind OF Bryce Harper...also became the second-youngest All-Star in Astros history, behind Cesar Cedeno, who was 21 when he was named as the starting center fielder for the National League in 1972.
- Named the Astros 2012 MVP by the Houston Chapter of the Baseball Writers' Association of America.
- Named the Astros nominee for the 2013 Roberto Clemente Award...was the Astros 2012 recipient of the MLBPA's annual Heart and Hustle Award.
- Was the Astros 2011 Minor League Player of the Year after leading all of the minor leagues with a .389 batting average (min. 200 at-bats).
- Was signed to a four-year contract extension on July 13, 2013, that will keep him in an Astros uniform thru at least the 2017 season...the deal also includes club options for the 2018 and 2019 seasons.

2014 HOUSTON ASTROS

making him the first player whose first ML HR was to lead off a game and an inside-the-parker since Hall of Famer Rich "Whitey" Ashburn did so on May 29, 1948.

- Tied the franchise record by hitting safely in his first seven ML games (.423, 11x26), which was set by IF Russ Johnson in 1997 (.321, 9x28)...hit .423 (11x26) in his first seven games...only two other players in HOU history collected 11-or-more hits in their first seven games in the Majors: Ken Caminiti in 1987 (11x27) and Orlando Miller in 1994 (11x23) (Elias).
- Is a career .327 (479x1466) minor league hitter...has had a highly decorated minor league career...was a South Atlantic League Midseason and Postseason All-Star in 2010 and an Appalachian League Postseason All-Star in 2009...played in the 2011 SiriusXM All-Star Futures Game...earned Greenville's Team MVP honors in 2009 and was named the Astros Minor League Player of the Year in 2011 after leading all of minor league baseball with a .389 (139x357) combined batting average (min. 200 at-bats).

2013: Set career highs in hits, RBI and steals in what was his second full season (3rd overall) in the Majors...led the Astros in hits and steals, and ranked tied for first in runs (64) and games played (152)...made his second consecutive Opening Day start...ranked sixth in the American League with 35 stolen bases and fourth in multi-steal games (5)...was one of three Major Leaguers (also Leonys Martin and Rajai Davis) to have two games with three-or-more stolen bases...had the most steals by an Astros second baseman since Craig Biggio swiped 50 in 1998...led Major League second basemen in steals and double plays turned (114)...among AL second basemen, finished third in hits and fifth in both batting average and fielding percentage (.987)...became the fifth player in Astros history to record 30+ doubles and 30+ stolen bases in back-to-back years, joining Craig Biggio (1997-98, 1994-95), Enos Cabell (1977-79), Cesar Cedeno (1972-73) and Jose Cruz (1977-79)...led the AL with a .376 OBP when batting leadoff (min. 125 plate apps.)...reached base safely in 126 of his 152 total games (83%)...his 35 hits in April set a franchise record for a second baseman and ranked fifth all-time for any player in Astros history...eclipsed 400 hits for his career on Sept. 24 at TEX in what was his 352nd career game...was the third fastest Astro to reach the 400-hit mark behind Cesar Cedeno (342g) and Hunter Pence (348g)...needed the second-fewest games in Astros history to reach 75 doubles and 75 steals to start his career...did so on Sept. 25 at TEX in what was his 353rd career game...the record is held by Cesar Cedeno (344 games)...recorded an RBI in four straight games from Aug. 6-10 and became the first Astros second baseman to do so since Craig Biggio in July of 2005 (7/4-7)...his 41 hits in September ranked as the third-highest total in franchise history, trailing only Richard Hidalgo's 49 hits in Sept. of 2000 and Cesar Cedeno's 47 hits in 1977...led the Majors in hits and led the AL in batting average (.357) during the month...since his MLB debut on July 20, 2011, his 405 hits are more than any MLB second baseman except Robinson Cano (467) and Dustin Pedroia (443)...ranks second among MLB second basemen in steals during that span (75) behind Emilio Bonifacio (80)...missed three games while on the Bereavement List (May 14-17)...named the Astros nominee for the 2013 Roberto Clemente Award...on July 13, 2013, signed a four-year contract extension that runs from 2014-17...the deal also includes club option years for the 2018-19 seasons.

2012: The first-time All-Star posted a .340 OBP, tallying 40 walks in 147 games (drew just five walks in 57 games in 2011)...led the club with 45 extra-base hits...also led the club in runs, hits, doubles, triples and stolen bases in what was his first full season in the Majors...finished the season ranked fifth in the Majors with a .359 (56x156) batting average vs. LHP (min. 155 AB)...ranked seventh in the NL with 33 steals...his 51 multi-hit games ranked tied for ninth in the NL...ranked fifth in the NL in fewest percentage of swings that miss (10.6%)...ranked fourth in batting average against NL Central opponents with a .321 (87x271) mark (min. 200 PA)...played the entire season with the Astros, made his first career Opening Day start, and led the club with 147 games played, including 142 starts at second base...among NL second basemen, ranked first in stolen bases, second in hits and third in batting average...became just the fourth Astros second baseman in franchise history to steal 30 bases in one season, also Biggio (5x), Doran (2x) and Morgan (3x)...was also just the eighth Astros player to steal 30 bases and hit 30 doubles in one season, also Bagwell (2x), Biggio (5x), Cabell (3x), Cedeno (5x), Cruz (3x), Thon, Wynn...according to Elias, became the first Astro with 36 hits thru the club's first 25 games since Craig Biggio also did so in 2004...stole home and homered on June 10 at CWS, becoming the first Astros player to accomplish this in the same game since Jeff Bagwell on June 22, 1993 at LAD...was named the Astros' recipient of the MLB Players Alumni Association's annual Heart and Hustle Award...also named the Astros' 2012 MVP by the Houston Chapter of the Baseball Writers' Association of America...played for Navegantes del Magallanes in the Venezuelan Winter League during the 2012 offseason...hit .336 (48x143) with 10 doubles, 16 walks, eight steals and an .847 OPS (.406 OBP/.441 SLG) in 35 games with the club.

2011: Had 200 hits combined at the Major League (61) and minor league (139) levels in 578 combined at-bats in 2011...among all NL rookies, ranked fourth in batting average after July 20 (.276)...had seven games with three hits at the Major League level...hit .327 (36x110) with six RBI in his first 28 games with HOU...his 51 starts at 2B as a rookie ranked fifth all-time by an Astros rookie second baseman and the most since Bill Doran in 1983 (151 starts)...named the Astros 2011 Minor League Player of the Year after leading all minor league players with a .389 (139x357) average at Double A Corpus Christi (.361 in 35g) and Class A Advanced Lancaster (.408 in 52g)...started at second base for the World Team and went 2x3 with a double in the 2011 SiriusXM All-Star Futures Game...had contract purchased from Double A on July 19 and made his big league

2014 HOUSTON ASTROS

debut on July 20 by starting at second base...singled in his fifth career MLB at-bat...his first career MLB home run was a leadoff, inside-the-park homer on Aug. 20 vs. SF (Bumgarner), making him the first player whose first ML HR was to lead off a game and an inside-the-parker since Hall of Famer Rich "Whitey" Ashburn did so on May 29, 1948...the last Astro to hit an inside-the-park HR for their first ML HR was LHP Butch Henry (May 8, 1992 at PIT), and the last Astro to lead off a game with an inside-the-parker was Bill Doran (April 22, 1987, vs. ATL) (Elias)...tied the franchise record by hitting safely in his first seven ML games (.423, 11x26), which was set by IF Russ Johnson in 1997 (.321, 9x28)...hit .423 (11x26) in his first seven games...only two other players in HOU history collected 11-or-more hits in their first seven games in the Majors: Ken Caminiti in 1987 (11x27) and Orlando Miller in 1994 (11x23) (Elias)...following the season, played for Magallanes in the Venezuelan Winter League and finished first in the league in hits (82) and third in batting average (.339).

MINOR LEAGUES:

2010: Combined to hit .301 (153x509) with 15 home runs, 67 RBI and 42 stolen bases in 125 games with Class A Lexington (94g) and Class A Advanced Lancaster (31g)...named a South Atlantic League Midseason and Postseason All-Star...earned SAL Player of the Week honors for the week of June 7-13...named Lexington's Offensive Player of the Month for July...began the year at Lexington before a promotion to Lancaster on July 31...played for Magallanes in the Venezuelan Winter League following the season and hit .284 (44x155) with 11 extra-base hits and 14 RBI in 42 games...**2009:** Combined to hit .302 (77x255) with three home runs, 25 RBI and 28 stolen bases in 66 games with Rookie Level Greeneville (45g) and Class A Short Season Tri-City (21g)...named Greeneville's Team MVP, an Appalachian League Postseason All-Star and earned Greeneville's Player of the Month for July...began his second consecutive year with Greeneville before being promoted to Tri-City on Aug. 11...**2008:** Got his first experience with stateside baseball in 2008 with Rookie Level Greeneville...started 38 games at second base, collecting 14 extra-base hits and 21 RBI...**2007:** Made his professional debut in the Venezuelan Summer League and led the club in batting average (.343).and OBP (.429).

PERSONAL:

Jose and his wife Nina reside in Maracay, VZ during the offseason.

JOSE CARLOS ALTUVE

Year	Team	AVG	G	AB	R	H	2B	3B	HR	RBI	BB	SO	SB	CS	OBP	SLG	SF	SH	HB	E
2007	VSL Astros (R)	.343	64	204	40	70	12	4	0	36	28	16	15	5	.429	.441	3	3	5	10
2008	Greeneville (R)	.284	40	141	26	40	9	3	2	21	8	26	8	2	.320	.433	1	2	0	11
2009	Greeneville (R)	.324	45	179	45	58	20	2	3	18	26	16	21	4	.408	.508	1	2	0	8
	Tri-City (A)	.250	21	76	13	19	5	0	0	7	8	10	7	2	.337	.316	0	1	2	2
2010	Lexington (A)	.308	94	393	75	121	15	3	11	45	33	49	39	14	.364	.445	1	5	2	11
	Lancaster (A)	.276	31	116	18	32	5	2	4	22	9	17	3	4	.333	.457	0	1	1	2
2011	Lancaster (A)	.408	52	213	38	87	13	7	5	34	19	26	19	9	.451	.606	3	3	0	5
	Corpus Christi (AA)	.361	35	144	21	52	9	3	5	25	7	14	5	5	.388	.569	1	1	0	3
	HOUSTON	.276	57	221	26	61	10	1	2	12	5	29	7	3	.297	.357	1	5	2	2
2012	HOUSTON	.290	147	576	80	167	34	4	7	37	40	74	33	11	.340	.399	4	4	6	11
2013	HOUSTON	.283	152	626	64	177	31	2	5	52	32	85	35	13	.316	.363	8	4	2	9
MINOR LEAGUE TOTALS		.327	382	1466	276	479	88	24	30	208	138	174	117	45	.386	.481	10	18	10	52
MAJOR LEAGUE TOTALS		.285	356	1423	170	405	75	7	14	101	77	188	75	27	.323	.377	13	13	10	22

ALTUVE CAREER TRANSACTIONS

- Signed by Houston as a non-drafted free agent on Sept. 27, 2006
- Signed by Houston to a four-year contract with club options for the 2018 and 2019 seasons on July 13, 2013.

ALTUVE GAME HIGHS

Hits:4 (4x) -- last, Sept. 2, 2013 vs. Minnesota
Home Runs:1 (14x) -- last, Sept. 13, 2013 vs. Los Angeles (AL)
RBI:4 -- April 9, 2013 at Seattle
Stolen Bases:3 (2x) -- last, Sept. 10, 2013 at Seattle
Longest Hitting Streak:11 -- May 29-June 10, 2013
Career Grand Slams:none

LEADOFF HR

No.	Date	Opp.	Pitcher
1	8/20/11	SF	Bumgarner
2	5/22/12	CHC	T. Wood

PINCH-HIT HR

No.	Date	Opp.	Pitcher
none			

WALK-OFF HR

No.	Date	Opp.	Pitcher
none			

2014 HOUSTON ASTROS

ALTUVE CAREER FIELDING

YEAR	POSITION	PCT.	G	PO	A	E	TC	DP
2013	Second Base	.987	145	273	393	9	675	114
TOTALS	Second Base	.986	347	610	938	22	1570	222



JAPHET AMADOR

75

Bats/Throws: Right/Right
 Born: 1/19/87 in Mulege, MX
 Opening Day Age: 27
 Contract Status: Signed through 2014
 Acquired: From Los Diablos Rojos de Mexico along with OF Leo Heras on Aug. 18, 2013.

Height/Weight: 6-4/311
 Resides: Mulege, MX
 ML Service: 0.000

NON-ROSTER INVITEE

IF

AMADOR

CAREER HIGHLIGHTS

- The three-time Mexican League All-Star (2011-13) has played in the Mexican League for seven seasons (2007-13) and owns a career .330 (590x1788) average with 112 home runs and 400 RBI in 503 career games.
- After his acquisition by Houston in 2013, played in 10 games for Triple A Oklahoma City (.302, 13x43) and in 18 games for Peoria in the Arizona Fall League (.284, 19x67).
- Earned his third Mexican League All-Star appearance in 2013 after hitting .368 (147x400) with 22 doubles, 36 home runs, 121 RBI and a .419 OBP in 104 games...led the Mexican League in RBI, while ranking second in homers and third in total bases (277).
- Signed by the Mets to a minor league contract prior to the 2011 season, but loaned back for the entire season to Mexico City, where he earned his second consecutive All-Star appearance...hit .376 (132x351) with 22 doubles, 25 homers and 84 RBI in 2011.
- Was a Mexican League All-Star in 2010 after hitting .366 (100x273) with 26 doubles, 14 homers and 63 RBI for the Diablos Rojos...was acquired by Mexico City from Veracruz in a trade for four players, including two former Major Leaguers: RHP Francisco Cordova and LHP Ricardo Rincon.
- Had a breakout 2009 season during which he was named the co-Rookie of the Year in the Mexican League...split that campaign between Minatitlan and Veracruz and combined to hit .306 (120x392) with 21 doubles, 21 home runs and 74 RBI in 104 games.

★ NOTES

- His full name is pronounced as: jaw-fit ah-mah-DOOR.
- Made his professional debut at the age of 20 with Los Petroleros de Minatitlan, which translates to English as the Minatitlan Oilers.
- This marks his second affiliation with a Major League franchise...the Mets signed him to a minor league contract prior to the 2011 season, but loaned him out to Mexico City for the entire regular season...he was outrighted back to the Mexican League prior to the 2012 season.
- The Astros have only had seven Mexican-born players to appear in a regular season Major League game in franchise history, including just four position players: 3B Vinny Castilla (2001), 1B Jose Tolentino (1991), C Alex Trevino (1988-90) and SS Hector Torres (1968-70, 1973).
- On Aug. 18, 2013, the Astros agreed to terms with the Diablos Rojos de Mexico (Mexico City Red Devils) of the Mexican League to acquire Amador and OF Leo Heras... the terms of the deal were not disclosed... Amador is currently signed to a minor league contract with an invitation to Major League Spring Training, which he received on Jan. 14, 2014.

MINOR LEAGUES:

2013: Began the season with Los Diablos Rojos de Mexico (Mexico City Red Devils) and would earn his third Mexican League All-Star appearance after hitting .368 (147x400) with 22 doubles, 36 home runs, 121 RBI and a .419 OBP in 104 games...led the Mexican League in RBI, while ranking second in homers and third in total bases (277)...following the regular season, the Astros acquired his rights, along with the rights of teammate OF Leo Heras, on Aug. 18...was assigned to Triple A Oklahoma City, where he played in 10 games, hitting .302 (13x43)...made his debut with OKC on Aug. 24 at Round Rock, going 2x5 with

2014 HOUSTON ASTROS

an RBI...did not homer in the regular season, but hit his first stateside home run in the RedHawks third playoff game...following the regular season, was assigned to Peoria in the Arizona Fall League and hit .284 (19x67) with four homers and 12 RBI in 18 games...after the AFL, returned to Guasave in the Mexican Winter League for his fifth straight season and appeared in 36 games...**2012:** Outrighted out of the Mets system on April 1 and would go on to hit .251 (71x283) with 12 doubles, 15 homers and 50 RBI for Mexico City... returned to Guasave for his fourth consecutive season in the Mexican Winter League...hit .286 (68x238) with 10 doubles, 17 homers and 53 RBI in 66 games...**2011:** On March 10, prior to the season, signed by the New York Mets to a minor league contract and placed on the rookie level Brooklyn Cyclones roster... loaned back to Mexico City on April 1....proceeded to make his second consecutive Mexican League All-Star team after hitting .376 (132x351) with 22 doubles, 25 homers and 84 RBI...played for Guasave in the Mexican Winter League following the season and hit .280 (63x225) with 11 doubles, 14 homers and 46 RBI in 63 games...**2010:** Acquired by Mexico City from Veracruz prior to the regular season in exchange for four players: RHP Francisco Cordova, LHP Ricardo Rincon, SS Rolando Acosta and 3B Efrén Espinoza... Cordova and Rincon both played multiple seasons in the Major Leagues...was a Mexican League All-Star in 2010 after hitting .366 (100x273) with 26 doubles, 14 homers and 63 RBI for the Diablos Rojos...played for Guasave in the Mexican Winter League and finished his campaign hitting .299 (53x177) with 10 doubles, seven homers and 30 RBI...**2009:** Had a breakout 2009 season during which he was named the co-Rookie of the Year in the Mexican League along with LHP Juan Pablo Oramas...split his campaign between Minatitlan and Veracruz and combined to hit .306 (120x392) with 21 doubles, 21 home runs and 74 RBI in 104 games... played for Guasave in the Mexican Winter League following the regular season and posted a .270 (31x115) average with six doubles, eight homers and 24 RBI in 44 games...**2008:** Played in 17 games for Minatitlan in his age 21 season, hitting .265 (9x34) with one homer and two RBI...hit his first professional home run on July 4 vs. Quintana Roo...hit .417 (5x12) in limited duty against left-handed pitchers...**2007:** Made his professional debut at the age of 20 with the Petroleros de Minatitlan in the Mexican League, which is the equivalent of the Triple A level...played in 29 games, making only 13 starts, 12 at first base and one at DH...entered the game as a pinch-hitter in his first nine contests (0x9, 3 BB)...made his first career start on June 29 vs. Quintana Roo...picked up his first professional hit in his 15th pro game on July 12 vs. Tabasco... finished his season hitting .200 (11x55) with six RBI, 12 walks and a .343 OBP.

JAPHET ISIDRO AMADOR GUTIERREZ

Year	Team	AVG	G	AB	R	H	2B	3B	HR	RBI	BB	SO	SB	CS	OBP	SLG	SF	SH	HB	E
2007	Minatitlan (MEX)	.200	29	55	6	11	1	0	0	6	12	12	0	0	.343	.218	0	0	0	1
2008	Minatitlan (MEX)	.265	17	34	2	9	2	0	1	2	1	6	0	0	.306	.412	0	0	1	0
2009	Minatitlan (MEX)	.331	76	290	47	96	18	2	16	57	28	41	1	2	.396	.572	3	1	5	3
	Veracruz (MEX)	.235	28	102	12	24	3	1	5	17	9	18	1	0	.292	.431	2	0	0	1
2010	Mexico City (MEX)	.366	79	273	50	100	26	0	14	63	36	45	2	2	.448	.615	1	0	5	2
2011	Mexico City (MEX)	.376	89	351	70	132	22	2	25	84	39	56	1	1	.440	.664	4	0	4	2
2012	Mexico City (MEX)	.251	81	283	39	71	12	1	15	50	41	55	0	1	.351	.459	1	0	3	3
2013	Mexico City (MEX)	.368	104	400	76	147	22	0	36	121	38	59	0	1	.419	.693	8	0	3	9
	Ok. City (AAA)	.302	10	43	2	13	0	0	0	2	0	8	0	0	.302	.302	0	0	0	0
MEX. LEAGUE TOTALS		.330	503	1788	302	590	106	6	112	400	204	292	5	7	.401	.584	19	1	21	21
MINOR LEAGUE TOTALS		.302	10	43	2	13	0	0	0	2	0	8	0	0	.302	.302	0	0	0	0

AMADOR CAREER TRANSACTIONS

- Signed by New York (NL) as a non-drafted free agent on March 10, 2011.
- Acquired by Houston from Los Diablos Rojos de Mexico along with OF Leo Heras on Aug. 18, 2013.

2014 HOUSTON ASTROS



MARK APPEL

74

Bats/Throws: Right/Right
Born: 7/15/91 in Houston, TX
Opening Day Age: 22
Contract Status: Signed through 2014
Acquired: Selected in the first round (1st overall) of the June 2013 draft.

Height/Weight: 6-5/225
Resides: Houston, TX
ML Service: 0.000

NON-ROSTER INVITEE

RHP

APPEL

CAREER HIGHLIGHTS

- The No. 1 selection from last year's draft enters his first full professional season as a non-roster invite to Major League Spring Training...has made just 10 professional starts in his career.
- Enters the 2014 season ranked as the Astros No. 2 prospect by ESPN.com, No. 3 prospect by *Baseball America* and the No. 4 prospect by MLB.com...has also made top 100 lists for all of minor league baseball, coming in at No. 11 (ESPN.com), No. 21 (Baseball Prospectus) and No. 25 (MLB.com).
- Finished his 2013 campaign with Class A Quad Cities, playing alongside the Astros No. 1 selection from the 2012 draft SS Carlos Correa...this marked the first time in minor league history that two consecutive No. 1 draft picks occupied the same minor league roster.

MINOR LEAGUES:

2013: Drafted by Houston with the first overall selection in the 2013 draft on June 6...signed his professional contract less than two weeks later on June 19 and reported to the Astros Extended Spring Training facility in Kissimmee...made his professional debut with Class A Short Season Tri-City on July 5 vs. Lowell (2ER/2IP) and made his second start with the club on July 9 vs. Aberdeen (0ER/3IP)...promoted to Class A Quad Cities on July 10 and joined the Astros No. 1 overall selection from the 2012 draft (SS Carlos Correa) with the River Bandits...this made the River Bandits the first team in minor league baseball history with consecutive No. 1 overall picks on the same roster...went on to make eight starts with Quad Cities from July 14-Aug. 25...gave up one earned run or less in six of his eight outings with Quad Cities, and pitched the team to a 5-1 victory on Aug. 25 at Burlington that clinched a playoff berth for the club (5.0 IP, 4 H, 1 R, 3 SO)...combined to go 3-1 with a 3.79 ERA (16ER/38IP) in 10 minor league starts...pitched 106.1 innings at Stanford in 2013, which combined for 144.1 innings in his calendar year.

★ NOTES

- Grew up in Houston as an Astros fan before his family moved to California when Mark was 12...prior to the move, Appel played youth ball at the Post Oak Little League in west Houston.
- Attended Monte Vista HS in California and went 4-0 with a 0.90 ERA in his senior season of 2009...was named the Contra Costa Times Baseball and Basketball Prep Athlete of the Year in 2009...drafted out of high school in the 15th round of the 2009 draft by Detroit, but elected to attend Stanford University.
- Played four highly-decorated years at Stanford, where he owns the career school record for strikeouts (372), ranks fourth in innings pitched (377.2) and sixth in wins (28)...drafted for the second time after his junior season with the eighth overall selection in the 2012 draft by Pittsburgh...elected not to sign and returned to Stanford to finish his degree in management science and engineering.
- Turned in an outstanding senior season, going 10-4 with four complete games and a 2.12 ERA (25ER/106.1IP)...recorded 130 strikeouts in his 106.1 innings pitched and allowed just a .203 opponent's batting average...was one of just 10 semifinalists for the National Pitcher of the Year Award as named by the College Baseball Hall of Fame.
- Drafted by Houston with the first overall selection in the 2013 draft and signed on June 19, 2013...signed by Astros scout Bryan Byrne...is currently signed to a minor league contract for the 2014 season...invited to Major League Spring Training on Jan. 14, 2014.

MARK STEWART APPEL

Year	Team	W	L	ERA	G	GS	CG	SHO	SV	IP	H	R	ER	HR	HB	BB	SO	WP	BK	AVG
2013	Tri-City (A)	0	0	3.60	2	2	0	0	0	5.0	6	2	2	0	0	0	6	1	0	.300
	Quad Cities (A)	3	1	3.82	8	8	0	0	0	33.0	30	16	14	2	1	9	27	2	0	.236
MINOR LEAGUE TOTALS		3	1	3.79	10	10	0	0	0	38.0	36	18	16	2	1	9	33	3	0	.245

2014 HOUSTON ASTROS

APPEL CAREER TRANSACTIONS

- Selected by Houston in the first round (first overall) of the June 2013 draft.



ANTHONY BASS

45

Bats/Throws: Right/Right

Born: 11/1/87 in Dearborn, MI

Opening Day Age: 26

Contract Status: Signed through 2014

Acquired: From San Diego along with cash considerations in exchange for a PTBNL (LHP Patrick Schuster) on Dec. 11, 2013.

Height/Weight: 6-2/200

Resides: Trenton, MI

ML Service: 2.031

RHP

CAREER HIGHLIGHTS

- Going into the 2014 season, owns a 4-8 record with one save and a 4.08 ERA (85ER/187.1IP) in 75 Major League games, including 18 starts... has gone 4-7 with a 4.48 ERA (49ER/98.1IP) in his 18 starts and 0-1 with one save and a 3.64 ERA (36ER/89IP) in his 57 relief appearances.
- Made the Opening Day roster and worked mostly in a long relief role for the Padres in 2013, tossing at least 1.1 innings in 21 of his 24 relief appearances and at least 2.0 frames in 12 of his 24 Major League games.
- Made his first career Opening Day roster for the Padres in 2012 and was not optioned to the minors the entire season...missed two months of the season while on the DL (shoulder inflammation)...tossed the first complete game of his career on April 28, 2012 at SF, taking the loss to Tim Lincecum and the Giants after working 8.0 innings of two-run ball.
- Made his MLB debut on June 13, 2011 at COL and picked up the win after allowing one run in 5.0 innings pitched...had a solid rookie season for the Padres in 2011, posting a 2-0 record and a 1.68 ERA (9ER/48.1IP) in 27 games, including three starts.
- Honored as both a California League Postseason and Midseason All-Star while pitching for Class A Advanced Lake Elsinore in 2010...went 8-7 with a 3.13 ERA (46ER/132.1IP) in his 27 starts at the Class A Advanced level that season.
- Was a Midwest League Midseason All-Star and was twice named the Midwest League Pitcher of the Week (4/20, 6/5) while playing for Class A Fort Wayne in 2009...combined to go 12-3 with a 2.55 ERA (35ER/123.2IP) over 28 games (26 starts) with two Class A levels that season.



NOTES

- Grew up in Trenton, MI, which is a suburb of Detroit, and graduated from Trenton High School in 2005...went 10-3 with a 1.51 ERA in 82.1 innings pitched as a senior...selected to the all-region, all-district, all-conference, All-Downriver Dream Team and all-metro teams in 2005.
- Attended Wayne State University in Detroit from 2006-2008...had a spectacular junior season, making 14 appearances (12 starts) and going 10-3 with a 2.10 ERA and 100 strikeouts in 85.2 innings...tied the single-season school record for victories and totaled the fourth-most strikeouts and fifth-most innings in WSU history...had seven complete games and two shutouts...voted the WSU Male Student-Athlete of the Year and named to the Rawlings/ABCA All-America First Team and the NCBWA All-America Third Team.
- Selected in the fifth round of the June 2008 draft by San Diego...signed by Padres scout Jeff Stewart.
- Acquired by Houston at the 2013 Winter Meetings...on Dec. 11, the Astros acquired Bass and a PTBNL or cash from San Diego in exchange for a PTBNL or cash...the following day, Houston completed the trade by sending LHP Patrick Schuster, who was selected by the Astros with the first pick in the 2013 Rule 5 Draft, to San Diego in exchange for cash considerations.
- Originally added to a Major League 40-man roster on June 13, 2011...is currently signed to a one-year contract that runs through the 2014 season.

2013: Posted a 5.36 ERA (25ER/42IP) with 31 strikeouts in 24 relief appearances with the Padres over four stints with the club after being on the Opening Day roster...had a 2.60 ERA (8ER/27.2IP) with 19 strikeouts in his first 15 appearances, but a 10.67 ERA (17ER/14.1IP) with 12 strikeouts over his final nine outings...posted a 3.24 ERA (6ER/16.2IP) in 10 home appearances and a 6.75 ERA (19ER/25.1 IP) in 14 road outings...tossed at least 1.1 innings in 21 of his 24

2014 HOUSTON ASTROS

relief appearances and at least 2.0 frames in 12 of his 24 games...posted a 3.29 ERA (15ER/41IP) with 24 strikeouts in the second half for Tucson after posting a 7.75 ERA (33ER/38.1IP) with 36 strikeouts in eight starts in the first half.

2012: Made his first career Opening Day roster, appearing in 24 games with 15 starts for the Padres, missing time due to a stint on the Disabled List...began the season in the bullpen, making two relief appearances in the first week of the season before making his first start of the season on April 12 vs. ARI...went 1-2 with a 2.31 ERA (6ER/23.1IP) over his first four starts, all in April...landed on the 15-day DL on June 24 with right shoulder inflammation, remaining on the DL until Sept. 4...transferred to 60-Day DL on July 31...made three rehab starts for Triple A Tucson from Aug. 23-Sept. 2 before being reinstated from the DL...returned from the DL on Sept. 4 to join the bullpen, making seven relief appearances from Sept. 7-28, posting a 2.79 ERA (3ER/9.2IP) in that stretch...earned his first career save in his first career opportunity on Sept. 20 at ARI, striking out his only batter faced to end the game...posted a 1-1 record with a 3.52 ERA (15ER/38.1IP) in seven starts at Petco Park in 2012, with the Padres going 3-4 in those starts...posted a 2.63 ERA (4ER/13.2IP) in nine total relief outings overall in 2012...had the first complete game of his career on April 28 at SF, taking the loss after working 8.0 innings of two-run ball...took a perfect game into the 6th inning of that start before allowing the first hit of the game to opposing pitcher Tim Lincecum, an infield single...at the plate, collected his first Major League hit on May 4 vs. MIA, a bases-clearing triple...became the first player in Padre history to hit a three-run triple for his first Major League hit (Elias)...just the second Padres pitcher ever to hit a three-run triple, with the only other by Pete Smith on Aug. 24, 1997 at NYM.

2011: Split his season between Double A San Antonio, Triple A Tucson and the Padres, seeing his first Major League action...had his contract selected from San Antonio on June 13 and made his Major League debut that day, starting against the Rockies and picking up the win...optioned back to San Antonio the following day...recalled on June 26 and spent the rest of the year with San Diego...during his second stint, made 24 appearances out of the bullpen before finishing the season with two starts...went 2-0 with a 1.20 ERA (2ER/15IP) in his three starts and 0-0 with a 1.89 ERA (7ER/33.1IP) in 24 games out of the bullpen...posted a streak of nine consecutive scoreless relief outings spanning 12.2 innings from July 1-Aug. 13...named to the Midseason Texas League All-Star team during his time with the Missions.

MINOR LEAGUES:

2010: Pitched all but one of his 28 games at Class A Advanced Lake Elsinore, going 8-7 with a 3.13 ERA (46ER/132.1IP) over 27 starts with a strikeout-to-walk ratio of 5.45 (109/20)...honored as both a California League Postseason and Midseason All-Star...made one spot start for Triple A Portland, losing (5ER/5.2IP)...went 6-2 with a 2.74 ERA (23ER/75.2IP) over 13 starts in the first half of the season for Lake Elsinore...won all three June starts while posting a 2.40 ERA (4 ER/15.0 IP)...had a stretch of five consecutive wins from May 26 through June 28, while giving up 34 earned runs in 100.2 innings...**2009:** Was a Midwest League Midseason All-Star for Class A Fort Wayne before being promoted to Class A Advanced Lake Elsinore...was a combined 12-3 with a 2.55 ERA (35ER/123.2IP) over 28 games (26 starts)...won nine of 12 decisions for Fort Wayne before his promotion on July 17 to Lake Elsinore, where he was 3-0 in 10 games (eight starts)...was twice the Midwest League Pitcher of the Week (4/20, 6/5)...before being called up to Lake Elsinore, went 9-3 with a 2.19 ERA (22ER/90.1IP) and 69 strikeouts in 90.1 innings for the TinCaps...**2008:** Worked exclusively out of the bullpen in his first professional season, going 2-2 with a 2.10 ERA (8ER/34.1IP) and seven saves in 25 appearances...fanned 41 batters while walking 14.

ANTHONY EDWARD BASS

Year	Team	W	L	ERA	G	GS	CG	SHO	SV	IP	H	R	ER	HR	HB	BB	SO	WP	BK	AVG
2008	Eugene (A)	2	2	2.10	25	0	0	0	7	34.1	25	12	8	3	1	14	41	6	0	.197
2009	Fort Wayne (A)	9	3	2.19	18	18	0	0	0	90.1	79	31	22	5	3	25	69	3	1	.235
	Lake Elsinore (A)	3	0	3.51	10	8	0	0	0	33.1	33	17	13	3	2	14	20	3	0	.266
2010	Lake Elsinore (A)	8	7	3.13	27	27	0	0	0	132.1	124	59	46	9	1	20	109	3	0	.248
	Portland (AAA)	0	1	7.94	1	1	0	0	0	5.2	7	5	5	1	1	3	3	0	1	.333
2011	San Antonio (AA)	6	4	3.75	13	13	0	0	0	69.2	62	31	29	6	0	21	62	3	0	.242
	Tucson (AAA)	1	0	1.80	1	1	0	0	0	5.0	6	1	1	0	1	0	3	1	0	.300
	SAN DIEGO	2	0	1.68	27	3	0	0	0	48.1	41	9	9	1	3	21	24	1	0	.236
2012	SAN DIEGO	2	8	4.73	24	15	1	0	1	97.0	89	59	51	10	1	39	80	5	1	.243
	Tucson (AAA)#	0	0	5.63	3	3	0	0	0	8.0	8	6	5	0	0	0	9	0	0	.250
2013	SAN DIEGO	0	0	5.36	24	0	0	0	0	42.0	51	26	25	4	0	20	31	5	0	.297
	Tucson (AAA)	4	6	5.45	15	15	0	0	0	79.1	108	51	48	11	1	17	60	2	0	.331
MINOR LEAGUE TOTALS		33	23	3.48	113	86	0	0	7	458.0	452	213	177	38	10	114	376	21	2	.259
MAJOR LEAGUE TOTALS		4	8	4.08	75	18	1	0	1	187.1	181	94	85	17	2	80	135	11	1	.254

Rehab assignment

2014 HOUSTON ASTROS

BASS CAREER TRANSACTIONS

- Selected by San Diego in the fifth round of the June 2008 draft.
- On Disabled List, June 24-Sept. 4, 2012 (right shoulder inflammation).
- Acquired by Houston from San Diego along with cash considerations in exchange for a PTBNL (LHP Patrick Schuster) on Dec. 11, 2013.

BASS CAREER HIGHS

Longest Winning Streak:2 -- June 13-Sept. 21, 2011
Longest Losing Streak:4 -- May 25-Oct. 2, 2012
Strikeouts:8 -- April 28, 2012 at San Francisco
Walks:5 -- April 22, 2012 vs. Philadelphia
Innings (starter):8.0 (2x) -- last, May 15, 2012 at Washington
Innings (relief):3.1 -- April 22, 2013 vs. Milwaukee
Low-Hit Game (CG):6 -- April 28, 2012 at San Francisco



JAKE BUCHANAN

70

Bats/Throws: Right/Right
 Born: 9/24/89 in Charlotte, NC
 Opening Day Age: 24
 Contract Status: Signed through 2014
 Acquired: Selected in the eighth round of the June 2010 draft.

Height/Weight: 6-0/237
 Resides: Dallas, NC
 ML Service: 0.000

NON-ROSTER INVITEE

RHP

CAREER HIGHLIGHTS

- An extreme groundball pitcher, Buchanan owns a career 2.05 groundballs per flyball ratio (801GB/391FB) over his four minor league seasons...has gone 26-32 with a 3.99 ERA (234ER/527.1IP) in 100 career games, including 85 starts, in the minors.
- Split his 2013 season between Double A Corpus Christi, where he was a Texas League All-Star, and Triple A OKC...had a run of 36.2 consecutive innings over parts of nine games in which he did not allow an earned run while with Corpus Christi...this run encompassed the entire month of May, when he went 4-0 with a 0.00 ERA in 27.2 innings pitched.
- Entered the 2012 season ranked by *Baseball America* as the No. 13 prospect with the 'Best Control' in the Astros system...would go on to lead the Texas League with a 2.05 groundballs per flyball ratio (203GB/99FB) in 2012.
- Named the Astros Minor League Pitcher of the Year in 2011...was a California League Midseason All-Star and a MiLB.com Organization All-Star...led the California League with a 2.31 ground ball per fly ball ratio (256GB/111FB), ranked second in WHIP (1.21), fifth in ERA (3.91) and innings pitched (158.2) and tossed one of only three complete game shutouts in the California League that season...became the first Lancaster pitcher to start at least 20 games with the club and end the season with an ERA in the 3.00s since Brandon Webb did so in 2001 (28gs, 3.99 ERA).

NOTES

- Attended North Gaston High School in North Carolina, where he went 14-1 with a 0.39 ERA and 146 strikeouts as a senior in 2007...tied for second in the state in wins, ranked fourth in ERA and seventh in strikeouts...named first-team all-state by the North Carolina High School Coaches Association (NCHSAA)...named co-MVP of Big South 3-A/4-A Conference...went on to attend NC State after high school.
- Played four seasons at NC State, going 8-6 with a 3.86 ERA in 18 games (17 starts) in his senior season of 2010...was one of five NC State players drafted that season, including Seattle Seahawks quarterback Russell Wilson (4th round) and LHP Alex Sogard (26th round), who was drafted by the Astros and is still pitching in the system...signed with Houston by Astros scout J.D. Alleva.
- Is currently signed to a minor league contract for the 2014 season...invited to Major League Spring Training on Jan. 14, 2014.

2014 HOUSTON ASTROS

MINOR LEAGUES:

2013: Began his year at Double A Corpus Christi and went 7-2 with one save and a 2.09 ERA (19ER/82IP), while allowing just nine walks in 18 games, including 13 starts...named a Texas League Midseason All-Star and earned the Texas League Pitcher of the Week for the week ending on May 6...went 36.2 consecutive innings without allowing an earned run from April 26-June 4...his totals in May: 4-0 with a 0.00 ERA in 27.2 innings pitched in six games (four starts)...allowed just 16 hits and two walks in the month en route to earning Corpus Christi's Pitcher of the Month Award...started his season 7-0 with a save before going 0-2 over his last two appearances...promoted to Triple A on June 26 and finished his season in the RedHawks rotation...made 12 starts at Triple A, going 5-5 with a 3.89 ERA (33ER/76.1IP)...eight of his 12 starts were quality starts...combined to go 12-7 with one save and a 2.96 ERA (52ER/158.1IP) in 30 games (25 starts) between the two levels...posted the third-lowest walks per 9.0 innings ratio (1.25) among pitchers who threw 100+ innings at the Double A and Triple A levels...**2012:** Entered the season ranked by *Baseball America* as the No. 13 prospect with the 'Best Control' in the Astros system...began the season with Double A Corpus Christi and would go on to lead the Texas League with a 2.05 groundballs per flyball ratio (203GB/99FB) on the season...went 5-9 with a 4.96 ERA (74ER/134.1IP) in 27 games (19 starts) with the Hooks...pitched out of the Hooks rotation thru his first 19 games before being promoted to Triple A OKC on July 25 and made his first two relief appearances of the season (4ER/4IP) before making his only Triple A start of the season on Aug. 1 at Tacoma (5ER/4IP)...sent back to Double A after the start and finished his season with eight relief appearances...was 5-6 with a 5.00 ERA (62ER/111.2IP) in his 19 starts and 0-3 with a 4.76 ERA (12ER/22.2IP) in his eight relief appearances at the Double A level...combined to go 5-10 with a 5.25 ERA (83ER/142.1IP) at the two levels...**2011:** Named the Astros Minor League Pitcher of the Year and a California League Midseason All-Star...also named a MiLB.com Organization All-Star...led the California League with a 2.31 ground ball per fly ball ratio (256GB/111FB)...ranked second in the league in WHIP (1.21), fifth in ERA (3.91) and innings pitched (158.2) and tossed one of only three complete game shutouts in the California League in 2011...allowed only one home run every 16.5 innings pitched, compared to Lancaster's team average of one home run allowed every 6.9 innings pitched...became the first Lancaster pitcher to start at least 20 games with the club and end the season with an ERA in the 3.00s since Brandon Webb did so in 2001 (28gs, 3.99 ERA)...finished his campaign 5-10 with a 3.91 ERA (69ER/158.2IP) while pitching in the extremely hitter friendly California League...made 25 starts with Lancaster, tossing one complete game shutout...allowed just four hits and three walks in the shutout on May 1 at Inland Empire...promoted to Double A Corpus Christi for his final start of the season and tossed a gem, going 7.0 innings while allowing just one run on six hits, but did not factor into the decision...combined to post a 3.80 ERA (70ER/165.2IP) and a 5-10 record in 26 starts between the Class A and Double A levels...**2010:** Drafted by Houston in the eighth round of the June 2010 draft on June 8 and signed his professional contract on June 9...reported to Class A Short Season Tri-City and made 14 starts at the level, going 4-5 with a 4.28 ERA (29ER/61IP)...allowed only three homers and walked just 11 hitters in his 61.0 innings pitched...among pitchers in the New York-Penn League with at least 60.0 innings pitched, his 11 walks allowed were only bested by teammates RHP Bobby Doran (9BB/71.1IP) and RHP Carlos Quevedo (8BB/85.1IP)...made his professional debut on June 22 at Lowell (2ER/2.1IP).

BUCHANAN

JAKE T. BUCHANAN

Year	Team	W	L	ERA	G	GS	CG	SHO	SV	IP	H	R	ER	HR	HB	BB	SO	WP	BK	AVG
2010	Tri-City (A)	4	5	4.28	14	14	0	0	0	61.0	69	32	29	3	6	11	42	6	0	.286
2011	Lancaster (A)	5	10	3.91	25	25	1	1	0	158.2	157	92	69	10	6	35	102	7	0	.256
	Corpus Christi (AA)	0	0	1.29	1	1	0	0	0	7.0	6	1	1	0	0	1	2	0	0	.231
2012	Corpus Christi (AA)	5	9	4.96	27	19	0	0	0	134.1	171	85	74	11	6	33	83	4	0	.310
	Oklahoma City (AAA)	0	1	10.13	3	1	0	0	0	8.0	17	10	9	1	0	5	5	1	0	.459
2013	Corpus Christi (AA)	7	2	2.09	18	13	0	0	1	82.0	67	22	19	4	2	9	44	2	0	.226
	Oklahoma City (AAA)	5	5	3.89	12	12	0	0	0	76.1	85	33	33	6	0	13	55	6	0	.285
MINOR LEAGUE TOTALS		26	32	3.99	100	85	1	1	1	527.1	572	275	234	35	20	107	333	26	0	.277

BUCHANAN CAREER TRANSACTIONS

- Selected by Houston in eighth round of the June 2010 draft.

2014 HOUSTON ASTROS



CHRIS CARTER

23

Bats/Throws: Right/Right

Born: 12/18/86 in Redwood City, CA

Opening Day Age: 27

Contract Status: Signed through 2014

Acquired: From Oakland along with RHP Brad Peacock and C Max Stassi in exchange for IF Jed Lowrie and RHP Fernando Rodriguez on Feb. 4, 2013.

Height/Weight: 6-4/248

Resides: Las Vegas, NV

ML Service: 1.159

IF/OF

CAREER HIGHLIGHTS

- The slugging first baseman/outfielder has posted some prodigious power numbers over the last two seasons...since 2012 (the year he first received extended playing time), ranks ninth in the Majors with a mark of 16.09 at-bats per home run (724 AB/45 HR)...was called up to the Majors by Oakland on June 29 in 2012 and since that date ranks tied for ninth in the AL with 45 homers.
- In his Major League career, has played in 127 games at first base (114 starts), 71 games in left field (63 starts) and two games in right field (both starts)...for the Astros in 2013, started 54 games at 1B, 46 at DH, 41 in LF and two in RF...per Elias, this marked the first time in Astros history a player has started 40+ games at three different positions...was also versatile in his minor league career, seeing time at first base (511g), third base (83g), left field (39g), right field (24g) and shortstop (1g).
- By hitting 29 homers for Houston last season, became one of only four Astros all-time with 29+ HR in their first season with the franchise: also Lee May (29 HR, 1972), Moises Alou (38 HR, 1998) and Carlos Lee (32 HR, 2007).
- A very patient hitter, Carter saw 4.20 pitches per plate appearance in 2013, which set an Astros franchise record.
- In 2012 with Oakland, hit 16 home runs with a .514 slugging percentage in just 67 games from June 29-Oct. 1 (218 at-bats)...ranked eighth in the Majors and fourth in the American League in at-bats per home run (13.63 AB/HR) over that span... his 16 home runs tied for fourth most in Major League history by a player with fewer than 70 games played.
- Was ranked by *Baseball America* as Oakland's No. 1 prospect in 2010 and No. 2 prospect in 2011...tabbed by the publication as the 'Best Power Hitter' in the organization from 2009-11...named by BA as the 'Best Batting Prospect' and 'Best Power Prospect' in the Texas League in 2009.
- After hitting a combined .329 (179x544) with 43 doubles, 28 homers and a .992 OPS (.422 OBP/.570 SLG) in 138 games between Triple A Sacramento (13g) and Double A Midland (125g) in 2009, was named the MiLB.com Minor League Best Hitter of the Year, MiLB.com Double A Best Hitter of the Year and Topps Texas League Player of the Year.
- Received Oakland's Minor League Player of the Year honors in both 2008 and 2009...hit a combined 75 doubles and 67 homers from 2008-09.

NOTES

- Graduated from Sierra Vista High School (NV) in 2005...played shortstop and hit .343 with seven homers and 35 RBI as a senior... drafted by Chicago (AL) in the 15th round of the June 2005 draft...signed by White Sox scout George Kachigian.
- Was part of two major trades in 2007... traded from the White Sox to Arizona in exchange for OF Carlos Quentin on Dec. 3 before getting flipped to Oakland as part of the package for RHP Dan Haren on Dec. 14.
- Named Oakland's Minor League Player of the Year in consecutive seasons (2008-09)... earned Texas League Player of the Year honors in 2009.
- Acquired by Houston on Feb. 4, 2013, which was seven days before pitchers and catchers reported to Spring Training last season... was one of three players acquired from Oakland in exchange for SS Jed Lowrie and RHP Fernando Rodriguez.
- Originally added to a Major League 40-man roster for the 2010 season...is signed to a one-year contract that runs through 2014.

2013: In his first full ML season, the 26-year-old slugger set career highs in nearly every offensive category and led the Astros in HR, RBI and walks (70)...hit more HRs than any Astros player since Lance Berkman hit 29 in 2008...finished tied for 11th in the AL in HRs and eighth in at-bats per HR (17.45)...led the club and ranked tied for fourth in MLB with three multi-HR games...recorded the first multi-HR game of his career on April 9 at SEA...the last Astro to record three multi-HR games in one season was Hunter Pence in 2008... is one of only four Astros all-time with 29+ HR in their first season with the club: also L. May (29 HR, 1972), M. Alou (38 HR, 1998) and C. Lee (32 HR, 2007)...was one of the top road hitters in the American League...

2014 HOUSTON ASTROS

ranked fourth in road RBI (57), fifth in road HR (19), sixth in road OPS (.925) and seventh in road SLG (.565)... had 24 RBI over his last 25 games away from Houston...his mark of 4.20 pitches per plate appearance set an Astros franchise record and ranked 9th in the AL...20 of his 29 homers came against right-handed pitchers...hit .328 and ranked sixth in the AL with a .623 SLG in Interleague games this year...feasted on NL Central pitching to the tune of a .353 average...ranked fifth in the Majors with a 1.086 OPS against the division (min. 60 PAs)...finished third on the club with 148 games played...started 54g at 1B, 46 at DH, 41 in LF and two in RF...per Elias, marks the first time in Astros history a player has started 40+ games at three different positions...the last MLB player to do so was B. Zobrist for TB in 2012 (59 in RF, 47 at SS, 46 at 2B)...according to PITCHf/x, saw a higher rate of sliders (23.3%) than any batter in the Major Leagues this season...on June 23 at CHC, became the first Astro to hit three doubles in one game since Mark Loretta on July 5, 2008 at ATL...according to Elias, on July 3 vs. TB became the sixth Astro ever to hit two HRs that either tied the game or put the team ahead while accounting for all of the team's runs in a victory...hit a game-tying solo HR in the 2nd and a go-ahead, three-run HR in the 7th in Houston's 4-1 win over the Rays...the others: Bagwell (5/16/94), Biggio (4/20/97), Berkman (8/17/07), Pence (8/17/10), Maxwell (8/4/12)...hit .256 with 10 HR, 30 RBI and a .526 SLG over his last 44 games of the season.

2012: Joined the A's at the end of June and batted .239 (52x218) with 16 home runs, 39 RBI and a .514 slugging percentage in 67 games with Oakland...was his third straight season where he saw time in the Majors...ranked eighth in the Majors and fourth in the American League in at-bats per home run (13.63 AB/HR) during his time with the Athletics (June 29-Oct. 1)...his 16 home runs tied for fourth most in Major League history by a player with fewer than 70 games played...they were second most by an Athletic to Jose Canseco, who hit 17 home runs in 65 games in 1989...added 12 doubles and more than half of his hits were for extra bases (28 of 52, 53.8%)...drew 39 walks, which ranked third among American League rookies...also ranked third among AL rookies in home runs and fifth in RBI, runs scored (38) and extra base hits (28)...38 of his walks came after the All-Star Break, which ranked ninth in the AL...had 24 of his 39 walks against lefties for a .404 on-base percentage...hit 11 of his 16 home runs on the road...started 51 games at first base, which tied for the team-lead, and also made eight starts at designated hitter...hit .300 (9x30) with two doubles, three home runs and six RBI as the DH...was 1-for-4 (.250) with a home run, four RBI and two walks as a pinch hitter...tied for sixth among AL pinch hitters in RBI...was recalled from Sacramento June 29 and homered in each of his first two games and three of his first four, including July 6 against Seattle when he hit the pinch-hit game-ending three-run home run in the 11th inning...became the first rookie in Athletics history with a pinch-hit "walk-off" home run...was the 10th player in Oakland history with a pinch-hit game-ending home run...was the first Athletic with a pinch-hit "walk-off" home run in extra innings since Paul Lehner on April 22, 1950 against Boston...homered in back-to-back games a second time July 14-15 at MIN, giving him a .346 batting average, 10 runs, five home runs and nine RBI in his first nine games...had a career-high tying six-game hitting streak from July 27-Aug. 1...went 7x22 (.318) with two home runs, five RBI and five walks during the streak...made just one error over his final 32 games at first...drove in a run in six consecutive games from Aug. 25-Sept. 1...homered four times over an eight-game span from Aug. 25-Sept. 3...was on the A's roster for the ALDS against Detroit but did not appear in a game...batted .279 with 12 home runs and 53 RBI in 72 games with Triple A Sacramento before his promotion to Oakland...hit .296 (58x196) with 10 of his 12 home runs against right-handed pitching...appeared exclusively at first base on defense where he played 47 games.

2011: Spent most of the season with Triple A Sacramento, making two stints in the Majors with Oakland... appeared in 11 games, including nine starts at first base with the A's...was recalled for the first time June 23 and made his first Major League appearance at first base that day at New York (NL)...was optioned to Sacramento July 15...returned to Oakland Sept. 17 following the conclusion of the River Cats season...batted .274 with 18 home runs and 72 RBI in 75 games with the River Cats...finished second on the club in RBI...added 18 doubles and two triples for a .530 slugging percentage...his 42 walks contributed to a .366 on-base percentage...also hit three home runs during a six-game rehab assignment with Class A Advanced Stockton...had 21 minor league home runs overall, marking his fifth consecutive season with 20 or more home runs...ranked third in the A's farm system in home runs, RBI (79) and slugging percentage (.544)...with Sacramento, hit .286 with 14 of his 18 home runs against right-handed pitching...hit .311 with runners in scoring position...appeared in 49 games at first base, seven in left field and three at third base.

2010: Made his Major League debut in 2010...went 13x38 (.342) with three home runs and seven RBI over his final 13 games in the Majors...hit .389 in Oakland...made 22 starts in left field and one at designated hitter...was recalled from Sacramento on Aug. 9 and made his ML debut that night at Seattle...started in left field and went 0x3 with two strikeouts...started each of his first six games with the A's in left field before he was optioned back to Sacramento on Aug. 16...returned to Oakland Sept. 14 following the conclusion of Sacramento's season...recorded his first career hit, a single off RHP Scott Linebrink to lead off the 7th inning on Sept. 20 against Chicago (AL)...hit safely in all six of his games in the Coliseum, including Sept. 22 against Chicago when he belted his first Major League home run, a solo shot off RHP Edwin Jackson in the 3rd inning...homered twice in the season-ending four-game series at Seattle, going 5 for 12 (.417) with five RBI and three walks...was named the A's No. 2 prospect by *Baseball America* following the

2014 HOUSTON ASTROS

season...was also tabbed as the 'Best Power Hitter' in the A's organization in the publication's 'Best Tools' survey...batted .258 with 31 home runs and 94 RBI in 125 games with Triple A Sacramento...was named to the Pacific Coast League Postseason All-Star Team as an outfielder after ranking fourth in the league in home runs and fifth in RBI, runs scored (92) and walks (73)...his 31 home runs tied for ninth in all of minor league baseball...was also named to the Topps Minor League Baseball Triple A All-Star Team...led the A's farm system in home runs and ranked second in RBI...led Sacramento in doubles (29), home runs, RBI and total bases (246)...hit .294 against left-handed pitching...appeared in 96 games at first base, 23 in left field and five in right field but made 19 of his last 24 appearances in left...reached base safely via hit or walk in 29 consecutive games from July 1-Aug. 1...batted .306 with nine home runs, 22 RBI and a .421 on-base percentage over that span...went on the Disabled List Aug. 28 with a sprained left thumb...missed the remainder of the regular season but was reinstated from the DL on Sept. 8...was ranked 28th on *Baseball America's* Top 100 Prospects List prior to the start of the season.

MINOR LEAGUES:

2009: Was named the A's Organizational Player of the Year for the second consecutive season after batting a combined .329 with 28 home runs and 115 RBI in 138 games with Double A Midland (125g) and Triple A Sacramento (13g)...was named the Texas League Player of the Year after hitting .337 with 24 home runs and 101 RBI in 125 games with Midland...led all of Minor League Baseball with 179 hits and tied for the lead with 310 total bases...was named to the *Baseball America's* Minor League All-Star Team and was also listed as the A's top prospect by the magazine following the season...also ranked second in the minors in RBI, tied for second in extra base hits (73), third in runs scored (115), tied for eighth in doubles (43) and tied for 10th in slugging (.570)...led the Texas League in runs (108), doubles (41), walks (82), on-base percentage (.435), slugging percentage (.576), extra base hits (67) and total bases (282), ranked second in batting, home runs and hits (165) and third in RBI...was named to the TL Midseason and Postseason All-Star Teams and the Topps Minor League Baseball Double A All-Star Team...batted .322 with 24 of his 28 home runs against right-handers...led TL first basemen with a .993 fielding percentage and 107 double plays in 105 games...including his time with Sacramento, he appeared in 112 games at first base, nine in left field, five in right field and one at third base...was named the 'Best Batting Prospect', 'Best Power Prospect' and No. 3 prospect overall in the Texas League by *Baseball America*...was ranked as the No. 76 prospect in baseball prior to the season...played for the United States team in the All-Star Futures game in St. Louis...had a 25-game hitting streak from July 17-Aug. 10...hit .474 (46x97) with 31 runs, 12 doubles, one triple, seven home runs (.835 slugging percentage) and 27 RBI during the streak...was named the Texas League Player of the Week three times over his final four weeks with Midland (July 27- Aug. 3, Aug. 3-10 and Aug. 17-24)...was promoted to Sacramento on Aug. 26...hit three home runs and drove in seven runs Aug. 31 at Reno...batted .296 (8x27) with four home runs and six RBI in seven postseason games...played for Guasave in the Mexican-Pacific Winter League...**2008:** Was named the A's Organizational Player of the Year and the Minor League Player of the Year by *Baseball America* after batting .259 with 39 home runs and 104 RBI in 137 games with Class A Advanced Stockton...his home runs tied for second most in all of minor league baseball...led all minor leaguers with 75 extra base hits and 288 total bases and tied for fourth in runs (101)...led the California League in games, runs, home runs, RBI, slugging percentage (.569), extra base hits and total bases...was voted California League Rookie of the Year and was named to the CL Postseason All-Star Team...was also named to *Baseball America's* High Class A All-Star Team...was named the A's No. 6 prospect by *Baseball America* following the season and was also tabbed as the A's 'Best Power Hitter'...appeared in 46 games at designated hitter, 41 at first base, 41 at third base and 14 in right field...received three CL Player of the Week honors (April 14-20, June 16-22, Aug. 4-10)...homered in four consecutive games from Aug. 7-10...hit .318 (14x44) with 11 runs, three doubles, five home runs, 18 RBI and nine walks (.431 OBP) in 12 postseason games to lead Stockton to the California League Championship...played for North Shore Honu in the Hawaii Winter Baseball League, posting a .386 on-base percentage in 23 games...**2007:** Spent the entire season at Class A Kannapolis in the Chicago White Sox organization and batted .291 with 25 home runs and 93 RBI in 126 games...was named to the South Atlantic League Postseason All-Star Team after finishing third in the league in home runs and tying for third in RBI...was also named a Low Class A All-Star by *Baseball America*...led Kannapolis in home runs, walks (67) and slugging percentage (.522) and tied for the team lead in runs (84) and RBI...batted .341 against left-handed pitching...hit safely in a season-best 16 consecutive games from April 28-May 14...batted .409 during the streak with five home runs and 15 RBI...was traded twice over a 12-day span in December...was dealt by Chicago (AL) to Arizona on Dec. 3 for OF Carlos Quentin and was one of six players the Diamondbacks sent to the A's on Dec. 14 in the Dan Haren trade...was rated by *Baseball America* as the No. 8 prospect in the Arizona organization before the trade and the No. 10 prospect in the A's system following the deal...**2006:** Began the season at Class A Kannapolis of the South Atlantic League and was sent to extended spring training on April 28...joined Rookie Level Great Falls when its season opened in June and hit .299 with 15 home runs and 59 RBI in 69 games...combined for a .273 batting average, 16 home runs and 64 RBI in 82 games overall...was named to the PL Postseason All-Star Team after leading the league in home runs and extra base hits (37) and tying for the lead in total bases (143)...was named a Rookie League All-Star by *Baseball America*...was named PL Player of the Week June 19-25 after batting .545 with three home runs and nine RBI in six

2014 HOUSTON ASTROS

games...was named the No. 10 prospect in the White Sox organization by *Baseball America* following the season....**2005:** Made his professional debut at Rookie Level Bristol and hit .283 with 10 home runs and 37 RBI in 65 games...appeared in 38 games at third base, 20 at first base and one at shortstop...hit his first professional home run on June 26 at Kingsport.

VERNON CHRISTOPHER CARTER

Year	Team	AVG	G	AB	R	H	2B	3B	HR	RBI	BB	SO	SB	CS	OBP	SLG	SF	SH	HB	E
2005	Bristol (R)	.283	65	233	33	66	17	0	10	37	17	64	2	1	.350	.485	2	2	8	16
2006	Kannapolis (A)	.130	13	46	4	6	3	0	1	5	5	17	0	0	.231	.261	0	0	1	4
	Great Falls (R)	.299	69	251	37	75	21	1	15	59	34	70	4	4	.398	.570	1	0	8	16
2007	Kannapolis (A)	.291	126	467	84	136	27	3	25	93	67	112	3	2	.383	.522	5	0	6	11
2008	Stockton (A)	.259	137	506	101	131	32	4	39	104	77	156	4	0	.361	.569	6	0	7	25
2009	Midland (AA)	.337	125	490	108	165	41	2	24	101	82	119	13	5	.435	.576	10	0	11	7
	Sacramento (AAA)	.259	13	54	7	14	2	0	4	14	3	14	0	1	.293	.519	1	0	0	1
2010	Sacramento (AAA)	.258	125	465	92	120	29	2	31	94	73	138	1	1	.365	.529	5	0	8	12
	OAKLAND	.186	24	70	8	13	1	0	3	7	7	21	1	0	.256	.329	1	0	0	2
2011	Sacramento (AAA)	.274	75	296	55	81	18	2	18	72	42	85	5	1	.366	.530	3	0	3	3
	Stockton (A)	.333	6	24	3	8	0	0	3	7	4	8	0	0	.429	.708	0	0	0	1
	OAKLAND	.136	15	44	2	6	0	0	0	0	2	20	0	0	.174	.136	0	0	0	1
2012	Sacramento (AAA)	.279	72	276	48	77	19	1	12	53	38	74	5	1	.367	.486	6	0	4	4
	OAKLAND	.239	67	218	38	52	12	0	16	39	39	83	0	0	.350	.514	3	0	0	6
2013	HOUSTON	.223	148	506	64	113	24	2	29	82	70	212	2	0	.320	.451	5	0	4	5
MINOR LEAGUE TOTALS		.283	826	3108	572	879	209	15	182	639	442	857	37	16	.378	.535	39	2	56	100
MAJOR LEAGUE TOTALS		.220	254	838	112	184	37	2	48	128	118	336	3	0	.316	.440	9	0	4	14

CARTER

CARTER CAREER TRANSACTIONS

- Selected by Chicago (AL) in the 15th round of the June 2005 draft.
- Acquired by Arizona in exchange for OF Carlos Quentin on Dec. 3, 2007.
- Acquired by Oakland from Arizona along with LHP Brett Anderson, OF Aaron Cunningham, LHP Dana Eveland, OF Carlos Gonzalez and LHP Greg Smith in exchange for RHP Dan Haren and RHP Connor Robertson on Dec. 14, 2007.
- Acquired by Houston from Oakland along with RHP Brad Peacock and C Max Stassi in exchange for IF Jed Lowrie and RHP Fernando Rodriguez on Feb. 4, 2013.

CARTER GAME HIGHS

Hits: 4 (2x) -- last, June 23, 2013 at Chicago (NL)
Home Runs: 2 (3x) -- last, Aug. 26, 2013 at Chicago (AL)
RBI: 5 -- Aug. 16, 2013 at Los Angeles (AL)
Stolen Bases: 1 (3x) -- last, Sept. 4, 2013 vs. Minnesota
Longest Hitting Streak: 6 (4x) - last, May 29-June 3, 2013
Career Grand Slams: none

LEADOFF HR

PINCH-HIT HR

WALK-OFF HR

No.	Date	Opp.	Pitcher	No.	Date	Opp.	Pitcher	No.	Date	Opp.	Pitcher
none				1	7/6/12	SEA	Delabar	1	7/6/12	SEA	Delabar

CARTER CAREER FIELDING

YEAR	POSITION	PCT.	G	PO	A	E	TC	DP
2013	First Base	.996	61	472	17	2	491	45
	Outfield	.953	51	61	0	3	64	0
TOTALS	First Base	.991	127	969	35	9	1013	79
	Outfield	.945	73	86	0	5	91	0

2014 HOUSTON ASTROS



JASON CASTRO

15

Bats/Throws: Left/Right

Born: 6/18/87 in Castro Valley, CA

Opening Day Age: 26

Contract Status: Signed through 2014

Acquired: Selected in the first round (10th overall) of the June 2008 draft.

Height/Weight: 6-3/216

Resides: Houston, TX

ML Service: 3.104

C

CAREER HIGHLIGHTS

- Was drafted by Houston with the 10th overall pick in the 2008 draft out of Stanford...has played in 274 games, including 225 starts at catcher, in his Major League career.
- Was an American League All-Star, a two-time AL Player of the Week and was named the Astros Team MVP by the Houston Chapter of the BBWAA in 2013...had one of the greatest offensive seasons by a catcher in Astros history, setting single-season club records by a catcher in doubles (35), homers (18), runs scored (63), extra-base hits (54), SLG (.485), multi-hit games (33) and OPS (.835)...became the second catcher in club history to be named an All-Star (also Biggio in 1990) and the third Astro in franchise history to earn multiple POTW awards in the same season (also, Lance Berkman in 2008 and Jeff Bagwell in 1994).
- Made his first career Opening Day start on April 6, 2012 vs. COL, going 0x2 with two walks...went on to play in 87 games for the Astros in 2012 after missing the entire 2011 season while recovering from a torn right ACL and a tear in his medial meniscus.
- Made his Major League debut on June 22, 2010, vs. SF, and ended up starting 57 games behind the plate for Houston that season...this capped off a successful year in the minor leagues, highlighted by a run of reaching base safely in 32 consecutive games from May 6-June 13, while at Triple A Round Rock.
- Earned his team's Defensive Player of the Month Award three times in his first seven months as a professional...won the award in April and May 2009 for Lancaster and in August of 2008 with Tri-City.
- Was ranked by *Baseball America* as the No. 1 prospect and the Best Defensive Catcher in the Houston system following the 2008 and 2009 seasons...tabbed by the publication as the No. 53 prospect in baseball after the 2008 season, and the No. 41 prospect in baseball after the 2009 season...ranked by *BA* as the top prospect in the New York-Penn League following the 2008 season.

★ NOTES

- After graduating from Castro Valley High School in California, was originally selected by Boston in the 43rd round of the 2005 draft...did not sign, opting to attend Stanford from 2006-08.
- In 2008, his junior year at Stanford, hit a team-leading .376 with 14 home runs and 73 RBI en route to being named to the All Pac-10 team...helped Stanford to the College World Series in 2008 and was named the Team's MVP...drafted by Houston with the 10th overall selection in the first round of the 2008 First-Year Player Draft...signed by Astros scout Joe Graham.
- Prior to drafting Castro, Houston had not selected a catcher in the top 10 in the draft since selecting Robbie Wine with the eighth overall pick in 1983.
- Graduated from Stanford this offseason with a degree in sociology with a concentration in business organizations...has taken classes at Stanford in each of the last two offseasons en route to finishing his degree.
- Given the Astros 2012 Darryl Kile "Good Guy" Award by the Houston Chapter of the BBWAA.
- Has been the club's player rep for the MLB Players Association in each of the last two seasons.
- **IN THE COMMUNITY:** In 2013, along with his wife Maris, began the charity program Castro's Kids, which donated over 17,000 books to the Houston Independent School District (HISD) last year.
- Was arbitration eligible for the first time in his career this offseason...agreed to terms on a one-year deal with Houston, avoiding the arbitration process, on Jan. 17, 2014.

2013: Was an American League All-Star, a two-time AL Player of the Week and was named the Astros Team MVP by the Houston Chapter of the BBWAA...had one of the greatest offensive seasons by a catcher in Astros history, setting single-season club records by a catcher in doubles (35), homers (18), runs scored (63), extra-base hits (54), SLG (.485), multi-hit games (33) and OPS (.835)...the previous doubles record was

2014 HOUSTON ASTROS

CASTRO

held by Brad Ausmus (25 in 1997) and the HR record was held by John Bateman (18 in 1966)...received his first All-Star nod this season, becoming the second catcher in club history to be named an All-Star (also Biggio in 1990)...became the first Astro since Lance Berkman in 2008 to win two Player of the Week awards in the same season...Bagwell is the only other Astros player to do so (three POW awards in 1994)...ranked tied for seventh in the AL in doubles thru Sept. 7 before missing the rest of the season with a right knee injury...hit the most doubles by an Astro since Carlos Lee in 2011 (28)...finished tied for first in the AL with seven multi-double games...prior to 2013, the last AL player with seven multi-double games was Robinson Cano in 2011...led AL catchers in slugging (min. 450 PAs) and finished second in OPS, third in runs and OBP, tied for third in doubles, fourth in homers and tied for sixth in hits...according to Baseball Reference, finished second among AL catchers in WAR (4.5) behind Joe Mauer (5.4)...set career highs in almost every offensive category after playing in a career-high 120 games...was placed on the 15-day DL on Sept. 17 due to right knee discomfort...had a cyst on his right knee drained on Sept. 3 and had a minor arthroscopic procedure done on Sept. 19...played his last game of the year on Sept. 7 and missed the final 20 games of the season...became the first Astro to receive AL Player of the Week honors when he hit .579 with three HR, five RBI and a .636 OBP for the week of May 20-26...the last Astros player to receive a weekly award was Hunter Pence, who won the NL Player of the Week award in 2010...the last Astros catcher to win a weekly award was Biggio in 1990...had a career-long, 12-game hitting streak from July 31-Aug. 14...marked the longest hitting streak by an Astros catcher since Tony Eusebio hit in 24 straight games from July 9-Aug. 28, 2000...his 445-ft. HR on Aug. 9 vs. TEX was the longest HR hit at MMP in 2013...received his second AL Player of the Week award on Aug. 26 after hitting .529 (9x17) with six extra-base hits (two doubles, one triple, three homers), five RBI and a 1.913 OPS (.619 OBP/1.294 SLG) for the week of Aug. 19-25...ranked third among AL players with a 1.067 OPS in August, trailing Miguel Cabrera (1.162) and Mike Trout (1.090)...from July 31 through the end of the season, hit .333 with eight doubles, six HR and 21 RBI in 29g...led the Majors with a 1.053 OPS over that span (min. 100 PA).

2012: After beginning the season with a .209 (18x86) average thru his first 26 games, rebounded to post a .281 (48x171) batting average with a .362 on-base percentage, six home runs and 21 RBI in his last 61 games (since May 21)...given the Astros' 2012 Darryl Kile "Good Guy" Award by the Houston Chapter of the BBWAA...collected four of his six homers in his last seven games of the season...led the club's catching corps with a 4.34 catcher's ERA (312ER/646.2IP) in his 79 games (73 starts) behind the dish...caught 12 of 69 attempting base stealers on the season...against right-handed pitching, hit .286 (58x203) with 13 doubles, six homers and an .831 OPS (.373 OBP/.458 SLG)...after sitting out the entire 2011 season with a right knee injury, spent five of the season's six months on the active roster...was on the DL from July 15-Aug. 13 with a right knee effusion...returned to game action in Spring Training and led the club in hitting during the Spring with a .364 mark...made his first career Opening Day start on April 6 vs. COL, going 0x2 with two walks...hit over .300 in both June (.302, .367 OBP) and August (.306, .359 OBP)...had his first multi-homer game on Sept. 28 at MIL, the first multi-homer game by an Astros catcher since J.R. Towles hit two on Sept. 29, 2009, at PHI...combined to hit .556 (10x18) with three doubles, one home run and two RBI in his seven injury rehab games with Triple A OKC (4g) and Double A CC (3g).

2011: Missed the entire 2011 regular season while recovering from a right knee injury...sustained the injury while trying to avoid a tag at first base on March 2 at DET (Lakeland), in the club's third game of Spring Training...underwent surgery on March 4 at The Methodist Hospital in Houston, which repaired a large tear of the medial meniscus and reconstructed his anterior cruciate ligament (ACL)...spent his season rehabbing before returning to baseball activities in Sept...participated in the Astros Instructional League in Oct. before joining the Arizona Fall League...played in 12 games for the league-champion Salt River Rafters, hitting .289 (11x38) with one double, four RBI and a .404 on-base percentage...caught two-to-three times a week in the AFL...finished his year hitting safely in five of his last six games (.400, 8x20).

2010: In his first big league season and second full professional season, hit .205 (40x195) with eight doubles, one triple, two homers and eight RBI...started 57 games at catcher for Houston and committed only two errors in his 67 overall games at the position...threw out 17 of 48 attempted base stealers (35.4%)...his 67 games at catcher are the most by an Astros rookie since Mitch Meluskey caught 103 in 2000...hit .242 (16x66) in his final 23 games of the season after Aug. 26...posted a career-long, five-game hitting streak from July 28-Aug. 6, during which he hit .350 (7x20) with a triple, RBI and three walks...collected his first Major League hit in his first ML plate appearance on June 22 with his third-inning single off RHP Tim Lincecum...became the first Astro to record his first MLB hit in his first MLB plate appearance since Tommy Manzella did so on Sept. 11, 2009, vs. PIT as a pinch-hitter...also threw out two base stealers in his MLB debut...had his contract purchased from Triple A on June 22...hit .265 (36x211) with four homers, 26 RBI and a .365 OBP in 57 games at Triple A...after a .226 average with no homers in April at Triple A, posted a .278 average (44x158) with four homers and 20 RBI in 41 games from May 1-June 19...reached base safely via hit or walk in 32 consecutive games from May 6-June 13...spent most of Spring Training with the Astros as a non-roster invitee...hit .313 (10x32) with two RBI and a .378 OBP in 16 games in the Spring...was the youngest player invited to Major League Spring Training in both 2009 and 2010...at 22-years-old entering 2010 Spring Training, was one month younger than the second-youngest player, RHP Henry Villar

2014 HOUSTON ASTROS

(born May 24, 1987).

MINOR LEAGUES:

2009: Played for seven different teams during the 2009 calendar year, including the 2009 Spring Training Astros, Class A Advanced Lancaster, Double A Corpus Christi, the US squad in the XM All-Star Futures game, the US team in the IBAF World Cup, the Peoria Saguaros in the Arizona Fall League and the West squad in the AFL Rising Stars game...combined to hit .300 (134x446) with 10 home runs and 73 RBI in 109 games between Class A Lancaster and Double A Corpus Christi...played 101 games behind the plate, posting a .977 fielding percentage (14E/677TC)...caught 49 of 109 attempting base-stealers (45%)...began the season as a non-roster invitee to Astros Spring Training and appeared in five games, recording two hits in eight at-bats (.250)...was the youngest player invited to Spring Training at the age of 21...was re-assigned to minor league camp on March 10...began his regular season at Lancaster, where he hit .309 (64x207) with seven homers and 44 RBI...earned the JetHawks Defensive Player of the Month honors for April and May...earned a promotion to Corpus Christi in early June and made his debut with the Hooks on June 10...invited to play in the All-Star Futures Game held in St. Louis on July 12...hit a three-run home run in the fifth inning for the U.S. Futures off of Blue Jays left-handed pitching prospect Luis Perez...also threw out a runner attempting to steal in the top half of that inning...returned to the Hooks and finished the season hitting .293 (70x239) with three homers and 29 RBI...following the season, was one of two catchers selected to represent the United States in the 2009 IBAF World Cup, where the US captured the gold medal after going 14-1 in pool play...after the international tournament, Castro returned to the states and was assigned to the Peoria Saguaros of the Arizona Fall League...played his final game of the season on Nov. 5, as the starting catcher of the West squad in the Rising Stars Game of the AFL...**2008:** In his first professional season with Class A Short Season Tri-City, hit .275 (38x138) with two home runs and 12 RBI in 39 games...made his professional debut on July 14...the following month, his first full month as a professional, Castro earned Tri-City's Defensive Player of the Month for August...caught a total of 27 games and was a DH for his 12 other appearances on the season...played in the Hawaiian Winter League following the season, and earned Postseason All-Star honors after hitting .333 (36x78) with two home runs and 13 RBI in 23 games for the North Shore Honu.

PERSONAL:

Jason and his wife Maris split their time between residences in San Francisco, CA, and in Houston, TX.

JASON MICHAEL CASTRO																				
Year	Team	AVG	G	AB	R	H	2B	3B	HR	RBI	BB	SO	SB	CS	OBP	SLG	SF	SH	HB	E
2008	Tri-County (A)	.275	39	138	10	38	9	0	2	12	22	32	0	2	.383	.384	0	0	2	4
2009	Lancaster (A)	.309	56	207	27	64	20	1	7	44	30	41	1	1	.399	.517	3	0	3	5
	Corpus Christi (AA)	.293	63	239	38	70	11	1	3	29	25	35	2	1	.362	.385	2	0	2	9
2010	Round Rock (AAA)	.265	57	211	31	56	7	0	4	26	32	34	1	1	.365	.355	0	0	1	2
	HOUSTON	.205	67	195	26	40	8	1	2	8	22	41	0	0	.286	.287	0	0	0	2
2011							--Injured; Did not play--													
2012	HOUSTON	.257	87	257	29	66	15	2	6	29	31	61	0	0	.334	.401	4	2	1	6
	Corpus Christi (AA)#	.800	3	5	1	4	2	0	0	0	2	0	0	0	.857	1.200	0	0	0	0
	Oklahoma City (AAA)#	.462	4	13	1	6	1	0	1	2	2	1	0	0	.533	.769	0	0	0	0
2013	HOUSTON	.276	120	435	63	120	35	1	18	56	50	130	2	1	.350	.485	4	0	2	5
MINOR LEAGUE TOTALS		.293	222	813	108	238	50	2	17	113	113	143	4	5	.382	.422	5	0	8	20
MAJOR LEAGUE TOTALS		.255	274	887	118	226	58	4	26	93	103	232	2	1	.332	.417	8	2	3	13
#Rehab Assignment																				

CASTRO CAREER TRANSACTIONS

- Selected by Houston in the first round (10th overall) of the June 2008 draft.
- On Disabled List, March 22-Oct. 31, 2011 (right knee surgery).
- On Disabled List, July 15-Aug. 13, 2012 (right knee effusion).
- On Disabled List, Sept. 17-Oct. 1, 2013 (cyst on right knee).

CASTRO GAME HIGHS

Hits: 4 – May 26, 2013 vs. Oakland
Home Runs: 2 (3x) – last, Aug. 24, 2013 vs. Toronto
RBI: 4 – July 31, 2013 at Baltimore
Stolen Bases: 1 (2x) – last, June 1, 2013 at Los Angeles (AL)
Longest Hitting Streak: 12 – July 31–Aug. 14, 2013
Career Grand Slams (1): July 31, 2013 at Baltimore (Miguel Gonzalez)

2014 HOUSTON ASTROS

LEADOFF HR

PINCH-HIT HR

WALK-OFF HR

No. Date Opp. Pitcher
none

No. Date Opp. Pitcher
none

No. Date Opp. Pitcher
none

CASTRO CAREER FIELDING

YEAR	POSITION	PCT	G	PO	A	E	TC	DP	SB	CS	PB
2013	Catcher	.993	98	630	44	5	679	6	58	17	10
TOTALS	Catcher	.993	244	1604	118	13	1735	18	146	46	25



ADRON CHAMBERS 1

Bats/Throws: Left/Right

Born: 10/8/86 in Pensacola, FL

Opening Day Age: 27

Contract Status: Signed through 2014

Acquired: Signed to a minor league on Jan. 14, 2014.

Height/Weight: 5-10/200

Resides: Pensacola, FL

ML Service: 0.134

NON-ROSTER INVITEE

OF

CAREER HIGHLIGHTS

- Versatile outfielder has appeared in 84 Major League games in his career, all coming with the Cardinals from 2011-13...has appeared in 27 games in left field, and 15 in center field and right field...has nine Major League starts.
- Recorded his only career walk-off hit on Aug. 13, 2013 vs. PIT with a 14th inning single off Jared Hughes.
- Played in a career-high 41 Major League games for the Cardinals in 2012 across two big league stints...despite playing the majority of his season at Triple A Memphis was added to the team's postseason roster for all rounds (Wild Card, Division Series, LCS).
- Recalled for the first time in his Major League career on Sept. 6, 2012 and made his Major League debut as a pinch-runner that night vs. MIL...played in 18 games with St. Louis in 2012, batting .375 (3x8)...his first Major League hit was the game-winning single off Michael Schwimer in the 11th inning on Sept. 16 at PHI...made appearances in 10 postseason games in 2012, five in both the NLDS and NLCS...was 1x3 with two RBI as a pinch-hitter and scored a run as a pinch-runner...was activated for Game 7 of the World Series but did not play.
- Was a Texas League All-Star in 2010 while playing for Double A Springfield...hit .282 (71x252) with nine doubles, five triples, five home runs and 27 RBI in the first half of play before being promoted to Triple A following the All-Star Game.
- In 2009, his third season as a professional, led all of professional baseball (minors and majors) with 16 triples, becoming the first Cardinals minor leaguer since Ray Lankford (1988) to hit 16 triples in a season.

NOTES

- First name is pronounced: Ay-dron.
- Graduated from Pensacola (Fla.) High School in 2005, where he was primarily a football star...played quarterback and was the Pensacola News-Journal All-Area Offensive Player of the Year producing 2,800 yards of total offense and scoring 25 touchdowns.
- Went on to attend Mississippi State on a football scholarship as a defensive back...played in five games as a freshman in 2006 and recorded one interception.
- Transferred to Pensacola State College (JC) to resume his baseball career in 2007...hit .358 with 16 stolen bases before being drafted that season by St. Louis in the 38th round of the June 2007 draft.
- Signed by Houston to a minor league contract with an invite to Major League Spring Training on Jan. 17, 2014.

2013: Spent most of the season at Triple A Memphis with two stints with St. Louis...recalled from Aug. 1-15 and again on Sept. 1 as a September call-up...appeared in 25 games, and was 4x25 at the plate...all four of his hits came vs. NL Central opponents...went 1x11 with two walks as a pinch-hitter...hit the game-ending RBI single on Aug. 13 vs. PIT, scoring Jon Jay with one out in the 14th...batted .252 with eight HR, 43 RBI &

2014 HOUSTON ASTROS

16 SB at Triple A Memphis...tallied 22 multi-hit games...had a hot July, batting .354 (29x82) with four HR and 16 RBI.

2012: Spent most of the season at Triple A Memphis and had two stints with St. Louis...first recalled to St. Louis from May 18-June 21...made his first career start on May 22 vs. SD...recalled for a second time on Sept. 4 and stayed with St. Louis until the end of the season...had a season high hit-streak of three games from June 3-5 (4x9, .444, 3B, 3RBI)...made eight starts for St. Louis, six in CF and one each in LF and RF...went 2x13 for STL as a pinch hitter...had his first career MLB stolen base on Sept. 22 at CHC as a pinch runner in the 9th...also stole a base in his start on Oct. 3 vs. CIN...despite spending most of the year again at Triple A, for a second time was added to the team's postseason roster for all rounds...pinch ran and scored in the Wild Card game vs. ATL...pinch ran in three games of the Division Series vs. WSH, scoring the tying run in the decisive Game 5 in the top of the 9th...appeared in four games of the League Championship Series against San Francisco, twice in the OF (3.0 inn.) and was 0x2 at the plate with a walk...at Memphis batted .319 with three HR and 44 RBI in 96 games...had 30 multi-hit games, batted .413 with RISP and tied for Memphis' team lead with 51 walks...his 114 hits ranked third on the team...hit .306 vs. LHP and .324 vs. RHP while at Memphis...hit over .300 in May (.327), July (.349) and Aug. (.321).

2011: Spent majority of the season at Triple A Memphis as the everyday center fielder...recalled on Sept. 6 and made his Major League debut as a pinch-runner in the 8th inning that night vs. MIL...played 18 games with St. Louis, batting .375 (3x8) with two runs scored and four RBI...first Major League hit was the game-winning single off Michael Schwimer in the 11th inning on Sept. 16 at PHI following an intentional walk to Albert Pujols, after he entered in the 9th as a pinch-runner and remained in the game playing both LF and CF...hit a bases-loaded pinch-hit triple on Sept. 20 vs. NYM...was 2x5 (.400) with three RBI as a pinch-hitter...was 2x2 with four RBI when preceded by an intentional walk...pinch-ran for Molina in the 9th on Sept. 24 vs. CHC and scored the winning run in walk-off fashion on a wild pitch...made appearances in 10 postseason games, five in both the NLDS and NLCS...was 1x3 with two RBI as a pinch-hitter and scored a run as a pinch-runner...singled in his first postseason at-bat with an RBI pinch-hit single in the 9th inning of Game 1 of the NLDS at PHI...hit a sacrifice fly as a pinch-hitter in Game 6 of the NLCS on Oct. 16 vs. MIL scoring David Freese...was added to the World Series roster for Game 7 after a hand injury to OF Matt Holliday...appeared in 128 games at Memphis, batting .277 (118x426) with five triples and career highs of 10 HR and 19 doubles...batted from the leadoff spot in the majority of his games at Triple A (.44 GS, .256 (46x180, 21 walks)...led Memphis with 22 stolen bases...named the Cardinals Minor League Player of the Month for the month of June after batting .333 (28x84) with six HR, 16 RBI and 16 runs scored...had two multi-HR games on June 1 vs. Albuquerque and again on June 21 at Iowa, the only two multi-HR games of his career.

MINOR LEAGUES:

2010: Played in 112 games between Double A Springfield and Triple A Memphis...batted .290 in Memphis and .282 in Springfield...posted a team best .452 BA (14x31) in Memphis during the month of August...hit .310 (22x71) with runners in scoring position with 28 RBI and recorded 25 multi-hit games for his entire season...ranked tied for 10th among Cardinals minor leaguers with 14 SB and tied for fourth with four triples...batted .328 (22x67, 2 HR, 13 RBI) in Springfield in June prompting a promotion to Memphis following the Triple A All-Star break, where he started with a six-game hitting streak...his eight OF assists in Springfield ranked tied for 10th in the Texas League...selected to the Texas League All-Star Team and went 0x2 as a pinch-hitter and defensive replacement in center field...played in 18 games for Surprise of the Arizona Fall League...batted .333 with one HR, 10 RBI and was a perfect 10-for-10 in stolen bases ranking second in the league...hit safely in 14-of-18 games...**2009:** Led all of professional baseball (minors and Majors) with 16 triples, becoming the first Cardinals minor leaguer since Ray Lankford (1988) to hit 16 triples in a season...named the Florida State League Player of the Week from June 15-21, batting .500 (9x18) with five RBI and all multi-hit games...finished fifth in the FSL in OBP (.370) and 11th in batting (.283)...ranked sixth among Cardinals minor leaguers in runs (66) and hits (127)...registered 41 multi-hit games including a streak of seven consecutive multi-hit games from June 15-24, batting .533 (16x30) with a home run and seven RBI during that span...played in 122 games at Palm Beach, sixth most in franchise history and led team with 47 walks...tallied 41 multi-hit games...tied for fourth in the FSL with 11 outfield assists...**2008:** Played all three outfield positions through 95 games at Class A Quad Cities in 2008, the second-most games played on the squad...led the team with seven triples and 10 HBP, while ranking second with 56 runs, 13 stolen bases and 33 walks...recorded eight outfield assists...**2007:** Drafted in the 38th round, which fell on day two of the draft (June 8)...signed with St. Louis on June 12...made his professional debut for rookie level Johnson City, playing 36 games...recorded his first pro hit, going 2x4 with three RBI and a stolen base vs. Bluefield on July 10.

2014 HOUSTON ASTROS

ADRON LAMAR CHAMBERS

Year	Team	AVG	G	AB	R	H	2B	3B	HR	RBI	BB	SO	SB	CS	OBP	SLG	SF	SH	HB	E
2007	Johnson City (R)	.279	36	111	16	31	7	1	0	10	10	21	6	5	.362	.360	1	2	5	4
2008	Quad Cities (A)	.238	95	336	56	80	13	7	3	25	33	66	13	8	.322	.345	3	2	10	5
2009	Palm Beach (A)	.283	122	448	66	127	17	16	1	46	47	96	21	12	.370	.400	2	4	16	6
2010	Springfield (AA)	.282	75	252	52	71	9	5	5	27	31	50	8	4	.376	.417	0	2	7	4
	Memphis (AAA)	.290	37	69	11	20	0	1	1	8	9	18	6	1	.390	.362	1	1	3	1
2011	Memphis (AAA)	.277	128	426	73	118	19	5	10	44	53	90	22	13	.368	.415	3	9	10	4
	ST. LOUIS	.375	18	8	2	3	0	1	0	4	0	1	0	0	.375	.625	0	0	0	1
2012	Memphis (AAA)	.319	96	357	60	114	17	2	3	44	51	80	13	4	.405	.403	5	2	4	5
	ST. LOUIS	.222	41	54	4	12	0	2	0	4	5	18	2	1	.300	.296	0	2	1	0
2013	Memphis (AAA)	.252	101	333	51	84	13	4	8	43	39	75	16	2	.338	.387	6	8	7	4
	ST. LOUIS	.154	25	26	5	4	1	0	0	1	3	11	0	1	.241	.192	0	0	0	1
MINOR LEAGUE TOTALS		.277	690	2332	385	645	95	41	31	247	273	496	105	49	.365	.392	21	30	62	33
MAJOR LEAGUE TOTALS		.216	84	88	11	19	1	3	0	9	8	30	2	2	.289	.295	0	2	1	2

WILD CARD GAME RECORD

Year	Team/Opp.	AVG	G	AB	R	H	2B	3B	HR	RBI	BB	SO	SB	CS	OBP	SLG	SF	SH	HB	E
2012	STL/ATL	-	1	0	1	0	0	0	0	0	0	0	0	0	-	-	0	0	0	0

DIVISION SERIES RECORD

Year	Team/Opp.	AVG	G	AB	R	H	2B	3B	HR	RBI	BB	SO	SB	CS	OBP	SLG	SF	SH	HB	E
2011	STL/PHI	.500	5	2	1	1	0	0	0	1	0	1	0	0	.500	.500	0	0	0	0
2012	STL/WSH	.2	0	1	0	0	0	0	0	0	0	0	0	0	-	-	0	0	0	0
2013	STL/PIT	.000	1	1	0	0	0	0	0	0	0	0	0	0	.000	.000	0	0	0	0
TOTALS		.333	8	3	2	1	0	0	0	1	0	1	0	0	.333	.333	0	0	0	0

LEAGUE CHAMPIONSHIP SERIES RECORD

Year	Team/Opp.	AVG	G	AB	R	H	2B	3B	HR	RBI	BB	SO	SB	CS	OBP	SLG	SF	SH	HB	E
2011	STL/MIL	.000	5	3	1	0	0	0	0	1	0	3	0	0	.000	.000	1	0	0	0
2012	STL/SF	.000	4	2	0	0	0	0	0	0	1	0	0	0	.333	.000	0	0	0	0
2013	STL/LAD	.000	4	4	0	0	0	0	0	0	0	3	0	0	.000	.000	0	0	0	0
TOTALS		.000	13	9	1	0	0	0	0	1	1	6	0	0	.091	.000	1	0	0	0

CHAMBERS CAREER TRANSACTIONS

- Selected by St. Louis in the 38th round of the June 2007 draft.
- Signed by Houston as a minor league free agent on Jan. 14, 2014.

CHAMBERS GAME HIGHS

Hits: 2 (2x) -- last, June 17, 2012 vs. Kansas City
 Home Runs: none
 RBI: 3 -- Sept. 20, 2011 vs. New York (NL)
 Stolen Bases: 1 (2x) -- last, Oct. 3, 2012 vs. Cincinnati
 Longest Hitting Streak: 3 (2x) - last, June 16-Sept. 5, 2012
 Career Grand Slams: none

LEADOFF HR

PINCH-HIT HR

WALK-OFF HR

No. Date Opp. Pitcher
 none

No. Date Opp. Pitcher
 none

No. Date Opp. Pitcher
 none

CHAMBERS CAREER FIELDING

YEAR	POSITION	PCT.	G	PO	A	E	TC	DP
2013	Outfield	.875	14	7	0	1	8	0
TOTALS	Outfield	.959	51	46	1	2	49	0

2014 HOUSTON ASTROS



KEVIN CHAPMAN

66

Bats/Throws: Left/Left

Born: 2/19/88 in Coral Springs, FL

Opening Day Age: 26

Contract Status: Signed through 2014

Acquired: From Kansas City along with a PTBNL (OF D'Andre Toney) in exchange for OF Jason Bourgeois and C Humberto Quintero on Mar. 20, 2012.

Height/Weight: 6-3/226

Resides: Margate, FL

ML Service: 0.052

LHP

CAREER HIGHLIGHTS

- Has played in just four professional seasons with the Kansas City (2010-11) and Houston organizations...has posted strong strikeout numbers over his four seasons, collecting 15 in 20.1 Major League innings and 230 in his 188.2 minor league innings.
- Has allowed just six hits to lefties in his brief MLB career (6x36, .167)...against all opponents, allowed a .183 (13x71) batting average, which ranked ninth in the AL after his MLB recall on Aug. 9, 2013 (min. 70 ABs).
- Made his MLB debut on Aug. 9, 2013 vs. TEX and went on to set a franchise record by not allowing an earned run in his first 13 Major League appearances to begin his career (9.2IP) from Aug. 9-Sept. 2...LHP Tom Martin, who used to own the record, made 12 straight scoreless appearances to start his career from April 2-May 5, 1997.
- In his first year in the Astros organization, pitched in 49 games with the Double A Corpus Christi Hooks in 2012...named a Texas League Midseason All-Star and went 6-3 with a 2.64 ERA (17ER/58IP) and 59 strikeouts on the season.
- Heading into 2013, was ranked by *Baseball America* as the No. 30 prospect in the Astros organization...while in the Royals system, was rated by *BA* as having the Best Slider in the Kansas City system and the club's No. 18 prospect after the 2011 season.

★ NOTES

- Graduated from Westminster Academy in Ft. Lauderdale, FL in 2006, where he earned Louisville Slugger All-American status (2005) as he went 8-2 with a 0.89 ERA...named Louisville Slugger Preseason All-American as a senior, but was limited due to an injury...selected by Detroit in the 42nd round in 2006, but did not sign.
- Attended the University of Florida from 2007-2010...went 3-0 with a 1.64 ERA and 11 saves in 2010, helping the SEC-champion Gators reach the College World Series...named first-team All-SEC and third-team All-American (NCBWA).
- Selected in the fourth round of the June 2010 draft by Kansas City...signed by Royals scout Colin Gonzales.
- Added to the Astros 40-man roster on Aug. 9, 2013...is currently signed to a one-year contract that runs through the 2014 season.

2013: Rookie reliever impressed after being selected from Triple A OKC on Aug. 9...set a franchise record by not allowing an earned run in his first 13 Major League appearances to begin his career (9.2IP) from Aug. 9-Sept. 2...LHP Tom Martin, who used to own the record, made 12 straight scoreless appearances to start his career from April 2-May 5, 1997...was one of two MLB pitchers this season to begin their career with 13+ appearances without allowing an earned run (also, RHP Caleb Thielbar with MIN, 17g)...did not allow a run in his final seven outings (6IP) of the season...did not allow a run in 12 road apps. (9.1 IP)...allowed just six hits to LHH's in his brief MLB career (6x36, .167)...against all opponents, ranked ninth in the AL with a .183 (13x71) opponent's batting average (min. 70 ABs) after his recall...stranded 16 of 19 inherited runners this season...after Aug. 9, ranked sixth among AL lefties with 19 total inherited runners...began the year as a NRI at Astros Spring Training and made six apps. (8ER/71P) before being assigned to Triple A OKC...officially selected from OKC on Aug. 9...spent the remainder of the season in the Astros bullpen...after his selection, was a workhorse in the Astros bullpen...on four occasions he pitched on back to back days...additionally, he pitched on three consecutive days on three separate occasions...made his MLB debut on Aug. 9 vs. TEX, striking out the only hitter he faced (Pierzynski) with two runners on base...earned his first MLB win on Sept. 9 at SEA (0ER/11P) and recorded his first MLB save on Aug. 18 at LAA by inducing a double play grounder to end the Astros 7-5 win...went 1-2 with two saves, 61 strikeouts and a 3.20 ERA (18ER/50.2IP) and led the RedHawks with 45 appearances...held Triple A left-handed hitters to a .193 (16x83) average with just one extra-base hit (HR) and held all hitters to a .223 (42x188) mark.

2014 HOUSTON ASTROS

MINOR LEAGUES:

2012: Posted a 6-3 record and a 2.64 ERA (17ER/58IP) in 49 games for Double A Corpus Christi...acquired from Kansas City along with a PTBNL (OF D'Andre Toney) in exchange for C Humberto Quintero and OF Jason Bourgeois on Mar. 20, 2012...tallied 59 strikeouts in 58.0 innings...was undefeated at home, going 5-0 with a 1.53 ERA (5ER/29.1IP), and in his last 10 games with the Hooks gave up only two walks as opposed to 10 strikeouts...led all Texas League pitchers who did not make a start with six wins...had the fourth-lowest opponents on-base average among TL relievers...ranked 11th in the league in ERA among relievers (min. 40 innings pitched)...proven under pressure, allowed only 10 hits in 57 at-bats with runners in scoring position...named Corpus Christi's Pitcher of the Month for April and was a 2012 Texas League Midseason All-Star...tabbed by *Baseball America* as the No. 30 prospect in the Astros system following the season...**2011:** Posted a combined 1-4 record with a 4.94 ERA (34ER/62IP) in 40 games between Double A Northwest Arkansas (25g) and Class A Advanced Wilmington (15g)...recorded a total of 10 saves and tallied 90 strikeouts...ranked by *Baseball America* as the No. 18 prospect with the 'Best Slider' in the Kansas City system following the season...was tied for 10th in the Carolina League in saves...**2010:** Went 1-1 with a 5.50 ERA (11ER/18IP) in 14 games, posting one save and 20 strikeouts with Class A Advanced Wilmington in what was his first professional season.

CHAPMAN

KEVIN ALLEN CHAPMAN

Year	Team	W	L	ERA	G	GS	CG	SHO	SV	IP	H	R	ER	HR	HB	BB	SO	WP	BK	AVG
2010	Wilmington (A)	1	1	5.50	14	0	0	0	1	18.0	20	13	11	1	1	8	20	1	0	.267
2011	Wilmington (A)	0	2	4.84	15	0	0	0	7	22.1	24	14	12	1	0	7	40	2	0	.264
	Northwest Arkansas (AA)	1	2	4.99	25	0	0	0	3	39.2	37	25	22	5	2	21	50	1	0	.255
2012	Corpus Christi (AA)	6	3	2.64	49	0	0	0	2	58.0	49	19	17	2	1	32	59	2	0	.226
2013	Oklahoma City (AAA)	1	2	3.20	45	0	0	0	2	50.2	42	23	18	2	1	36	61	2	0	.223
	HOUSTON	1	1	1.77	25	0	0	0	1	20.1	13	6	4	1	1	13	15	3	0	.183
	MINOR LEAGUE TOTALS	9	10	3.82	148	0	0	0	15	188.2	172	94	80	11	5	104	230	8	0	.240
	MAJOR LEAGUE TOTALS	1	1	1.77	25	0	0	0	1	20.1	13	6	4	1	1	13	15	3	0	.183

CHAPMAN CAREER TRANSACTIONS

- Selected by Kansas City in the fourth round of the June 2010 draft.
- Acquired by Houston from Kansas City along with a PTBNL (OF D'Andre Toney) in exchange for OF Jason Bourgeois and C Humberto Quintero on Mar. 20, 2012.

CHAPMAN CAREER HIGHS

Longest Winning Streak: 1 – Sept. 9, 2013
Longest Losing Streak: 1 – Sept. 3, 2013
Strikeouts: 3 (2x) – last, Sept. 19, 2013 at Cleveland
Walks: 2 (3x) – last, Sept. 13, 2013 at Los Angeles (AL)
Innings (starter): none
Innings (relief): 2.1 – Aug. 29, 2013 vs. Seattle
Low-Hit Game (CG): none

2014 HOUSTON ASTROS



JOSE CISNERO

68

Bats/Throws: Right/Right

Born: 4/11/89 in Bajos de Haina, DR

Opening Day Age: 24

Contract Status: Signed through 2014

Acquired: Signed as a non-drafted free agent on Dec. 6, 2007.

Height/Weight: 6-3/246

Resides: San Francisco de Macoris, DR

ML Service: 0.107

RHP

CAREER HIGHLIGHTS

- Enters his seventh professional campaign after signing out of the Astros Dominican Academy in 2008.
- Made his Major League debut on April 22, 2013 vs. Seattle and tossed 3.2 scoreless innings...would appear in 28 games in his rookie season of 2013... had a 10-game run from May 18-June 26, during which he did not allow an earned run (19.1IP).
- In parts of six minor league seasons in the Astros system, has gone 34-30 with a 4.39 ERA (247ER/507IP) in 116 career games (101 starts)... has fanned over a batter per inning (548K/507IP).
- Spent the majority of the 2012 season at Double A Corpus Christi, where he earned Texas League Midseason All-Star honors and was named the league's Pitcher of the Week on June 4 and July 23...led the Texas League in strikeouts per nine innings (9.61) and complete games.
- His 148 strikeouts in 2012 ranked second among Astros minor leaguers, while his 152 punchouts in 2011 led the entire Astros minor league system.
- Was ranked by *Baseball America* as the No. 15 prospect in the Astros organization for the 2013 season...this was up from his 2012 ranking as the club's No. 26 prospect.



NOTES

- Dominican native was signed by the Astros as an 18-year-old, non-drafted free agent on Dec. 6, 2007...signed by Astros scouts Felix Francisco and Andres Lopez.
- Was added to the Astros 40-man roster for the first time in his career on Nov. 20, 2012... the 2014 season will be his seventh with the organization.
- Is signed to a one-year contract that runs through the 2014 season.

2013: Rookie reliever spent over three months in the Major Leagues from April 22-Aug. 6, the first Major League action of his career...went to Major League Spring Training for the first time in his career and made two appearances (2ER/2.2IP) before being reassigned to minor league camp on March 12...broke camp as a piggy-back starter with Triple A Oklahoma City and made three appearances, going 1-1 with a 9.35 ERA (9ER/8.2IP)...fared much better in his relief appearances, posting a 1.50 ERA (1ER/6IP)...recalled by Houston on April 22 and would go on to post a 2-2 record and a 4.12 ERA (20ER/43.2IP) across 28 appearances for the Astros before being optioned back to OKC on Aug. 6...worked in long relief for Houston thru his first 11 appearances with 10 of those 11 being 2.0+ innings (thru June 6)...made his MLB debut on April 22 vs. Seattle and tossed 3.2 scoreless innings...had great success as a long reliever (1-0, 2.67 ERA, 8ER/27IP) and eventually worked his way into setup situations...from June 14 to the date of his option made 17 appearances with a 6.48 ERA (12ER/16.2IP) with only three of those 17 apps. being longer than 1.0 inning...pitched in 10 consecutive games, from May 18-June 26, without allowing an earned run (19.1IP)...after his option, made nine appearances at OKC, posting an 8.00 ERA (8ER/9IP)...pitched for the Gigantes del Cibao in the Dominican Winter League and made six appearances, posting a 4.91 ERA (2ER/3.2IP).

MINOR LEAGUES:

2012: Went 13-7 with a 3.70 ERA (61ER/148.1IP) and 148 strikeouts in 28 combined starts between Triple A Oklahoma City (8g) and Double A Corpus Christi (20g) in 2012...was added to the Astros 40-man roster for the first time in his career on Nov. 20...his 148 strikeouts in 2012 ranked second among Astros minor leaguers...allowed just eight homers in his 148.1 innings, good for a mark of 0.54 home runs per nine innings...spent the majority of the season at Double A Corpus Christi, where he went 9-6 with a 3.40 ERA (41ER/108.2IP), two complete games, one shutout and 116 strikeouts...earned Texas League Midseason All-Star honors and was named the league's Pitcher of the Week on June 4 and July 23...led the Texas League in strikeouts per nine innings (9.61) and complete games, and ranked tied for second in the league in opponents batting average (.227) and punchouts (116) in 2012...at the time of his promotion to Triple A OKC on July 26, was leading the league in strikeouts and ranked second in wins...was the Corpus Christi Pitcher of the Month for June...made one start for Gigantes del Cibao in the Dominican Winter League...gave up two unearned runs in 0.1 innings...

2014 HOUSTON ASTROS

following the season, was ranked by *Baseball America* as the No. 15 prospect in the Houston system...**2011**: Spent the entire season at Class A Advanced Lancaster...led all Astros minor leaguers and ranked sixth in the California League with 152 strikeouts...led the California League with 11.09 strikeouts per nine innings (min. 120 innings)...named the Lancaster Pitcher of the Month for both May and June...ranked as the No. 26 prospect in the Astros system by *Baseball America* after the year...**2010**: Made 26 starts for Class A Lexington, posting an 8-6 record with a 3.65 ERA (54ER/133IP)...led the club in strikeouts (126) and finished tied for the club lead in starts and wins (8) and second in innings pitched (133.0)...ranked seventh in the South Atlantic League in strikeouts...named Lexington's Pitcher of the Month in August after posting a 2-1 record and a 3.31 ERA (13ER/35.1IP) in six starts...**2009**: Made his debut stateside with Rookie Level Greeneville and made 13 starts, posting a 4-2 record and a 3.56 ERA (22ER/55.2IP)...fanned 64 hitters in his 55.2 innings pitched and allowed just a .165 opponent's batting average...led the club in strikeouts, innings pitched and wins...finished tied for third in the Appalachian League in strikeouts...named Greeneville's Pitcher of the Month in July (2-0, 3.43) and August (1-1, 3.18)...**2008**: Made his professional debut for the DSL Astros and pitched in 10 games, making six starts...debuted as a 19-year old in professional ball on June 16 after signing with the club the previous winter.

CISNERO

JOSE LUIS CISNERO

Year	Team	W	L	ERA	G	GS	CG	SHO	SV	IP	H	R	ER	HR	HB	BB	SO	WP	BK	AVG
2008	DSL Astros (R)	0	3	3.10	10	6	0	0	2	29.0	18	15	10	0	4	11	34	5	0	.180
2009	Greeneville (R)	4	2	3.56	13	13	0	0	0	55.2	32	25	22	5	8	30	64	7	2	.165
2010	Lexington (A)	8	6	3.65	26	26	0	0	0	133.0	106	69	54	11	15	65	126	16	2	.221
2011	Lancaster (A)	8	11	6.06	27	27	0	0	0	123.1	115	88	83	13	8	75	152	16	3	.246
2012	Corpus Christi (AA)	9	6	3.40	20	20	2	1	0	108.2	93	44	41	7	3	46	116	5	1	.227
	Oklahoma City (AAA)	4	1	4.54	8	8	0	0	0	39.2	52	23	20	1	3	18	32	1	0	.329
2013	Oklahoma City (AAA)	1	1	8.66	12	1	0	0	0	17.2	25	18	17	2	2	13	24	3	0	.333
	HOUSTON	2	2	4.12	28	0	0	0	0	43.2	49	23	20	5	1	22	41	1	2	.283
	MINOR LEAGUE TOTALS	34	30	4.39	116	101	2	1	2	507.0	441	282	247	39	43	258	548	53	8	.234
	MAJOR LEAGUE TOTALS	2	2	4.12	28	0	0	0	0	43.2	49	23	20	5	1	22	41	1	2	.283

CISNERO CAREER TRANSACTIONS

- Signed by Houston as a non-drafted free agent on Dec. 6, 2007.

CISNERO CAREER HIGHS

Longest Winning Streak:2 -- May 18-June 22, 2013
Longest Losing Streak:2 -- June 30-July 28, 2013
Strikeouts:5 (2x) -- last, May 21, 2013 vs. Kansas City
Walks:3 -- Aug. 6, 2013 vs. Boston
Innings (starter):none
Innings (relief):3.2 (2x) -- last, May 18, 2013 at Pittsburgh
Low-Hit Game (CG):none

2014 HOUSTON ASTROS



PAUL CLEMENS

56

Bats/Throws: Right/Right

Born: 2/14/88 in Columbia, SC

Opening Day Age: 26

Contract Status: Signed through 2014

Acquired: From Atlanta along with RHP Juan Abreu, LHP Brett Oberholtzer and OF Jordan Schafer in exchange for OF Michael Bourn on July 31, 2011.

Height/Weight: 6-4/200

Resides: Burke, VA

ML Service: 0.144

RHP

CAREER HIGHLIGHTS

- Versatile right-hander pitched in relief and as a starter in what was his first Major League season in 2013...has 35 total MLB appearances, including five starts.
- Has six years of minor league experience, posting a 34-32 record and a 4.54 ERA (284ER/562.2IP) in 134 games (87 starts)...pitched exclusively as a starter from 2011-12, but has handled both starter and relief roles in his four other professional seasons (2008-10, 2013).
- Had a memorable Major League debut on April 9, 2013 at SEA, tossing 4.0 innings in relief and earning the win...the only other Astros pitcher to toss 4+ innings and earn a win in relief on their MLB debut was RHP Don Wilson (6.0IP) on Sept. 29, 1966 at CIN.
- Was ranked by *Baseball America* as the Astros No. 27 prospect entering the 2013 season.
- Named a Double A Southern League All-Star in 2011 while with Mississippi in the Braves organization.

2013: Finished the season with a club-leading four relief wins in 30 appearances...also made five starts, in which he posted a 3.71 ERA (11ER/25.2IP)...went 2-0 and did not allow a run in 6.1 innings across six Interleague games...was one of three Astros pitchers to make their first MLB start this season (also, Cosart, Oberholtzer)...the Astros finished their season with four rookie starters pitching well since July 12...over that time frame, Clemens, Cosart, Oberholtzer and Peacock combined for a 2.70 ERA (63ER/209.2IP) in their 35 starts...despite pitching well in Spring Training (1.69 ERA, 1ER/5.1IP), began the year with Triple A OKC and made one start before his first MLB recall on April 8...was the second player recalled by the club this season...spent the next four months in the Astros bullpen before being optioned to OKC on July 26...worked as a starter for the RedHawks, making five starts before his final recall on Aug. 27...made five starts to finish his season with the Astros...after beginning the year in a long-relief role for the Astros, worked his way up to a set-up role and earned seven holds...posted a 3-2 record with a 4.13 ERA (15ER/32.2IP) over his first 17 appearances (thru May 29)...had a 11.57 ERA (18ER/14IP) over his next 13 before his option on July 26...made his MLB debut on April 9 at SEA and tossed 4.0 innings in relief, earning the win...the only other Astros pitcher to toss 4+ innings and earn a win in relief on their MLB debut was RHP Don Wilson (6IP) on Sept. 29, 1966 at CIN...in his second MLB game, worked 5.1 scoreless innings of relief on April 15 at OAK, allowing just one hit...marked the longest scoreless relief app. by an Astro since RHP Shane Reynolds went 7.0 scoreless frames on July 17, 1994 at PIT...was also the longest relief appearance by an Astro since RHP Dave Borkowski went 6.0 innings (2ER) on Aug. 15, 2006 vs. CHC...had a solid run over a month and a half span from April 15-May 29, during which he went 2-2 with five holds and a 3.14 ERA (10ER/28.2IP) in 16 apps...allowed a .216 (22x108) opponent's batting average during that stretch...in his six starts with Triple A OKC, went 3-2 with a 4.50 ERA (15ER/30IP)...allowed just a .235 (27x115) opponent's batting average in

★ NOTES

- Graduated from Robinson HS in Fairfax, VA, and went on to pitch two years (2006-07) at Louisburg JC in North Carolina before being drafted for the first time...posted a 7-1 record and a 2.37 ERA (17ER/64.1IP) in his sophomore season (2007) and was drafted by San Francisco in the 36th round of the June 2007 Draft, but did not sign.
- Returned to Louisburg to go 4-3 with a 5.08 ERA (23ER/41.1IP) in 2008...drafted by Atlanta in the seventh round that June and signed by Braves scout Billy Best.
- Acquired by Houston along with LHP Brett Oberholtzer in the 2011 Michael Bourn trade to Atlanta...Clemens was taken in the same draft by ATL just one round before Oberholtzer (8th)...since then, the two have played together in five of their six professional seasons (2009 the only exception)...at the time of their trade to Houston, both players were rooming together while with Double A Mississippi when informed of the trade.
- Selected to the Major League roster on Nov. 19, 2011, marking his first stint on a 40-man roster...is currently signed to a one-year contract that runs through the 2014 season.

2014 HOUSTON ASTROS

his 30.0 innings of Triple A work..

MINOR LEAGUES:

2012: Posted a combined 11-10 record and a 5.78 ERA (92ER/143.1IP) in 27 starts between Double A Corpus Christi (7g) and Triple A Oklahoma City (20g)...began his season at OKC, where he went 8-8 with a 6.73 ERA (76ER/101.2IP) and 68 strikeouts in 20 starts...fared better at home while with the RedHawks, posting a 5-2 record with a 3.09 ERA (16ER/46.2IP) in eight starts at Chickasaw Bricktown Ballpark...played an integral role in Corpus Christi's playoff-push after joining the club on July 27...went 3-2 with a 3.46 ERA (16ER/41.2IP) and 37 punchouts in seven starts with the Hooks...earned two victories while putting up a 1.00 ERA (2ER/18.0IP) over his final three starts of the 2012 season...was named the August Pitcher of the Month for Corpus Christi...tabbed by *Baseball America* as the No. 27 prospect in the Houston system after the year...**2011:** Combined to post an 8-7 record and a 3.81 ERA (61ER/144IP) in 26 starts for Double A Mississippi (20g), Double A Corpus Christi (5g) and Triple A Oklahoma City (1g)...acquired midseason by Houston from Atlanta as part of the Michael Bourn trade on July 31...after his acquisition, was assigned to Corpus Christi, where he went 2-1 with a 2.35 ERA (8ER/30.2IP) in five starts, which included a run of 19.2 consecutive scoreless innings...finished his season with one start at Oklahoma City...was a Southern League All-Star in what was his fourth year as a professional...named the Astros No. 5 prospect by *Baseball America* following the season...**2010:** Went 2-0 with one save while allowing just three earned runs in 19.0 IP (1.42 ERA) for Rome (A) before his promotion to Myrtle Beach (High A)...**2009:** Appeared in 26 games, including 11 starts in what was his second professional season...had a 3-5 record with a 6.04 ERA in 11 starts and was 3-0 with three saves and a 5.71 ERA in 15 relief appearances...**2008:** Went 4-4 with a save and a 3.58 ERA in 14 games (nine starts) between Rome (A), Danville (R) and the Gulf Coast League...recorded his first career save on June 1 at JCY and his first career win on July 11 vs. BUR (1ER/5IP).

PERSONAL:

Paul and his wife Marlee reside in Burke, VA, with their daughter Gracelee.

PAUL ARTHUR CLEMENS

Year	Team	W	L	ERA	G	GS	CG	SHO	SV	IP	H	R	ER	HR	HB	BB	SO	WP	BK	AVG
2008	GCL Braves (R)	1	0	0.00	1	0	0	0	0	3.0	1	0	0	0	0	0	2	0	0	.111
	Danville (R)	3	3	3.39	12	8	0	0	1	58.1	57	33	22	6	3	18	57	7	1	.252
	Rome (A)	0	1	9.00	1	1	0	0	0	4.0	7	5	4	0	1	2	0	1	0	.412
2009	Rome (A)	6	5	5.91	26	11	0	0	3	85.1	105	67	56	7	4	49	64	7	1	.296
2010	Rome (A)	2	0	1.42	8	0	0	0	1	19.0	11	5	3	1	0	8	16	1	0	.164
	Myrtle Beach (A)	0	4	3.69	27	8	0	0	2	75.2	83	46	31	5	2	28	65	10	0	.275
2011	Mississippi (AA)	6	5	3.73	20	20	0	0	0	108.2	103	57	45	8	5	44	93	7	1	.249
	Corpus Christi (AA)	2	1	2.35	5	5	0	0	0	30.2	23	9	8	3	0	12	26	0	1	.200
	Oklahoma City (AAA)	0	1	15.43	1	1	0	0	0	4.2	4	8	8	1	0	6	6	1	1	.250
2012	Oklahoma City (AAA)	8	8	6.73	20	20	0	0	0	101.2	145	82	76	16	2	32	68	4	2	.341
	Corpus Christi (AA)	3	2	3.46	7	7	0	0	0	41.2	41	18	16	7	2	11	37	5	2	.255
2013	Oklahoma City (AAA)	3	2	4.50	6	6	0	0	0	30.0	27	19	15	1	2	11	16	2	0	.235
	HOUSTON	4	7	5.40	35	5	0	0	0	73.1	82	48	44	16	2	26	49	2	0	.283
	MINOR LEAGUE TOTALS	34	32	4.54	134	87	0	0	7	562.2	607	349	284	55	21	221	450	45	9	.273
	MAJOR LEAGUE TOTALS	4	7	5.40	35	5	0	0	0	73.1	82	48	44	16	2	26	49	2	0	.283

CLEMENS CAREER TRANSACTIONS

- Selected by Atlanta in the seventh round of the June 2008 draft.
- Acquired by Houston from Atlanta along with RHP Juan Abreu, LHP Brett Oberholtzer and OF Jordan Schafer in exchange for OF Michael Bourn on July 31, 2011.

CLEMENS CAREER HIGHS

Longest Winning Streak:3 -- May 27-June 12, 2013
Longest Losing Streak:5 -- June 28-Sept. 28, 2013
Strikeouts:4 (3x) -- last, Sept. 28, 2013 vs. New York (AL)
Walks:3 (2x) -- last, Sept. 21, 2013 at Cleveland
Innings (starter):7.0 -- Sept. 15, 2013 vs. Los Angeles (AL)
Innings (relief):5.1 -- April 15, 2013 at Oakland
Low-Hit Game (CG):none

2014 HOUSTON ASTROS



CARLOS CORPORAN 22

Bats/Throws: Switch/Right

Born: 1/7/84 in Hato Rey, PR

Opening Day Age: 30

Contract Status: Signed through 2014

Acquired: Signed to a minor league contract on Nov. 24, 2010.

Height/Weight: 6-2/243

Resides: Catano, PR

ML Service: 2.019

C

CAREER HIGHLIGHTS

- Has played in parts of the last three seasons with the Astros (2011-13) after spending seven seasons in the Brewers organization (2003-09) and one season in the Diamondbacks system (2010).
- Has started 119 games behind the plate, all coming with Houston over the last three seasons, including a career-high 51 starts in 2013.
- The switch-hitting catcher has hit .254 (35x138) against lefties in his career, while 10 of his 11 career home runs have come against right-handed pitchers.
- Had a career game against the Yankees in New York on April 29, 2013...went 4x5, falling a triple shy of the cycle with a two-run double, two singles and a two-run HR...established single-game career highs in hits (4) and RBI (4).
- Hit his first Major League homer on July 20, 2012, at ARI off RHP Jonathan Albaladejo.
- Made his Major League debut on May 6, 2009 for Milwaukee at CIN...entered the game as a defensive replacement and collected his first MLB hit off infielder/pitcher Paul Janish.
- In 2012 with Triple A Oklahoma City, caught 44 percent of attempting base-stealers (18CS/53ATT), leading the Pacific Coast League in the category (min. 50 attempts).

NOTES

- Last name is pronounced "core-poor-run".
- Graduated from Francisco Oller High School in Catano, Puerto Rico...attended Lake City Community College in Florida.
- Selected by Milwaukee in the 12th round of the June 2003 Draft...signed by Brewers scout Fernando Arango.
- Was originally added to the Astros 40-man roster on June 10, 2011...is signed to a one-year contract that runs through the 2014 season.

2013: Served as Houston's primary backup catcher and played in a career-high 64 games...started 51 games at catcher (one start at DH) and threw out 10-of-41 runners attempting to steal (24.4%)...four of his last five homers either gave the Astros the lead or tied the game (three go-ahead homers, one game-tying homer)...of his seven homers, six were hit against righties...10 of his 11 career homers have come against RHP's...made his first career Opening Day roster...aside from a stint on the DL from Aug. 20-Sept. 9, spent the entire year with Houston in the Majors...missed 19 games while on the DL...suffered from concussion-related symptoms after taking a foul ball to the head during the 3rd inning on Aug. 19 at TEX...placed on the 7-day Concussion DL on Aug. 20 before getting transferred to the 15-day DL on Sept. 3...had a career game against the Yankees in New York on April 29...went 4x5, falling a triple shy of the cycle with a two-run double, two singles and a two-run HR...established single-game career highs in hits (4) and RBI (4)...prior to that game, the last Astros catcher with four hits in a game was Pudge Rodriguez on July 17, 2009 at LAD (4x5) and the last Astros catcher with 4+ RBI in a game was J.R. Towles on Sept. 20, 2007 at STL (8 RBI)...made his first career appearance at first base on July 1 vs. TB...on Aug. 12 vs. TEX broke up a no-hit bid by Darvish in the 8th with a solo HR...had a three-game rehab assignment with the Double A Corpus Christi Hooks from Sept. 5-7...went 1x7 during those three playoff games for the Hooks...played 15 games for Carolina in the Puerto Rican Winter League following the season and went 5x36 in his limited duty.

2012: Hit .269 on the season, including a .283 (17x60) mark while batting left-handed...hit all four of his home runs from the left side of the plate...despite playing in exactly half as many MLB games in 2012 as in 2011, set career marks in home runs and RBI...caught 24 games and made 22 starts behind the dish for Houston...caught 5-of-19 attempting base-stealers...began the season as a non-roster invitee at the Astros Major League Spring Training camp before being assigned to Triple A OKC for the start of the minor league season...had his contract purchased on July 15...optioned back on Aug. 12 and then recalled on Sept. 4 for the remainder of the season...hit his first MLB homer on July 20 at ARI off RHP Jonathan Albaladejo...hit .286 overall in 68 games at OKC with 15 doubles, six homers and 31 RBI...caught 44 percent of attempting base-stealers with OKC, recording 18 catcher caught stealings, while allowing 35 stolen bases...led the Pacific

2014 HOUSTON ASTROS

Coast League in that category (min. 50 attempts)...played for Gigantes de Carolina in the Puerto Rican Winter League in 2012...hit .293 (17x58) with four doubles, two homers, seven RBI and an .842 OPS (.377 OBP/.466 SLG) in 23 games for the club.

2011: Spent most of his season with the Astros, collecting 111 days of Major League service time...hit .237 (9x38) in his final 12 starts of 2011 with one double, his first career triple, four RBI, five walks and two HBP for a .348 OBP...had six multi-hit games, including two three-hit games (June 28 vs. TEX; Aug. 19 vs. SF)...on Sept. 10 at WSH, drove in a career-high three runs...the rookie started 46 games after having his contract purchased on June 10...hit .250 (20x80) with four doubles, three HR and 12 RBI in 22 games for Triple A Oklahoma City...played in 15 games in the Puerto Rican Winter League for Carolina, hitting .220 (9x41) with three RBI.

2010: Played for Triple A Reno in the Arizona organization and posted a .290 average (83x286) with 12 home runs and 50 RBI...the switch-hitting catcher hit .342 (27x79) off lefties, while appearing in 87 games in 2010, including 78 behind the plate...a native of Puerto Rico, he played for Ponce in the Puerto Rican Winter League after the 2010 season and hit .267 (23x86) with 15 RBI in 32 games.

2009: Made his Major League debut on May 6 for Milwaukee at CIN...entered the game as a defensive replacement and collected his first MLB hit off infielder/pitcher Paul Janish...had his contract purchased by Milwaukee on April 30 but only appeared in one game for the Brewers...spent the majority of the season at Triple A Nashville and Class A Brevard County...played for Criollos de Caguas in the Puerto Rican Winter League.

MINOR LEAGUES:

2008: Opened the season at Double A Huntsville and earned his first promotion to Triple A Nashville...in 56 games as catcher, threw out 20-of-45 attempted base-stealers (44.4 percent)...with Huntsville, hit .265 (30x113) in 34 games, with eight doubles, three home runs, 15 RBI, one stolen base and 14 runs scored...promoted to Triple A on June 30 and hit .230 (20x87) in 26 games, with six doubles, one triple, three home runs, 12 RBI, one stolen base and eight runs scored...hit a walk-off home run with one out in the 9th inning of a 5-4 win on July 11 vs. New Orleans...hit a grand slam on July 25 vs. Tacoma...placed on the disabled list from July 27-Aug. 10 with chicken pox following the regular season, joined Criollos de Caguas of the Puerto Rican Winter League and hit .208 (10x48) in 21 games, with four doubles, two home runs, 10 RBIs and 10 runs scored...**2007:** Began the season with the Brevard County Manatees of the Class A Florida State League...hit .363 (29x80) in 23 games, with eight doubles, three home runs, 19 RBI and 11 runs scored...was promoted to Double A Huntsville on May 3 and hit .201 (36x179) in 56 games, with 14 doubles, two home runs, 24 RBI, one stolen base and 18 runs scored...in 46 games at catcher, threw out 16-of-45 attempted base-stealers (35.6 percent)...set career highs with 22 doubles and 43 RBI...hit a grand slam on April 30 vs. Vero Beach...promoted to Double A on May 1...**2006:** Began the season with the Class A Advanced Brevard County Manatees...was placed on the disabled list on June 11 with a right elbow strain; was reinstated on June 12...hit .338 (25x74) with 12 RBIs in July...was promoted to Double A Huntsville on Sept. 1...hit .333 (3x9) in three games with one RBI and two runs scored...**2005:** At Class A West Virginia, hit a club-best nine home runs...hit .239 with nine homers and 38 RBI...had a career-best, 12-game hitting streak from May 20-June 5...in 59 games at catcher, threw out 37-of-86 (43.0 percent)...**2004:** Played in 63 games at Class A Beloit, including 35 at first base and 29 at catcher...hit .228 (45x197) in 63 games, with seven doubles, two triples, one home run, 16 RBI, one stolen base and 20 runs scored...threw out 11-of-35 runners (31.4 percent)...**2003:** Played in 44 games for Rookie Level Helena and the Rookie Level AZL Brewers...threw out 15-of-37 attempted base-stealers (40.5 percent) in 25 games...transferred to the AZL Brewers on June 17 but returned to Helena on Aug. 13 to finish the season...hit a combined .245 with two homers and 13 RBI.

PERSONAL:

Carlos and his wife Stephanie reside in Catano, Puerto Rico, with their daughter Tiffany.

2014 HOUSTON ASTROS

CARLOS FERNANDO CORPORAN

Year	Team	AVG	G	AB	R	H	2B	3B	HR	RBI	BB	SO	SB	CS	OBP	SLG	SF	SH	HB	E
2003	AZL Brewers (R)	.250	34	120	13	30	6	0	2	9	3	22	0	1	.278	.350	1	0	2	9
	Helena (R)	.222	10	27	4	6	1	0	0	4	4	7	0	0	.353	.259	1	0	2	2
2004	Beloit (A)	.228	63	197	20	45	7	2	1	16	7	65	1	3	.261	.299	4	3	3	9
2005	West Virginia (A)	.239	99	343	46	82	15	2	9	38	28	97	0	0	.307	.373	3	9	7	13
2006	Brevard County (A)	.270	86	282	29	76	14	0	3	38	13	45	0	2	.321	.351	3	5	10	7
	Huntsville (AA)	.333	3	9	2	3	0	0	0	1	0	3	0	0	.333	.333	0	0	0	1
2007	Brevard County (A)	.363	23	80	11	29	8	0	3	19	2	9	0	1	.400	.575	0	3	3	3
	Huntsville (AA)	.201	56	179	18	36	14	0	2	24	8	48	1	0	.264	.313	2	8	8	2
2008	Huntsville (AA)	.265	34	113	14	30	8	0	3	15	14	15	1	1	.362	.416	0	5	3	2
	Nashville (AAA)	.230	26	87	8	20	6	1	3	12	1	24	1	1	.244	.425	1	2	1	3
2009	Nashville (AA)	.201	57	179	9	36	9	1	1	18	9	43	0	1	.250	.279	7	2	5	6
	MILWAUKEE	1.000	1	1	1	1	0	0	0	0	0	0	0	0	1.000	1.000	0	0	0	0
	Brevard County (A)	.261	14	46	1	12	1	0	0	6	1	10	0	0	.292	.283	0	0	1	1
2010	Reno (AAA)	.290	87	286	38	83	20	4	12	50	24	63	3	2	.356	.514	5	3	8	12
2011	Oklahoma City (AAA)	.250	22	80	9	20	4	0	3	12	8	16	0	1	.330	.413	1	1	2	1
	HOUSTON	.188	52	154	9	29	8	1	0	11	10	49	0	0	.253	.253	2	3	4	6
2012	Oklahoma City (AAA)	.286	68	206	35	59	15	0	6	31	15	46	2	0	.349	.447	2	0	6	1
	HOUSTON	.269	27	78	5	21	2	0	4	13	4	19	0	1	.310	.449	1	1	1	2
2013	HOUSTON	.225	64	191	16	43	5	0	7	30	10	60	0	0	.287	.361	1	1	7	6
MINOR LEAGUE TOTALS		.254	682	2234	257	567	128	10	48	293	137	513	9	13	.311	.385	30	41	61	72
MAJOR LEAGUE TOTALS		.222	144	424	31	94	15	1	11	44	24	128	0	1	.280	.340	4	5	12	14

CORPORAN CAREER TRANSACTIONS

- Selected by Milwaukee in the 12th round of the June 2003 Draft.
- Signed by Arizona as a minor league free agent on Nov. 27, 2009.
- Signed by Houston to a minor league contract on Nov. 24, 2010.
- On Disabled List, Aug. 20-Sept. 9, 2013 (concussion).

CORPORAN GAME HIGHS

Hits:4 -- April 29, 2013 at New York (AL)
Home Runs:1 (11x) -- last, Aug. 12, 2013 vs. Texas
RBI:4 -- April 29, 2013 at New York (AL)
Stolen Bases:none
Longest Hitting Streak:7 -- May 15-June 5, 2013
Career Grand Slams:none

LEADOFF HR

PINCH-HIT HR

WALK-OFF HR

No.	Date	Opp.	Pitcher	No.	Date	Opp.	Pitcher	No.	Date	Opp.	Pitcher
none				none				none			

CORPORAN CAREER FIELDING

YEAR	POSITION	PCT	G	PO	A	E	TC	DP	SB	CS	PB
2013	Catcher	.984	57	356	17	6	379	3	31	10	2
	First Base	-	1	0	0	0	0	0	-	-	-
TOTALS	Catcher	.986	132	893	71	14	978	11	88	24	6
	First Base	-	1	0	0	0	0	0	-	-	-

2014 HOUSTON ASTROS



CARLOS CORREA

84

Bats/Throws: Right/Right
 Born: 9/22/94 in Ponce, PR
 Opening Day Age: 19
 Contract Status: Signed through 2014
 Acquired: Selected in the first round (first overall) of the June 2012 draft.

Height/Weight: 6-4/205
 Resides: Santa Isabel, PR
 ML Service: 0.000

NON-ROSTER INVITEE

IF

CORREA

CAREER HIGHLIGHTS

- The 19 year old shortstop enters the 2014 season ranked as the Astros No. 1 prospect by *Baseball America*, ESPN, *Baseball Prospectus* and MLB.com...has also made top 100 lists for all of minor league baseball, coming in at No. 4 (ESPN.com), No. 5 (*Baseball Prospectus*) and No. 8 (MLB.com)...was also named by MLB.com as the No. 3 shortstop prospect in all of baseball.
- Played the entire season as the second-youngest player in the Midwest League in 2013, yet was named a Midseason and Postseason All-Star...led all MWL shortstops in fielding percentage...offensively, led the league in OPS (.872) while finishing second in on-base percentage (.405) and third in batting average (.320).
- Finished his 2013 campaign with Class A Quad Cities, playing alongside the Astros No. 1 selection from the 2013 draft RHP Mark Appel...this marked the first time in minor league history that two consecutive No. 1 draft picks occupied the same minor league roster.
- Named to the 2013 All-Star Future's Game at the Mets Citi Field...joined IF Delino DeShields and OF George Springer on the roster, as the Astros were one of two teams in the Majors with the highest number of participants with three.
- Entered the 2013 season ranked by *Baseball America* as the No. 1 prospect, 'Best Power Hitter', 'Best Defensive Infielder' and 'Best Infield Arm' in the Astros system...tabbed by MLB.com as the No. 30 prospect overall and No. 5 shortstop prospect in baseball...ranked by ESPN.com as the No. 24 prospect in baseball.
- Drafted first overall by the Astros in 2012 and played most of his season with the GCL Astros...signed his professional contract two days after being drafted...following the season, was named by *Baseball America* as the 'Best Power Hitter' among the Astros 2012 draft class and shared Best Defensive Player honors with OF Andrew Aplin...also rated by *BA* as the No. 2 prospect in the GCL, trailing only OF Byron Buxton.

★ NOTES

- Played amateur baseball at the Puerto Rico Baseball Academy in Gurabo, P.R. and was named a Rawlings First Team All-American in 2012, his final year at the academy...drafted by Houston with the first overall selection in the June 2012 draft...signed by Astros scouts Larry Pardo and Joey Sola.
- Became the highest-drafted player ever out of Puerto Rico, a label that was previously held by catcher Ramon Castro, who was picked 17th overall by Houston in 1994.
- Also became the first shortstop taken first overall since 2008 (Tim Beckham-TB), and just the fourth shortstop taken first overall since 1994...other notable players who were selected as shortstops with the first overall pick were Shawon Dunston (1982-CHC), B.J. Surhoff (1985-MIL), Chipper Jones (1990-ATL), Alex Rodriguez (1993-SEA) and Justin Upton (2005-ARI).
- At 6'4", is considered an extremely tall shortstop...in Astros history, the tallest player to see 100+ games at the position was Orlando Miller (6'3")...the tallest Major League players to play 100+ games at shortstop in 2013 were both shorter than Correa: Ian Desmond and Troy Tulowitzki, who are both listed at 6'3".
- Is currently signed to a minor league contract for the 2014 season...invited to Major League Spring Training on Jan. 14, 2014.

MINOR LEAGUES:

2013: Entered the season ranked by *Baseball America* as the No. 1 prospect, 'Best Power Hitter', 'Best Defensive Infielder' and 'Best Infield Arm' in the Astros system...tabbed by MLB.com as the No. 30 prospect overall and No. 5 shortstop prospect in baseball...ranked by ESPN.com as the No. 24 prospect in baseball...was in minor league camp, but joined the Astros Major League club for four games and hit .455 (5x11) with three RBI in those games...played the entire regular season with Class A Quad Cities, posting a .320 (144x450) average with 33 doubles, nine home runs, 86 RBI and a .405 on-base percentage...led all Midwest League shortstops in fielding percentage while playing the entire season as the second-youngest player

2014 HOUSTON ASTROS

in the league...offensively, he led the league in OPS (.872) while finishing second in on-base percentage (.405) and third in batting average (.320)...was named a Midseason and Postseason All-Star...earned Quad Cities Player of the Month in May (.349, 30x86, 6 2B, 18 RBI) and in June (.370, 37x100, 6 2B, 2HR, 15 RBI)...**2012:** Drafted first overall by the Astros out of the Puerto Rican Baseball Academy in Gurabo, P.R... the draft was held on June 5, and Correa signed two days later on June 7...reported to the GCL Astros, where he would make his professional debut on June 18 vs. the GCL Cardinals and went 1x5 with a walk and a stolen base...would go on to play 39 games, hitting .232 (36x155) with 11 doubles, two home runs and nine RBI...started 36 games at shortstop, committing 11 errors...hit .324 (11x34) vs. LHP...named the GCL Astros Defensive Player of the Month in July...promoted to rookie level Greeneville on Aug. 11 and hit .371 (13x35) with three doubles, one triple, one homer and three RBI in 11 games, all starts at shortstop...following the season, was named by *Baseball America* as the 'Best Power Hitter' among the Astros 2012 draft class and shared Best Defensive Player honors with OF Andrew Aplin...also rated by *BA* as the No. 2 prospect in the GCL, trailing only OF Byron Buxton.

CARLOS JAVIER CORREA

Year	Team	AVG	G	AB	R	H	2B	3B	HR	RBI	BB	SO	SB	CS	OBP	SLG	SF	SH	HB	E
2012	GCL Astros (R)	.232	39	155	23	36	11	1	2	9	7	36	5	1	.270	.355	0	0	1	11
	Greeneville (R)	.371	11	35	5	13	3	1	1	3	5	8	1	0	.450	.600	0	1	0	1
2013	Quad Cities (A)	.320	117	450	73	144	33	3	9	86	58	83	10	10	.405	.467	2	1	8	15
MINOR LEAGUE TOTALS		.302	167	640	101	193	47	5	12	98	70	127	16	11	.377	.447	2	2	9	27

CORREA CAREER TRANSACTIONS

- Selected by Houston in the first round (first overall) of the June 2012 draft.



JARRED COSART

48

Bats/Throws: Right/Right

Born: 5/25/90 in League City, TX

Opening Day Age: 23

Contract Status: Signed through 2014

Acquired: From Philadelphia along with IF Jon Singleton, RHP Josh Zeid and a PTBNL (OF Domingo Santana) in exchange for OF Hunter Pence on July 29, 2011.

Height/Weight: 6-3/196

Resides: League City, TX

ML Service: 0.070

RHP

CAREER HIGHLIGHTS

- Hard-throwing right-hander has had a memorable career already, despite making only 10 starts in 2013...his 1.95 ERA (13ER/60IP) so far is the lowest by an Astros pitcher in their first 10 MLB starts in franchise history.
- Some of his Major League accomplishments in 2013: named the Astros Rookie of the Year by the Houston Chapter of the BBWAA...since the date of his MLB debut on July 12, led the American League in ERA...set a franchise record by pitching at least 5.0 innings and allowing no more than three runs in his first eight Major League starts...did not allow a homer in his first 44 MLB innings, the longest streak by a Houston pitcher to start his MLB career since RHP Brad Lidge went 54.1 innings from 2002-03 (Elias).
- Made his MLB debut on July 12, 2013 at TB and defeated reigning Cy Young Award winner David Price and the Rays, holding the club to two hits over 8.0 shutout innings (2-1 win)...had a no-hit bid thru 6.0 innings and became the first pitcher

★ NOTES

- Graduated from Clear Creek High School (TX) in 2008 where he was a Rawlings Second Team All-American...was selected by Philadelphia in the 38th round of the June 2008 draft...signed by Phillies scout Steve Cohen.
- Named the Astros 2013 Rookie of the Year by the Houston Chapter of the Baseball Writers Association of America.
- Is one of four Texas-born pitchers to make his MLB debut as a starting pitcher for the Astros (Elias)...also, Troy Patton (Aug. 25, 2007 vs. PIT), Butch Henry (April 9, 1992 vs. CIN) and Bill Greif (July 19, 1971 vs. PHI).
- Acquired by Houston as a major piece in the Hunter Pence trade to the Phillies on July 29, 2011...was added to the Astros 40-man roster on November 20, 2012...is signed to a one-year contract that runs through 2014.

2014 HOUSTON ASTROS

in Astros history to toss 8+ scoreless innings in his MLB debut...became just the third pitcher since 2000 to make his debut against a reigning Cy Young Award winner and earn the victory.

- Entering 2013, was ranked as the Astros No. 7 prospect with the 'Best Curveball' in the club's system by *Baseball America*...made the Top 100 Prospect list for both ESPN.com (No. 78) and MLB.com (No. 89).
- Entering the 2012 season, was ranked by *Baseball America* as Houston's No. 2 prospect and the No. 50 prospect in all of baseball.
- Spent the majority of the 2012 season with Double A Corpus Christi, where he was a Texas League Midseason All-Star...following the regular season, continued his success in the Arizona Fall League and was the East Division starting pitcher in the 2012 Rising Stars Game.
- Was the winning pitcher in the 2011 SiriusXM All-Star Futures Game after tossing one scoreless inning with two strikeouts...marked his second selection to the Futures Game but could not play in 2010 due to injury.
- Entered the 2011 season ranked by *Baseball America* as the No. 4 prospect in the Philadelphia organization and the No. 70 prospect in all of baseball...was ranked by the publication as the No. 9 prospect in the Florida State League following the season.

2013: Named the Astros Rookie of the Year by the Houston Chapter of the BBWAA...made 10 starts for the Astros, posting a 1.95 ERA (13ER/60IP)...his ERA thru his first 10 career starts is the lowest by an Astros pitcher in their first 10 MLB starts in franchise history...LHP Carlos Hernandez held the previous mark with a 2.05 ERA (14ER/61.1IP) thru his first 10 starts (Aug. 18, 2001-May 15, 2002)...the last MLB pitcher to post a lower ERA thru their first 10 career starts was Shelby Miller (1.57, 11ER/63IP), who did so from Oct. 3, 2012-May 20, 2013...since the date of his debut (July 12), led the American League and ranked fifth in the Majors in ERA (min. 60IP)...ranked immediately ahead of Ubaldo Jimenez (2.15) and Anibal Sanchez (2.20)...was one of three Astros pitchers to make their first MLB start in 2013 (also, Clemens, Oberholtzer)...the Astros finished their season with four rookie starters pitching well since July 12...over that time frame, Clemens, Cosart, Oberholtzer and Peacock combined for a 2.70 ERA (63ER/209.2IP) in their 35 starts...allowed just a .220 (46x209) opponent's batting average, including a .173 (22x127) mark against lefties...recorded most of his outs on ground balls (2.33 GB/FB ratio), which ranked second on the club...fanned just 33 hitters in 60.0 MLB innings compared to his 93 strikeouts in 93.0 innings at Triple A this season...posted a 1.23 ERA (6ER/44IP) and allowed a .184 (27x147) opponent's batting average in seven road starts this season...since his debut (July 12), ranked second in the Majors in road ERA (A. Sanchez-1.17) and second in road OBA (Scherzer-.177)...began the year with Triple A OKC and made 18 appearances (17 starts) before his first MLB recall on July 12...made a start that night (July 12 at TB) and was immediately optioned back to OKC following the game...recalled on July 23 and made 10 starts before being shutdown for the season after his start on Sept. 9...pitched a combined 153.0 innings between the two levels...set a franchise record by pitching at least 5.0 innings and allowing no more than three runs in his first eight Major League starts...the record was previously held by LHP Mike Maddon, who's streak ended at seven for the 1983 Astros...the only other pitcher to toss 5.0+ innings, while allowing three runs of less in their first seven starts in an Astros uniform is LHP Randy Johnson (11g) in 1998...thru his first six starts, did not allow a home run before an Adrian Beltre two-run shot on Aug. 20 at TEX...Cosart's streak of 44 innings without surrendering a long ball was the longest by a Houston pitcher to start his MLB career since RHP Brad Lidge went 54.1 innings from 2002-03 (Elias)...it was also the second-longest start-of-career streak in team history by a pitcher who was used exclusively as a starter...RHP Dan Larson began his career with 53.1 homerless innings in 1976...prior to Cosart, the last Major Leaguer to allow one ER or less while going 6.0 or more innings in his first four Major League starts was RHP Wayne Simpson in 1970 (4 starts, April 9-24)...only five starters in MLB history have had a streak like this: Dana Fillingim (7 starts, 1918), Ernie Wingard (5 starts, 1924), Cosart, Simpson and George Mogridge (4 starts, 1916)...was the first pitcher to have an ERA under 1.00 (0.96) after his first four ML starts since RHP Jorge Campillo, who had an 0.56 ERA for the Mariners & Braves from 2005-08...the only Astro ever to accomplish this was RHP Chris Sampson with an 0.46 ERA from June 7, 2006-April 10, 2007 (Elias)...made his MLB debut on July 12 at TB and defeated reigning Cy Young Award winner David Price and the Rays, holding the club to two hits over 8.0 shutout innings (2-1 win)...had a no-hit bid thru 6.0 innings and became the first pitcher in Astros history to toss 8+ scoreless innings in his MLB debut...became just the third pitcher since 2000 to make his debut against a reigning Cy Young Award winner and earn the victory...became the fourth Texas-born pitcher to make his MLB debut as a starting pitcher for the Astros (Elias)...also, Troy Patton (Aug. 25, 2007 vs. PIT), Butch Henry (April 9, 1992 vs. CIN) and Bill Greif (July 19, 1971 vs. PHI)...went 7-4 with a 3.29 ERA (34ER/93IP) in 18 games (17 starts) for Triple A OKC this season and was the Pacific Coast League's starting pitcher in the Triple A All-Star Game on July 18...allowed just 74 hits in his 93.0 innings of work while tallying a strikeout per IP with 93 K's...at the time of his callup, led the club in starts (17), wins (7), IP (93.0) and strikeouts (93)...in April, was named the RedHawks Pitcher of the Month by the Astros...went 3-0 with a 2.63 ERA and struck out 29 batters over 27.1 innings...tied a career high with 10 strikeouts on May 7 vs. Tacoma...became first RedHawks pitcher with a double-digit strikeout game since RHP Rich Harden on Aug. 18, 2010 vs. Reno...had been one of the highest-ranked Astros minor leaguers the last two seasons...among Astros prospect rankings, he was tabbed at No. 4 (MLB.com), No. 5 (ESPN.com, Baseball Prospectus) and No.

2014 HOUSTON ASTROS

7 (*Baseball America*) entering the 2013 season...MLB.com ranked him as MLB's No. 74 overall prospect, while ESPN.com tabbed him at No. 86.

MINOR LEAGUES:

2012: Posted a 6-7 record with a 3.30 ERA (42ER/114.2IP), 92 strikeouts and a 2.01 groundballs per flyball ratio in 21 games (20 starts) between Triple A Oklahoma City (6g) and Double A Corpus Christi (15g)...battled a recurring blister issue throughout the season...spent the majority of the 2012 season with Double A Corpus Christi, where he was a Texas League Midseason All-Star...went 5-5, posting a 3.52 ERA (34ER/87IP) with 68 strikeouts and a 2.12 GB/FB ratio in 15 starts...put up a 1.74 ERA (6ER/31IP) over his final five starts with the club from June 19-July 21...was named the Texas League Pitcher of the Week for the week of June 18-25, 2012...struck out nine in 13.0 scoreless innings over two starts to earn the award...made six appearances (five starts) for Triple A OKC over two stints with the club...went 1-2 with a 2.60 ERA (8ER/27.2IP) and 24 strikeouts...gave up just one earned run over his final 18.0 innings with OKC from Aug. 18-Sept. 1...entering the season, was ranked by *Baseball America* as Houston's No. 2 prospect and the No. 50 prospect in all of baseball...rated as having the 'Best Fastball' and 'Best Curveball' in the Houston organization by the publication heading into the season...ranked by *BA* as Houston's No. 7 prospect with the 'Best Curveball', and the No. 19 prospect in the Texas League following the conclusion of the season...pitched for the Mesa Solar Sox in the Arizona Fall League...gave up 13 earned runs in 18.0 innings with 15 strikeouts and a 2.60 groundballs per flyball ratio...was the East Division starting pitcher in the 2012 AFL Rising Stars Game...**2011:** Posted an even 10-10 record with a 4.12 ERA (66ER/144.1IP) and 101 punchouts in 27 games (26 starts) between Class A Advanced Clearwater (20g) of the Philadelphia organization and Double A Corpus Christi (7g)...went 9-8 with a 3.92 ERA (47ER/108IP) for the Threshers, and was a Florida State League Midseason All-Star before heading to the Astros organization as part of the Hunter Pence deal...made seven starts for the Hooks, going 1-2 with a 4.71 ERA (19ER/36.1IP) and 22 strikeouts...entered the season ranked by *Baseball America* as the No. 4 prospect in the Philadelphia organization and the No. 70 prospect in all of baseball...was ranked by the publication as the No. 9 prospect in the Florida State League following the season...**2010:** Went 7-3 with a 3.79 ERA (30ER/71.1IP) and 77 strikeouts in 14 starts for Class A Lakewood...was selected to participate in the Futures Game but was replaced due to injury...entering the season, was ranked by *Baseball America* as the No. 8 prospect in the Philadelphia system...**2009:** Pitched in seven games (five starts) for the Gulf Coast League Phillies, going 2-2 with a 2.22 ERA (6ER/24.1IP) and 25 strikeouts...ranked by *Baseball America* as the No. 23 prospect in the Philadelphia system entering the season, and the No. 4 prospect in the Gulf Coast League following the season.

JARRED LYNN COSART

Year	Team	W	L	ERA	G	GS	CG	SHO	SV	IP	H	R	ER	HR	HB	BB	SO	WP	BK	AVG
2009	GCL Phillies (R)	2	2	2.22	7	5	0	0	0	24.1	12	8	6	0	1	7	25	1	0	.143
2010	Lakewood (A)	7	3	3.79	14	14	1	1	0	71.1	60	34	30	3	5	16	77	7	0	.224
2011	Clearwater (A)	9	8	3.92	20	19	0	0	0	108.0	98	55	47	7	8	43	79	12	1	.243
	Corpus Christi (AA)	1	2	4.71	7	7	0	0	0	36.1	33	20	19	4	0	13	22	2	0	.234
2012	Corpus Christi (AA)	5	5	3.52	15	15	0	0	0	87.0	83	37	34	3	7	38	68	6	3	.250
	Oklahoma City (AAA)	1	2	2.60	6	5	0	0	0	27.2	26	10	8	0	1	13	24	3	1	.250
2013	Oklahoma City (AAA)	7	4	3.29	18	17	1	0	0	93.0	74	37	34	5	3	50	93	6	0	.213
	HOUSTON	1	1	1.95	10	10	0	0	0	60.0	46	15	13	3	0	35	33	3	0	.220
	MINOR LEAGUE TOTALS	32	26	3.58	87	82	2	1	0	447.2	386	201	178	22	25	180	388	37	5	.230
	MAJOR LEAGUE TOTALS	1	1	1.95	10	10	0	0	0	60.0	46	15	13	3	0	35	33	3	0	.220


COSART CAREER TRANSACTIONS

- Selected by Philadelphia in the 38th round of the June 2008 draft.
- Acquired by Houston from Philadelphia along with IF Jon Singleton, RHP Josh Zeid and a PTBNL (OF Domingo Santana) in exchange for OF Hunter Pence on July 29, 2011.

COSART CAREER HIGHS

Longest Winning Streak:1 -- July 12, 2013 at Tampa Bay
 Longest Losing Streak:1 -- Aug. 20, 2013 at Texas
 Strikeouts:5 -- Sept. 3, 2013 vs. Minnesota
 Walks:6 -- Sept. 9, 2013 at Seattle
 Innings (starter):8.0 -- July 12, 2013 at Tampa Bay
 Innings (relief):none
 Low-Hit Game (CG):none

2014 HOUSTON ASTROS



JESSE CRAIN

26

Bats/Throws: Right/Right

Born: 7/5/81 in Toronto, Ontario, CAN

Opening Day Age: 32

Contract Status: Signed through 2014

Acquired: Signed as a free agent on Dec. 31, 2013.

Height/Weight: 6-1/215

Resides: Houston, TX

ML Service: 9.039

RHP

CRAIN

CAREER HIGHLIGHTS

- In his 10 Major League seasons pitching for the Twins (2004-10) and White Sox (2011-13), has posted a 45-30 record in 532 appearances (all in relief) with a 3.05 ERA (180ER/532IP) and four saves with a .229 opponents average...his 45 wins in relief since his ML debut in 2004 are tied with RHP Chad Qualls for tops in the Majors in that span.
- Holds the distinction of having the lowest career ERA in Major League history vs. the Texas Rangers (min. 20.0 IP), posting a 0.00 ERA (29IP) in 25 appearances...has allowed a .141 opponents average and has posted a 4-1 record against Texas.
- Since 2011, has been one of the top relievers in the Majors, posting a 2.10 ERA (35ER/150IP) in that span, which ranks tied for fourth in the AL...he also ranks tied for fourth in the AL with a .187 opponents average vs. right-handed hitters in that span...additionally, his 10.56 SO/9IP ratio since 2011 ranks sixth in the AL (176 SO in 150.0 IP), while his 53 holds rank eighth in the AL in that time frame...has recorded career lows in ERA in each of the past three seasons (2.62, 2.44 and 0.74).
- Has made four career postseason appearances (3ER/1.2IP), all coming with the Twins in 2004, 2006 and 2010...also made Minnesota's playoff roster in 2009, but did not pitch.
- Has had several lengthy scoreless appearance streaks in his career, including a career-best, 31-game streak last season from April 17-June 28 (31IP)...has also gone 22 straight games without allowing an earned run twice in his career, from April 22, 2004-May 18, 2005 (20.2IP) and from June 10-Aug. 4, 2010 (20.2IP)...also had a 17-game run from Aug. 25-Sept. 30, 2009 (16.2IP).
- Was selected to his first American League All-Star Team in 2013 (was voted onto the team by the AL players)...did not pitch due to being on the Disabled List...made a career-high 29 consecutive scoreless appearances last season, from April 17-June 22, breaking the franchise record of 27 set by J.J. Putz in 2010...reached the following career milestones on April 12, 2013 at CLE: 500 appearances, 500.0 IP and 400 strikeouts...also became the sixth Canadian-born pitcher to appear in 500+ games.
- Entered the 2005 season ranked by *Baseball America* as the No. 3 Prospect in the Twins organization and would go on to lead all Major League relievers in wins (12)...also established a club record for games by a rookie (75)...won his first 11 decisions to begin his career, from Sept. 1, 2004-July 1, 2005, which set an AL record for consecutive wins to start a career as a reliever...recorded his first career save on July 10 at KC.
- Entered the 2004 season ranked by *Baseball America* as the No. 5 prospect in the Twins organization and would make his MLB debut that season on Aug. 5 vs. ANA (1.1IP)...earned his first Major League win on Sept. 1 vs. TEX...made one appearance in the 2004 ALDS vs. NYY (0ER/0.1IP)...during his time at Triple A Rochester, was named to the Triple A All-Star Team.



NOTES

- Is a 1999 graduate of Fairview (Col.) High School, where he also played basketball and football...was named the Colorado High School Player of the Year as a senior, but was not drafted out of high school.
- Went on to attend San Jacinto (Texas) Junior College for two seasons (2000-01) before enrolling at the University of Houston, where he earned All-Conference USA honors as a shortstop and reliever with the Cougars in 2002...was named First-Team All-American by *Baseball America* and *Baseball Weekly* and was selected to the Conference USA All-Academic Team.
- Drafted by Minnesota in the second round of the June 2002 draft...signed by Twins scout Marty Esposito.
- Will become one of seven former Houston Cougars to play for the Astros, joining C Chris Snyder (2012), OF Michael Bourn (2008-11), RHP Woody Williams (2007), C Chris Tremie (2004), RHP Anthony Young (1996) and RHP Doug Drabek (1993-96).
- Originally born in Ontario, will become the eighth Canadian-born player to play for the Astros and the second in as many seasons (LHP Erik Bedard in 2013).
- Signed to a one-year free agent contract by the Astros on Dec. 31, 2013.

2014 HOUSTON ASTROS

- Was named the Minnesota Minor League Pitcher of the Year in 2003 after combining to go 6-3 with a 1.93 ERA (18ER/84IP) and 19 saves in 55 games with Class A Ft. Myers, Double A New Britain and Triple A Rochester.

2013: Was selected to his first American League All-Star Team (was voted onto the team by the AL players)... did not pitch due to being on the Disabled List...made a career-high 29 consecutive scoreless appearances from April 17-June 22, breaking the franchise record of 27 set by J.J. Putz in 2010...worked 29.0 IP with 16 holds, 38 strikeouts, a .183 (19x104) opponent's average during the streak...the 29.0 scoreless IP streak tied for the 10th-longest in franchise history...registered 19 holds in the first half, tied with Scott Linebrink (2008) for the most in franchise history...allowed one earned run over 20 appearances at U.S. Cellular Field (18.1IP)... limited first batters faced to a .176 average (6x34)...reached the following career milestones on April 12 at CLE: 500 appearances, 500.0 IP and 400 strikeouts...also became the sixth Canadian-born pitcher to appear in 500+ games...did not allow an earned run from April 17-June 28, a span of 31 games and 31.0 IP...was placed on the Disabled List on July 3 (retro to June 30) with a right shoulder strain...was traded to Tampa Bay on July 29 with cash considerations in exchange for players to be named later and cash considerations...the White Sox received LHP Sean Bierman, IF Benjamin Kline and cash on Oct. 16 to complete the deal...did not make an appearance for the Rays in his two months with the organization...activated from the DL on Sept. 23, warmed up once and again was placed on the DL on Sept. 30 with a strained right shoulder...declared free agency on Oct. 31.

2012: Recorded career bests in ERA (2.44), opponents average (.171) and strikeouts per 9.0 innings (11.25) in his second season with the White Sox...ranked among the American League relief leaders in opponents average (.6th) and strikeouts per 9.0 innings (11th)...limited right-handers to a .129 (13x101) average (lefties batted .232)...allowed just 20.8 percent (5-of-24) of inherited runners to score...first batters faced went 9x45 (.200) off him...appeared in 51 games, his fewest since 2007 (18)...owned a 1.80 ERA (7ER/35IP) at night (allowed six earned runs over 13.0 IP during the day)...opponents hit .163 (8x49) with RISP and .125 (3x24) with RISP/two outs...ERA was a combined 1.26 (2ER/14.1IP) in April and May (14 games)...made 11 consecutive scoreless relief appearances from April 17-June 1 (10IP)...was on the Disabled List from April 21-May 14 with a strained left oblique (made two rehabilitation appearances with Triple A Charlotte)...recorded his 100th career hold on May 30 at TB (0ER/0.2IP)...was on the Disabled List from June 24-July 21 with a right posterior shoulder strain...made 11 consecutive scoreless appearances (9.1IP) from July 25-Aug. 17... worked a season-high 2.2 scoreless IP and converted his 10th hold on Sept. 28 vs. TB.

2011: Established career bests in holds (24) and strikeouts (70) in his first season with the White Sox...ranked among all relief leaders in winning percentage (2nd, .727), wins (2nd, 8), holds (T-6th, 24) and strikeouts (9th, 70)...the eight wins were the most by a Sox reliever since Antonio Osuna in 2002 (8)...his 24 holds marked the most by a White Sox right-hander since Barry Jones (30) in 1990...posted a 2.19 ERA (13ER/53.1IP) from May 1 through the end of the season, the eighth-best mark among AL relievers during that span...was 1-for-7 in save opportunities (career-high six blown saves)...his ERA was 1.33 (4ER/27IP) on the road, compared to 3.52 (15ER/38.1IP) at home...left-handers hit .184 (16x87) off him with no home runs...the first batters he faced hit a career-low .161 (9x56), the 10th-best mark in the AL...went 2-0 with a 0.90 ERA (1ER/10IP) in Interleague play...matched his career high with four strikeouts on April 17 vs. LAA (2IP)...posted a 0.52 ERA (1ER/17.1IP) in 18 appearances from June 9-July 24, including a season-high 11 straight scoreless outings (9.1IP)...tied a career high with six straight hitless outings from June 9-22 (also Sept. 1-15, 2004)...struck out at least one batter in eight straight appearances from Aug. 26-Sept. 20 (13 total), one shy of his career best.

2010: Established a career high with 62 strikeouts in his final season with Minnesota...ranked among the AL relief leaders in holds (T-8th, 21), appearances (9th) and IP (T-12th)...recorded a 1.66 ERA (8ER/43.1IP) in his final 46 outings and a 0.28 ERA (1ER/31.2IP) in his last 35...held the opposition to a .177 (26x147) average during that span with just three extra-base hits...posted a 2.14 ERA (8ER/33.2IP) after the All-Star Break... limited lefties to a .196 (20x102) average, third-lowest among right-handed AL relievers...did not allow a run in seven Interleague outings (7.1IP) and posted a 0.00 ERA (0.1IP) in 10 games vs. the White Sox...did not allow an earned run in 22 consecutive appearances from June 10-Aug. 4 (20.2IP), including a then-career-best, 20-game scoreless streak from June 13-Aug. 4 (20IP)...his save on July 16 vs. CWS was his first since 2006...suffered the loss in Game 1 of the ALDS vs. New York, allowing a two-run homer to Mark Teixeira.

2009: Went 7-4 with a 4.70 ERA (27ER/51.2IP) in 56 relief appearances with the Twins...tied for third among AL relievers in wins...appeared in 23 games with an 8.15 ERA (16ER/17.2IP) before being optioned to Triple A Rochester on June 16...was recalled on July 23...made 17 straight scoreless outings from Aug. 25-Sept. 30 (16.2IP)...went 5-1 with a 2.91 ERA (11ER/34IP) over his final 33 games...was on the Twins ALDS roster but did not pitch...was 1-0 with a 2.55 ERA (5 ER/17.2 IP) and one save in 12 games with Rochester.

2008: After missing most of the 2007 season due to injury, returned to make 66 appearances for the Twins... went 5-4 with a 3.59 ERA (25ER/62.2IP) and 17 holds on the season.

2007: Was limited to just 18 games due to season-ending surgery to repair a torn labrum and rotator cuff in his right shoulder on May 29...allowed eight runs (two earned) on eight hits in his final three appearances

2014 HOUSTON ASTROS

(2.2IP) before landing on the Disabled List on May 16.

2006: Spent his second full season with the Twins, going 4-5 with a 3.52 ERA (30ER/76.2IP) and one save in 68 games...ranked ninth among AL relievers in IP...posted a 5.03 ERA (22ER/39.1IP) in the first half and a 1.93 ERA (8ER/37.1IP) after the All-Star Break...made 13 straight scoreless outings from Aug. 10-Sept. 12 and recorded a 0.40 ERA (1ER/22.2IP) over his final 22 games...appeared in two ALDS games vs. OAK, allowing one run in 1.0 IP...surrendered a solo home run to Frank Thomas in Game 1.

2005: Set career highs in wins (12), games (75) and IP (79.2 IP) in his first full season in the Majors...led all Major League relievers in wins and ranked among AL leaders in winning percentage (5th, .706), IP (6th) and games (T-6th)...ranked first among AL rookies in games and winning percentage, tied for second in wins and finished ninth in IP...established a club record for games by a rookie...did not allow an earned run in 17 straight appearances from April 5-May 18 (14IP)...won eight straight decisions from April 28-July 1...did not give up a run over 16.1 IP from May 22-June 19...set an AL record for consecutive wins to start a career as a reliever (11) on July 1 vs. TB...recorded his first career save on July 10 at KC...entered the season ranked by *Baseball America* as the No. 3 prospect in the Twins organization.

2004: Went 3-0 with 2.00 ERA (6ER/27IP) in 22 relief appearances with Minnesota...opponents batted .179 (17x95) against him...had his contract purchased from Rochester on Aug. 1...made his Major League debut on Aug. 5 vs. ANA (1.1IP)...was optioned to Rookie level Elizabethton on Aug. 29, but did not make an appearance, and was recalled for the second time on Sept. 1...earned his first Major League win that night vs. TEX...made one appearance in the ALDS vs. NYY (0ER/0.1IP)...began the season with Rochester and went 3-2 with a 2.49 ERA (14ER/50.2IP) and 19 saves over two stints with the Red Wings...was named to the Triple A All-Star Team...was named the Twins Minor League Player of the Week for May 15-21...was cited by *Baseball America* as the 'Best Reliever' and the No. 12 prospect in the International League as well as possessing the 'Best Fastball'...played for Grand Canyon in the Arizona Fall League...entered the season ranked by *Baseball America* as the No. 5 prospect in the Twins organization.

MINOR LEAGUES:

2003: Combined to go 6-3 with a 1.93 ERA (18ER/84IP) and 19 saves in 55 games with Class A Ft. Myers, Double A New Britain and Triple A Rochester...was named the Minnesota Minor League Pitcher of the Year...was also named the Twins Minor League Player of the Week for May 10-16 and the Pitcher of the Month for June...named to *Baseball America's* Double A All-Star Team...also cited by the same publication as the 'Best Reliever', possessing the 'Best Fastball', No. 11 prospect in the Eastern League and No. 14 prospect in the International League...**2002:** Went 3-2 with a 0.98 ERA (3ER/27.2IP) and three saves in 18 games with Rookie league Elizabethton and Class A Quad Cities in his first professional season...signed his first professional contract on July 13.

PERSONAL:

Jesse and his wife Becky reside in Houston with their three children: Hunter, Avery and Caleb.

JESSE ALAN CRAIN

Year	Team	W	L	ERA	G	GS	CG	SHO	SV	IP	H	R	ER	HR	HB	BB	SO	WP	BK	AVG
2002	Elizabethton (R)	2	1	0.57	9	0	0	0	2	15.2	4	2	1	0	1	7	18	0	0	.082
	Quad City (A)	1	1	1.50	9	0	0	0	1	12.0	6	3	2	0	1	4	11	0	0	.154
2003	Fort Myers (A)	2	1	2.84	10	0	0	0	0	19.0	10	6	6	0	0	5	25	0	0	.154
	New Britain (AA)	1	1	0.69	22	0	0	0	9	39.0	13	4	3	0	1	10	56	2	1	.099
	Rochester (AAA)	3	1	3.12	23	0	0	0	10	26.0	24	10	9	0	1	10	33	2	0	.245
2004	Rochester (AAA)	3	2	2.49	41	0	0	0	19	50.2	38	20	14	5	1	17	64	1	0	.205
	MINNESOTA	3	0	2.00	22	0	0	0	0	27.0	17	6	6	2	1	12	14	1	0	.179
2005	MINNESOTA	12	5	2.71	75	0	0	0	1	79.2	61	28	24	6	5	29	25	2	0	.219
2006	MINNESOTA	4	5	3.52	68	0	0	0	1	76.2	79	31	30	6	2	18	60	1	0	.262
2007	MINNESOTA	1	2	5.51	18	0	0	0	0	16.1	19	16	10	4	1	4	10	0	1	.292
2008	MINNESOTA	5	4	3.59	66	0	0	0	0	62.2	62	29	25	6	1	24	50	2	0	.257
2009	MINNESOTA	7	4	4.70	56	0	0	0	0	51.2	48	28	27	3	5	27	43	1	1	.250
	Rochester (AAA)	1	0	2.55	12	0	0	0	1	17.2	13	5	5	0	0	8	22	3	0	.206
2010	MINNESOTA	1	1	3.04	71	0	0	0	1	68.0	53	27	23	5	1	27	62	3	0	.215
2011	CHICAGO (AL)	8	3	2.62	67	0	0	0	1	65.1	50	20	19	7	0	31	70	0	1	.215
2012	CHICAGO (AL)	2	3	2.44	51	0	0	0	0	48.0	29	14	13	5	1	23	60	4	0	.171
	Charlotte (AAA)#	0	0	0.00	2	2	0	0	0	2.0	0	0	0	0	1	0	3	0	0	.000
2013	CHICAGO (AL)	2	3	0.74	38	0	0	0	0	36.2	31	6	3	0	1	11	46	0	0	.225
	MINOR LEAGUE TOTALS	13	7	1.98	128	2	0	0	42	182.0	108	50	40	5	6	61	232	8	1	.170
	MAJOR LEAGUE TOTALS	45	30	3.05	532	0	0	0	4	532.0	449	205	180	44	18	206	440	14	3	.229
	# Rehab assignment																			

2014 HOUSTON ASTROS

CRAIN CAREER TRANSACTIONS

- Selected by Minnesota in the second round of the June 2002 draft.
- On Disabled List, May 16-Oct. 10, 2007 (right shoulder inflammation).
- On Disabled List, April 18-May 4, 2009 (right shoulder inflammation).
- Signed by Chicago (AL) as a free agent on Dec. 20, 2010.
- On Disabled List, April 21-May 15, 2012 (strained left oblique).
- On Disabled List, June 24-July 21, 2012 (right posterior shoulder strain).
- Placed on Disabled List, July 3, 2013 (sprained right shoulder).
- Acquired by Tampa Bay from Chicago in exchange for two PTBNLs (LHP Sean Bierman, IF Ben Kline) and cash considerations on July 29, 2013.
- Removed from Disabled List, Sept. 23, 2013 (sprained right shoulder).
- On Disabled List, Sept. 30-Oct. 31, 2013 (strained right shoulder).
- Signed by Houston as a free agent on Jan. 3, 2014.

CRAIN CAREER HIGHS

Longest Winning Streak:	11 -- Sept. 1, 2004-July 1, 2005
Longest Losing Streak:	4 -- April 20-June 7, 2006
Strikeouts:	4 (4x) -- last, Sept. 28, 2012 vs. Tampa Bay
Walks:	4 -- Aug. 7, 2006 at Detroit
Innings (starter):	none
Innings (relief):	3.0 -- April 20, 2006 vs. Los Angeles (AL)
Low-Hit Game (CG):	none



LUIS CRUZ

62

Bats/Throws: Left/Left
Born: 9/10/90 in San Juan, PR

Opening Day Age: 23
Contract Status: Signed through 2014

Acquired: Selected in the ninth round of the June 2008 draft.

Height/Weight: 5-9/198
Resides: San Juan, PR
ML Service: 0.000

LHP

CAREER HIGHLIGHTS

- Left-handed starter enters the 2013 season with a 34-29 career minor league record with a 4.59 ERA (285ER/559IP)...has recorded 535 strikeouts in his 559.0 career innings pitched.
- Last season with Advanced Class A Advanced Lancaster and Double A Corpus Christi, led all Astros minor leaguers with 150 strikeouts in his 130.1 innings pitched...made just four appearances (two starts) with the Hooks, but was dominant in limited action...allowed just one run in 17.0 innings (0.53 ERA) while striking out 21 at the Double A level...earned the Texas League Player of the Week honors for the week of Aug. 26-Sept. 3 after tossing a two-hit, 14-strikeout complete game shutout on Aug. 26 at San Antonio.
- His strikeout numbers spiked in 2012 with Class A Lexington, where his 135 strikeouts led the club and ranked third in the South Atlantic League.
- Entering his second professional campaign in 2009, was ranked by *Baseball America* as the Astros No. 30 prospect.

NOTES

- Graduated from Academia Santa Monica High School in San Juan, Puerto Rico in 2008...was selected by Houston in the ninth round of the June 2008 draft...signed by Astros scout Joey Sola.
- Added to the Astros 40-man roster on Nov. 21, 2013...signed to a one-year contract that runs through the 2014 season.

2014 HOUSTON ASTROS

MINOR LEAGUES:

2013: Combined to go 10-6 with one complete game, two saves and a 4.56 ERA (66ER/130.1IP) in 31 games (20 starts) for Class A Advanced Lancaster (27g/18gs) and Double A Corpus Christi (4g/2gs)...struck out 150 batters in his 130.1 innings pitched and allowed just a .235 opponent's batting average...led all Astros minor leaguers in strikeouts...made one appearance as a minor league call-up in Astros Major League Spring Training and tossed 2.0 scoreless innings, allowing one hit and striking out two...began his season at Lancaster as a piggyback starter and made 17 turns alternating starts and relief appearances...inserted into the rotation for his final 10 starts with the club...earned Lancaster's Pitcher of the Month in April and June...went 1-1 with a save and a 3.47 ERA (9ER/23.1IP) with 30 strikeouts in 23.1 innings pitched in his six games (3 starts) in April...in June, he went 3-1 with a 1.99 ERA (7ER/31.2IP) with 40 strikeouts in 31.2 innings pitched in seven games (five starts)...allowed just a .193 average in the month...promoted to Corpus Christi on Aug. 15 and made four appearances (two starts) with the Hooks...was dominant at Corpus Christi, allowing just one run in 17.0 innings (0.53 ERA) while striking out 21...earned Texas League Player of the Week Honors for the week of Aug. 26-Sept. 3 after tossing a two-hit, 14-strikeout complete game shutout on Aug. 26 at San Antonio...following the season, returned to pitch for Caguas in the Puerto Rican Winter League and made six starts, posting a 3.52 ERA (9ER/23IP) and 17 strikeouts...**2012:** Returned to Class A Lexington for his third consecutive season and finished his year 9-8 with a 4.05 ERA (66ER/146.2IP)...his 135 strikeouts led the club and finished third in the South Atlantic League...finished second on the club and fifth in the SAL in innings pitched...was Lexington's Pitcher of the Month in May after going 4-0 with a 1.85 ERA (8ER/39IP) in six starts...for the first time since he was drafted, did not pitch in the Winter Leagues...**2011:** Promoted to Class A Advanced Lancaster at the beginning of the season and made four starts for the JetHawks before being demoted back to Class A Lexington...on the season, combined to post a 5-5 record with a 5.71 ERA (66ER/104IP) in 22 games, including 14 starts...during his time at Lexington, struck out 92 hitters in his 91.0 innings of work, marking his first time to fan over one hitter an inning at any stop in his career...for his fourth consecutive season, pitched for Caguas in the Puerto Rican Winter League and went 0-3 with a 4.31 ERA (23ER/48IP) in 11 games (10 starts) following the regular season...**2010:** Advanced to Class A Lexington in his third professional campaign and made 20 appearances (16 starts), posting an 8-5 record with one complete game and a 3.61 ERA (40ER/99.2IP)...tied for the club lead with eight wins...earned Lexington's Pitcher of the Month in July after posting a 3-1 record and a 2.78 ERA (10ER/32.1IP) in five starts in the month...finished off his month with a 10-strikeout performance in 7.2 innings pitched on July 29 vs. Delmarva...following the regular season, had a solid Winter Ball performance for the Criollos de Caguas...made six starts in the Puerto Rican Winter League and went 3-2 with a 2.93 ERA (10ER/30.2IP)...**2009:** Entered the season ranked as the Astros No. 30 prospect by *Baseball America*...returned to Rookie Level Greeneville for his second season and made 12 appearances, including 10 starts...won his first start of the year at Bristol (0ER/6IP) and went winless over his next 11 appearances...following the season, made two scoreless 1.0-inning appearances for the Criollos de Caguas in the Puerto Rican Winter League...**2008:** Selected in the ninth round of the 2008 draft on June 6 and signed with the Astros organization the next day, June 7...assigned to Rookie Level Greeneville and made seven starts, posting a 1-1 record and a 2.28 ERA (6ER/23.2IP)...made his professional debut on June 21 vs. Danville and tossed 2.0 scoreless frames...did not allow a run in five of his seven starts...following the season, made two appearances for the Criollos de Caguas in the Puerto Rican Winter League.

L. CRUZ

LUIS L. CRUZ

Year	Team	W	L	ERA	G	GS	CG	SHO	SV	IP	H	R	ER	HR	HB	BB	SO	WP	BK	AVG
2008	Greeneville (R)	1	1	2.28	7	7	0	0	0	23.2	20	7	6	2	1	7	19	2	1	.227
2009	Greeneville (R)	1	4	6.75	12	10	0	0	0	54.2	62	43	41	10	5	22	41	8	0	.290
2010	Lexington (A)	8	5	3.61	20	16	1	0	0	99.2	96	49	40	5	5	26	88	6	0	.253
2011	Lancaster (A)	0	1	14.54	4	4	0	0	0	13.0	24	21	21	7	2	6	10	5	0	.407
	Lexington (A)	5	4	4.45	18	14	0	0	0	91.0	99	53	45	15	1	23	92	7	1	.276
2012	Lexington (A)	9	8	4.05	28	24	0	0	0	146.2	152	74	66	12	9	47	135	17	1	.263
2013	Lancaster (A)	8	6	5.16	27	18	0	0	2	113.1	111	67	65	10	9	40	129	8	5	.253
	Corpus Christi (AA)	2	0	0.53	4	2	1	1	0	17.0	5	1	1	0	0	4	21	0	0	.093
MINOR LEAGUE TOTALS		34	29	4.59	120	95	2	1	2	559.0	569	315	285	61	32	175	535	53	8	.262

CRUZ CAREER TRANSACTIONS

- Selected by Houston in the ninth round of the June 2008 draft.

2014 HOUSTON ASTROS



RHINER CRUZ

55

Bats/Throws: Right/Right
 Born: 11/1/86 in Santo Domingo, DR
 Opening Day Age: 27
 Contract Status: Signed through 2014
 Acquired: From New York (NL) in the Rule 5 Major League Draft on Dec. 8, 2011.

Height/Weight: 6-2/210
 Resides: Santo Domingo, DR
 ML Service: 1.054

NON-ROSTER INVITEE

RHP

CAREER HIGHLIGHTS

- Has made 72 Major League appearances, all coming with Houston, since making the 2012 Astros as a Rule 5 Draft pick...owns a career 1-3 record with a 5.31 ERA (45ER/76.1IP) in his Major League career.
- Has gone 15-18 with a 3.59 ERA (153ER/383.1IP) in 254 minor league appearances (one start)...has saved 45 games in 59 opportunities and has limited opposing hitters to a .227 batting average over his career.
- Has been with three organizations in his career, including Detroit (2004-05), New York-NL (2007-11) and Houston (2012-13).
- Pitched for Team Spain in the World Baseball Classic in 2013 before making his second straight Opening Day roster with the Astros.
- Appeared in 52 games in 2012 in what was his first action in the Majors...ranked fifth in appearances among National League rookie hurlers...also finished fourth on the club in relief appearances and third in relief innings.
- Posted a 1.92 ERA (13ER/61IP) with 22 saves in 2009...led all Mets minor leaguers and ranked third in the South Atlantic League in saves that season.
- Has pitched for the Gigantes del Cibao in the Dominican Winter League in each of the last three seasons and in four of his last five (2009, 2011-13).



NOTES

- Signed with Detroit as a 16-year-old non-drafted free agent out of Santo Domingo, DR, on Sept. 30, 2003...signed by Tigers scout Ramon Pena.
- Is one of three players in Major League Spring Training who was acquired via the Rule 5 Draft...he joins IF Marwin Gonzalez, who was a Rule 5 Draft pick but acquired via trade in 2011, and RHP Josh Fields, who was chosen by Houston in 2012.
- Was added to the Astros 40-man roster after being drafted in the Major League portion of the 2011 Rule 5 Draft...stayed on the Astros 40-man for two seasons before being outrighted on Dec. 23, 2013.
- Is currently signed to a minor league contract for the 2014 season...invited to Major League Spring Training on Jan. 14, 2014.

2013: Second-year pitcher posted a 3.38 ERA (8ER/21.1IP) across 20 Major League appearances...posted a 2.00 ERA (2ER/9IP) in eight home games and held lefties to a .225 (9x40) opponent's batting average...allowed only one run over his final eight MLB games (9IP) lowering his ERA from 5.11 to 3.38...had two MLB stints this season after making the club out of Spring Training...was with the Astros from Opening Day thru May 1 and from Sept. 8 thru the end of the season...was one of eight players, and one of four pitchers (also, Harrell, Norris, Wright) to appear on both the Astros 2012 and 2013 Opening Day rosters...in his first stint, went 0-1 with a 4.40 ERA (7ER/14.1IP) in 14 games (all coming in April)...led the club and was tied for first in the American League in appearances at the time of his option...posted a 1.29 ERA (1ER/7IP) in his six September outings...pitched for Team Spain in the World Baseball Classic (3ER/1.1IP)...after the WBC, made nine relief appearances for the Astros in Spring Training, giving up just one run in 8.2 innings (1.04 ERA) en route to making the Opening Day roster...struck out six and gave up just five hits...spent four months at Triple A OKC and went 1-2 with two saves and a 4.75 ERA (22ER/41.2IP) in 37 games...allowed a .227 opponent's batting average and fanned 38 in 41.2 innings pitched...following the season, made nine appearances for the Gigantes del Cibao in the Dominican Winter League and posted a 5.14 ERA (4ER/7.0IP).

2012: Rookie-hurler appeared in 52 games in what was his first action in the Majors...the first overall selection in the Rule 5 Draft ranked fifth in the NL in appearances among rookie relievers...finished fourth on the club in relief appearances and third in relief innings...placed on the DL on April 24 (sprained right ankle)...reinstated on May 9...was 1-0 with a 3.12 ERA (6ER/17.1IP) in 16 appearances through May 31...from June 28-July 18, posted a 1.13 ERA (1ER/8IP) in seven games with three hits allowed (.115 opp. batting average)...allowed 16 runs in his final 22 games...in four games against AL West opponents, posted a 3.38 ERA (2ER/5.1IP) with six

2014 HOUSTON ASTROS

strikeouts and no walks...allowed two runs (one earned) in 1.2 innings pitched during a two-game rehab stint with Triple A Oklahoma City...made 16 appearances in the Dominican Winter League in 2012 with Gigantes del Cibao...went 1-1 with a 2.57 ERA (4ER/14IP) and 18 punchouts to go along with a 2.60 groundballs per flyball ratio.

MINOR LEAGUES:

2011: Combined to post a 5-3 record with seven saves and a 3.89 ERA (31ER/71.2IP) in 44 appearances for Double A Binghamton (36 games) and Class A Advanced St. Lucie (8g)...began the year with St. Lucie and promoted to Binghamton on May 9...after the promotion, went seven for eight in save opportunities and allowed just a .202 (43x213) opponents batting average...was pitching for Cibao in the Dominican Winter League when he was drafted by Houston as the first overall pick in the 2011 Rule 5 Draft...finished his winter ball regular season with no record and a 1.47 ERA (3ER/18.1IP) in 21 appearances...**2010:** Promoted to Class A Advanced St. Lucie and made a career-high 51 appearances, recording six saves in 75.1 innings...**2009:** After spending the final two months of his 2008 season with Class A Savannah, returned to pitch the entire season with the club...served as the Sand Gnats closer, posting a 2-2 record with 22 saves (in 25 opps.) in 50 appearances...led all Mets minor leaguers and finished third in the South Atlantic League in saves...following the season, played for the Gigantes del Cibao in the Dominican Winter League, making three appearances...**2008:** Combined to go 2-2 with a 4.73 ERA (21ER/40IP) in 21 appearances for Class A Short-Season Brooklyn (6g) and Class A Savannah (15g)...pitched one month with Brooklyn before his promotion to Savannah on July 6...**2007:** Signed by the Mets on Feb. 15 and ended up playing at three different levels in 2007...combined to post a 3-2 record and a 1.41 ERA (5ER/32IP) at his three stops...began the year with the DSL Mets, making four appearances...promoted to the GCL Mets on June 24 and made four scoreless appearances (6IP) before being placed on the DL...activated and promoted to Kingsport on July 12...made 11 appearances to close out his season at Kingsport, allowing only one run in 12.2 innings pitched (0.71 ERA)...**2006:** Began the year with Detroit, but was released by the club on June 16 before the short-season affiliates began play...**2005:** Repeated the year with the GCL Tigers and pitched exactly twice the amount of innings as appearances (28IP, 14g)...**2004:** Began his professional career as a 17-year-old for the Tigers Gulf Coast League affiliate...tossed 32.0 innings in his 16 relief appearances.

PERSONAL:

Rhiner and his wife LeyDee reside in Santo Domingo, DR, in the offseason.

RHINER ALLEN MONTERO CRUZ

Year	Team	W	L	ERA	G	GS	CG	SHO	SV	IP	H	R	ER	HR	HB	BB	SO	WP	BK	AVG
2004	GCL Tigers (R)	0	1	4.78	16	0	0	0	0	32.0	37	20	17	3	1	19	26	3	0	.298
2005	GCL Tigers (R)	1	0	4.50	14	0	0	0	1	28.0	35	15	14	5	5	12	23	4	0	.299
2006										--Did not play--										
2007	DSL Mets (R)	0	1	2.70	4	1	0	0	1	13.1	8	9	4	0	4	10	18	2	0	.170
	GCL Mets (R)	2	0	0.00	4	0	0	0	0	6.0	1	0	0	0	2	5	4	0	0	.056
	Kingsport (R)	1	1	0.71	11	0	0	0	4	12.2	7	1	1	0	0	14	13	0	0	.184
2008	Brooklyn (A)	0	0	3.72	6	0	0	0	1	9.2	9	5	4	1	2	6	13	2	1	.243
	Savannah (A)	2	2	5.04	15	0	0	0	1	30.1	27	20	17	4	2	14	33	2	0	.235
2009	Savannah (A)	3	3	1.92	50	0	0	0	22	61.0	42	14	13	2	8	31	55	8	0	.199
2010	St. Lucie (A)	0	5	3.46	51	0	0	0	6	75.1	62	34	29	6	12	53	66	9	0	.232
2011	St. Lucie (A)	2	1	2.77	8	0	0	0	0	13.0	9	9	4	1	2	6	18	3	0	.200
	Binghamton (AA)	3	2	4.14	36	0	0	0	7	58.2	43	27	27	4	5	39	51	7	0	.202
2012	HOUSTON	1	1	6.05	52	0	0	0	0	55.0	65	38	37	8	2	29	46	3	0	.297
	Oklahoma City (AAA)#	0	0	5.40	2	0	0	0	0	1.2	1	2	1	1	1	1	3	0	0	.200
2013	HOUSTON	0	2	3.38	20	0	0	0	0	21.1	25	9	8	2	2	11	10	1	0	.305
	Oklahoma City (AAA)	1	2	4.75	37	0	0	0	2	41.2	34	25	22	6	3	32	38	6	1	.227
MINOR LEAGUE TOTALS		15	18	3.59	254	1	0	0	45	383.1	315	181	153	32	47	242	361	46	2	.227
MAJOR LEAGUE TOTALS		1	3	5.31	72	0	0	0	0	76.1	90	47	45	10	4	40	56	4	0	.299

CRUZ CAREER TRANSACTIONS

- Signed by Detroit as a non-drafted free agent on Sept. 30, 2003.
- Signed by New York (NL) as a minor league free agent on Feb. 15, 2007.
- Selected by Houston from New York (NL) in the Major League Rule 5 Draft on Dec. 8, 2011.
- On Disabled List, April 24-May 9, 2012 (sprained right ankle).

2014 HOUSTON ASTROS

CRUZ CAREER HIGHS

Longest Winning Streak:	1 -- April 14-July 27, 2012
Longest Losing Streak:	3 -- July 27, 2012-Sept. 19, 2013
Strikeouts:	3 (4x) -- last, Sept. 14, 2012 vs. Philadelphia
Walks:	3 (2x) -- last, April 20, 2013 vs. Cleveland
Innings (starter):	none
Innings (relief):	2.0 (9x) -- last, Sept. 17, 2013 vs. Cincinnati
Low-Hit Game (CG):	none



JORGE DE LEON

67

Bats/Throws: Right/Right

Born: 8/15/87 in La Cega, Azua, DR

Opening Day Age: 26

Contract Status: Signed through 2014

Acquired: Signed as a non-drafted free agent on May 30, 2006.

Height/Weight: 6-0/185

Resides: La Cega, Azua, DR

ML Service: 0.054

NON-ROSTER INVITEE

RHP

CAREER HIGHLIGHTS

- Hard throwing right-hander will spend his ninth consecutive season (2006-14) in the Astros organization and just his fifth as a pitcher.
- Made his Major League debut on Aug. 9, 2013 vs. TEX (2ER/1.1IP) after having his contract selected from Triple A on Aug. 7...would make 11 total appearances for Houston in 2013, including nine in Sept. (4.32 ERA, 4ER/8.1IP).
- Pitched his entire 2011 season out of Class A Lexington's bullpen, serving as the club's primary closer...ranked second among all Astros minor leaguers with 16 saves (in 20 opportunities) that season.
- Converted to the mound in 2010 and posted a 2-1 record with six saves and a 0.64 ERA (2ER/28IP) in 23 appearances at Class A Short Season Tri-City.
- Spent his first four professional seasons (2006-09) as an infielder in the Astros system, combining to hit .213 (139x653) with 32 doubles, 11 triples, six homers and 66 RBI in 206 games.

★ NOTES

- Was originally signed by Houston as an 18-year old, non-drafted free agent out of the Dominican Republic on May 30, 2006... signed by Astros scouts Julio Linares and Sergio Beltre.
- Has been outrighted off the Astros 40-man roster twice in his career since originally having his contract selected from the minors on Nov. 19, 2010...was outrighted on Nov. 2, 2012 and again added on Aug. 7, 2013...outrighted for the second time on Oct. 17, 2013.
- Is currently signed to a minor league contract for the 2014 season...invited to Major League Spring Training on Jan. 14, 2014.

2013: Rookie reliever appeared in 11 games for the Astros across two stints...was selected from Triple A OKC on Aug. 7 and made two appearances before being optioned on Aug. 13...recalled on Sept. 1 and made nine appearances in September...posted a 4.32 ERA (4ER/8.1IP) in his Sept. outings...made his Major League debut on Aug. 9 vs. TEX (2ER/1.1IP)...went 0-3 with 12 saves and a 3.46 ERA (25ER/67.2IP) in 41 games (three starts) combined between OKC (12g) and Double A Corpus Christi (29g)...began the year with Corpus Christi and collected six saves, while posting a 4.27 ERA (25ER/52.2IP) before being promoted to OKC on July 25...made five scoreless appearances at OKC (7.1IP) before his selection to the Astros...including his two stints at Triple A OKC, was 6-for-6 in save opportunities and owned a 0.60 ERA (1ER/15IP).

MINOR LEAGUES:

2012: Was at Astros Major League Spring Training for his second consecutive season and made two appearances in the Spring, picking up one save and posting a 4.50 ERA (1ER/2IP)...optioned to minor league camp on March 13...began his regular season in Class A Advanced Lancaster's bullpen...made 13 of his first 14 appearances out of the bullpen thru May 9...would make 13 straight starts from May 12-July 19...moved back to the bullpen for his final 13 appearances, posting three saves and a 4.67 ERA (9ER/17.1IP) over that time span...outrighted off the Astros 40-man roster on Nov. 12 and became a free agent...re-signed with Houston to a minor league contract on Nov. 22...**2011:** Pitched the entire season out of

2014 HOUSTON ASTROS

Class A Lexington's bullpen, serving as the club's primary closer...ranked second among all Astros minor leaguers with 16 saves (in 20 opportunities), trailing only RHP Kirk Clark (Class A Advanced Lancaster)...set career highs in every pitching category, as the 2011 campaign was his second year as a pitcher and his first above a short-season affiliate...spent some of Spring Training with the Astros, appearing in five games and allowing six runs in 4.1 innings (12.46 ERA)...optioned to minor league camp on March 14 and assigned to Lexington for the regular season...had one stint on the 7-day DL from May 19-29...pitched for the Leones del Escogido in the Dominican Winter League and finished with no record and a 2.16 ERA (2ER/8.1IP) in nine appearances...**2010:** Went 2-1 in his first season as a pitcher...was converted from an infielder after the 2009 season...was 6-for-8 in save opportunities with his six saves ranking second on the Tri-City team behind only Michael Ness' seven...his 0.64 ERA was the lowest among all Tri-City pitchers (min. 10 G)...struck out 29 batters during the season while walking 12...**2009:** Split time between Tri-City and Lexington, combining to hit .206 (39x189) with 16 RBI in 66 games...**2008:** Spent the season with the Greeneville Astros of the Appalachian League, where he hit .235 over 32 games...hit .343 over 43 at-bats in the month of July...slugged his lone home run of the season on July 27 against Bristol...**2007:** Hit .190 with two homers and 17 RBI in 52 games with the Dominican Summer League Astros...knocked in three runs against the Angels on July 14...plated three against the Braves on June 5...**2006:** Played in 56 games in the Dominican Summer League and hit .230 (42x183) with three homers and 19 RBI.

DE LEON

JORGE LUIS DE LEON

Year	Team	AVG	G	AB	R	H	2B	3B	HR	RBI	BB	SO	SB	CS	OBP	SLG	SF	SH	HB	E
2006	DSL Astros (R)	.230	56	183	21	42	8	3	3	19	15	57	5	7	.297	.355	1	2	3	27
2007	DSL Astros (R)	.190	52	179	23	34	9	3	2	17	15	41	3	3	.298	.307	1	1	13	22
2008	Greeneville (R)	.235	32	102	16	24	6	2	1	14	6	24	1	2	.297	.363	0	0	3	12
2009	Lexington (A)	.187	43	123	14	23	5	1	0	9	3	38	2	2	.219	.244	0	2	2	18
	Tri-City (A)	.242	23	66	7	16	4	2	0	7	4	13	1	0	.296	.364	0	1	1	9
MINOR LEAGUE TOTALS		.213	206	653	81	139	32	11	6	66	43	173	12	14	.283	.323	2	6	22	88

Year	Team	W	L	ERA	G	GS	CG	SHO	SV	IP	H	R	ER	HR	HB	BB	SO	WP	BK	AVG
2010	Tri-City (A)	2	1	0.64	23	0	0	0	6	28.0	26	5	2	0	1	12	29	2	0	.248
2011	Lexington (A)	6	4	3.42	43	0	0	0	16	55.1	48	29	21	5	1	13	51	5	2	.225
2012	Lancaster (A)	2	9	7.70	40	14	0	0	6	87.2	116	88	75	11	4	44	60	9	0	.320
2013	Corpus Christi (AA)	0	3	4.27	29	3	0	0	6	52.2	42	26	25	7	2	15	36	3	0	.226
	Oklahoma City (AAA)	0	0	0.60	12	0	0	0	6	15.0	8	1	1	0	0	2	12	0	0	.151
	HOUSTON	0	1	5.40	11	0	0	0	0	10.0	12	7	6	1	1	7	6	2	0	.293
MINOR LEAGUE TOTALS		10	17	4.68	147	17	0	0	40	238.2	240	149	124	23	8	86	188	19	2	.261
MAJOR LEAGUE TOTALS		0	1	5.40	11	0	0	0	0	10.0	12	7	6	1	1	7	6	2	0	.293

DE LEON CAREER TRANSACTIONS

• Signed by Houston as a non-drafted free agent on May 30, 2006.

DE LEON CAREER HIGHS

Longest Winning Streak:none
 Longest Losing Streak: 1 – Sept. 18, 2013-current
 Strikeouts: 1 (6x) – last, Sept. 22, 2013 at Cleveland
 Walks: 3 – Sept. 18, 2013 vs. Cincinnati
 Innings (starter):none
 Innings (relief): 2.0 – Sept. 18, 2013 vs. Cincinnati
 Low-Hit Game (CG):none

2014 HOUSTON ASTROS



DELINO DESHIELDS 80

Bats/Throws: Right/Right
Born: 8/16/92 in Gaston, GA
Opening Day Age: 21

Contract Status: Signed through 2014

Acquired: Selected in the first round (eighth overall) of the June 2010 draft.

Height/Weight: 5-9/208
Resides: Ocala, FL
ML Service: 0.000

NON-ROSTER INVITEE

OF

CAREER HIGHLIGHTS

- The eighth overall pick in the 2010 draft enters his fifth professional season...owns a career .275 (422x1533) batting average with 72 doubles, 25 triples, 26 homers, 187 steals and a .366 on-base percentage in 383 games.
- Enters the 2014 season as an outfielder after playing exclusively second base over his last three professional seasons (2011-13)...made the transition during the 2013 Arizona Fall League.
- Has been a highly ranked prospect throughout his minor league career...enters the 2014 season ranked as Houston's No. 6 prospect by ESPN.com and the No. 7 prospect per MLB.com... has also made top 100 lists for all of minor league baseball entering this season, coming in at No. 74 (MLB.com) and No. 80 (ESPN.com)...*Baseball America* has pinned DeShields as the club's No. 6 prospect (2013), No. 8 prospect (2012) and No. 2 prospect (2011) over the last few seasons...has also been named by *BA* as the club's 'Fastest Baserunner' (2011-13) and 'Best Athlete' (2011).
- Had a solid season at Class A Lancaster in 2013 and finished his season ranking second in the California League in OBP (.405), triples (14) and steals (51), and third in batting average (.317) and runs scored (100).
- Named to the 2013 All-Star Future's Game in the Mets Citi Field...joined SS Carlos Correa and OF George Springer on the roster, as the Astros were one of two teams in the Majors with the highest number of participants with three.
- Was the Astros 2012 Minor League Player of the Year after hitting .287 (154x537) with 113 runs scored, 24 doubles, eight triples, 12 homers, 101 steals, 83 walks and a .389 on-base percentage in 135 combined games between Class A Advanced Lancaster (24g) and Class A Lexington (111g).
- Ranked second in the minor leagues with 101 stolen bases in 2012, trailing only Billy Hamilton's total of 155...DeShields' 101 steals also set an Astros minor league record.
- Became the first minor league player in the modern era to steal 100-or-more bases and hit 10-or-more home runs in one season...in 1887, Count Campau accomplished the feat while playing in the Southern League...DeShields was also just the fourth minor leaguer since 2000 to tally 100-or-more stolen bases in one season.
- Named the Most Valuable Player of the 2012 California League Championship Series after he helped push the club to its first ever league title...hit .462 (6x13) with two steals in the three game set, including a solo home run in the deciding game of the series.
- Was one of just eight players named to *Baseball America's* 2012 Minor League All-Star Team...has a long list of accolades from the 2012 season: Lexington Legends Team MVP, SAL Midseason All-Star, SAL Postseason

★ NOTES

- Graduated from Woodward Academy High School in College Park, GA...in his senior year, he played outfield and earned 4-AAA All Region First Team honors while hitting .415 (39x94) with nine home runs, 40 RBI and 29 stolen bases...he was a two-sport star and was ranked as one of the top high school running backs in the state of Georgia.
- Selected by Houston with the eighth overall pick in the 2010 draft...signed with the Astros on Aug. 5, 2010, forgoing his commitment to LSU where he would have been a two-sport student athlete in baseball and football...signed by Astros scouts Bobby Heck and Lincoln Martin.
- At the time, DeShields was the club's highest first-round pick since 1992, when the Astros selected IF Phil Nevin with the first overall pick.
- Is the son of Delino Sr., who played 13 seasons in the Major Leagues as a second baseman, hitting .268 in 1,615 games with 244 doubles, 74 triples and 463 stolen bases.
- His sister, Diamond, is a star basketball player at the University of North Carolina in her 2014 freshman season...thru mid-January, Diamond led her team in scoring.
- Signed to a minor league contract, DeShields was invited to Major League Spring Training on Jan. 14, 2014.

2014 HOUSTON ASTROS

All-Star, MiLB.com Organization All-Star, Topps Class A All-Star...led the South Atlantic League in stolen bases (83) and ranked tied for second in runs (96) in 2012.

MINOR LEAGUES:

2013: Entered the season as the Astros No. 6 prospect and as a NRI at Astros Spring Training...impressed in Spring after hitting .412 (7x17) with 10 runs scored, one double, two steals and one RBI in 14 games...played his entire season at Class A Advanced Lancaster, hitting .317 (143x451) with 25 doubles, 14 triples, five home runs, 54 RBI, 51 stolen bases and a .405 on-base percentage...ranked second in the California League in OBP, triples and steals, and third in batting average and runs scored...got off to a slow start to the 2013 season (hit .250 in April), but was one of the top hitters at the Class A Level from July thru the end of the season...over that span, he ranked third among all Class A hitters with a .359 batting average while adding 55 runs, 16 doubles, eight triples, three homers, 31 stolen bases and a .993 OPS (.438 OBP/.555 SLG) in 50 games...was Lancaster's Player of the Month in August after hitting .365 (35x96) with seven doubles, five triples, 12 RBI and 11 stolen bases in the month...played in the All-Star Future's Game at Citi Field, along with fellow Astros prospects Carlos Correa and George Springer...played for Peoria in the Arizona Fall League and hit .275 (19x69) with four doubles, one triple and six RBI in 22 games...after playing the entire regular season as a second baseman, moved to center field for the AFL...**2012:** Was the Astros 2012 Minor League Player of the Year after hitting .287 (154x537) with 113 runs scored, 24 doubles, eight triples, 12 homers, 101 steals, 83 walks and a .389 on-base percentage in 135 combined games between Class A Advanced Lancaster (24g) and Class A Lexington (111g)...ranked second in the minor leagues with 101 stolen bases, trailing only Billy Hamilton's total of 155...DeShields' 101 steals also set an Astros minor league record...became the first minor league player in the modern era to steal 100-or-more bases and hit 10-or-more home runs in one season...in 1887, Count Campau accomplished the feat while playing in the Southern League...DeShields was also just the fourth minor leaguer since 2000 to tally 100-or-more stolen bases in one season...named the Most Valuable Player of the 2012 California League Championship Series after he helped push the club to its first ever league title...hit .462 (6x13) with two steals in the three game set, including a solo home run in the deciding game of the series...led the South Atlantic League in stolen bases (83) and ranked tied for second in runs (96)...was one of just eight players named to *Baseball America's* 2012 Minor League All-Star Team...has a long list of accolades from the 2012 season: Lexington Legends Team MVP, SAL Midseason All-Star, SAL Postseason All-Star, MiLB.com Organization All-Star, Topps Class A All-Star...following the season, was ranked by *Baseball America* as the No. 6 prospect and 'Fastest Baserunner' in the Astros system...also rated by the publication as the No. 12 prospect, 'Fastest Baserunner' and 'Best Baserunner' in the South Atlantic League...ranked by MiLB.com's 2012 Prospect Watch List as the No. 2 second base prospect in baseball...**2011:** Played his first full season with Class A Lexington, playing most of the season at the age of 18 as the sixth-youngest player in the South Atlantic League...spent the season adjusting to second base, after having been an outfielder in high school and in 2010...committed seven errors in his first 11 starts at second, but then committed only four errors in his next 48 games at second through July 4...earned Lexington's Defensive Player of the Month honors in May and July...committed only one error in 19 games at second base in May...hit .245 (49x200) with three homers, 15 stolen bases and 21 RBI over his final 52 games...finished his season with 30 stolen bases, which ranked second among all Astros minor leaguers...was successful in 22 of his last 25 attempts, including 11 straight from June 5-July 6...after the season, was tabbed by *Baseball America* as the No. 8 prospect and 'Fastest Baserunner' in the Astros organization...**2010:** Signed with Houston on Aug. 5 and reported to the Astros GCL club in Kissimmee...played in two games before bumping up to Rookie Level Greeneville...hit .313 (21x67) with eight RBI in his 16 games at Greeneville...ranked by *Baseball America* as the No. 2 prospect, 'Fastest Baserunner', and 'Best Athlete' in the Houston system and the No. 5 prospect in the Appalachian League following the season.

DELINO DIAAB DESHIELDS JR.

Year	Team	AVG	G	AB	R	H	2B	3B	HR	RBI	BB	SO	SB	CS	OBP	SLG	SF	SH	HB	E
2010	GCL Astros (R)	.111	2	9	3	1	0	0	0	0	1	2	0	0	.200	.111	0	0	0	0
	Greeneville (R)	.313	16	67	11	21	6	1	0	8	5	18	5	1	.356	.433	1	0	0	2
2011	Lexington (A)	.220	119	469	73	103	17	2	9	48	52	118	30	11	.305	.322	5	7	8	23
2012	Lexington (A)	.298	111	440	96	131	22	5	10	52	70	108	83	14	.401	.439	2	4	7	19
	Lancaster (A)	.237	24	97	17	23	2	3	2	9	13	23	18	5	.336	.381	1	1	2	5
2013	Lancaster (A)	.317	111	451	100	143	25	14	5	54	57	91	51	18	.405	.468	2	13	11	24
MINOR LEAGUE TOTALS		.275	383	1533	300	422	72	25	26	171	198	360	187	49	.366	.406	11	25	28	73

DESHIELDS CAREER TRANSACTIONS

- Selected by Houston in the first round (eighth overall) of the June 2010 draft.

2014 HOUSTON ASTROS



MATT DOMINGUEZ 30

Bats/Throws: Right/Right
Born: 8/28/89 in Van Nuys, CA
Opening Day Age: 24

Contract Status: Signed through 2014

Acquired: From Miami along with LHP Rob Rasmussen in exchange for IF Carlos Lee on July 4, 2012.

Height/Weight: 6-1/216
Resides: Van Nuys, CA
ML Service: 1.062

IF

CAREER HIGHLIGHTS

- The 12th overall pick in the 2007 draft has hit .248 (173x697) with 31 doubles, two triples, 26 homers and 95 RBI in exactly 200 career Major League games over three seasons with Florida (2011) and Houston (2012-13).
- Already has multiple noteworthy late-inning homers in his young career...hit a game-tying, 9th-inning two-run HR off Grant Balfour in a 5-4 win on July 23, 2013 vs. OAK, which snapped Balfour's streak of 44-consecutive successful save chances...hit a three-run homer in the top of the 9th inning off LHP Aroldis Chapman at CIN on Sept. 7, 2012, which pushed the Astros to a 5-3 win...the homer halted Chapman's streak of 27 consecutive successful save opportunities.
- In his age 23 season of 2013, became the youngest Astros player to hit 21+ homers in a season since Cesar Cedeño hit 26 in 1974...the only other Astro to hit 21+ homers before turning 24 was Jimmy Wynn (22 HR in 1965)...Cedeño did it three times before turning 24...among Astros third basemen all-time, his 21 homers ranked tied for seventh for a single season...the last Houston third-baseman to hit 21+ homers was current Astros minor league instructor Morgan Ensberg in 2006 (23 HR)...finished eighth in HR among Major League third basemen in 2013.
- Played in 31 Major League games (27 starts) at third base in 2012, committing just one error in 78 total chances for a .987 fielding percentage...marked the second-highest fielding percentage among MLB third basemen during that span (min. 75 total chances).
- Recorded his first career hit, a single off RHP R.A. Dickey, on Sept. 7, 2011 vs. NYM in his first career start.
- Was ranked as the top prospect in the Marlins organization heading into 2011 and the No. 4 prospect heading into 2012 by *Baseball America*.
- Twice named the 'Best Defensive Third Baseman' in his league by *Baseball America* (Southern League - 2011; Florida State League - 2009)...was a 2010 Southern League Postseason and Midseason All-Star, and was named the MVP of the 2010 Southern League All-Star Game after hitting two homers in the game...named a Florida State League Midseason All-Star in 2009.
- Played in the Arizona Fall League in both 2011 and 2009, making the AFL Rising Stars Game both years.

★ NOTES

- Graduated from Chatsworth High School (CA) in 2007 where he was a Rawlings First-Team All-American...over his career he compiled the most hits (179) and RBI (188) in school history...had his jersey retired by his alma mater on Feb. 4, 2012.
- At Chatsworth HS, played on the same side of the infield with Mike Moustakas, currently with the Kansas City Royals, with Dominguez manning third base and Moustakas playing shortstop...both players were drafted in the first round in 2007, with Moustakas going second overall and Dominguez going 12th overall.
- Selected by the Florida Marlins in the first round (12th overall) of the June 2007 draft...signed by Marlins scout Tim McDonnell.
- Matt grew up in Van Nuys, CA, which is a suburb of Los Angeles, where his father, Fernando, is a copy editor on the Los Angeles Times Sports Desk.
- Was originally added to a Major League 40-man roster in September of 2011 while with Florida.
- Acquired by Houston in July of 2012 in the trade that sent IF/OF Carlos Lee to Miami...currently signed to a one year contract that runs through the 2014 season.

2013: In his first full Major League season, ranked second on the club with 21 homers and third with 25 doubles...in his age 23 season, became the youngest Astros player to hit 21+ homers in a season since Cesar Cedeño hit 26 in 1974...the only other Astro to hit 21+ homers before turning 24 was Jimmy Wynn (22 HR in 1965)...Cedeño did it three times before turning 24...among Astros third basemen all-time, his 21 homers ranked tied for seventh for a single season...the last Houston third-baseman to hit 21+ homers was current Astros minor league instructor Morgan Ensberg in 2006 (23 HR)...finished eighth in HR among Major League

2014 HOUSTON ASTROS

DOMINGUEZ

third basemen in 2013...among AL third basemen, was fifth in RBI, seventh in slugging (.403), and eighth in doubles...finished third among MLB third basemen in assists (323) and total chances (431)...ranked fourth among AL third basemen in fielding percentage (.963)...according to Baseball Reference, finished fifth among MLB third basemen with 1.4 defensive wins above replacement...in Astros history, his 1.4 defensive WAR ranks fifth all-time among third basemen for a single season...recorded 46 RBI from the eighth spot in the batting order, which set a franchise record (previously A. Everett - 43 RBI in 2003) and led the Majors...17 of his 21 homers came off right-handers...went 6x11 (.545) with the bases loaded, including the first two grand slams of his career...the last Astro to hit two grand slams in a season was Carlos Lee in 2009...spent the entire season with the Astros and shared the club lead with Altuve in games played (152)...made his first Opening Day roster and started at third base on Opening Night...was the club's primary third baseman, making 149 starts at the position...made one start at DH...did not hit a HR until his 34th game of the season on May 11 vs. TEX, when he hit two HRs off Yu Darvish for his first career multi-HR game...from that game thru the end of the season, hit more HRs (21) than any AL third baseman aside from M. Cabrera (37HR), A. Beltre (24HR) and E. Longoria (24HR)...the last player to go homerless over his first 33 games of the season while finishing the year with over 20 homers was Jimmy Rollins in 2012 (went 33 homerless games before hitting 23 HR)...the last AL player to do this was David Ortiz in 2009, who went 35 games without a homer before hitting 28...ranked tied for fourth in the Majors with eight home runs during the month of May...added two more dramatic, 9th-inning home runs to his resume this season...snapped an 8-8 tie with a two-out, solo HR in the 9th inning on Aug. 26 at CWS off Addison Reed (10-8 win)...his first of the season was a game-tying, 9th-inning two-run HR off Grant Balfour in a 5-4 win on July 23 vs. OAK...snapped Balfour's streak of 44-consecutive successful save chances...over his last 41 games of the season, hit .277 with seven homers, 21 RBI, a .353 on-base percentage and a .465 slugging percentage.

2012: Played in a career-high 31 Major League games across two stints with the Astros...hit .287 (29x101) with five homers and 16 RBI in his second stint, a 27-game run to finish the season...on the season, posted a .373 (19x51) average with 10 RBI in 14 road games, which included a 12-game road hitting streak from Sept. 3-Oct. 2...played in 31 games at third base, including 27 starts...committed just one error in 78 total chances for a .987 fielding percentage...marked the second-highest fielding percentage among MLB third basemen (min. 75 TCs)...began his season at Triple A New Orleans in the Marlins organization...named the club's No. 4 prospect by *Baseball America* and No. 2 prospect by MLB.com at the beginning of the season...acquired by Houston along with minor league LHP Rob Rasmussen from Miami in exchange for 1B Carlos Lee on July 4...reported to the Astros MLB club before an option to Triple A Oklahoma City on July 8...recalled on Aug. 30 and spent the remainder of the season with Houston...from the 2nd inning on Aug. 30 vs. SF thru the 4th inning on Aug. 31 vs. CIN, hit for the cycle over the course of six at-bats (triple, double, groundout, single, lineout, homer)...this run included his first MLB home run on Aug. 31, a solo shot off RHP Mike Leake...hit four home runs over a span of 14 days from Aug. 31-Sept. 13, including a trio of three-run homers...his three-run homer in the top of the 9th inning off LHP Aroldis Chapman at CIN on Sept. 7 pushed the Astros to a 5-3 win...the homer halted Chapman's streak of 27 consecutive successful save opportunities...collected 14 RBI in September, which ranked tied for fourth among NL rookies...combined to hit .257 (115x447) with 24 doubles, nine homers and 69 RBI in 123 games with OKC (45g) and New Orleans (78g)...after his acquisition by Houston, hit .298 (48x161) with 23 RBI in 45 games with OKC.

2011: Hit .244 (11x45) with four doubles in 17 games with the Marlins as a September call-up after entering the year ranked as the No. 81 prospect in all of baseball by *Baseball America*...had contract purchased by Florida on Sept. 6 from Triple A New Orleans and made his Major League debut that night as a pinch-hitter in the 10th inning (hit by pitch)...suffered broken left elbow after being hit by a pitch on April 1 in a Triple A exhibition game and didn't see regular season action until May 10 with Class A Advanced Jupiter (4g)...played four games with Double A Jacksonville before joining Triple A New Orleans on May 19...missed time with a right hamstring strain suffered on Aug. 10...placed on the seven-day DL and returned on Aug. 24...ultimately played in 87 games with New Orleans before getting the call to Florida on Sept. 6...recorded his first career hit, a single, off RHP R.A. Dickey on Sept. 7 vs. NYM in his first career start...recorded his first career RBI on Sept. 12 at ATL and his first extra-base hit, a double, on Sept. 19 vs. ATL...his first multi-hit game was on Sept. 10 at PIT where he went 3x4...posted a combined .249 (89x358) average with 18 doubles, 12 homers and 58 RBI in 95 games between Class A Advanced Jupiter (4g), Double A Jacksonville (4g) and Triple A New Orleans (87g)...ranked by *Baseball America* as the No. 14 prospect in the Pacific Coast League...played in the Arizona Fall League where he was a participant in the AFL Rising Stars game.

MINOR LEAGUES:

2010: Hit .252 (127x504) with 34 doubles, 14 homers and 81 RBI in 138 games with Double A Jacksonville...ranked by *Baseball America* as the No. 4 prospect in the Marlins' system entering the season...earned Southern League Postseason and Midseason All-Star honors...hit 10 homers in the first half...was named the MVP of the 2010 Southern League All-Star Game after going 3x4 with two homers in the game...was named an MiLB.com Organization All-Star...**2009:** Posted a .247 (118x478) average with 32 doubles, 13 homers and 62 RBI in 134 games between Class A Advanced Jupiter (103g) and Double A Jacksonville (31g)...named a Florida State League Midseason All-Star...ranked as the No. 64 prospect in all of the minor

2014 HOUSTON ASTROS

leagues by *Baseball America* entering the season...also named the No. 12 prospect and the 'Best Defensive Third Baseman' in the Florida State League by *BA*...**2008:** In his first full season of professional baseball, hit .296 (102x345) with 18 homers, 70 RBI and an .853 OPS (.354 OBP/.499 SLG) in 88 games with Class A Greensboro...named the South Atlantic League Player of the Week on two occasions (Aug. 11-17, Aug. 25-31)...earned Marlins Player of the Month honors in August after hitting .333 (38x114) with 10 homers and 33 RBI in the month.

MATTHEW SCOTT DOMINGUEZ

Year	Team	AVG	G	AB	R	H	2B	3B	HR	RBI	BB	SO	SB	CS	OBP	SLG	SF	SH	HB	E
2007	GCL Marlins (R)	.100	5	20	0	2	0	0	0	2	1	2	0	0	.136	.100	1	0	0	0
	Jamestown (A)	.189	10	37	3	7	2	0	1	4	1	12	0	0	.211	.324	0	0	0	2
2008	Greensboro (A)	.296	88	345	59	102	16	0	18	70	28	68	0	1	.354	.499	3	0	5	12
2009	Jupiter (A)	.262	103	381	49	100	25	1	11	53	38	68	1	0	.333	.420	5	0	5	14
	Jacksonville (AA)	.186	31	97	10	18	7	0	2	9	14	24	0	0	.292	.320	1	1	1	4
2010	Jacksonville (AA)	.252	138	504	61	127	34	2	14	81	56	96	0	2	.333	.411	7	1	9	17
2011	Jupiter (A)	.167	4	18	0	3	0	0	0	2	1	3	0	0	.250	.167	0	0	1	0
	Jacksonville (AA)	.133	4	15	1	2	0	0	0	1	3	2	0	0	.316	.133	0	0	1	0
	New Orleans (AAA)	.258	87	325	47	84	18	1	12	55	24	50	0	1	.312	.431	4	0	3	13
	FLORIDA	.244	17	45	2	11	4	0	0	2	2	8	0	0	.292	.333	0	0	1	2
2012	New Orleans (AAA)	.234	78	286	27	67	14	0	7	46	23	31	0	1	.291	.357	3	2	1	11
	HOUSTON	.284	31	109	14	31	2	2	5	16	4	17	0	0	.310	.477	0	0	0	1
	Oklahoma City (AAA)	.298	45	161	21	48	10	0	2	23	11	21	0	0	.347	.398	2	1	2	6
2013	HOUSTON	.241	152	543	56	131	25	0	21	77	30	96	0	1	.286	.403	7	2	7	16
MINOR LEAGUE TOTALS		.256	593	2189	278	560	126	4	67	346	200	377	1	5	.323	.409	26	5	28	79
MAJOR LEAGUE TOTALS		.248	200	697	72	173	31	2	26	95	36	121	0	1	.290	.410	7	2	8	19

DOMINGUEZ CAREER TRANSACTIONS

- Selected by Florida in the first round (12th overall) of the June 2007 draft.
- Acquired by Houston along with LHP Rob Rasmussen from Miami in exchange for IF Carlos Lee on July 4, 2012.

DOMINGUEZ GAME HIGHS

Hits: 4 (2x) -- last, Aug. 18, 2013 at Los Angeles (AL)
Home Runs: 2 (2x) -- last, May 25, 2013 vs. Oakland
RBI: 5 -- June 18, 2013 vs. Milwaukee
Stolen Bases: none
Longest Hitting Streak: 6 -- Aug. 13-Sept. 20, 2012
Career Grand Slams (2): Sept. 13, 2013 vs. Los Angeles (AL) (Cory Rasmus)
 June 18, 2013 vs. Milwaukee (Tom Gorzelanny)

LEADOFF HR

PINCH-HIT HR

WALK-OFF HR

No. Date Opp. Pitcher
 none

No. Date Opp. Pitcher
 none

No. Date Opp. Pitcher
 none

DOMINGUEZ CAREER FIELDING

YEAR	POSITION	PCT.	G	PO	A	E	TC	DP
2013	Third Base	.963	149	92	323	16	431	28
TOTALS	Third Base	.965	196	116	403	19	538	38

2014 HOUSTON ASTROS



BOBBY DORAN

71

Bats/Throws: Right/Right

Born: 3/21/89 in Oklahoma City, OK

Opening Day Age: 25

Contract Status: Signed through 2014

Acquired: Selected in the fourth round of the June 2010 draft.

Height/Weight: 6-6/237

Resides: Flower Mound, TX

ML Service: 0.000

NON-ROSTER INVITEE

RHP

DORAN

CAREER HIGHLIGHTS

- The 6'6" starter has pitched four seasons in the Astros minor league system, posting a career 30-16 record and a 4.73 ERA (228ER/433.2IP) in 95 games, including 76 starts.
- Has 30 career minor league victories, including a 25-7 record over the last two seasons...went 11-2 in 2013 with Triple A OKC and Double A Corpus Christi...finished tied for third among all Astros minor leaguers with 11 wins in 2013.
- Named a California League Midseason All-Star in 2012 while pitching for Class A Advanced Lancaster...posted an 8-4 record and a 3.57 ERA (41ER/103.1IP) in 17 starts for the JetHawks that season...ranked second in the California League in ERA and third in home runs allowed, WHIP (1.21), and opponents average (min. 100 innings).

MINOR LEAGUES:

2013: Combined to go 11-2 with a 3.51 ERA (54ER/138.1IP) with Triple A OKC (8g/gs) and Double A Corpus Christi (23g/13gs)...began his year at Corpus as a piggyback starter...made two spot starts with OKC (June 25, July 23) before finishing his season with the RedHawks from Aug. 3 thru the end of the year...went undefeated (3-0) in his eight starts at OKC...finished tied for third among all Astros minor leaguers with 11 wins...**2012:** Returned to Advanced A Lancaster, where he pitched his entire 2011 season, and made 14 starts before a promotion to Double A Corpus Christi...made four turns in the Hooks rotation before returning to Lancaster...made three starts at Lancaster before returning to Corpus to make his final six starts of the season...combined to go 14-6 with a 4.00 ERA (70ER/157.1IP) in 27 starts on the season...was named a California League Midseason All-Star, after posting an 8-4 record and a 3.57 ERA (41ER/103.1IP) in 17 starts...ranked second in the California League in ERA and third in home runs allowed, WHIP (1.21), and opponents average (min. 100 innings)...**2011:** Moved to Class A Advanced Lancaster, where he made 22 appearances, including 13 starts...made 11 starts to begin the season before being placed on the DL on June 3...returned to action on July 20 and made nine of his last 11 appearances out of the bullpen...**2010:** After being drafted by Houston in the fourth round, signed his professional contract on June 9...assigned to Class A Short Season Tri-City and went 4-5 with a 4.67 ERA (37ER/71.1IP) in 15 starts for the ValleyCats...made his professional debut on June 19 vs. Connecticut, tossing 2.2 scoreless innings...tied for the club lead in starts...walked only nine batters in his 71.1 innings pitched...among New York-Penn League pitchers to toss at least 70.0 innings, his nine walks were only bested by teammate RHP Carlos Quevedo (8BB/85.1IP).

★ NOTES

- Attended Flower Mound HS and graduated in 2007...pitched the first no-hitter in Flower Mound HS history in 2007, helping lead his team to the district title and a No. 3 national ranking later that same year.
- Was not drafted out of high school and went on to attend Seward County College for two seasons (2008-09)...was the team's top pitcher in 2009 as he compiled a 10-3 overall record and a 2.58 ERA...drafted in the 36th round of the 2009 MLB Draft by Pittsburgh, but did not sign.
- Elected to transfer to Texas Tech and played one season as a Red Raider, posting a 5-4 record with one save and a 4.35 ERA...recorded 81 strikeouts in 89.0 innings pitched...received All-Big 12 Team Honorable Mention honors in 2010...started Texas Tech's Saturday game vs. Rice in the 2010 Houston College Classic hosted at Minute Maid Park and did not record a decision (2ER/7IP)...drafted by Houston in the fourth round of the June 2010 draft...signed by Astros scout Jim Stevenson.
- Is currently signed to a minor league contract for the 2014 season...invited to Major League Spring Training on Jan. 14, 2014.

2014 HOUSTON ASTROS

ROBERT MICHAEL DORAN

Year	Team	W	L	ERA	G	GS	CG	SHO	SV	IP	H	R	ER	HR	HB	BB	SO	WP	BK	AVG
2010	Tri-City (A)	4	5	4.67	15	15	0	0	0	71.1	85	42	37	4	4	9	50	7	0	.297
2011	Lancaster (A)	1	3	9.05	22	13	0	0	0	66.2	102	73	67	14	3	32	41	7	0	.355
2012	Lancaster (A)	8	4	3.57	17	17	0	0	0	103.1	95	50	41	8	3	30	72	10	0	.244
	Corpus Christi (AA)	6	2	4.83	10	10	0	0	0	54.0	61	29	29	6	1	16	43	5	1	.284
2013	Corpus Christi (AA)	8	2	3.26	23	13	0	0	2	94.0	87	40	34	11	5	23	69	2	2	.244
	Oklahoma City (AAA)	3	0	4.06	8	8	0	0	0	44.1	44	21	20	4	0	15	22	1	0	.259
MINOR LEAGUE TOTALS		30	16	4.73	95	76	0	0	2	433.2	474	255	228	47	16	125	297	32	3	.278

DORAN CAREER TRANSACTIONS

- Selected by Houston in the fourth round of the June 2010 draft.



DARIN DOWNS

38

Bats/Throws: Right/Left

Born: 12/26/84 in Southfield, MI

Opening Day Age: 29

Contract Status: Signed through 2014

Acquired: Claimed off waivers from Detroit on Nov. 1, 2013.

Height/Weight: 6-3/208

Resides: Lake Worth, FL

ML Service: 1.068

LHP

CAREER HIGHLIGHTS

- Has made 47 Major League appearances, all coming with Detroit, since making his MLB debut in 2012...owns a career 2-3 record with a 4.34 ERA (27ER/56IP) in his Major League career...has allowed just a .202 (20x99) batting average to lefties in his brief career.
- Made his first career Opening Day roster last season with the Tigers...made 29 appearances for Detroit in 2013, allowing just a .219 (14x64) average to fellow left-handed hitters.
- Had his contract purchased by the Tigers on July 3, 2012 and made his Major League debut that night vs. MIN, tossing a scoreless inning of relief...earned his first Major League win on Aug. 5, 2012 vs. CLE...during his MLB action that season, limited left-handed hitters to a .171 batting average (6x35).
- Posted big strikeout numbers in 2010 while splitting the season between Double A Montgomery and Triple A Durham in the Tampa Bay Rays organization...finished the year with 102 strikeouts in 88.1 innings pitched across 41 appearances (four starts).
- Selected to the Florida State League's Mid- and Postseason All-Star squads as he spent the majority of the 2009 season with Class A Charlotte...led the Florida State League with a 2.00 ERA and ranked fourth with 12 wins...ranked third among all league starters with 1.81 walks per nine innings, while he finished fourth with 10.83 baserunners per 9.0 innings and fifth with 8.32 strikeouts per 9.0innings.
- Reached the Double A level for the first time in his career in 2008 before the Cubs traded him to Tampa Bay in exchange for cash considerations on July 24.
- Spent the majority of his first four seasons (2003-06) as a starter in the minor leagues...for the first time in his career, spent nearly the entire season in the bullpen for Class A Daytona in 2007...responded by ranking fifth among all Florida State League relievers with 9.73 strikeouts per 9.0 innings.
- Was a 2005 Northwest League Postseason All-Star after finishing fourth among all league starters with 9.37 strikeouts per 9.0 innings with Class A Boise...also won a Northwest League Pitcher of the Week

NOTES

- Graduated from Santaluces High School in Lantana, FL in 2003...drafted by Chicago (NL) in the fifth round of the June 2003 draft...signed by Cubs scout Rolando Pino.
- Spent nine full seasons (2003-12) in the minor leagues before making his Major League debut with the Tigers in 2012.
- Suffered a skull fracture and a concussion while pitching for Double A Montgomery in 2009 after taking a batted ball off of his head above his left ear...lost the ability to speak and write for nearly 10 days.
- Claimed off waivers from Detroit this offseason on Nov. 1...was the second left-handed reliever acquired by Houston this offseason, (also, LHP Raul Valdes)...signed to a one-year contract that runs thru the 2014 season.

2014 HOUSTON ASTROS

award that season.

2013: Second-year reliever made his first appearance on a Major League Opening Day roster for the Tigers... made the club after making 13 Spring Training appearances and posting a 1-0 record and a 0.64 ERA (1ER/14IP)...fanned 16 hitters in 14.0 Spring Training innings, while allowing just a .173 opponent's batting average...finished his regular season with 29 big league appearances and a 4.84 ERA (19ER/35.1IP)...fanned 37 in 35.1 innings pitched and held lefties to a .219 (14x64) average...made 26 appearances to begin the season before going on the DL on July 7 with left rotator cuff tendinitis...made one rehab appearance with Class A West Michigan before being reinstated from the DL and immediately optioned to Triple A Toledo on Aug. 4...made 12 appearances for Toledo, posting a 2.30 ERA (4ER/15.2IP), before being recalled on Sept. 10... finished his Major League season with three appearances in September...did not make the Tigers playoff roster...claimed off waivers by Houston following the season on Nov. 1.

2012: Assigned to Triple A Toledo to begin the 2012 season, before he saw his first Major League action with the Tigers...sidelined from April 6-13 with a blister on his left thumb...did not allow a run over his final 10 appearances with the Mud Hens from June 9-July 2, tossing 8.1 scoreless innings...had his contract purchased by the Tigers from Toledo on July 3 and made his Major League debut that night vs. MIN, tossing a scoreless inning of relief...established a career high with five strikeouts on July 5 vs. MIN...earned his first Major League win on Aug. 5 vs. CLE...posted a 4.80 ERA (8ER/15IP) in 11 outings at home...did not allow a run in seven appearances on the road, tossing 5.2 innings...limited lefthanded hitters to a .171 batting average (6x35)... righties batted .293 (12x41) against him.

MINOR LEAGUES:

2011: Split the season between Double A Jacksonville and Triple A New Orleans in the Florida Marlins organization after signing with the club as a minor league free agent during the offseason...assigned to Jacksonville to begin the season and posted a 3.09 ERA (8ER/23.1IP) in five outings (four starts) during April...compiled a 0.92 ERA (2ER/19.2IP) over his final nine outings (one start) with Jacksonville from June 16-July 17...had his contract transferred from Jacksonville to New Orleans on July 19...fanned a season-high eight batters on Aug. 14 vs. Reno...started nine games with Aragua in the Venezuelan Winter League following the season, posting a 2-3 record and 3.35 ERA (15ER/40.1IP)...**2010:** Compiled a 12-4 record, 2.95 ERA (29ER/88.1IP) and 102 strikeouts in 41 appearances (four starts) during the season between Double A Montgomery and Triple A Durham in the Tampa Bay Rays organization...posted a season-best four-game winning streak with Montgomery from April 20-May 12 and later matched the high with a four-game winning streak with Durham from July 29-Aug. 11...registered a 0.84 ERA (1ER/10.2IP) and 18 strikeouts over a seven-outing stretch from May 29-June 18...fanned a season-high seven batters on May 29 vs. Tennessee...had his contract transferred from Montgomery to Durham for the remainder of the season on June 22...compiled a 1.15 ERA (2ER/15.2IP) and 16 strikeouts over a nine-outing stretch from July 25-Aug. 14...**2009:** Selected to the Florida State League's Mid- and Postseason All-Star squads as he spent the majority of the 2009 season with Class A Charlotte...led the Florida State League with a 2.00 ERA, while he finished fourth with 12 wins...ranked third among all league starters with 1.81 walks per 9.0 innings, while he finished fourth with 10.83 baserunners per 9.0 innings and fifth with 8.32 strikeouts per 9.0 innings...compiled a season-high five-game winning streak from April 14-May 5 -- matched the high with a second five-game winning streak with Charlotte from July 8-31...went the distance to earn the win on April 19 at Palm Beach...finished 4-0 with a 1.75 ERA (5ER/25.2IP) in four starts during April -- led the Florida State League with four wins during the month...fanned a season-high 10 batters in back-to-back starts on June 16 vs. Lakeland and June 25 at Dunedin...ranked third in the Florida State League with 37 strikeouts during June...posted a 2-1 record and 0.73 ERA (2ER/24.2IP) in four starts during the month...posted a 5-1 record, 1.66 ERA (7ER/38IP) and 31 strikeouts in six starts during July...led the Florida State League with five wins during the month, while he tied for fourth with 31 strikeouts...had his contract transferred from Charlotte to Montgomery for the remainder of the season on Aug. 6...started two games with Montgomery before landing on the disabled list for the remainder of the season on Aug. 18 with a concussion...suffered the concussion after taking a comebacker off his head above his left ear...**2008:** Saw action with Class A Daytona and Double A Tennessee in the Chicago Cubs organization to begin the 2008 season before he was acquired by Tampa Bay for cash considerations on July 24...assigned to Daytona to begin the season -- posted a 0.83 ERA (2ER/21.2IP) over a 12-outing stretch from April 12-May 16...had his contract transferred from Daytona to Tennessee on May 21...joined Class A Vero Beach after being acquired by Tampa Bay on July 24...struck out a season-high seven batters on Aug. 14 vs. Jupiter -- fanned seven batters on Aug. 27 at Daytona to match the season best...**2007:** Ranked fifth among all Florida State League relievers with 9.73 strikeouts per 9.0 innings as he spent the entire season with Class A Daytona... compiled a 1.54 ERA (2ER/11.2IP) in seven appearances during May...fanned a season-high five batters on July 6 vs. St. Lucie...matched the high with five strikeouts on July 20 vs. Brevard County...posted a 2.00 ERA (4ER/18IP) in 11 outings during August...**2006:** Spent the majority of the season with Class A Boise, tying for second on the club with four wins...sidelined from July 14-25 with a right oblique strain...had his contract transferred from Boise to the Arizona League Cubs on Aug. 6 -- appeared in two games with the Arizona League Cubs before his contract was transferred back to Boise on Aug. 11...compiled a 2.79

2014 HOUSTON ASTROS

ERA (3ER/9.2IP) in four outings with Boise during August...**2005:** Selected to the Northwest League's Post-season All-Star squad as he finished fourth among all league starters with 9.37 strikeouts per 9.0 innings with Class A Boise...assigned to Class A Peoria to begin the season -- made two starts with Peoria before he spent the remainder of the season with Boise...tabbed the Northwest League Pitcher of the Week for June 20-26 -- won his only decision during the week, fanning 12 batters in 10.0 scoreless innings during his two outings (one start)...posted a 3-2 record, 2.54 ERA (8ER/28.1IP) and 26 strikeouts in six starts during July -- tied for second in the Northwest League with three wins during the month, while he finished eighth with a 2.54 ERA...**2004:** Spent the entire season with Class A Boise, leading the club with 61 strikeouts...ranked ninth in the Northwest League in strikeouts...compiled a 3-1 record and 3.32 ERA (8ER/21.2IP) in five starts during August...**2003:** Made his professional debut with the rookie level Arizona League Cubs after being selected by Chicago in the fifth round of the June 2003 draft...signed his professional contract on June 7...named the 28th-best prospect in the Cubs organization following the season by *Baseball America*.

PERSONAL:

Darin and his wife Christy reside in Lake Worth, FL, in the offseason with their daughter Briana.

DARIN BURTON DOWNS

Year	Team	W	L	ERA	G	GS	CG	SHO	SV	IP	H	R	ER	HR	HB	BB	SO	WP	BK	AVG
2003	AZL Cubs (R)	0	2	6.57	13	11	0	0	0	38.1	48	30	28	2	3	17	32	5	0	.318
2004	Boise (A)	5	3	4.95	14	13	0	0	0	60.0	55	36	33	5	2	35	61	2	0	.270
2005	Peoria (A)	0	2	18.47	2	2	0	0	0	6.1	12	14	13	1	1	4	3	1	0	.387
	Boise (A)	5	4	3.50	14	13	0	0	0	61.2	61	30	24	5	4	22	63	6	0	.260
2006	Boise (A)	4	2	4.81	9	2	0	0	0	24.1	25	15	13	0	3	7	24	1	0	.260
	AZL Cubs (R)	1	1	10.80	2	1	0	0	0	3.1	5	4	4	1	0	1	2	0	0	.357
2007	Daytona (A)	3	7	4.11	34	2	0	0	2	61.1	61	39	28	10	1	17	65	5	0	.255
2008	Daytona (A)	2	0	2.89	17	0	0	0	0	28.0	29	11	9	0	4	13	25	7	0	.261
	Tennessee (AA)	0	2	6.56	22	0	0	0	0	23.1	32	19	17	1	2	16	17	1	0	.323
	Vero Beach (A)	0	3	6.00	10	1	0	0	0	21.0	24	15	14	1	0	9	24	2	0	.276
2009	Charlotte (A)	12	4	2.00	20	19	1	0	0	121.2	117	35	27	11	4	23	111	4	0	.253
	Montgomery (AA)	0	2	4.76	2	2	0	0	0	11.1	13	6	6	1	0	4	9	0	0	.295
2010	Montgomery (AA)	6	2	1.69	18	3	0	0	0	48.0	40	16	9	2	1	15	57	1	1	.231
	Durham (AAA)	6	2	4.46	23	1	0	0	0	40.1	44	21	20	4	4	17	45	5	0	.277
2011	Jacksonville (AA)	2	5	4.83	22	13	0	0	0	76.1	87	44	41	7	3	23	48	3	0	.289
	New Orleans (AAA)	3	2	4.29	10	5	0	0	0	35.2	34	17	17	1	0	8	39	2	0	.250
2012	Toledo (AAA)	0	2	2.15	25	0	0	0	0	29.1	25	8	7	0	0	8	33	3	0	.234
	DETROIT	2	1	3.48	18	0	0	0	0	20.2	18	8	8	1	1	9	20	1	0	.237
2013	DETROIT	0	2	4.84	29	0	0	0	0	35.1	36	20	19	4	2	11	37	2	0	.265
	West Michigan (A)#	0	0	0.00	1	0	0	0	0	1.0	0	0	0	0	0	0	1	0	0	.000
	Toledo (AAA)	0	1	2.30	12	0	0	0	0	15.2	9	5	4	0	0	6	12	3	0	.167
MINOR LEAGUE TOTALS		49	46	4.00	270	88	1	0	2	707.0	721	365	314	52	32	245	671	51	1	.266
MAJOR LEAGUE TOTALS		2	3	4.34	47	0	0	0	0	56.0	54	28	27	5	3	20	57	3	0	.255

Rehab assignment

DOWNS CAREER TRANSACTIONS

- Selected by Chicago (NL) in the fifth round of the June 2003 draft.
- Acquired by Tampa Bay from Chicago in exchange for cash considerations on July 24, 2008.
- Signed by Florida to a minor league contract on Nov. 8, 2010.
- Signed by Detroit to a minor league contract on Nov. 14, 2011.
- On Disabled List, July 7-Aug. 4, 2013 (left rotator cuff tendinitis).
- Claimed off waivers by Houston from Detroit on Nov. 1, 2013.

DOWNS CAREER HIGHS

Longest Winning Streak:1 (2x) -- last, Sept. 18, 2012
Longest Losing Streak:2 -- May 12-June 15, 2013
Strikeouts:5 -- July 5, 2012 vs. Minnesota
Walks:3 -- July 14, 2012 at Baltimore
Innings (starter):none
Innings (relief):3.0 -- July 5, 2012 vs. Minnesota
Low-Hit Game (CG):none

2014 HOUSTON ASTROS



SCOTT FELDMAN

46

Bats/Throws: Left/Right

Born: 2/7/83 in Kailua, HI

Opening Day Age: 31

Contract Status: Signed through 2016

Acquired: Signed as a free agent on Dec. 6, 2013.

Height/Weight: 6-7/230

Resides: Peoria, AZ

ML Service: 7.091

RHP

FELDMAN

CAREER HIGHLIGHTS

- Is 51-56 with a 4.62 ERA (467ER/909.1IP) in 204 big league appearances, 131 as a starter...has made 20 or more starts in five of the last six seasons while also making 30 relief appearances in that span.
- Split his 2013 campaign with Chicago (NL) and Baltimore, pitching 90.2 innings for the Orioles and 92.0 innings for the Cubs, becoming the fifth active pitcher to work 90+ innings in both leagues in the same season, joining Bartolo Colon (2002, Indians and Expos), CC Sabathia (2008, Indians-Brewers), Dan Haren (2010, Angels-Diamondbacks) and Jeremy Guthrie (2012, Royals-Rockies).
- Allowed just a .234 opponent's batting average and 159 hits in his 181.2 innings pitched in 2013, the best hits per innings pitched ratio of his nine-year career (2005-13)...among right-handed pitchers, his .234 opponent's batting average ranked tied for 10th in the Major Leagues (min. 180IP).
- Went 1-0 with a 3.29 ERA (5ER/13.2IP) in nine postseason appearances for Texas in 2011...tossed 10.1 scoreless innings with no walks and 10 strikeouts in his first five playoff games through Game 1 of the World Series vs. STL...earned the win in ALCS Game 4 at DET with a scoreless 10th frame...appeared in five of the seven games of the World Series vs. STL.
- Named the Rangers Opening Day starter in 2010 and took a no-decision in that game on April 5 vs. TOR (3ER/7IP), a 5-4 walk-off victory.
- Named the 2009 Rangers Pitcher of the Year by the Dallas-Fort Worth chapter of the BBWAA after enjoying a breakout campaign by going 17-8 with a 4.08 ERA (86ER/189.2IP) in 34 appearances, including a career-high 31 starts...ranked among American League leaders in wins (tied for fourth) and winning percentage (seventh, .680).
- After spending his first three Major League seasons (2005-07) as a reliever, transitioned into a starters role in 2008 and ended up leading the Texas pitching staff in quality starts (13) and double plays induced (24).
- Recorded his first career Major League victory on April 10, 2007 vs. TB by scattering two hits in 2.1 scoreless innings...appeared in 29 relief appearances across six stints for the Rangers in 2007.
- Made his first Major League Opening Day roster in 2006 and made 36 appearances for the Rangers across five stints...did not allow an earned run over his final 11.2 innings (10 appearances).
- Advanced all the way to the Major Leagues in 2005 after beginning the season in Class A...in his two previous seasons (2003-04), had never pitched above rookie ball...made his MLB debut on Aug. 31 vs.



NOTES

- Graduated from Burlingame High School in California in 2001 and went on to attend the College of San Mateo in California...drafted by Houston after his freshman season in 2002 in the 41st round as a draft-and-follow candidate but did not sign...returned for his sophomore year before being drafted by Texas in the 30th round in 2003...signed by Rangers scout Tim Fortugno.
- Posted dominant numbers in his two seasons in college as he earned East Coast Conference Pitcher of the Year honors in both campaigns...finished his career 25-2 with the Bulldogs.
- After a breakout 2009 campaign, was named the Rangers Pitcher of the Year by the Dallas-Fort Worth Chapter of the BBWAA...also named the 2009 Jewish co-Most Valuable Player with Milwaukee's Ryan Braun by Jewish Major Leaguers, Inc.
- At 6 feet 7 inches tall, Feldman becomes the third-tallest pitcher in Astros history behind LHP Randy Johnson (6'10") and RHP J.R. Richard (6'8").
- Born in Kailua, Hawaii, Feldman was one of five Hawaiian-born Major Leaguers in 2013 joining OF Shane Victorino, C Kurt Suzuki, RHP Jerome Williams and IF Kolten Wong.
- He will join RHP Brian Fisher (1990) and LHP Sid Fernandez (1997) as the only Hawaiian-born players to pitch for Houston.
- Signed by Houston to a three-year contract on Dec. 6, 2013...the deal will keep Feldman in an Astros uniform thru the 2016 season.

2014 HOUSTON ASTROS

CWS and retired the side by striking out Aaron Rowand and Jermaine Dye and inducing a flyout by Geoff Blum.

2013: Combined to go 12-12 with a 3.86 ERA (78ER/181.2IP) in 30 starts with Chicago and Baltimore... allowed just a .234 opponent's batting average and 159 hits in his 181.2 innings pitched, the best hits per innings pitched ratio of his nine-year career (2005-13)...among right-handed pitchers, his .234 opponent's batting average ranked tied for 10th in the Major Leagues (min. 180IP)...acquired by Baltimore from Chicago (NL) along with C Steve Clevenger in exchange for RHP Jake Arrieta, RHP Pedro Strop and international pool space on July 2, 2013...in a span of eight starts from Aug. 12-Sept. 22, went 3-2 with a 2.08 ERA (12ER/52IP)... threw two complete games in his last 26 starts (Sept. 6 vs. CWS and May 1 vs. SD for CHC) after failing to go the distance in his first 105 career starts...worked 90.2 innings for the Birds and 92.0 innings for the Cubs, becoming the fifth active pitcher to work 90+ innings in both leagues in the same season, joining Bartolo Colon (2002, Indians and Expos), CC Sabathia (2008, Indians-Brewers), Dan Haren (2010, Angels-Diamondbacks) and Jeremy Guthrie (2012, Royals-Rockies)...became the second Oriole to work 90+ innings for two teams in the same season, joining Ken Holtzman in 1976 (Yankees), but was the first Oriole to work 90+ in both leagues in a season...held opponents to a .207 average (44x213) with two outs...his 4.39 ERA against the AL East is his lowest against any AL division (4.40 vs. Central and 5.21 vs. the West)... held 1-3 hitters to a combined .223 (56x251) average...posted a 2.27 ERA (17ER/67.1IP) in 11 day starts, the third-lowest daytime ERA among MLB starters with at least 10 day starts...saw his streak of 38.0 career innings at Oriole Park without allowing a homer snapped by Stephen Drew on July 27 (in park history, only former O's reliever Mark Eichhorn (43.1 innings) had thrown more innings at the ballpark without surrendering a long ball)...after falling behind hitters 2-0, held batters to a .131 average (11x84), the lowest average in the Majors...went 4-1 in six May starts with a 2.25 ERA (10ER/40IP)...finished tied for third in the NL in strikeouts (39, with Mike Minor) for the month of May...allowed two earned runs or fewer in seven straight starts (April 11-May 18) for the first time in his career, going 4-2 with a 1.61 ERA (8ER/44.2IP) in that time...tossed his first career complete game on May 1 vs. SD, earning the win in a 6-2 Cubs victory, striking out a career high 12.

2012: After appearing in just 11 games due to injury in 2011, went 6-11 with a 5.09 ERA (70ER/123.2IP) in 29 outings (21 starts) with the Rangers...was 5-11 with a 5.48 ERA (67ER/110IP) in 21 starts and 1-0 with a 1.98 ERA (3ER/13.2IP) in eight relief appearances...allowed just 32 walks in 123.2 innings, an average of 2.33 walks per 9.0 innings...entered the rotation on May 14 and lost six straight starts while posting a 7.36 ERA (21ER/25.2IP) through June 14, the longest losing streak of his career...was the first Ranger starter to begin a season 0-6 since John Dettmer in 1994...snapped his six-game skid with a win on June 19 at SD, which began a 6-0 run in seven games (six starts) through Aug. 4...walked one-or-fewer batters in 14 of his last 16 starts, including 10 straight, June 4-Aug. 10, the third-longest streak in the AL in 2012...the only Ranger with a longer single-season streak was Fergie Jenkins (12 straight starts in 1974)...posted consecutive no-walk starts of at least 7.0 innings July 23 and July 29, just the second Texas pitcher ever with back-to-back starts of at least 7.0 innings, one or fewer runs and no walks (also, Fergie Jenkins, Sept. 16 and Sept. 22, 1978)...went 3-0 with a 1.96 ERA (5 ER/23.0 IP) in four games (three starts) in July to earn Rangers Player of the Month honors.

2011: After missing the first half of the campaign to recover from right knee surgery, joined the Rangers after the All-Star Break and went 2-1 with a 3.94 ERA (14ER/32IP) in 11 appearances (two starts)...began the year on the 15-day Disabled List after having microfracture surgery on his right knee on Nov. 3, 2010, two days after the end of the World Series...transferred to the 60-day Disabled List on July 8...was reinstated from the 60-day Disabled List on July 13, for the start of the second half...was 2-0 with a 2.33 ERA (5ER/19.1IP) in six games (one start) at home, but 0-1 with a 6.39 ERA (9ER/12.2IP) in five games (one start) on the road...went 1-1 with a 3.27 ERA (4ER/11IP) in two starts, both series openers against Tampa Bay in the span of one week... was 1-0 with a 4.29 ERA (10ER/21IP) in nine relief appearances, including three outings of 4.0+ innings... combined to go 3-1 with a 4.17 ERA (23ER/49.2IP) in 10 starts between Double A Frisco and Triple A Round Rock on a pair of injury rehabilitation assignments...went 1-0 with a 3.29 ERA (5ER/13.2IP) in nine postseason appearances for Texas...tossed 10.1-scoreless innings with no walks and 10 strikeouts in his first five playoff games through Game 1 of the World Series vs. STL...earned the win in ALCS Game 4 at DET with a scoreless 10th frame...appeared in five of the seven games of the World Series vs. STL.

2010: Named the Rangers Opening Day starter and went 7-11 with a 5.48 ERA (86ER/141.1IP) in 29 appearances (22 starts)...signed a two-year contract extension with Texas that covered his 2011-12 seasons on April 2...made 20 consecutive starts to begin the season before a move to the bullpen in late July... beginning on Aug. 4, made seven relief appearances and two spot-starts the rest of the season...had his first career Disabled List stint from Aug. 22-Sept. 7, with a bone bruise in his right knee, an injury suffered while warming up on Aug. 21 at BAL...took a no-decision in first-career Opening Day start on April 5 vs. TOR (3R/7IP), a 5-4 walk-off victory...became the first pitcher other than Kevin Millwood to start a Texas opener since Ryan Drese in 2005...his first bullpen appearance was Aug. 4 at SEA after making 51 straight starts for the Rangers beginning on April 25, 2009...was not on Texas' postseason roster...underwent microfracture surgery on his right knee on Nov. 3.

2014 HOUSTON ASTROS

FEELDMAN

2009: Enjoyed a breakout campaign with Texas, going 17-8 with a 4.08 ERA (86ER/189.2IP) in 34 appearances, including a career-high 31 starts...named the Rangers Pitcher of the Year by the Dallas-Fort Worth chapter of the BBWAA...ranked among American League leaders in wins (tied for fourth) and winning percentage (seventh, .680) while setting a single-season franchise record with 12 road wins...established career highs in most categories, including wins, starts, innings, and strikeouts (113)...the 17 wins were most for a Texas pitcher since Kenny Rogers (18) in 2004 and most by a Rangers right-hander since Aaron Sele (18) in 1999...won a club-record, eight consecutive road starts, July 10-Sept. 9...went 7-0 with a 2.29 ERA (13ER/51IP) over eight starts from Aug. 2-Sept. 9, matching the second-longest winning streak in the AL and longest by a Texas starter since Kenny Rogers won nine straight from April 27-June 17, 2005...named Rangers Player of the Month for August.

2008: Spent a majority of the season in Texas' starting rotation, going 6-8 with a 5.18 ERA (83ER/144.1IP) in 25 starts in three stints with the Rangers...had no record and a 7.71 ERA (6ER/7IP) in three relief appearances...led the Texas pitching staff in quality starts (13) and double plays induced (24)...broke camp with Double A Frisco, and was recalled to make his first Major League start on April 13 vs. TOR...received a no-decision after allowing three runs in 6.0 innings...entered the starting rotation for the remainder of the season on May 4...pitched 6.0 scoreless innings to earn his first big league win as a starter on May 9 vs. OAK...collected his first Major League hit in his second-career plate appearance on June 13 at NYM, a 6th-inning single off Oliver Perez...allowed 12 runs (six earned) in 2.2 innings on Aug. 12 at BOS, but received a no-decision in the Rangers 19-17 defeat...became the first pitcher to allow 12-or-more runs in a game without taking a loss since St. Louis' Gene Packard earned a 16-12 win over Philadelphia on Aug. 3, 1918.

2007: Began the season with Texas, going 1-2 with a 5.77 ERA (25ER/39IP) in 29 relief appearances...struck out 19 while walking 32 in six stints with the big league club: Opening Day-May 1, May 15-27, June 7-15, June 25-July 1, July 19-Aug. 1 and Aug. 23-end of the season...recorded his first-career Major League victory, April 10 vs. TB...scattered two hits in 2.1-scoreless innings...appeared in 21 games with Triple A Oklahoma City, going 1-1 with a 4.50 ERA (15ER/30IP)...pitched in the Arizona Fall League, going 1-1 with a 4.24 ERA (8ER/17IP) in eight relief appearances.

2006: Cracking the Rangers Opening Day roster for the first time, went 0-2 with a 3.92 ERA (18ER/41.1IP) and 36 strikeouts in 36 relief appearances...held the opposition to a .266 batting average (42x158) over five stints with the big league club: Opening Day-April 14, May 8-July 18, Aug. 1-2, Aug. 15-20 and Sept. 1-end of the season...served a six-game suspension after hitting Angels infielder Adam Kennedy with a pitch on Aug. 16...didn't allow an earned run over his final 11.2 innings (10 appearances)...made 23 relief appearances with Triple A Oklahoma City, going 2-2 with a 1.98 ERA (6ER/27.1IP) and 24 punchouts.

2005: Made his Major League debut with Texas, but split the majority of the season between Single A Bakersfield and Double A Frisco, combining to go 1-2 with 17 saves and a 2.06 ERA (16ER/70IP) in 52 relief appearances...went 0-1 with a 0.96 ERA (1ER/9.1IP) and four strikeouts in eight relief appearances with Texas...made his Major League debut on Aug. 31 vs. the White Sox...tossed 1.0 scoreless inning of relief while fanning two...was promoted to Double A Frisco in late April and went on to record 14 saves (tied for fifth most in the Texas League)...combined with A.J. Murray and Steve Karsay to record the first perfect game in Frisco history on July 28 at Corpus Christi...retired the final three batters to record the save.

MINOR LEAGUES:

2004: Made just four appearances for the Rookie-League Arizona Rangers after missing most of the season recovering from Tommy John surgery...posted no record with a 0.00 ERA (0ER/7IP) after making his season debut on Aug. 11...**2003:** Went 1-1 with a 4.26 ERA (3ER/6.1IP) in three games (one start) with the Rookie-League Arizona Rangers in his first professional season after he was selected in the 30th round of the draft...signed by Texas on July 2.

PERSONAL:

Scott and his wife Kelli reside in Peoria, AZ, in the offseason.

2014 HOUSTON ASTROS

SCOTT WYNNE FELDMAN

Year	Team	W	L	ERA	G	GS	CG	SHO	SV	IP	H	R	ER	HR	HB	BB	SO	WP	BK	AVG
2003	AZL Rangers (R)	1	1	4.26	3	1	0	0	0	6.1	4	6	3	0	1	1	7	0	0	.138
2004	AZL Rangers (R)	0	0	0.00	4	3	0	0	0	7.0	2	0	0	0	0	1	5	0	0	.091
2005	Bakersfield (A)	0	0	0.00	6	0	0	0	3	9.0	5	2	0	0	1	2	11	1	0	.152
	Frisco (AA)	1	2	2.36	46	0	0	0	14	61.0	43	18	16	3	0	23	41	4	0	.202
	TEXAS	0	1	0.96	8	0	0	0	0	9.1	9	1	1	0	0	2	4	0	0	.257
2006	TEXAS	0	2	3.92	36	0	0	0	0	41.1	42	19	18	4	4	10	30	0	0	.266
	Oklahoma City (AAA)	2	2	1.98	23	0	0	0	4	27.1	20	9	6	2	3	9	24	0	0	.206
2007	TEXAS	1	2	5.77	29	0	0	0	0	39.0	44	26	25	3	3	32	19	2	2	.284
	Oklahoma City (AAA)	1	1	4.50	21	0	0	0	2	30.0	28	18	15	1	1	12	24	5	0	.246
2008	Frisco (AA)	2	0	4.26	2	2	0	0	0	12.2	11	6	6	0	2	2	4	0	0	.229
	TEXAS	6	8	5.29	28	25	0	0	0	151.1	161	103	89	22	10	56	74	4	2	.280
2009	TEXAS	17	8	4.08	34	31	0	0	0	189.2	178	87	86	18	9	65	113	5	2	.250
2010	TEXAS	7	11	5.48	29	22	0	0	0	141.1	181	98	86	18	5	45	75	11	0	.313
	Oklahoma City (AAA)#	0	0	4.50	1	0	0	0	0	4.0	5	2	2	2	0	0	3	0	0	.312
2011	Frisco (AA)#	1	0	3.00	2	2	0	0	0	9.0	5	3	3	0	0	2	8	0	0	.156
	Round Rock (AAA)#	2	1	4.43	8	8	0	0	0	40.2	48	24	20	5	1	9	24	1	0	.298
	TEXAS	2	1	3.94	11	2	0	0	0	32.0	25	14	14	3	2	10	22	2	0	.216
2012	TEXAS	6	11	5.09	29	21	0	0	0	123.2	139	79	70	14	1	32	96	2	1	.279
2013	CHICAGO (NL)	7	6	3.46	15	15	1	0	0	91.0	79	42	35	10	3	25	67	4	0	.234
	BALTIMORE	5	6	4.27	15	15	1	1	0	90.2	80	45	43	9	6	31	65	3	1	.235
MINOR LEAGUE TOTALS		10	7	3.09	116	16	0	0	23	207.0	171	88	71	13	9	61	151	11	0	.224
MAJOR LEAGUE TOTALS		51	56	4.62	234	131	2	1	0	909.1	938	514	467	101	43	308	565	33	8	.267
# Rehab assignment																				

FELDMAN CAREER TRANSACTIONS

- Selected by Texas in the 30th round of the June 2003 draft.
- On Disabled List, Aug. 22-Sept. 7, 2010 (bone bruise on right knee).
- On Disabled List, March 22-July 13, 2011 (right knee surgery).
- Signed by Chicago (NL) as a free agent on Nov. 27, 2012.
- Acquired by Baltimore from Chicago along with C Steve Clevenger in exchange for RHP Jake Arrieta, RHP Pedro Strop and international signing pool space.
- Signed by Houston as a free agent on Dec. 6, 2013.

FELDMAN CAREER HIGHS

Longest Winning Streak:	7 -- Aug. 2-Sept. 9, 2009
Longest Losing Streak:	8 -- Aug. 10, 2012-April 21, 2013
Strikeouts:	12 -- May 1, 2013 vs. San Diego
Walks:	6 -- Sept. 17, 2013 at Boston
Innings (starter):	9.0 (2x) - Sept. 6, 2013 vs. Chicago (AL)
Innings (relief):	4.2 (2x) -- last, Aug. 21, 2011 at Chicago (AL)
Low-Hit Game (CG):	3 -- May 1, 2013 vs. San Diego

2014 HOUSTON ASTROS



JOSH FIELDS

35

Bats/Throws: Right/Right

Born: 8/19/85 in Athens, GA

Opening Day Age: 28

Contract Status: Signed through 2014

Acquired: From Boston in the Rule 5 Major League Draft on Dec. 6, 2012.

Height/Weight: 6-0/188

Resides: Hull, GA

ML Service: 1.000

RHP

FIELDS

CAREER HIGHLIGHTS

- The former first-round pick has pitched in five professional seasons in the Seattle (2009-11), Boston (2011-12) and Houston (2013) organizations.
- Reliever appeared in 41 games and converted 5-of-6 save opportunities in his rookie season of 2013...allowed just a .220 (31x141) opponent's batting average and fanned 40 in his 38.0 innings pitched...made his MLB debut on April 2 vs. TEX, fanning the only hitter he faced (C. Gentry)...earned his first Major League win on July 23 vs. OAK after pitching a scoreless 9th inning in an Astros comeback victory...earned his first MLB save on Aug. 5 vs. BOS (0ER/1.1IP) by recording four strikeouts and stranding two inherited runners.
- Was selected by Houston with the first overall pick in the Major League portion of the 2012 Rule 5 Draft after going 4-3 with 12 saves and a 2.01 ERA (13ER/58.1IP) in 42 games between Triple A Pawtucket (10g) and Double A Portland (32g) in 2012...played a role in the club's International League championship-run, making two playoff appearances...recorded the save in Game 3 of the International League Finals to clinch the title for the PawSox.
- In 2011, posted a combined 4-2 record with a 3.67 ERA (23ER/56.1IP) and 64 strikeouts in 38 games between Double A Portland (9g) of the Boston organization and Triple A Tacoma (9g) and Double A Jackson (20g) of the Seattle organization...held opposing hitters to a .194 (38x196) average between the three stops.
- Pitched in the Arizona Fall League following the 2010 and 2009 seasons...participated in the AFL Rising Stars game during both years.
- Rated as having the 'Best Breaking Pitch' in the Southern League in 2010 by *Baseball America*...also rated as having the 'Best Curveball' in the Seattle system by the publication following the 2010 and 2009 seasons.

★ NOTES

- Graduated from Prince Avenue Christian School (GA) in 2005 where he starred as a two-way player for the Wolverines.
- Went on to attend the University of Georgia where he played from 2005-2008...his school-record 41 career saves are the most in SEC history...was selected by Atlanta in the second round of the June 2007 draft but did not sign, opting to stay at Georgia for his senior season.
- As a senior in 2008, was named the Stopper of the Year by the NCBWA as the nation's best closer after posting a 3.38 ERA and recording a school-record 18 saves...was named the SEC Pitcher of the Year and received First Team All-American honors by Collegiate Baseball/Louisville Slugger...was also a finalist for the Clemens Award and a semifinalist for the Golden Spikes Award.
- Was selected in the first round (20th overall) by Seattle in the June 2008 draft...signed by Mariners scout Chuck Carlson.
- Selected by Houston with the first overall pick in the Major League portion of the 2012 Rule 5 Draft...became the third Rule 5 pitcher in the last three seasons that the Astros were able to keep on their roster the entire season, joining RHP Rhiner Cruz (2012) and RHP Aneury Rodriguez (2011).
- Is signed to a one-year contract that runs through the 2014 season.

2013: Rookie reliever appeared in 41 games and converted 5-of-6 save opportunities...allowed just a .220 (31x141) opponent's batting average and fanned 40 in his 38.0 innings pitched...led the club by averaging 9.5 strikeouts per 9.0 innings...stranded 15 of his 17 inherited runners on the season...recorded all five of his career saves and struck out 30 hitters in his 23.2 innings pitched across 25 games in the second half of play...in his final 16 outings (after Aug. 12), recorded four saves with a 1.62 ERA (3ER/16.2IP) while striking out 17...opponents hit .172 (10x58) off him in that span...made the Opening Day roster after posting a 2.31 ERA (3ER/11.2IP) in 12 Spring Training appearances...was on the DL, missing 51 games, from April 4-May 30 with a right forearm strain...made two MLB appearances before landing on the DL...both were one-out apps. in the club's opening series vs. TEX...made his MLB debut on April 2 vs. TEX, fanning the only hitter

2014 HOUSTON ASTROS

he faced (C. Gentry)...pinch ran in the bottom of the 10th on June 20 vs. MIL and ended up scoring the winning run on a three-run homer by Carlos Pena...earned his first Major League win on July 23 vs. OAK after pitching a scoreless 9th inning in an Astros comeback victory...earned his first MLB save on Aug. 5 vs. BOS (0ER/1.1IP) by recording four strikeouts and stranding two inherited runners...made seven total appearances on his injury rehab assignment with Class A Quad Cities (2g) and Double A Corpus Christi (5g)...combined to post a 1.80 ERA (2ER/10IP) in the minors...entered the 2013 season ranked by *Baseball America* as the club's No. 25 prospect.

MINOR LEAGUES:

2012: Went 4-3 with 12 saves and a 2.01 ERA (13ER/58.1IP) in 42 games between Triple A Pawtucket (10g) and Double A Portland (32g)...held opponents to a .183 (38x208) batting average and gave up just 18 walks as opposed to 78 strikeouts...closed out the 2012 season at the Triple A level with Pawtucket and did not allow a run in his 13.2 regular season innings...played an instrumental role in the club's International League championship run, throwing 2.0 hitless innings with four strikeouts in his two playoff appearances...recorded the save in Game 3 of the International League Finals to clinch the title for the Pawsox...was selected by Houston with the first overall pick in the Major League portion of the 2012 Rule 5 Draft...pitched in eight games for Aguilas Cibaenas in the Dominican Winter League following the conclusion of the 2012 season...gave up eight runs with eight strikeouts in 6.0 innings...**2011:** Posted a combined 4-2 record with a 3.67 ERA (23ER/56.1IP) and 64 strikeouts in 38 games between Double A Portland (9g) of the Boston organization and Triple A Tacoma (9g) and Double A Jackson (20g) of the Seattle organization...held opposing hitters to a .194 (38x196) average between the three stops...was traded to the Red Sox along with LHP Erik Bedard in exchange for OF Trayvon Robinson and OF Chih-Hsien Chiang on July 31, 2011...**2010:** Appeared in 21 games for Double A West Tennessee...held opponents to a .190 average (19x100)...fanned two or more batters in nine appearances...played for Peoria in the Arizona Fall League, going 1-1 with a 3.09 ERA and eight strikeouts in nine games...selected to play in the AFL Rising Stars Game for the second time in his career...**2009:** Went straight to Double A in his pro debut with West Tennessee...allowed three runs over 0.2 innings in his first career appearance on April 9 at Montgomery, but gave up just three earned runs over his next 17 appearances...played for Peoria in the AFL, and recorded a 1.64 ERA (2ER/11.0IP) in 11 appearances...held opponents to a .154 (6x39) batting average, the fourth-lowest mark among qualifying AFL relievers...participated in the AFL Rising Stars Game.

JOSHUA DAVID FIELDS

Year	Team	W	L	ERA	G	GS	CG	SHO	SV	IP	H	R	ER	HR	HB	BB	SO	WP	BK	AVG
2009	West Tenn (AA)	2	2	6.48	31	0	0	0	1	33.1	33	33	24	2	1	22	36	3	0	.254
2010	West Tenn (AA)	1	1	3.14	21	0	0	0	6	28.2	19	12	10	0	0	18	28	2	0	.190
2011	Jackson (AA)	1	2	2.77	20	0	0	0	3	26.0	17	11	8	0	4	19	26	2	0	.185
	Tacoma (AAA)	0	0	6.23	9	0	0	0	0	13.0	11	10	9	2	0	13	13	0	1	.229
	Portland (AA)	3	0	3.12	9	0	0	0	1	17.1	10	6	6	2	1	10	25	3	1	.179
2012	Portland (AA)	3	3	2.62	32	0	0	0	8	44.2	30	14	13	4	1	16	59	2	0	.185
	Pawtucket (AAA)	1	0	0.00	10	0	0	0	4	13.2	8	0	0	0	0	2	19	0	0	.174
2013	HOUSTON	1	3	4.97	41	0	0	0	5	38.0	31	21	21	8	0	18	40	0	0	.220
	Quad Cities (A)#	0	0	0.00	2	1	0	0	0	4.0	2	0	0	0	0	0	4	0	0	.143
	Corpus Christi (AA)#	0	0	3.00	5	0	0	0	0	6.0	7	2	2	0	0	0	4	0	0	.292
MINOR LEAGUE TOTALS		11	8	3.47	139	1	0	0	23	186.2	137	88	72	10	7	100	214	12	2	.204
MAJOR LEAGUE TOTALS		1	3	4.97	41	0	0	0	5	38.0	31	21	21	8	0	18	40	0	0	.220
# Rehab assignment																				

FIELDS CAREER TRANSACTIONS

- Selected by Seattle in the first round (20th overall) in the June 2008 draft.
- Acquired by Boston along with LHP Erik Bedard in a three-team deal on July 31, 2011. The Dodgers sent OF Trayvon Robinson to Seattle while Boston sent C Tim Federowicz, RHP Stephen Fife and RHP Juan Rodriguez to the Dodgers and OF Chih-Hsien Chiang to Seattle.
- Selected by Houston from Boston in the Major League Rule 5 Draft on Dec. 6, 2012.
- On Disabled List, April 8-May 31, 2013 (right forearm strain).

2014 HOUSTON ASTROS

FIELDS CAREER HIGHS

Longest Winning Streak:	1 -- July 23, 2013
Longest Losing Streak:	2 -- Aug. 7-17, 2013
Strikeouts:	4 -- Aug. 5, 2013 vs. Boston
Walks:	3 -- Sept. 18, 2013 vs. Cincinnati
Innings (starter):	none
Innings (relief):	2.0 (3x) -- last, Sept. 2, 2013 vs. Minnesota
Low-Hit Game (CG):	none



MIKE FOLTYNEWICZ 73

Bats/Throws: Right/Right
 Born: 10/7/91 in Sterling, IL
 Opening Day Age: 22
 Contract Status: Signed through 2014
 Acquired: Selected in the first round (19th overall) of the June 2010 draft.

Height/Weight: 6-4/220
 Resides: Minooka, IL
 ML Service: 0.000

NON-ROSTER INVITEE

RHP

CAREER HIGHLIGHTS

- The hard-throwing, right-hander is entering his fifth season in the Astros system...owns a 25-21 record and a 3.74 ERA (191ER/460IP) in 95 games (86 starts)...has gone 25-12 over his last three-plus seasons since beginning his career 0-9 thru parts of his first two seasons.
- Has been a top prospect over the last several seasons since the Astros took him with the 19th overall selection in the 2010 draft...enters the 2014 season ranked as the Astros No. 4 prospect by *Baseball America* and by ESPN.com and the No. 6 prospect by MLB.com...has also made top 100 lists for all of minor league baseball, coming in at No. 43 (*Baseball Prospectus*), No. 62 (MLB.com) and No. 70 (ESPN.com)...per *Baseball America*, was ranked as the club's No. 4 prospect in 2011, the No. 9 prospect in 2012 and the No. 5 prospect in 2013...mid-way through 2013, among all minor league players, was ranked a top-50 prospect by ESPN.com (#46), *Baseball America* (#46) and *Baseball Prospectus* (#49).
- Promoted to Double A Corpus Christi on May 2, 2013, and finished his season as a Midseason and Postseason All-Star in the Texas League... was also picked by the Texas League managers and coaches as the 'Best Pitching Prospect' with the 'Best Fastball' and 'Best Breaking Pitch' in *Baseball America's* Best Tools Survey.
- Was in minor league camp in 2013 but did join the Astros for two Major League games in Spring Training... did not allow a run in 5.0 innings of work, while allowing just one hit and fanning eight...this included a 4.0-inning, seven-strikeout performance on March 30, 2012 vs. CHC in an exhibition game at Minute Maid Park.
- With Class A Lexington in 2012, earned the organization's Minor League Pitcher of the Year Award after posting a 14-4 record and a 3.14 ERA (53ER/152IP) in 27 starts...was named the South Atlantic League's Most Outstanding Pitcher and was a SAL Midseason and Postseason All-Star...ranked tied for first in the SAL in wins and starts, second in innings pitched, fifth in ERA and sixth in strikeouts (125).



NOTES

- Last name is pronounced "Folt-in-ev-ich".
- Posted a 9-1 record and a 0.38 ERA at Minooka Community High School in Illinois in his senior season of 2010...struck out 128 hitters in his 72.2 innings...selected by Houston with the 19th overall pick in the first round of the June 2010 draft...signed by Astros scout Troy Hoerner.
- The 19th overall selection in the 2010 draft, which was used to select Foltyniewicz, was obtained by Houston from Detroit as compensation for the free agent loss of RHP Jose Valverde...the Astros also received a supplemental draft pick after the first round (33rd overall pick), which was used on IF Mike Kvasnicka.
- Is currently signed to a minor league contract for the 2014 season...invited to Major League Spring Training on Jan. 14, 2014.

MINOR LEAGUES:

2013: Entered the season highly ranked on many prospect lists, including a No. 5 ranking in the Astros organization by *Baseball America*...among all minor league players, was ranked a top-50 prospect by ESPN.

2014 HOUSTON ASTROS

com (#46), *Baseball America* (#46) and *Baseball Prospectus* (#49) mid-way through the season...MLB.com ranked him as the No. 65 prospect in all of baseball...was in minor league camp but did join the Astros for two Major League games in Spring Training...did not allow a run in 5.0 innings of work, while allowing just one hit and fanning eight...this included a 4.0-inning, seven-strikeout performance on March 30 vs. CHC in an exhibition game at Minute Maid Park...in the regular season, advanced to Class A Advanced Lancaster, where he went 1-0 with a 3.81 ERA (11ER/26IP) in seven games (five starts)...promoted to Double A Corpus Christi on May 2 and finished his season with the Hooks...went 5-3 with three saves and a 2.87 ERA (33ER/103.1IP) in 23 games (16 starts) at the Double A level...allowed just a .207 opponent's batting average at Corpus...earned Midseason and Postseason All-Star honors in the Texas League...was also picked by the Texas League managers and coaches as the 'Best Pitching Prospect' with the 'Best Fastball' and 'Best Breaking Pitch' in *Baseball America's* Best Tools Survey...combined to go 6-3 with three saves and a 3.06 ERA (44ER/129.1IP) in 30 games (21 starts)...**2012:** Entered the season as the Astros No. 9 prospect per *Baseball America*...repeated the season with Class A Lexington and earned the organization's Minor League Pitcher of the Year Award after posting a 14-4 record and a 3.14 ERA (53ER/152IP) in 27 starts...was named the South Atlantic League's Most Outstanding Pitcher and was a SAL Midseason and Postseason All-Star...also named a MiLB.com Organization All-Star...ranked tied for first in the SAL in wins and starts, second in innings pitched, fifth in ERA and sixth in strikeouts (125)...named the No. 11 prospect in the SAL following the season by *Baseball America*...was named Lexington's Pitcher of the Month in April (3-1, 1.98), June (3-1, 2.97) and August (2-0, 1.99)...allowed two earned runs or less in 19 of his 27 starts, including his first eight starts of the season...**2011:** Entered the season as the Astros No. 4 prospect with the 'Best Fastball' in the system, per *Baseball America*...advanced to Class A Lexington for his second pro campaign...lost his first six decisions on the season, bringing his professional record to 0-9, before winning on May 18 vs. West Virginia, beating Pirates prospect Jameson Taillon...won five of six decisions from May 18-July 14, lowering his season ERA from 6.63 to 4.19...finished his campaign with a 5-11 record and a 4.97 ERA (74ER/134IP) in 26 starts...**2010:** Selected by Houston with the 19th overall selection in the 2010 draft out of Minooka High School in Illinois...drafted on June 7 as one of three Astros first round picks, also OF Delino DeShields (#8) and IF Mike Kvasnicka (#33)...signed with the Astros on June 18 and assigned to rookie level Greeneville...made his professional debut on June 26 vs. Johnson City, tossing 1.0 scoreless inning in a start...finished his season 0-3 with a 4.03 ERA (20ER/44.2IP) in 12 starts...allowed only one earned run over his final four starts of the season, posting a 0.48 ERA (1ER/18.2IP) in those games...following the season, ranked by *Baseball America* as the No. 7 prospect in the Appalachian League.

MICHAEL G. FOLTYNEWICZ

Year	Team	W	L	ERA	G	GS	CG	SHO	SV	IP	H	R	ER	HR	HB	BB	SO	WP	BK	AVG
2010	Greeneville (R)	0	3	4.03	12	12	0	0	0	44.2	46	24	20	3	6	15	39	8	0	.272
2011	Lexington (A)	5	11	4.97	26	26	0	0	0	134.0	149	84	74	10	7	51	88	8	1	.289
2012	Lexington (A)	14	4	3.14	27	27	0	0	0	152.0	145	65	53	11	5	62	125	6	0	.250
2013	Lancaster (A)	1	0	3.81	7	5	0	0	0	26.0	31	16	11	4	0	14	29	5	1	.290
	Corpus Christi (AA)	5	3	2.87	23	16	0	0	3	103.1	75	39	33	8	5	52	95	9	2	.207
MINOR LEAGUE TOTALS		25	21	3.74	95	86	0	0	3	460.0	446	228	191	36	23	194	376	36	4	.257

FOLTYNEWICZ CAREER TRANSACTIONS

- Selected by Houston in the first round (19th overall) of the June 2010 draft.

2014 HOUSTON ASTROS



DEXTER FOWLER

21

Bats/Throws: Switch/Right

Born: 3/22/86 in Atlanta, GA

Opening Day Age: 27

Contract Status: Signed through 2014

Acquired: From Colorado along with a PTBNL in exchange for OF Brandon Barnes and RHP Jordan Lyles on Dec. 3, 2013.

Height/Weight: 6-4/190

Resides: Sandy, UT

ML Service: 4.168

OF

FOWLER

CAREER HIGHLIGHTS

- Switch-hitter has batted .295 (401x695) from the right side and .258 (401x1553) from the left side in his career...has made 554 career starts and has appeared in 619 games defensively...has played only 1.0 inning in his career in a position other than center field (RF in 2008).
- His 53 triples since the beginning of the 2009 season lead the Major Leagues (Victorino ranks second with 48).
- After spending his first six Major League seasons (2008-13) with the Rockies organization, holds the all-time franchise records in games played in center field (619) and triples (53)...also, his 1,295 career putouts ranks third among outfielders in franchise history...collected 325 walks over the past five seasons (2009-13), which marked the most by any Rockies player, ahead of Todd Helton (294 walks) during that time span.
- Set the Rockies single-season triples record in two-straight seasons, and his 15 in 2011 are the franchise benchmark for the category (had 14 triples in 2010).
- A 2009 NL Rookie of the Year candidate (finished with one third-place vote), Fowler finished among the rookie league leaders in runs, doubles, triples, extra-base hits, stolen bases and walks...that season, set two Rox rookie records with 67 walks 27 stolen bases (ahead of Quinton McCracken, 17 SB in 1996); also finished the first half of the season with 19 doubles, the most ever by a Rox rookie.
- Tied modern day (since 1900) rookie record with five stolen bases vs. SD on April 27, 2009.
- Started all four games of the 2009 NLDS vs. Philadelphia (hit from leadoff spot in Game 1)...went 3x14 in those games.
- Named by *Baseball America* as the top prospect in the Rockies system as well as the organization's best athlete heading into the 2009 season.
- Made his MLB debut in 2008 and notched his first career hit off Will Ohman on Sept. 10, 2008 at ATL...this came after he was the starting center fielder during the 2008 All-Star Futures Game at Yankee Stadium.
- Won a bronze medal as a member of Team USA at the 2008 Summer Olympic Games in Beijing, China.

★ NOTES

- Named a First-Team High School All-American by both *Baseball America* and *USA Today* in his senior season of 2004...the outfielder batted .457 with 14 homers and 23 stolen bases for Milton High School in Alpharetta, GA...tabbed as 10th-best high school position player entering draft by *Baseball America*.
- Selected by Colorado in the 14th round of the June 2004 draft...signed by Rockies scout Damon Iannelli.
- **IN THE COMMUNITY:** Since his MLB debut, Dexter and his wife, Aliya, have been heavily involved in charitable efforts in both Colorado and Utah, their in-season and offseason homes...this offseason, Dexter pledged \$1 to every new follower he got on twitter (@DexFowler) during the holiday season to the AND JUSTICE FOR ALL (AJFA) organization, which is based in Utah...the organization renders civil legal aid to those in need, such as battered women, homeless veterans and seniors without retirement.
- Acquired by Houston from Colorado in a December trade this offseason...will play the 2014 season on the second year of a two-year extension he signed with Colorado on Feb. 11, 2013...following the 2014 season, Fowler will be eligible for arbitration and under club control for the 2015 season.

2013: Although he played the fewest games of his career (119), 2013 marked the fifth-straight MLB season to begin his career that Fowler has had at least 415 at-bats, scored at least 70 runs, had at least 30 extra-base hits and stolen double-digit bases...hit double-digit home runs (12) for the second straight season after setting a career-high with 13 home runs in 2012...his 19 stolen bases in 2013 were the second-most of his career behind only the 27 bases he stole in his rookie campaign of 2009...played just nine games in September, and 45 games after the All-Star Break, due to multiple injuries, including a right wrist injury and a left knee

2014 HOUSTON ASTROS

injury...began the season by batting .305 (29x95) with four doubles, one triple, eight home runs and 15 RBI in 26 games in April...the eight home runs in one month set a new career-high for him...despite playing in a career-low games, still led the club, and finished 14th in the NL, with 65 walks...hit .343 (61x178) with 11 doubles, one triple, seven home runs and 22 RBI in 48 games vs. NL West foes.

2012: Set career-high marks in the following categories: games (143), hits (136), home runs (13), RBI (53), walks (68, tied 2011), average (.300), on-base percentage (.364) and slugging percentage (.474)...hit .315 (45x143) from the right side and .293 (91x311) from the left side...set the Rockies career triples record in 2012 when he picked up his 50th career triple (Neifi Perez previously owned the record w/ 49)...his 50 triples since first full season in 2009 were the most in the Majors over that time frame (Shane Victorino 2nd w/ 46)...50th triple came in 503rd game...Elias: only player who debuted in MLB after World War II to reach 50 triples as fast as Fowler is Garry Templeton (487th game in 1979)...his .389 on-base percentage was the sixth-best mark in the NL...was one of 14 NL players to hit .300 or better...863 OPS was 12th in the NL...his .863 OPS was the fourth-highest among MLB center fielders and only Andrew McCutchen (.953) finished the season with a higher mark in the NL...led the Major Leagues with his .379 (50x132) batting average in the 7th inning or greater...had 23 of his 53 RBI in that situation...also hit .298 (28x94) with runners in scoring position...had two leadoff home runs on May 28 vs. HOU (game 2) and July 18 vs. PIT...notched his first two career pinch-hit home runs in 2012, a week apart, on May 20 vs. SEA and May 27 at CIN.

2011: Started his third full Major League season as the Rockies starting center fielder...tied his career-high hitting at a .266 (128x481) clip with an on-base percentage at .363 (both also in 2009)...added a career-high with 15 triples, 45 RBI, 84 runs, 35 doubles, 68 walks, a .432 slugging percentage, 128 hits and 481 at-bats...began the season hitting .238 (50x210) with 13 doubles, five triples and 18 RBI while striking out 66 times and walking 31 times before being placed on the 15-day Disabled List with an abdominal strain...would be removed from the Disabled List and optioned to Triple A Colorado Springs on June 20...in 24 games for the Sky Sox, he hit .237 (23x97) with six doubles, a triple, two home runs and nine RBI before being recalled back to the Rockies on July 15, where he would spend the remainder of the season...following his promotion back to the Majors, Fowler finished the season as one of the Rockies most productive hitters, and he led Colorado in several categories from the All-Star Break through the end of the season, including: hits (78), runs (51), doubles (10), triples (10), walks (37), extra-base hits (37) and total bases (135)...Fowler's 10 triples after the 2011 ASB were the most in the Majors, and his 15 triples in 2011 were the third-most in MLB...Fowler's 39 triples since the beginning of 2009 tied with the Phillies' Shane Victorino for the most in MLB...his 37 extra-base hits after the All-Star Break were the third-most in the NL...finished the season with one of the highest batting averages with runners in scoring position among Rockies...his .304 (29x92) average with RISP fell behind only Gonzalez (.339), Iannetta (.310) and Tulowitzki (.305)...combined to bat .317 (53x167) with 68 RBI with runners in scoring position over the 2010-11 seasons...hit two home runs on Sept. 5, one from right side of the plate and the other from the left side...Fowler is just the second Rockies player in franchise history to hit a home run from each side of plate (Miles - April 14, 2004)...set the Rockies franchise record for triples (15) for the second-straight season...in his final 64 games of the season (since July 19), reached base safely in 56 of those games, including twice in 40 of the 64...had a hit in 47 of the 64 games and collected multiple hits in 24 of those 64.

2010: In his sophomore season in the Majors with Colorado became the Rockies regular center fielder after the All-Star Break after spending nearly a month at Triple A Colorado Springs from late May to late June...began the season on the Rockies active roster for the second straight season...batted .216 (30x139) with nine extra-base hits (5 2B, 3 3B, 1 HR) through the end of May before being optioned to Triple A on May 31...spent 27 games with Colorado Springs and hit .340 (36x106) with 10 doubles, four triples, two home runs and 13 RBI before being recalled on June 29...he would spend the remainder of 2010 on the Rockies active roster...hit at least .275 in each of the final three-plus months of the season...hit a season-best .287 (25x87) in July...had seven doubles, four triples and two home runs in 26 games during the month of July...would finish the season's second-half batting .280 (70x250) with 12 doubles, seven triples, four home runs and 26 RBI in 73 games...led the Majors with his 14 triples in 2010...his 14 triples in 2010 set a new Colorado single-season record, passing the previous record of 11 triples done four times (most recently Juan Pierre and Juan Uribe in 2001)...collected 24 triples over his first two MLB seasons...his 24 triples from 2009-10 tied Stephen Drew for the most three-baggers among MLB players...the switch-hitter had a tale of two seasons from both sides of the plate...from the beginning of the season through July 2, Fowler batted .353 (18x51) from the right side of the plate, then from July 3 to the end of the season, Fowler hit just .214 (22x103) from the right side...he batted just .173 (18x104) on the left side of the plate from the beginning of 2010 through July 2, then turned it around from July 3 through the end of the season by batting .309 (56x181) from the left side...batted .333 (25x75) with 31 RBI with runners in scoring position in 2010...hit .436 (17x39) with RISP after the All-Star Break...only Carlos Gonzalez (.350) had a higher average with RISP among Rockies regulars in 2010...finished the season with a .996 fielding percentage...that was the highest fielding percentage among NL center fielders...Fowler made just one error in 120 games and 242 total chances in 2010.

2009: Finished first full season in the Majors with a .266 avg., 29 doubles, 10 triples, four home runs, 34 RBI and 27 stolen bases...was fifth in NL in triples and tied for sixth in steals...switch-hitter slugged .372 (2 HR)

2014 HOUSTON ASTROS

FOWLER

vs. lefties and .482 (2 HR) vs. righties...finished the season 21-for-last-52 (.404 AVG, .456 OBP, .558 SLG) from the right side...played the most games by a Rox rookie since Troy Tulowitzki (155) in 2007...shattered club rookie record with 27 stolen bases (ahead of Quinton McCracken, 17, in '96); 18th steal in his 78th game on July 9 vs. ATL...finished first half with 19 doubles, the most ever by Rox rookie (ahead of Matt Holliday, 18 in 2004)...among switch-hitting Rox rookies all-time, Fowler owns the records for most doubles and walks...averaged 7.33 plate appearances per walk, the best mark ever by a Rox rookie (ahead of Todd Helton's 7.34 mark in 1998)...struck out 116 times, the second-most by a Rox rookie (Tulowitzki, 130 in 2007)...two of his home runs were against ARI, both off LHP Doug Davis...was on the Opening Day roster for the first time in his career at 23 years, 15 days old...he homered from each side of the plate in his first four games (no career homers entering '09)...hit leadoff home run on first pitch he saw on April 8 at ARI; marked his first career home run and Rockies first leadoff home run since Willy Taveras on June 7, 2007 vs. HOU...tied a modern-day rookie record (since 1900) with five stolen bases against the Padres on April 27; the last rookie with five steals in one game was the Padres Damian Jackson in 1999 (June 28, 1999 vs. COL)...at the All-Star Break, led NL rookies in walks (35), runs (35), SB (14), and ranked second in hits (61) and tied for first in doubles.

2008: Began the season with Double A Tulsa as the club's everyday center fielder before being called up to the Majors on Aug. 2...before being called up to Colorado, represented Team USA at the Beijing Olympics in August...finished with a .154 average (4x26) and three runs scored in 13 games of big league action...added to the 40-man roster for the first time in his career when the club purchased his contract from Tulsa...did not appear in any games for the Rockies until Aug. 10...played the field in nine games for the Rockies, starting five games, all in center field...batted from the leadoff spot in his first two starts (Sept. 10 at ATL, Sept. 14 vs. LAD) before batting 8th in his final three starts...switch-hitter recorded all four hits left-handed (4x11)...made MLB debut as a pinch runner in the 10th inning and was caught stealing (2nd base) on Sept. 2 vs. SF...flew out to right field in his first MLB at-bat (as pinch-hitter in the 3rd inning) on Sept. 3 vs. SF...became the seventh Rookie to make their MLB debut and was one of 14 rookies used by the club...first MLB start (as CF) came on Sept. 10 at ATL, and he notched his first career hit off Colorado native Will Ohman in the 7th inning...also scored his first run and recorded his first OF assist in that game...hit .335 (141x421) with 31 doubles, nine triples, nine HR and 64 RBI in 108 games for Tulsa, all numbers were career bests...ranked among Texas League leaders in the following categories: batting average (2nd), OBP (1st-.431), SLG (4th-.515), runs (2nd-92), triples (T-1st)...went 0x4 as the starting center fielder during the Futures Game at Yankee Stadium...named the Texas League Offensive Player of the Week for the week ending on June 15 after hitting hit .484 (15x31) with seven doubles, five RBI and seven runs scored, while slugging .735 for the week...named Rockies Player of the Month for June...switch-hitter also smashed 12 doubles and recorded a .569 slugging pct. for the month...awarded a bronze medal at the Beijing Olympics as 2008 Team USA Olympic Baseball Team defeated Japan 8-4 in their final game.

MINOR LEAGUES:

2007: Played in just 65 games for Class A Modesto before going on the DL for the remainder of the season with a fractured right hand...despite missing nearly half the season he still finished third on the club with 20 stolen bases and 44 walks...posted 18 multi-hit games, including six three-hit games...switch-hitter batted .302 (19x63) vs. lefties and .264 (48x182) vs. righties...played for the Peoria Javelinas in the Arizona Fall League following the season and batted .224 (24x107) with 17 RBI in 27 games...was named to the AFL All-Prospect Team along with being named an AFL Rising Star...tabbed by *Baseball America* as the third-best prospect in Colorado's farm system...was also named by the same publication as being the best overall athlete and the best defensive outfielder...**2006:** Ranked tied for third in the South Atlantic League in runs scored...among the club leaders, ranked tied for first in triples, second in doubles, stolen bases and tied for second in walks...batted .296 (40x135) against both left-handed and right-handed hurlers (80x270)...named to the Midseason SAL All-Star Team, but did not appear in the game...named by *Baseball America* as the fourth-best prospect in Colorado's farm system along with being the best athlete...**2005:** Spent first professional season at rookie-level Casper...reached base in 28 consecutive home games from June 21-Sept. 8...appeared in 58 games in CF and one in RF...named by *Baseball America* as having the best outfield arm in the Rockies minor league chain.

PERSONAL:

Dexter and his wife Aliya reside in Sandy, UT, in the offseason...the two had their first child this offseason: Naya Iman Fowler.

2014 HOUSTON ASTROS

WILLIAM DEXTER FOWLER

Year	Team	AVG	G	AB	R	H	2B	3B	HR	RBI	BB	SO	SB	CS	OBP	SLG	SF	SH	HB	E
2005	Casper (R)	.273	62	220	43	60	10	4	4	23	27	73	18	6	.357	.409	0	3	2	4
2006	Asheville (A)	.296	99	405	92	120	31	6	8	46	43	79	43	23	.373	.462	1	2	7	8
2007	Modesto (A)	.273	65	245	43	67	7	5	2	23	44	64	20	11	.397	.367	1	2	7	4
2008	Tulsa (AA)	.335	108	421	92	141	31	9	9	64	65	89	20	8	.431	.515	3	8	8	6
	COLORADO	.154	13	26	3	4	0	0	0	0	0	5	0	1	.185	.154	0	0	1	0
2009	COLORADO	.266	135	433	73	115	29	10	4	34	67	116	27	10	.363	.406	3	14	1	4
	Tulsa (AA)#	.400	3	10	3	4	2	0	0	3	3	3	1	0	.538	.600	0	0	0	1
2010	COLORADO	.260	132	439	73	114	20	14	6	36	57	104	13	8	.347	.410	0	7	2	1
	Col. Springs (AAA)	.340	27	106	23	36	10	4	2	13	17	27	1	0	.435	.566	0	0	1	0
2011	COLORADO	.266	125	481	84	128	35	15	5	45	68	130	12	9	.363	.432	1	7	6	8
	Col. Springs (AAA)	.237	24	97	17	23	6	1	2	9	15	24	2	1	.345	.381	0	1	1	0
2012	COLORADO	.300	143	454	72	136	18	11	13	53	68	128	12	5	.389	.474	2	6	0	6
2013	COLORADO	.263	119	415	71	109	18	3	12	42	65	105	19	9	.369	.407	2	4	6	3
	Col. Springs (AAA)#	.000	2	6	0	0	0	0	0	0	3	2	1	0	.333	.000	0	0	0	0
MINOR LEAGUE TOTALS		.299	390	1510	313	451	97	29	27	181	217	361	106	49	.395	.455	5	16	26	23
MAJOR LEAGUE TOTALS		.270	667	2248	376	606	120	53	40	210	325	588	83	42	.365	.423	8	38	16	22

Rehab assignment

FOWLER CAREER TRANSACTIONS

- Selected by Colorado in the 14th round of the June 2004 draft.
- On Disabled List, Aug. 25-Sept. 9, 2009 (bruised right knee).
- On Disabled List, June 7-20, 2011 (left abdominal strain).
- On Disabled List, July 2-11, 2013 (right wrist soreness).
- Acquired by Houston from Colorado along with a PTBNL in exchange for OF Brandon Barnes and RHP Jordan Lyles on Dec. 3, 2013.

FOWLER GAME HIGHS

Hits: 4 (4x) -- last, June 9, 2013 vs. San Diego
Home Runs: 2 (3x) -- last, June 2, 2013 vs. Los Angeles (NL)
RBI: 4 (3x) -- last, Aug. 12, 2013 vs. San Diego
Stolen Bases: 5 -- April 27, 2009 vs. San Diego
Longest Hitting Streak: 11 -- April 23-May 3, 2013
Career Grand Slams (1): Sept. 1, 2012 vs. San Diego (Miles Mikolas)

LEADOFF HR

No.	Date	Opp.	Pitcher
1	4/8/09	@ ARI	D. Davis
2	9/5/11	ARI	W. Miley
3	5/28/12	HOU (2)	J. Lyles
4	7/18/12	PIT	McDonald
5	4/29/13	@ LAD	T. Lilly
6	6/2/13	LAD	M. Magill

PINCH-HIT HR

No.	Date	Opp.	Pitcher
1	5/20/12	SEA	League
2	5/27/12	@ CIN	M. Latos

WALK-OFF HR

No.	Date	Opp.	Pitcher
none			

FOWLER CAREER FIELDING

YEAR	POSITION	PCT.	G	PO	A	E	TC	DP
2013	Outfield	.987	110	231	3	3	237	2
TOTALS	Outfield	.984	619	1295	21	22	1338	9

2014 HOUSTON ASTROS



RENE GARCIA

77

Bats/Throws: Right/Right

Born: 3/21/90 in San Juan, PR

Opening Day Age: 24

Contract Status: Signed through 2014

Acquired: Selected in the 35th round of the June 2008 draft.

Height/Weight: 6-0/205

Resides: Vega Alta, PR

ML Service: 0.000

NON-ROSTER INVITEE

C

GARCIA

CAREER HIGHLIGHTS

- In 405 career minor league games within the Astros organization since 2008, has hit .261 (379x1452) with 63 doubles, 10 homers and 143 RBI.
- Has thrown out 168-of-461 attempted base-stealers (36 percent) in his 376 career games at catcher...caught 29 of 63 attempting basestealers (46%) in 2013.
- Was named a Texas League Midseason All-Star in 2013 while playing for Double A Corpus Christi...hit .304 (92x303) with 18 doubles, five home runs and 36 RBI in 73 games with Corpus before a promotion to OKC on Aug. 1, 2013.
- In 2011, received his first invite to Major League Spring Training...was the third-youngest player invited to Astros camp, behind only Jordan Lyles (20 years, two months) and Jiovanni Mier (20 years, six months)...following his regular season at Advance Class A Lancaster, hit .333 (13x39) in 21 games for the Gigantes de Carolina of the Puerto Rican Winter League.
- Spent his 2009 season at Class A Short Season Tri-City, where he threw out 30-of-65 attempting base-stealers in his 51 games at catcher (46 percent).



NOTES

- Attended Colegio Sagrada Familia in Corozal, PR...was selected by Houston in the 35th round of the June 2008 draft and was signed by Astros scout Joey Sola.
- Received his fourth consecutive invite to Major League Spring Training in 2014...signed to a minor league contract that runs through the 2014 season.

MINOR LEAGUES:

2013: For his third consecutive season, was a NRI at Astros Spring Training...went 3x13 with three RBI in three games for the Astros...split his regular season between Triple A OKC (18g) and Double A Corpus Christi (73g), combining to hit .293 (108x368) with 20 doubles, five homers and 42 RBI...his five home runs in 2013 matched his career total from 2008-12...caught 29 of 63 attempting basestealers (46%) on the season...began the year with the Hooks and was named a Texas League Midseason All-Star...hit .304 (92x303) with 18 doubles, five home runs and 36 RBI in 73 games with Corpus before a promotion to OKC on Aug. 1...finished his year with the RedHawks, hitting .246 (16x65) with six RBI in 18 games...following the season, played for Carolina in the Puerto Rican Winter League, where he hit .254 (15x59) with two doubles and nine RBI in 23 games...**2012:** Hit .285 (69x242) with 14 doubles and 23 RBI in 69 combined games between Double A Corpus Christi (9g) and Class A Advanced Lancaster (60g)...was invited to Major League Spring Training in February...played in 21 games for Gigantes de Carolina in the Puerto Rican Winter League...**2011:** Spent the entire season with Class A Advanced Lancaster, hitting .242 (72x297) and setting new career highs in runs, doubles and triples in 86 games...was invited to Major League Spring Training in January and was the third-youngest player invited to Astros camp, behind only Jordan Lyles (20 years, two months) and Jiovanni Mier (20 years, six months)...hit .333 (13x39) including three doubles and one homer in 21 games for the Gigantes de Carolina of the Puerto Rican Winter League...**2010:** Started the season at Class A Lexington and hit .262 (81x309) with career highs in doubles, homers, RBI and games...was on the seven-day minor league disabled list from Aug. 7-31 with a right elbow strain...was promoted to Class A Advanced Lancaster on Sept. 1 and played in five games for the JetHawks, going 1x19 with a double, two runs scored and one RBI...played in one game defensively for Ponce of the Puerto Rican Winter League...**2009:** Spent the season at Class A Short Season Tri-City...threw out 30-of-65 base-stealers in his 51 games at catcher (46 percent)...hit .230 (17x74) with four doubles and four RBI in 21 games in July...**2008:** Started his professional career with Rookie Level Greeneville on June 19 and played in 18 games (.295, 13x44)...was primarily a pinch-hitter and designated hitter...played in six games defensively.


2014 HOUSTON ASTROS

RENE FRANCISCO GARCIA

Year	Team	AVG	G	AB	R	H	2B	3B	HR	RBI	BB	SO	SB	CS	OBP	SLG	SF	SH	HB	E
2008	Greeneville (R)	.295	18	44	4	13	1	0	1	6	3	3	0	0	.340	.386	0	0	0	2
2009	Tri-City (A)	.202	52	173	9	35	6	1	1	9	12	24	2	0	.266	.266	0	2	3	3
2010	Lexington (A)	.262	84	309	20	81	10	1	2	35	16	35	5	2	.301	.320	4	1	3	15
	Lancaster (A)	.053	5	19	2	1	1	0	0	1	0	4	0	0	.053	.105	0	0	0	2
2011	Lancaster (A)	.242	86	297	26	72	11	2	1	27	17	41	3	2	.288	.303	3	6	3	10
2012	Lancaster (A)	.279	60	215	23	60	13	0	0	22	6	24	1	1	.308	.340	2	3	4	7
	Corpus Christi (AA)	.333	9	27	2	9	1	0	0	1	2	3	0	1	.379	.370	0	0	0	1
2013	Corpus Christi (AA)	.304	73	303	36	92	18	1	5	36	19	44	1	2	.348	.419	1	4	2	3
	Oklahoma City (AAA)	.246	18	65	8	16	2	0	0	6	3	6	1	1	.279	.277	0	0	0	0
MINOR LEAGUE TOTALS		.261	405	1452	130	379	63	5	10	143	78	184	13	9	.304	.332	10	16	15	43

GARCIA CAREER TRANSACTIONS

- Selected by Houston in the 35th round of the June 2008 draft.



MARWIN GONZALEZ 9

Bats/Throws: Switch/Right

Born: 3/14/89 in Puerto Ordaz, VZ

Opening Day Age: 25

Contract Status: Signed through 2014

Acquired: From Boston in exchange for RHP Marco Duarte and cash on Dec. 8, 2011.

Height/Weight: 6-1/203

Resides: Bolivar, VZ

ML Service: 1.133

IF

CAREER HIGHLIGHTS

- Versatile infielder has played in 152 games for the Astros over the last two seasons (2012-13)...has made 88 starts at shortstop, 10 at second base and seven at third base in his MLB career.
- A switch-hitter, has had most of his career success as a left-handed hitter, posting a .246 (79x321) average with all six of his career homers against right-handed pitchers.
- Has played in the Venezuelan Winter League in each of the last six offseasons (2008) with great success...has hit .290+ in four of those six years (2009-11, 2013)...hit .297 (22x74) in 23 games for Zulia this past offseason.
- Made his second consecutive Opening Day roster with the Astros in 2013...in the second game of the season, April 2 vs. TEX, broke up Yu Darvish's perfect-game bid with two outs in the 9th inning by hitting a single up the middle.
- Started at shortstop for Houston on Opening Day, April 6, 2012 vs. COL...recorded his first MLB hit on April 7 vs. COL, a double off LHP Jamie Moyer.
- Went 3x4 with three runs scored on April 9, 2012 vs. ATL (his fourth career game)...is one of three Astros all-time to record three-or-more hits and three-or-more runs scored in the same game within his first four career games...the last Astro to do so was Kenny Lofton in his MLB debut on Sept. 14, 1991 vs. CIN.
- Hit his first MLB homer on May 14, 2012 at PHI, which came as a pinch-hitter, off RHP Joe Blanton...was the first of two Astros players to hit their first MLB homer as a PH during the season (also, OF Brandon Barnes)...prior to the 2012 season, the last Astro to hit his first ML homer as a PH was Mark Saccomanno on Sept. 8, 2008.

★ NOTES

- Was originally signed by Chicago (NL) as a 16-year-old non-drafted free agent from Venezuela on Nov. 23, 2005...signed by Cubs scout Hector Ortega.
- Was taken by Boston with the 10th overall selection in the 2011 Rule 5 Draft...three picks later, the Astros selected RHP Marco Duarte with the first selection in the Triple A phase...the Astros and Red Sox traded these two picks for each other.
- Was one of two Rule 5 draftees that spent the 2012 season on the Astros 25-man roster (also RHP Rhiner Cruz)...since 2009, Houston has had five Rule 5 Draft picks stick with the Major League club for an entire season: also LHP Wesley Wright (2008), RHP Aneurys Rodriguez (2011) and RHP Josh Fields (2013).
- Is signed to a one year contract that runs through the 2014 season.

2014 HOUSTON ASTROS

2013: The 24-year-old played in 72 games with Houston...primarily played shortstop (53g) but also saw time at second base (10g) and third base (4g)...all four of his homers came off righties...made his second straight Opening Day roster and split time at shortstop with Ronny Cedenio until he was optioned to Triple A on June 24...played in 44 games with Triple A Oklahoma City and was recalled back to Houston on Aug. 14...remained in Houston through the end of the season where he served as the backup shortstop to Jonathan Villar...on April 2 vs. TEX, broke up Yu Darvish's perfect-game bid with two outs in the 9th inning by hitting a single up the middle...hit .262 (45x172) with 10 doubles and 15 RBI in 44 games with Triple A OKC...following the season, played for Zulia in the Venezuelan Winter League and hit .297 (22x74) with nine RBI in 23 games.

2012: The 10th overall selection in the 2011 Rule 5 Draft spent the entire 2012 season with the Astros on the Major League roster...hit .234 (48x205) across 80 MLB games, making 38 starts at shortstop, six at third base and four at second base...remained on the Astros roster the entire season other than a couple of stints on the Paternity List (April 27-30) and the Disabled List (June 8-July 15)...his DL time was accrued while recovering from a bruised right heel...also missed over two weeks (Aug. 31-Sept. 19) of games with a left ankle sprain...started at shortstop for Houston on Opening Day, April 6, 2012 vs. COL...also started the first six games of the season at the position while SS Jed Lowrie began the year on the Disabled List...hit his first MLB homer on May 14 at PHI, which came as a pinch-hitter, off RHP Joe Blanton...was the first of two Astros players to hit their first MLB homer as a PH during the season (also, Brandon Barnes on Aug. 13 vs. CHC)...prior to the 2012 season, the last Astro to hit his first ML homer as a PH was Mark Saccamanno on Sept. 8, 2008...went 3x4 with three runs scored on April 9 vs. ATL (his fourth career game)...is one of three Astros all-time to record three-or-more hits and three-or-more runs scored in the same game within his first four career games...the last Astro to do so was Kenny Lofton in his MLB debut on Sept. 14, 1991 vs. CIN...hit .290 (27x93) with a .353 on-base percentage over a 29-game stretch from May 25-Aug. 6, 2012...had a career day on July 29 vs. PIT, going 3x5 with two doubles and three RBI, helping to snap an Astros 12-game losing streak...hit .333 (13x39) with one homer and 10 RBI in his 13 games on his injury rehab assignment with Triple A OKC...after a slow start to the spring, posted a .304 (7x23) average with five walks in his last 10 games, which helped him earn a spot on the Major League roster...was selected by BOS in the Rule 5 Draft before being traded to Houston in exchange for RHP Marco Duarte...even though he was acquired in a trade, his Rule 5 status still applied...following the season, played in 18 games for Caracas in the Venezuelan Winter League.

MINOR LEAGUES:

2011: Returned to Double A Tennessee at the onset of the season, appearing in 64 games and hitting .301 (65x216) before being promoted to Triple A Iowa...combined to hit .288 (119x413) with four home runs and 39 RBI in 124 games at the two levels...posted a .324 (47x145) line with two homers and 14 RBI against lefties and a .269 (72x268) mark against right-handed pitchers...while with Tennessee, played mostly shortstop (45g) and second base (15g), but did see action in two games in the outfield...after his promotion played almost exclusively at shortstop, appearing in 54 games at the position, while committing only four errors for a .983 fielding percentage (4E/239TC)...following the season, played for Caracas in the Venezuelan Winter League, hitting .292 (49x168) with 17 RBI in 42 games...**2010:** Returned to Advanced A Daytona for the first 23 games of the season before being promoted to Double A Tennessee...combined to hit .251 (98x390) with four homers and 46 RBI at the two stops...played almost exclusively at shortstop with Tennessee, appearing in 81 games at the position and two games in the outfield...following the season, played for Caracas in the Venezuelan Winter League, hitting .324 (68x210) with two homers and 38 RBI in 59 games...**2009:** Bumped up to Advanced A Daytona and played the entire season with the Cubs...played all over the diamond, appearing in games at second base (27g), third base (24g), shortstop (38g), left field (28g) and center field (10g)...marked his first professional appearance as an outfielder...played for Caracas in the Venezuelan Winter League following the season and hit .313 (21x67) with six doubles, two home runs and nine RBI in 24 games...**2008:** Combined to hit .261 (94x360) with 52 RBI in 98 games with Class A Peoria (33g) and Class A Boise (65g)...began the year at Peoria before transferring over to Boise when their season started...would go on to lead the club and finish fourth in the Northwest League with 43 RBI...split his time at second (30g), third (11g) and shortstop (26g) while at Boise...following the season, got four at-bats (0x4) for Caracas in the Venezuelan Winter League...**2007:** Repeated the season with the Arizona League Cubs, but played in only 17 games because of injury...**2006:** Combined to hit .227 (35x154) in his first professional action...began the year with the Arizona League Cubs and hit .198 (17x86) before joining the Dominican Summer League Cubs to finish the season...hit four home runs and collected 10 RBI in his 18 games with the DSL Cubs.

PERSONAL:

Marwin and his wife Noel reside in Bolivar, VZ, in the offseason with their daughter Eliana.

2014 HOUSTON ASTROS

MARWIN JAVIER GONZALEZ

Year	Team	AVG	G	AB	R	H	2B	3B	HR	RBI	BB	SO	SB	CS	OBP	SLG	SF	SH	HB	E
2006	AZL Cubs (R)	.198	24	86	9	17	4	1	0	11	8	19	0	2	.266	.267	0	0	0	7
	DSL Cubs (R)	.265	18	68	9	18	3	0	4	10	0	14	1	1	.265	.485	0	1	0	1
2007	AZL Cubs (R)	.288	17	59	12	17	3	3	1	10	9	10	1	2	.391	.492	0	0	1	5
2008	Peoria (A)	.224	33	116	6	26	7	0	0	9	3	15	1	1	.240	.284	2	1	0	10
	Boise (A)	.279	65	244	29	68	15	3	0	43	13	36	15	7	.318	.365	2	6	2	12
2009	Daytona (A)	.241	120	424	43	102	15	4	2	34	26	77	9	8	.287	.309	1	8	2	26
2010	Daytona (A)	.271	23	85	7	23	3	0	0	5	7	13	7	1	.330	.306	1	2	1	0
	Tennessee (AA)	.246	86	305	24	75	11	3	4	41	17	40	6	4	.284	.341	4	3	1	24
2011	Tennessee (AA)	.301	64	216	29	65	18	1	2	20	17	27	4	2	.359	.421	1	2	3	12
	Iowa (AAA)	.274	60	197	24	54	12	1	2	19	16	21	3	1	.326	.376	4	8	1	4
2012	HOUSTON	.234	80	205	21	48	13	0	2	12	13	29	3	3	.280	.327	0	1	0	5
	Oklahoma City (AAA)#	.333	13	39	2	13	4	0	1	10	3	7	0	0	.395	.513	0	0	1	2
2013	HOUSTON	.221	72	204	22	45	8	0	4	14	9	37	6	2	.252	.319	1	8	0	10
	Oklahoma City (AAA)	.262	44	172	16	45	10	1	1	15	8	23	4	1	.293	.349	1	2	0	2
MINOR LEAGUE TOTALS		.260	567	2011	210	523	105	17	17	227	127	302	51	30	.306	.355	16	33	12	105
MAJOR LEAGUE TOTALS		.227	152	409	43	93	21	0	6	26	22	66	9	5	.266	.323	1	9	0	15

#Rehab assignment

GONZALEZ CAREER TRANSACTIONS

- Signed by Chicago (NL) as a non-drafted free agent on Nov. 23, 2005.
- Selected by Boston from Chicago in the Major League Rule 5 Draft on Dec. 8, 2011.
- Acquired by Houston from Boston in exchange for RHP Marco Duarte and cash considerations on Dec. 8, 2011.
- On Disabled List, June 8-July 15, 2012 (bruised right heel).

GONZALEZ GAME HIGHS

Hits: 3 (5x) -- last, April 9, 2013 at Seattle
Home Runs: 1 (6x) -- last, June 5, 2013 vs. Baltimore
RBI: 3 -- July 29, 2012 vs. Pittsburgh
Stolen Bases: 1 (9x) -- last, Aug. 18, 2013 at Los Angeles (AL)
Longest Hitting Streak: 5 -- June 3-July 17, 2012
Career Grand Slams: none

LEADOFF HR

PINCH-HIT HR

WALK-OFF HR

No.	Date	Opp.	Pitcher	No.	Date	Opp.	Pitcher	No.	Date	Opp.	Pitcher
none				1	5/14/12	@ PHI	Blanton	none			

GONZALEZ CAREER FIELDING

YEAR	POSITION	PCT.	G	PO	A	E	TC	DP
2013	Second Base	1.000	10	17	38	0	55	6
	Third Base	1.000	4	3	1	0	4	0
	Shortstop	.956	53	75	143	10	228	38
TOTALS	Second Base	1.000	16	22	53	0	75	7
	Third Base	1.000	18	5	17	0	22	0
	Shortstop	.963	100	130	255	15	400	57

2014 HOUSTON ASTROS



ROBBIE GROSSMAN 19

Bats/Throws: Switch/Left
Born: 9/16/89 in San Diego, CA
Opening Day Age: 24

Height/Weight: 6-0/193
Resides: Cypress, TX
ML Service: 0.099

Contract Status: Signed through 2014
Acquired: From Pittsburgh along with LHP Colton Cain and LHP Rudy Owens in exchange for LHP Wandy Rodriguez on July 24, 2012.

OF

GROSSMAN

CAREER HIGHLIGHTS

- Had two Major League stints with the Astros last season, posting varying results in his time with the club...over his final stint, hit .322 with an .816 OPS over his final 35 games after getting recalled back to Houston in July.
- Made his Major League debut with the Astros last season...owned the club's longest hitting streak of the season after hitting in 14 straight games from Aug. 13-27...only three other rookies in Astros history have had 14-game hitting streaks or longer: Terry Puhl (17 games in 1977), Sonny Jackson (15 games in 1966) and Cesar Cedeno (14 games in 1970).
- Made his Major League debut on April 24, 2013 vs. SEA and went 2x5...recorded his first ML hit in his second plate appearance...became just the second player in franchise history to hit two doubles in their ML debut (also James Mouton on April 4, 1994 vs. MON)...hit his first Major League homer on July 31 at BAL...was the 71st HR to land on Eutaw St. in Oriole Park history and the 43rd by an opposing player...Lance Berkman was the last Astro to hit Eutaw with a HR (June 18, 2008).
- Heading into 2013, was ranked by *Baseball America* as the Astros No. 17 prospect and by ESPN.com as the Astros No. 7 prospect...prior to the 2012 season, was ranked by *BA* as the No. 8 prospect with the 'Best Strike Zone Discipline' in the Pirates system...was also rated by the publication as having the 'Best Strike Zone Discipline' in the Eastern League in 2012 and the Florida State League in 2011.
- Was named Pittsburgh's Minor League Player of the Year in 2011 after becoming the first minor league player since Nick Swisher (2004) to score at least 100 runs and walk at least 100 times...hit .294 (144x490), scoring 127 runs while recording 104 walks in 134 games at Class A Advanced Bradenton...scored the most runs by any minor league player since 2005.
- Was a Florida State League Postseason All-Star and an MiLB.com Organization All-Star in 2011...led all of minor league baseball in runs (127) and walks (104)...played in the Arizona Fall League following the conclusion of the 2011 season and ended up playing in the AFL Rising Stars Game and was named to the AFL All-Prospect Team.



NOTES

- Grew up in Cypress, TX and graduated from Cy-Fair High School in 2008...as a senior, was one of three recipients of the Josh Beckett Award for Houston Area Player of the Year honors...was a Rawlings First Team All-American in 2008 and a member of the USA Baseball Junior National Team in 2007...also played football as a freshman and sophomore.
- Signed a national letter of intent to play baseball at the University of Texas, but ultimately signed with the Pirates after getting selected by the club in the sixth round of the June 2008 draft...was ranked by *Baseball America* as the 49th best prospect in the country entering the draft...was signed by Pirates scout Mike Leuzinger.
- Was one of three players the Astros received from Pittsburgh in exchange for LHP Wandy Rodriguez on July 24, 2012...added to the Astros 40-man roster on Nov. 20, 2012...is currently signed to a one year contract that runs through 2014.

2013: The 24-year-old, Cypress, TX native made his Major League debut with the Astros this season, hitting .268 with a .332 OBP in 63 games...heading into the season was ranked by ESPN.com as the Astros No. 7 prospect...saw time at all three outfield spots (45g in LF, 29g in CF, 2g in RF)...struggled in his first stint with the club (.198 AVG) but hit .322 with an .816 OPS over his final 35 games after getting recalled back to Houston in July...owned the club's longest hitting streak of the season after hitting in 14 straight games from Aug. 13-27...marked the second-longest hitting streak by an AL rookie this season, behind Jose Iglesias' 18-gamer...was the longest hitting streak by an Astros rookie since Chris Johnson hit in 14 straight in 2010...only three other rookies in Astros history have had 14-game hitting streaks or longer: Terry Puhl (17 games in 1977), Sonny Jackson (15 games in 1966) and Cesar Cedeno (14 games in 1970)...had three hitting streaks of eight or more games this season...reached base safely in 52 of his 63 games (83%)...hit .329 vs. lefties, which

2014 HOUSTON ASTROS

ranked sixth all-time in Astros history for a single season by a rookie (min. 50 at-bats)...when putting the first pitch of an at-bat into play, hit .472 (17x36)...when swinging at the first pitch of an at-bat, the ultimate outcome of his at-bats resulted in a .370 average (27x73) with an .880 OPS...did not make the club out of Spring Training and started the year at Triple A Oklahoma City...was recalled to Houston on April 24 after Justin Maxwell was placed on the DL...optioned to Triple A on May 27...spent two months at OKC before getting recalled to the Majors on July 26...suffered a strained right oblique on Sept. 3 vs. MIN and missed the final 24 games of the season but was not placed on the DL...made his Major League debut on April 24 vs. SEA and went 2x5...recorded his first ML hit in his second plate appearance...became just the second player in franchise history to hit two doubles in their ML debut (also James Mouton on April 4, 1994 vs. MON)...the last Major Leaguer to collect two doubles in their MLB debut was OAK's Carlos Gonzalez on May 30, 2008 at TEX... from July 28 thru the end of the season, ranked second among MLB rookies with a .322 batting average (min. 130 at-bats)...hit his first Major League homer on July 31 at BAL...was the 71st HR to land on Eutaw St. in Oriole Park history and the 43rd by an opposing player...Lance Berkman was the last Astro to hit Eutaw with a HR (June 18, 2008)...on Aug. 14 at OAK, made a leaping catch at the LF wall to rob Chris Young of what would have been a walk-off homer in the 10th inning...in 70 games at Triple A OKC, hit .281 (71x253) with 42 runs, 11 doubles, two homers, 20 RBI and a .396 on-base percentage...hit.390 (32x82) in July.

MINOR LEAGUES:

2012: Posted a combined .266 (129x485) average with 28 doubles, 10 homers, 13 steals and a .376 on-base percentage in 131 games between Double A Altoona (95g) and Double A Corpus Christi (36g)...hit .300 (82x290) over his final 79 games of the season from June 2-Sept. 3...began the year with Double A Altoona in the Pirates organization, hitting .266 (93x350) with 20 doubles, seven homers and a .378 OBP...was traded to the Astros on July 24 along with LHP Colton Cain and LHP Rudy Owens in exchange for LHP Wandy Rodriguez...went on to hit .267 (36x135) with a .371 OBP in 36 games for Double A Corpus Christi...entered the season ranked by *Baseball America* as the No. 8 prospect with the 'Best Strike Zone Discipline' in the Pirates system...was added to the Astros 40-man roster on Nov. 20...**2011:** Was Pittsburgh's Minor League Player of the Year after spending the entire season in Class A Advanced Bradenton...hit .294 (144x490) with an .869 OPS (.418 OBP/.451 SLG)...led all of minor league baseball in runs (127) and walks (104), and ranked tied for fifth in the Florida State League in doubles (34) and hits (144)...became the first minor league player since Nick Swisher (2004) to score at least 100 runs and walk at least 100 times...scored the most runs by any minor league player since 2005...was also the most runs scored by a Pirates minor leaguer since at least 1990...was a Florida State League Postseason All-Star and an MiLB.com Organization All-Star...hit 11 of his 13 home runs against righthanders and 10 of his 13 bombs following the All-Star Break...collected 32 extra-base hits following the All-Star Break, which ranked second among Florida State League hitters behind Clearwater's Darin Ruf...reached base safely in a Florida State League-high 42 straight games from July 3 to Aug. 18...played in the Arizona Fall League following the conclusion of the season...hit .375 (39x104) with seven homers and a 1.097 OPS (.472 OBP/.625 SLG) in 26 games for the Mesa Solar Sox...played in the AFL Rising Stars Game and was named to the AFL All-Prospect Team...prior to the season, was ranked by *Baseball America* as the No. 25 prospect in the Pirates organization...rated by the publication as having the 'Best Strike Zone Discipline' in the Florida State League...**2010:** Spent the entire year at Class A Advanced Bradenton, where he hit .245 (115x470) with 29 doubles and 15 stolen bases in 125 games...tied for third in the FSL in runs and ranked second in walks...entering the season, was ranked as the No. 18 prospect in the Pittsburgh system by *Baseball America*...**2009:** Played in 116 games for Class A Virginia, hitting .266 (120x451) with 21 doubles, 35 steals and a .373 on-base percentage...ranked third in the South Atlantic League in runs scored and second in walks...reached base safely in 28 straight games from June 6-July 13, including 40 straight home games from April 16-Aug. 18...**2008:** Played in five games with the GCL Pirates after signing with the club as a sixth round draft selection...went 3x16 (.185) in his limited action.

ROBERT EDWARD GROSSMAN

Year	Team	AVG	G	AB	R	H	2B	3B	HR	RBI	BB	SO	SB	CS	OBP	SLG	SF	SH	HB	E
2008	GCL Pirates (R)	.188	5	16	3	3	1	0	0	1	4	7	1	0	.381	.250	0	0	1	0
2009	West Virginia (A)	.266	116	451	83	120	21	2	5	42	75	164	35	12	.373	.355	0	7	2	5
2010	Bradenton (A)	.245	125	470	84	115	29	3	4	50	66	118	15	8	.344	.345	6	12	8	5
2011	Bradenton (A)	.294	134	490	127	144	34	2	13	56	104	111	24	10	.418	.451	7	9	6	7
2012	Altoona (AA)	.266	95	350	59	93	20	4	7	36	59	78	9	10	.378	.406	0	4	4	4
	Corpus Christi (AA)	.267	36	135	22	36	8	2	3	11	18	43	4	1	.371	.422	1	1	5	2
2013	Oklahoma City (AAA)	.281	70	253	42	71	11	2	2	20	48	66	15	8	.396	.364	1	7	1	2
	HOUSTON	.268	63	257	29	69	14	0	4	21	23	70	6	7	.332	.370	1	5	2	3
	MINOR LEAGUE TOTALS	.269	581	2165	420	582	124	15	34	216	374	587	103	49	.381	.387	15	40	27	25
	MAJOR LEAGUE TOTALS	.268	63	257	29	69	14	0	4	21	23	70	6	7	.332	.370	1	5	2	3

2014 HOUSTON ASTROS

GROSSMAN CAREER TRANSACTIONS

- Selected by Pittsburgh in the sixth round of the June 2008 draft.
- Acquired by Houston from Pittsburgh along with LHP Colton Cain and LHP Rudy Owens in exchange for LHP Wandy Rodriguez on July 24, 2012.

GROSSMAN GAME HIGHS

Hits: 3 (3x) -- last, Aug. 27, 2013 at Chicago (AL)
 Home Runs: 1 (4x) -- last, Aug. 23, 2013 vs. Toronto
 RBI: 4 -- Aug. 23, 2013 vs. Toronto
 Stolen Bases: 2 -- May 7, 2013 vs. Los Angeles (AL)
 Longest Hitting Streak: 14 -- Aug. 13-27, 2013
 Career Grand Slams: none

LEADOFF HR

PINCH-HIT HR

WALK-OFF HR


No. Date Opp. Pitcher
 none

No. Date Opp. Pitcher
 none

No. Date Opp. Pitcher
 none

GROSSMAN CAREER FIELDING

YEAR	POSITION	PCT.	G	PO	A	E	TC	DP
2013	Outfield	.976	62	122	2	3	127	0
TOTALS	Outfield	.976	62	122	2	3	127	0



JESUS GUZMAN

14

Bats/Throws: Right/Right

Born: 6/14/84 in Sucre, VZ

Opening Day Age: 29

Contract Status: Signed through 2014

Acquired: From San Diego in exchange for IF Ryan Jackson on Dec. 18, 2013.

Height/Weight: 6-1/201

Resides: Caracas, VZ

ML Service: 2.151

IF/OF

CAREER HIGHLIGHTS

- The right-handed hitting Guzman has appeared in 334 career Major League games with San Francisco (2009) and San Diego (2011-13) and owns a career .259 (218x842) batting average with 23 home runs and 127 RBI...against left-handed pitchers in his career, has posted a .286 (105x367) batting average with a .358 on-base percentage...owns a career .268 (30x112) average with six homers in the pinch.
- The versatile defensive player has appeared in games at first base (113), left field (93), right field (13), second base (5) and third base (2)...began his career as a minor league third baseman.
- Spent the entire 2013 season with San Diego, making most of his appearances as a pinch-hitter...in his 53 pinch-hit apps., hit .250 (12x48) with three doubles, three home runs and 14 RBI...led all Major League pinch-hitters in RBI, ranked tied for second in doubles, and tied for the third in hits and home runs.
- Made his first career Opening Day roster for the Padres in 2012 and hit .303 (37x122) with six home runs against left-handed pitching...had two pinch-hit homers that season and had his first career multi-homer

★ NOTES

- Originally signed by Seattle as a 16-year old amateur free agent out of Venezuela on July 2, 2000...signed by Mariners scouts Jose Moreno and Jesus Salazar.
- Acquired by Houston this offseason in exchange for IF Ryan Jackson...Jackson was claimed off waivers earlier in the offseason on Nov. 20.
- Was arbitration eligible for the first time in his career this offseason...agreed to terms on a one-year deal with Houston, avoiding the arbitration process, on Jan. 17, 2014.

2014 HOUSTON ASTROS

game on July 25 at SF.

- Saw his first significant time in the Majors with San Diego in 2011 after being selected to the Majors on June 16...spent the remainder of the season in the big leagues, and led the team in doubles and RBI while ranking second in hits and batting average from the time of his call-up through the end of the campaign...hit .431 (28x65) with runners in scoring position, which led all qualifying NL hitters over his stretch in the Majors...hit his first big league homer on June 24 vs. ATL as a pinch-hitter.
- Made his Major League debut with San Francisco in 2009 and recorded his first big league hit on May 23 at SEA with a single off Miguel Batista in the 7th inning...appeared in 12 games for the Giants that season, making three starts and hitting .250 (5x20).
- Was named a Texas League Midseason All-Star in 2008 and led the league with a .364 average, although he did not record enough plate appearances to qualify for leadership...however, was recognized based on guidelines of Rule 10.22(a).
- Following the 2008 regular season, played for Caracas of the Venezuelan Winter League and was named league MVP, earning 42 of 45 first place votes...broke a 35-year-old VWL record with 67 RBI and established the most RBI by a Venezuelan-born hitter when he surpassed Bo Diaz's record of 57 RBI in 1978...led the league with 81 hits, 48 runs and 143 total bases.
- Named to the California League Postseason All-Star Team in 2007 after batting .301 with professional highs in runs (102), doubles (38), triples (5), home runs (25) and RBI (112)...among CL leaders, finished second in HR, RBI, extra base hits (68) and total bases (279)...led all Mariners minor leaguers in RBI, extra base hits and runs scored.
- Named a member of Texas League Midseason All-Star Team while playing for Double A San Antonio in 2005, his first season at the Double A level.
- Named the Venezuelan Summer League Mariners Most Valuable Player by the Seattle organization in 2003...hit .359 (74x206) with 25 multi-hit games in 56 contests that season.

2013: Played in a career-high 126 games in 2013, making 63 starts including 33 at 1B, 25 in LF, three in RF and two at 3B...tied his career-highs in home runs (nine, also 2012) and runs scored (33, also 2011)...in 53 pinch-hit appearances, hit .250 (12x48) with three doubles, three home runs and 14 RBI, leading all Major Leaguers in RBI and ranking tied among all Major Leaguers with the second-most pinch-hit doubles, tied for the third-most hits (also, Mark Kotsay-SD and Juan Pierre-MIA) and tied for third with three pinch-hit homers...his 53 pinch-hit appearances were the second-most by a Padre and ranked tied for fifth-most in all of baseball...in 64 games on the road, hit .279 (43x154) with all nine of his home runs while batting .164 (22x134) in 62 games at home...had a game-tying, pinch-hit grand slam on May 11 vs. TB before the Padres fell by a score of 8-7 to the Rays...was the Padres first pinch-hit slam since Josh Barfield on Aug. 17, 2006 vs. SF and first on the road since Melvin Nieves on Aug. 26, 1995 at NYM...had a game-ending RBI-single in the 17th inning on May 31 vs. TOR, his first career walk-off hit...the RBI was the 100th of his career, becoming the first Padre since Jerry Turner on July 22, 1978 to record his 100th career RBI in walk-off fashion (per ELIAS)...his three pinch-hit home runs were tied for third-most in franchise history and were the most since Matt Stairs had four in 2010...enjoyed his best month of the season in July, hitting .273 (18x66) with seven doubles, four home runs, 13 RBI and nine runs scored.

2012: In his first full Major League season, set career-highs in several offensive categories including games played (120), home runs (nine), RBI (48) and walks (29)...made his first career Opening Day roster for the Padres...started a career-high 65 games, including 43 in LF, 14 at 1B, seven in RF and one as the DH...hit .303 (37x122) with six home runs against left-handed pitching, while hitting .206 (34x165) with three homers off right-handers...over 27 games in May he hit .292 (19x65)...in the pinch, he hit .256 (11x43) with three doubles and two home runs...had his first career multi-homer game on July 25 at SF.

2011: Had his contract selected from Triple A Tucson on June 16 and spent the remainder of the season in the big leagues, seeing his first significant stretch of time in the Majors...led the team in doubles and RBI while ranking second in hits and batting average from the time of his call-up through the end of the campaign...made 62 starts for San Diego, including 52 at first base, six in left field and four as designated hitter...his .312 batting average ranked as the 13th-best in the National League from June 16 through the end of the season (min. 250 PA)...hit .346 (37x107) at home, .373 (41x110) with runners on base, .431 (28x65) with runners in scoring position and .444 (12x27) with RISP and two outs...average with RISP led all qualifying NL hitters over his stretch in the Majors...hit his first big league homer on June 24 vs. ATL as a pinch-hitter...collected two four-RBI games and three three-hit games...prior to joining the Padres, hit safely in 51 of his 63 games with Tucson...tallied multiple hits in 24 of those games and recorded an extra-base hit in 26 games.

2010: Played his entire campaign at Triple A Fresno, batting .321 (143x445) with 28 doubles, one triple, 18 homers and 72 RBI in 125 games...played first base, third, left field, right and served as designated hitter...hit .352 (69x196) with 20 doubles, one triple, eight home runs and 39 RBI the second half of the season...batted .357 (25x70) in June, .342 (25x73) in July and .336 (39x116) in August...drove in 23 runs in August...finished the season by batting .448 (30x67) over his final 17 games, hitting safely in 16 contests...had 39 multi-hit

2014 HOUSTON ASTROS

games...had a season-high four hits twice on Aug. 30 at Salt Lake and Sept. 6 vs. Tacoma...hit .321 (45x140) with runners in scoring position.

2009: Reached the Majors for the first time after being invited to Major League Spring Training for the first time in his career...made three starts for SF (two at first base and one as DH)...went 3x9 (.333) as a pinch-hitter...had his contract purchased from Fresno on May 21 and made his Major League debut that night at SD, going 0x1 as a pinch-hitter, then remaining in the game at first base...made his first Major League start on May 22 at SEA as the designated hitter...recorded his first big league hit on May 23 at SEA with a single off Miguel Batista in the 7th inning...appeared in just one more game before being optioned to Triple A on May 26...was recalled for a second time on July 27 and appeared in just three games...made third and final stint with big league club when rosters expanded in September and had three pinch-hits in five at-bats...spent the majority of season at Triple A where he batted .321 (145x452) with 26 doubles, five triples, 16 HR and 71 RBI in 115 games for the Grizzlies...his .321 average was fifth-best in PCL...was the minor league's hottest hitter in month of May, hitting safely in 19 of 21 games at .472 (42x89) with three HR and 22 RBI in 21 games...his .472 clip was the highest among all minor league players...recorded six-straight multi-hit games from May 8-13 and had 43 overall...hit .400 (38x95) in 23 July contests...reeled off a season and team-high 27-game hitting streak from June 28-Aug. 5...batted .384 (43x112) with three HR and 13 RBI during the stretch...hit .290 (58x200) with 12 doubles, eight homers and 37 RBI in 52 games for Caracas in the Venezuelan Winter League following the regular season.

MINOR LEAGUES:

2008: Combined to hit .349 (145x415) with 17 HR and 88 RBI in 100 games between the Rookie-level A's, Double A Midland and Triple A Sacramento in his first season with Oakland's organization...led the Texas League with a .364 average, although did not record enough plate appearances to qualify for leadership... however, was recognized based on guidelines of Rule 10.22(a)...was named a Texas League Midseason All-Star, third time being named to a minor league All-Star squad...earned Texas League Player of Week honors twice for weeks ending on April 13 and April 27...following the season, played for Caracas of the Venezuelan Winter League and was named MVP of league, earning 42 of 45 first place votes...broke a 35-year-old VWL record with 67 RBI and established the most RBI by a Venezuelan-born hitter when he surpassed Bo Diaz's record of 57 RBI in 1978...ranked fifth in league with a .349 batting average and third with 13 HR in 61 games...also led the league with 81 hits, 48 runs and 143 total bases...**2007:** Named to the California League Postseason All-Star Team after batting .301 with professional highs in runs, doubles, triples, home runs and RBI...among CL leaders, finished second in HR, RBI, extra base hits (68) and total bases (279), third in doubles, fourth in hits and fifth in runs and at-bats...led all Mariners minor leaguers in RBI, extra base hits and runs scored...named CAL League Player of Week for Aug. 27...reached base in 36 consecutive games from May 14-July 26 for sixth-longest on-base streak in the league...**2006:** Spent second season with Double A San Antonio, appearing in 115 games...recorded season-high eight-game hit streak from April 26-May 4, hitting .464 (13x28)...had 30 multi-hit contests, including season-best three hits on three occasions...hit five of his nine HR and had 30 of his 55 RBI combined in May and June...played 15 games for Lara in Venezuelan Winter League following the season...**2005:** Named a member of Texas League Midseason All-Star Team while playing in his first season at the Double A level...hit .258 (117x453) for San Antonio that season while playing as the everyday third baseman...**2004:** Spent his first full season at the Single A level in the California League with Inland Empire, hitting .310 (137x442) over a career-high 114 games...also knocked in a career-high 71 runs and 35 doubles for Inland Empire...finished ninth in the California League with a .310 average...hit .336 (112x333) against right-handed pitchers and .229 (25x109) against left-handers...**2003:** Hit .359 (74x206) with 25 multi-hit games in 56 contests with the VSL Mariners...named the club's Most Valuable Player by the Seattle organization...participated in the Mariners' Arizona Instructional League following the season...also played for Lara in VWL...**2002:** Played in 59 games for the Venezuelan Summer League Mariners, which is now owned and operated solely by the Mariners organization...**2001:** After signing with the Mariners organization on July 2, 2000, made his professional debut with their Venezuelan Summer League team in 2001...the squad, which was based in Aguirre, VZ, had players from both the Mariners and Rockies organizations that season.

2014 HOUSTON ASTROS

JESUS ANTONIO GUZMAN

Year	Team	AVG	G	AB	R	H	2B	3B	HR	RBI	BB	SO	SB	CS	OBP	SLG	SF	SH	HB	E
2001	VSL Mariners (R)	.139	40	108	12	15	2	0	0	8	18	37	4	4	.262	.157	0	0	0	-
2002	VSL Mariners (R)	.280	59	225	32	63	12	2	4	24	13	30	6	7	.345	.404	1	2	10	2
2003	VSL Mariners (R)	.359	56	206	46	74	14	2	5	31	29	27	8	7	.450	.519	1	1	6	17
2004	Inland Empire (A)	.310	114	442	80	137	35	3	6	71	57	105	9	8	.393	.443	4	3	6	29
2005	San Antonio (AA)	.258	119	453	61	117	18	8	9	53	45	101	6	11	.330	.393	1	11	4	24
2006	San Antonio (AA)	.257	115	408	57	105	18	3	9	55	46	74	7	3	.335	.382	4	9	4	13
2007	High Desert (A)	.301	130	518	102	156	38	5	25	112	50	85	3	3	.370	.539	3	6	8	25
2008	Midland (AA)	.364	80	341	57	124	21	2	14	76	33	56	5	2	.419	.560	1	1	0	17
	Sacramento (AAA)	.237	15	59	5	14	2	0	2	9	4	13	0	2	.281	.373	1	1	0	4
	AZL Athletics (R)	.467	5	15	2	7	3	0	1	3	0	1	1	0	.529	.867	0	0	2	2
2009	Fresno (AAA)	.321	115	452	75	145	26	5	16	71	37	82	0	2	.379	.507	3	1	7	9
	SAN FRANCISCO	.250	12	20	0	5	0	0	0	0	3	0	0	.250	.250	0	0	0	0	0
2010	Fresno (AAA)	.321	125	445	66	143	28	1	18	72	38	68	6	4	.376	.510	3	3	3	11
2011	Tucson (AAA)	.332	63	244	40	81	22	1	8	57	34	42	4	4	.423	.529	1	2	5	14
	SAN DIEGO	.312	76	247	33	77	22	2	5	44	22	43	9	2	.369	.478	1	0	1	4
2012	SAN DIEGO	.247	120	287	32	71	18	2	9	48	29	71	3	3	.319	.418	2	1	2	2
2013	SAN DIEGO	.226	126	288	33	65	17	0	9	35	27	79	3	0	.297	.378	0	1	2	6
MINOR LEAGUE TOTALS		.302	1036	3916	635	1181	239	32	117	642	404	721	59	57	.373	.469	23	40	55	167
MAJOR LEAGUE TOTALS		.259	334	842	98	218	57	4	23	127	78	196	15	5	.324	.418	3	2	5	12

GUZMAN CAREER TRANSACTIONS

- Signed by Seattle as a non-drafted free agent on July 2, 2000.
- Signed by Oakland to a minor league contract on Dec. 2, 2007.
- Signed by San Francisco to a minor league contract on Nov. 18, 2008.
- Signed by San Diego to a minor league contract on Nov. 20, 2010.
- Acquired by Houston from San Diego in exchange for IF Ryan Jackson on Dec. 18, 2013.

GUZMAN GAME HIGHS

Hits: 3 (8x) -- last, Sept. 28, 2013 at San Francisco
Home Runs: 2 -- July 25, 2012 at San Francisco
RBI: 4 (3x) -- last, May 11, 2013 at Tampa Bay
Stolen Bases: 2 -- Aug. 10, 2011 at New York (NL)
Longest Hitting Streak: 12 -- July 30-Aug. 11, 2011
Career Grand Slams (1): May 11, 2013 at Tampa Bay (Jeremy Hellickson)

LEADOFF HR

No. **Date** **Opp.** **Pitcher**
 none

PINCH-HIT HR

No. **Date** **Opp.** **Pitcher**
 1 6/24/11 ATL J. Asencio
 2 6/1/12 ARI W. Miley
 3 7/3/12 @ ARI P. Corbin
 4 5/11/13 @ TB Hellickson
 5 6/18/13 @ SF J. Affeldt
 6 7/25/13 @ MIL Gonzalez

WALK-OFF HR

No. **Date** **Opp.** **Pitcher**
 none

GUZMAN CAREER FIELDING

YEAR	POSITION	PCT.	G	PO	A	E	TC	DP
2013	First Base	.990	38	280	15	3	298	24
	Second Base	1.000	1	1	0	0	1	0
	Third Base	.714	3	3	2	2	7	0
	Outfield	.980	40	50	0	1	51	0
TOTALS	First Base	.992	113	786	62	7	855	61
	Second Base	1.000	5	1	1	0	2	0
	Third Base	.714	3	3	2	2	7	0
	Outfield	.981	105	148	4	3	155	1

2014 HOUSTON ASTROS



LUCAS HARRELL

64

Bats/Throws: Switch/Right
Born: 6/3/85 in Springfield, MO
Opening Day Age: 28
Contract Status: Signed through 2014
Acquired: Claimed off waivers from Chicago (AL) on July 8, 2011.

Height/Weight: 6-2/205
Resides: Springfield, MO
ML Service: 2.083

RHP

HARRELL

CAREER HIGHLIGHTS

- Has gone 18-30 with a 4.69 ERA (203ER/389.1IP) in 85 Major League games (59 starts) over parts of four seasons with the White Sox (2010-11) and Astros (2011-13).
- Has posted a 2.20 groundballs/flyball ratio over his career (2010-13) and a 2.19 mark over his last two full Major League seasons (2012-13)...since the beginning of the 2012 season, ranks fifth in the Majors in GB/FB ratio, trailing only RHP Trevor Cahill (ARI, 2.50), RHP A.J. Burnett (PIT, 2.49), RHP Justin Masterson (CLE, 2.41) and RHP Rick Porcello (DET, 2.32).
- Began the 2013 season as the Astros No. 2 starter and started his first 19 games before a move to the bullpen...despite spending half of the season as a reliever, tossed 153.2 innings, which tied for the club lead (also, Keuchel)...finished seventh in the AL with a 1.93 ground ball to fly ball ratio (min. 150IP) and induced 23 double play balls, which ranked fifth in the AL and tied for eighth in the Majors.
- Named the Astros 2012 Rookie of the Year by the Houston Chapter of the BBWAA...led the Astros in wins, innings pitched and starts in 2012...his 2.34 ERA (21ER/80.2IP) at home ranked fifth in the National League (min. 75 IP) and fourth all-time in Astros history among rookies (min. 10 starts)...ranked third in the Majors with a 2.44 groundballs/flyball ratio in 2012, which was also the fifth highest GB/FB ratio all-time for a rookie in a single season since 1990.
- Posted the third-highest innings total and the fourth-highest strikeout total by an Astros rookie in franchise history for a single season in 2012...became one of just eight Astros rookies all-time to record double-digit wins, joining a select group with Jerome Robertson (2003-15W), Roy Oswalt (2001-14W), Jim Deshaies (1986-12W), Tom Griffin (1969-11W), Charlie Kerfeld (1986-11W), Wandy Rodriguez (2005-10W) and Don Wilson (1967-10W).
- Finished second in the Majors in innings pitched by a rookie in 2012, and ranked second among National League rookies in strikeouts and wins...was the only NL rookie to toss a complete game shutout in 2012 (June 27 vs. SD)...became the first rookie pitcher to throw a CG SHO for Houston since RHP Taylor Buchholz accomplished the feat on May 21, 2006 vs. TEX.
- Made his first Opening Day roster in 2012, and became the first Astros hurler to go at least 7.0 innings without allowing a run or walk in his season debut (April 7) since Bob Knepper turned the trick on April 10, 1986.
- Made his Major League debut on July 30, 2010 vs. OAK, earning his first win (1ER/6IP)...became the first White Sox starter to be victorious in his debut since Kip Wells on Aug. 2, 1999 at DET.
- Along with Astros catcher Jason Castro, was a member of the 2009 gold-medal winning Team USA at the IBAF Baseball World Cup in Italy...went 3-0 with a 0.00 ERA (10IP) and two hits allowed in three relief appearances in the international tournament.
- Was ranked by *Baseball America* as the No. 8 prospect in the White Sox organization prior to the 2007 season, but missed the entire year after undergoing surgery on his right shoulder.
- Named to the Carolina League Midseason and Postseason All-Star Teams in 2006, going 7-2 with a 2.45 ERA (25ER/91.2IP) in 17 starts with Class A Winston Salem.

★ NOTES

- Graduated from Ozark (MO) High School in 2004 and was named First-Team All-State that season after going 10-1 with a 1.09 ERA...he lead his school to the Class 3 State Championship in 2004 and was named to Street and Smith's Preseason High School All-American team...also lettered in basketball.
- Selected by Chicago (AL) in the fourth round of the June 2004 draft...signed by White Sox scouts Nathan Durst and Alex Slattery.
- Originally added to a Major League 40-man roster prior to the 2008 season while with Chicago...has used all of his option years.
- Signed to a one-year contract that runs through the 2014 season.

2014 HOUSTON ASTROS

2013: Made 14 relief appearances and 22 starts for Houston...in 11 of his 22 starts, allowed two-or-fewer runs and posted a 5.98 ERA (76ER/114.1IP) as a starter...posted a 5.49 ERA (24ER/39.1IP) as a reliever...despite spending half of the season as a reliever, tossed 153.2 innings, which tied for the club lead (also, Keuchel)...was one of eight players, and one of four pitchers (also, Cruz, Norris, Wright) to appear on both the Astros 2012 and 2013 Opening Day rosters...finished seventh in the AL with a 1.93 ground ball to fly ball ratio (min. 150IP)...allowed 11 unearned runs, which ranked tied for second in the AL and tied for fourth in the Majors...induced 23 double play balls, which ranked fifth in the AL and tied for eighth in the Majors...was one of two Astros pitchers to stay on the active roster for the entire season (also, Bedard)...had two sub-4.00 ERA months, in April (3-2, 3.60) and June while making six starts in each month...posted a career-high, three-game winning streak in three straight starts from April 19-29...had his best month of the season in June, going 1-2 with a 3.22 ERA (13ER/36.1IP) and 29 strikeouts (four quality starts)...began the year as the Astros No. 2 starter and started his first 19 games...allowed nine runs (seven earned) on July 5 at TEX before being moved to the bullpen...14 of his last 17 games all came in relief, and those three starts in that span were all spot starts...pitched 5.0 innings of relief on Sept. 16 vs. CIN...marked the second-longest relief appearance by an Astro this season (Clemens, 5.1IP) and the longest of his career.

2012: Led the Astros in wins, innings pitched and starts...was the club's most consistent starting pitcher...went 5.0-or-more innings in all but one of his 32 starts...ranked second in the Majors in IP by a rookie...ranked second among NL rookies in strikeouts and wins...was the only NL rookie to toss a CG shutout (June 27 vs. SD)...his 2.34 ERA (21ER/80.2IP) at home ranked fifth in the NL (min. 75 IP), and fourth in Astros history for a rookie (min. 10 starts)...ranked fifth in the Majors and third in the NL with a mark of 0.60 home runs allowed per 9.0 innings (13HR/193.2IP)...ranked third in the Majors with a 2.44 GB/FB ratio...posted the fifth highest GB/FB ratio all-time for a rookie in a single season since 1990...posted the third-highest innings pitched total and the fourth-highest strikeout total by an Astros rookie in franchise history for a single season...became one of just eight Astros rookies all-time to record double-digit wins...joined a select group with Robertson (2003-15W), Oswalt (2001-14W), Deshaies (1986-12W), Griffen (1969-11W), Kerfeld (1986-11W), Rodriguez (2005-10W) and Wilson (1967-10W)...tossed 7.0 shutout innings, allowing three hits without issuing a walk in his season debut on April 7, in what was the Astros' second game of the year...according to Elias, became the first Astros hurler to go at least 7.0 innings without allowing a run or walk in his season debut since LHP Bob Knepper on April 10, 1986...hurled the Astros' first complete game shutout of the season on June 27 vs. SD...allowed six hits and struck out seven in what was his first-career CG SHO...became the first rookie pitcher to throw a complete game shutout for Houston since RHP Taylor Buchholz on May 21, 2006 vs. TEX...recorded his 10th win of the year on Aug. 14...became the first MLB rookie to earn 10 wins before his team won 40 games since LHP Jeff Francis did so in 2005 (Elias)...from July 14-Aug. 14, limited his opponent to two runs or less in each of his seven outings, a streak that had not been accomplished by an Astro since Wandy Rodriguez went seven straight from July 2-Aug. 9, 2009...Harrell held his opponent to two runs or fewer in 16 of his 32 total starts...over his final 18 starts, posted a mark of 8.0 strikeouts per 9.0 innings (100SO/112IP)...improved upon his mark of 5.0 SO/9IP (49SO/88.2IP) over his first 15 starts...gave up just five homers over those final 18 starts...capped off the season with 6.0 shutout innings at CHC on Oct. 1.

2011: Made six appearances for Houston, including two starts, as a September call-up...went 0-2 with a 3.46 ERA (5ER/13IP) in those outings...was 0-2 with a 4.50 combined ERA during his time with the Astros (6g) and White Sox (3g)...began the year with Triple A Charlotte in Chicago's (AL) organization...made two appearances on the White Sox roster before being claimed off waivers by Houston on July 8; assigned to Triple A OKC...recalled by the Astros on Sept. 2...made his Astros debut in a start on Sept. 2 vs. MIL (0ER/5.1IP)...was the first starter to throw 5.1-or-more shutout innings in his Astros debut since LHP J.A. Happ threw 6.0 shutout innings in his debut on July 30, 2010 vs. MIL...made four relief appearances as an Astro, going 0-1 with a 3.86 ERA (2ER/4.2IP)...made his second start of the season on Sept. 25 vs. COL (3ER/3IP)...combined to go 12-5 with a 2.63 ERA (37ER/126.2IP) in 22 games (21 starts) at the Triple A level...at OKC, went 5-2 with a 1.72 ERA (10ER/52.1IP) in 9 starts.

2010: Spent the majority of the season with Triple A Charlotte, but made eight appearances (three starts) with the White Sox, going 1-0 with a 4.88 ERA (13ER/24IP)...went 1-0 with a 6.28 ERA (10ER/14.1IP) as a starter and posted a 2.79 ERA (3ER/9.2IP) as a reliever with the Sox...was recalled from Charlotte on July 30 and made his Major League debut the same night in a start vs. OAK, earning his first win (1ER/6IP)...became the first Sox starter to be victorious in his debut since Kip Wells on Aug. 2, 1999 at DET...was optioned back to the Knights following the start and was recalled on Aug. 25 for the remainder of the season...was 10-10 with a 4.58 ERA (70ER/137.2IP) over 26 starts with Charlotte...compiled a five-game winning streak from June 4-24, going 5-0 with a 2.03 ERA (7ER/31IP)...was 4-2 with a 4.37 ERA (23ER/47.1IP) over his final eight starts with the Knights before his final promotion.

MINOR LEAGUES:

2009: Went 12-4 with a 3.27 ERA (53 ER/146.0 IP) in 25 starts between Double A Birmingham and Triple A Charlotte...began the season with the Barons and was 8-3 with a 3.25 ERA (29ER/80.1IP) in 14 starts...was tied for the Southern League lead in wins at the time of his promotion to Charlotte on June 25...

2014 HOUSTON ASTROS

went 4-1 with a 3.29 ERA (24ER/65.2IP) with the Knights...was on the disabled list from Aug. 7-14 with a strained right calf...was a member of the gold-medal winning Team USA at the IBAF Baseball World Cup in Italy...went 3-0 with a 0.00 ERA (10IP) and two hits allowed in three relief appearances in the international tournament...**2008:** Combined to go 4-4 with a 3.82 ERA (29ER/68.1IP) in 15 games (14 starts) between Birmingham, Class A Short Season Bristol and Class A Kannapolis...was out from April 19-June 23 with a strained right shoulder...made three starts with the Barons before suffering the injury...went 3-1 with a 6.86 ERA (15ER/19.2IP) in eight games (seven starts) with Peoria of the Arizona Fall League...added to the White Sox 40-man roster following the season...**2007:** Was ranked by *Baseball America* as the No. 8 prospect in the White Sox organization prior to the season...missed the entire year after undergoing surgery on his right shoulder (debridement and posterior capsule release in Jan....the procedure was performed by Dr. Charles Bush-Joseph and Dr. Nik Verma...participated in the White Sox Instructional League following the season...**2006:** Was 7-4 with a 3.20 ERA (36ER/101.1IP) in 20 combined starts between Class A Winston-Salem and Birmingham...was named to the Carolina League Midseason and Postseason All-Star Teams, going 7-2 with a 2.45 ERA (25ER/91.2IP) in 17 starts with the Warthogs...was 0-2 with a 10.24 ERA (11ER/9.2IP) in three starts with the Barons...was placed on the disabled list on Aug. 15 with a strained right shoulder and missed the remainder of the season...**2005:** Led Kannapolis in starts (26) in his first season with the Intimidators...also ranked second in IP (133.1) and ERA (3.65) and third in strikeouts (85)...ranked seventh among Sox farmhands in ERA and IP...**2004:** Made his pro debut at Rookie Level Bristol, going 3-5 with a 5.59 ERA (30ER/48.1IP) in 13 games (nine starts).

HARRELL

LUCAS WILLIAM BRADLEY HARRELL

Year	Team	W	L	ERA	G	GS	CG	SHO	SV	IP	H	R	ER	HR	HB	BB	SO	WP	BK	AVG
2004	Bristol (R)	3	5	5.59	13	9	0	0	0	48.1	53	39	30	5	4	32	33	2	0	.282
2005	Kannapolis (A)	7	11	3.65	26	26	0	0	0	133.1	128	86	54	8	11	71	85	13	4	.248
2006	Winston-Salem (A)	7	2	2.45	17	17	0	0	0	91.2	58	29	25	3	7	44	70	3	0	.182
	Birmingham (AA)	0	2	10.24	3	3	0	0	0	9.2	12	12	11	1	0	14	4	2	1	.316
2007										--Injured; Did not play--										
2008	Birmingham (AA)	3	3	3.46	11	10	0	0	0	54.2	56	30	21	3	2	19	34	3	0	.272
	Bristol (R)	0	0	3.00	1	1	0	0	0	3.0	3	1	1	0	0	1	5	0	0	.273
	Kannapolis (A)	1	1	5.91	3	3	0	0	0	10.2	13	7	7	0	1	4	7	0	0	.302
2009	Birmingham (AA)	8	3	3.25	14	14	0	0	0	80.1	78	38	29	4	2	32	51	5	0	.264
	Charlotte (AAA)	4	1	3.29	11	11	0	0	0	65.2	58	26	24	3	3	37	42	3	1	.246
2010	Charlotte (AAA)	10	10	4.58	26	26	0	0	0	137.2	141	79	70	11	5	61	84	4	1	.268
	CHICAGO (AL)	1	0	4.88	8	3	0	0	0	24.0	34	18	13	2	0	17	15	1	0	.337
2011	Charlotte (AAA)	7	3	3.27	13	12	0	0	0	74.1	67	28	27	6	1	26	56	5	0	.244
	CHICAGO (AL)	0	0	7.20	3	0	0	0	0	5.0	11	4	4	0	0	1	5	0	0	.440
	Oklahoma City (AAA)	5	2	1.72	9	9	0	0	0	52.1	42	12	10	0	2	24	38	1	0	.220
	HOUSTON	0	2	3.46	6	2	0	0	0	13.0	12	8	5	0	1	7	10	1	1	.240
2012	HOUSTON	11	11	3.76	32	32	1	1	0	193.2	185	90	81	13	1	78	140	10	3	.253
2013	HOUSTON	6	17	5.86	36	22	0	0	0	153.2	174	111	100	20	6	88	89	0	0	.289
MINOR LEAGUE TOTALS		55	43	3.65	147	141	0	0	0	761.2	709	387	309	44	38	365	509	41	7	.249
MAJOR LEAGUE TOTALS		18	30	4.69	85	59	1	1	0	389.1	416	231	203	35	8	191	259	20	4	.276

HARRELL CAREER TRANSACTIONS

- Selected by Chicago (AL) in the fourth round of June 2004 draft.
- Claimed off waivers by Houston from Chicago (AL) on July 8, 2011.

HARRELL CAREER HIGHS

Longest Winning Streak: 3 -- April 19-29, 2013
Longest Losing Streak: 6 -- June 25-Aug. 10, 2013
Strikeouts: 9 (2x) -- last, July 3, 2012 at Pittsburgh
Walks: 6 (3x) -- last, July 5, 2013 at Texas
Innings (starter): 9.0 -- June 27, 2012 vs. San Diego
Innings (relief): 5.0 -- Sept. 16, 2013 vs. Cincinnati
Low-Hit Game (CG): 6 -- June 27, 2012 vs. San Diego

2014 HOUSTON ASTROS



TYLER HEINEMAN

78

Bats/Throws: Switch/Right

Height/Weight: 5-11/194

Born: 6/19/91 in Pacific Palisades, CA

Resides: Pacific Palisades, CA

Opening Day Age: 22

ML Service: 0.000

Contract Status: Signed through 2014

Acquired: Selected in the eighth round of the June 2012 draft.

NON-ROSTER INVITEE

C

CAREER HIGHLIGHTS

- In 159 career minor league games within the Astros organization since 2012, has hit .311 (175x563) with 37 doubles, 13 homers, 97 RBI and a .393 on-base percentage.
- A strong defensive catcher, Heineman has played in 137 games behind the plate in his two seasons in the Astros system, posting a .992 fielding percentage (9E/1175TC), while throwing out 42% of attempting basestealers (93SB/66CS).
- Led all California League catchers in fielding percentage (.991), assists (90) and caught stealing percentage (41.7%) in his 100 games behind the dish in 2013.
- Played his first professional campaign at Class A Tri-City, where he led the New York-Penn League with a .358 (69x193) batting average...also ranked second in the NYPL in OBP (.452) and OPS (.882)...posted a .997 fielding percentage (1E/311TC) in his 37 games behind the plate.

MINOR LEAGUES:

2013: Skipped low A ball and played his entire second professional season with Advanced Class A Lancaster...hit .286 (106x370) with 23 doubles, four triples, 13 home runs, 71 RBI and a .361 on-base percentage in 104 games...led all California League catchers in fielding percentage (.991), assists (90) and caught stealing percentage (41.7%) in his 100 games behind the dish...hit .297 (93x313) against right-handed pitchers...hit his first professional home run on May 19 vs. Rancho Cucamonga, which marked his 90th game as a professional...

2012: Selected by the Astros in the eighth round of the June draft out of UCLA on June 5...was the first catcher taken by Houston in the 2012 draft...signed his professional contract on June 22...reported to Class A Tri-City, where he led the New York-Penn League with a .358 (69x193) batting average...also ranked second in the NYPL in OBP (.452) and OPS (.882)...hit 14 doubles, drove in 26, walked 26 times and struck out only 12 times in his 55 games on the season...posted a .997 fielding percentage (1E/311TC) in his 37 games behind the plate...played his other 18 games on the season as a designated hitter...named the Tri-City Defensive Player of the Month in August.



NOTES

- Earned first-team All-CIF Division IV honors in addition to earning Delphic League MVP honors as a senior at the Windward School in 2009...also earned All-Region honorable mention accolades as a senior...established his high school's single-season batting average record with a .619 mark as a junior.
- Was not drafted out of high school and attended UCLA for three seasons (2010-12)...joined the team as a preferred walk-on...selected as a Johnny Bench Award Semifinalist after hitting at a .351 (68x194) clip with seven doubles, 26 RBI and a .451 OBP for the Bruins as a junior...threw out 20 base stealers in 44 attempts (.545%) in his final season at UCLA...was the only catcher selected to the Pac-12 All-Conference Team and was an honorable mention for the Pac-12 All-Academic Team in 2012...made just two errors in 521 total chances during his college career behind the plate...selected by Houston in the eighth round of the 2012 draft...signed by Astros scout Tim Costic.
- Is currently signed to a minor league contract for the 2014 season...invited to Major League Spring Training on Jan. 14, 2014.


TYLER ANDREW HEINEMAN

Year	Team	AVG	G	AB	R	H	2B	3B	HR	RBI	BB	SO	SB	CS	OBP	SLG	SF	SH	HB	E
2012	Tri-City (A)	.358	55	193	33	69	14	0	0	26	26	12	6	2	.452	.430	2	3	9	1
2013	Lancaster (A)	.286	104	370	67	106	23	4	13	71	32	47	2	3	.361	.476	7	4	15	8
MINOR LEAGUE TOTALS		.311	159	563	100	175	37	4	13	97	58	59	8	5	.393	.460	9	7	24	9

HEINEMAN CAREER TRANSACTIONS

- Selected by Houston in the eighth round of the June 2012 draft.

2014 HOUSTON ASTROS



LEO HERAS

82

Bats/Throws: Left/Right

Born: 5/29/90 in Tijuana, MX

Opening Day Age: 23

Contract Status: Signed through 2014

Acquired: From Los Diablos Rojos de Mexico along with IF Japhet Amador on Aug. 18, 2013.

Height/Weight: 5-9/190

Resides: Tecate, MX

ML Service: 0.000

NON-ROSTER INVITEE

OF

HERAS

CAREER HIGHLIGHTS

- The three-time Mexican League All-Star (2010-11, 2013) has played in the Mexican League for seven seasons (2007-13) and has compiled a .318 (755x2376) career average with 109 doubles and 89 stolen bases.
- Debuted for Double A Corpus Christi after his acquisition in 2013 and played in 10 games for the Hooks, posting two doubles, one triple, one home run and five RBI.
- Earned his third Mexican League All-Star appearance while playing for the Red Devils in 2013...hit .310 (104x335) with 81 runs scored, 19 doubles, nine triples, 11 homers, 42 RBI and a .398 OBP...batted primarily leadoff and ranked tied for second in the Mexican League in triples.
- Set career highs with 111 runs scored and 24 home runs, while hitting .323 (147x455) for Los Diablos Rojos de Mexico in 2012...led the league in runs scored and ranked tied for ninth in the league in homers.
- Earned his second consecutive All-Star appearance in 2011 while playing for Los Diablos Rojos de Mexico...hit .342 (152x444) with 100 runs scored that season and led the league in hits.
- Made his first All-Star appearance while playing for Reynosa in 2010...on the year, hit .316 (126x399) with 15 doubles, eight triples, four home runs, 55 RBI and a .379 OBP...finished fourth in the league with eight triples.
- Hit .330 (146x442) with 89 runs scored, 21 doubles, 10 triples, 46 RBI and a .376 OBP in 105 games for Reynosa in 2009...ranked second in the league in triples, tied for fifth in hits.
- Established himself as an everyday player in 2008 for Tijuana while playing the majority of the season at the age of 17...played the majority of that season as the club's second baseman, seeing 63 games at the position...hit .271 (76x280) with 20 doubles, seven triples, two homers, 27 RBI and a .322 on-base percentage in 78 games in 2008.



NOTES

- Last name is pronounced as: air-us.
- Made his professional debut at the age of 16 with Los Potros de Tijuana, which translates to English as the Tijuana Colts.
- The Astros have only had seven Mexican-born players to appear in a regular season Major League game in franchise history, including just four position players: 3B Vinny Castilla (2001), 1B Jose Tolentino (1991), C Alex Trevino (1988-90) and SS Hector Torres (1968-70, 1973).
- On Aug. 18, 2013, the Astros agreed to terms with the Diablos Rojos de Mexico (Mexico City Red Devils) of the Mexican League to acquire Heras and IF Japhet Amador...the terms of the deal were not disclosed...Heras is currently signed to a minor league contract with an invitation to Major League Spring Training, which he received on Jan. 14, 2014.

MINOR LEAGUES:

2013: Earned his third Mexican League All-Star appearance while playing for the Red Devils...hit .310 (104x335) with 81 runs scored, 19 doubles, nine triples, 11 homers, 42 RBI and a .398 OBP...batted primarily leadoff and ranked tied for second in the Mexican League in triples...acquired by Houston on Aug. 18 and assigned to Double A Corpus Christi...went 1x4 with a double in his stateside debut on Aug. 23 vs. Midland...played in 10 games for the Hooks posting two doubles, one triple, one home run and five RBI...played for Guasave in the Mexican Winter League and hit .266 (50x188) with 22 runs scored, seven doubles, 18 RBI and nine steals in 52 games...**2012:** Hit .323 (147x455) in his second season with Mexico City, posting 111 runs scored, 18 doubles, eight triples, a career-high 24 home runs, 64 RBI, 17 steals and a .398 OBP...slugged .556 for a .954 OPS...played in 112 of the club's 113 games...led the league in runs scored by a margin of 17, while ranking ninth in the league in home runs...**2011:** Moved over to play for Mexico City and earned his second consecutive All-Star appearance after hitting .342 (152x444) with 100 runs scored, 16 doubles, eight triples, 18 home runs, 60 RBI, 25 steals and a .399 OBP...led the league in hits,

2014 HOUSTON ASTROS

while ranking second in runs scored, tied for second in triples and fifth in stolen bases...played for Guasave in the Mexican Winter League, hitting .264 (57x216) in 61 games...**2010:** Made his first All-Star appearance while playing for Reynosa in 2010...on the year, hit .316 (126x399) with 15 doubles, eight triples, four home runs, 55 RBI and a .379 OBP...finished fourth in the league with eight triples...for the second consecutive offseason, played for Guasave in the Mexican Winter League and hit .306 with 44 runs scored, 11 doubles, five triples, 10 homers and 35 RBI in 63 games...**2009:** The Tijuana franchise moved to Reynosa, as did Heras, where he hit .330 (146x442) with 89 runs scored, 21 doubles, 10 triples, 46 RBI and a .376 OBP...played in 105 of the club's 107 games...ranked second in the league in triples, tied for fifth in hits and sixth in runs scored...played for Guasave in the Mexican Winter League for the first time in his career, where he hit .298 (37x124) with three doubles, two homers and 10 RBI in 50 games...**2008:** Established himself as an everyday player for Tijuana while playing the majority of the season at the age of 17...hit .271 (76x280) with 20 doubles, seven triples, two homers, 27 RBI and a .322 on-base percentage in 78 games...finished fifth in the league in triples...played all over the field that season, seeing 63 games at second base, 10 in left field, eight in center field, two in right field and one at shortstop...**2007:** Made his professional debut at the age of 16 with Los Potros de Tijuana in the Mexican League...played in only 11 games, all coming in April, appearing mostly as a pinch-runner...hit .190 (4x21) in limited action...made six starts, three in center field and three in right field.

LEONARDO HERAS ARIPEZ

Year	Team	AVG	G	AB	R	H	2B	3B	HR	RBI	BB	SO	SB	CS	OBP	SLG	SF	SH	HB	E
2007	Tijuana (MEX)	.190	11	21	7	4	0	0	0	0	1	6	0	0	.227	.190	0	0	0	1
2008	Tijuana (MEX)	.271	78	280	50	76	20	7	2	27	21	51	9	5	.322	.414	2	13	1	9
2009	Reynosa (MEX)	.330	105	442	89	146	21	10	1	46	30	57	13	10	.376	.430	1	10	3	6
2010	Reynosa (MEX)	.316	96	399	58	126	15	8	4	55	42	45	11	5	.379	.424	7	11	3	1
2011	Mexico City (MEX)	.342	102	444	100	152	16	8	18	60	38	48	25	9	.399	.536	2	8	5	6
2012	Mexico City (MEX)	.323	112	455	111	147	18	8	24	64	53	83	17	7	.398	.556	3	4	6	2
2013	Mexico City (MEX)	.310	91	335	81	104	19	9	11	42	48	73	14	6	.398	.519	2	5	2	5
	Corpus Christi (AA)	.205	10	39	7	8	2	1	1	5	8	11	1	0	.354	.385	0	0	1	0
MEX. LEAGUE TOTALS		.318	595	2376	496	755	109	50	60	294	233	363	89	42	.381	.481	17	51	20	30
MINOR LEAGUE TOTALS		.205	10	39	7	8	2	1	1	5	8	11	1	0	.354	.385	0	0	1	0

HERAS CAREER TRANSACTIONS

- Acquired by Houston from Los Diablos Rojos de Mexico along with IF Japhet Amador on Aug. 18, 2013.

2014 HOUSTON ASTROS



L.J. HOES

28

Bats/Throws: Right/Right
Born: 3/5/90 in Washington, D.C.
Opening Day Age: 24
Contract Status: Signed through 2014

Height/Weight: 6-0/198
Resides: Mitchellville, MD
ML Service: 0.087

Acquired: From Baltimore along with LHP Josh Hader and a 2014 competitive balance pick (A) in exchange for RHP Bud Norris and international pool space on July 31, 2013.

OF

HOES

CAREER HIGHLIGHTS

- Began his career as a second baseman and played three full seasons at the position (2008-10) before transitioning to the outfield in 2011...has played primarily the corner outfield positions in the minors, but does have 60 games in center field.
- Got his first extended Major League action in 2013 after coming to the Astros organization via trade...made 41 starts overall for Houston: 40 in RF, 1 in CF, 1 at DH...recorded his first Major League hit on Aug. 1 at BAL against the player he was traded for: RHP Bud Norris...hit his first big league homer on Aug. 18 at LAA (LHP Jason Vargas).
- Made his MLB debut on Sept. 25, 2012 vs. TOR, after getting selected from Triple A on Sept. 11...only had one Major League at-bat in 2012, but did not record a hit.
- Named the Brooks Robinson Minor League Player of the Year in the Orioles organization in 2012...hit .287 (147x513) with 23 doubles, seven triples, five home runs, 54 RBI and 20 stolen bases while splitting time between Double A Bowie and Triple A Norfolk that season.
- Was named a MiLB.com Organizational All-Star after his 2011 season that he split between Class A Frederick (41g) and Double A Bowie (95g)...combined to hit .285 (143x502) with 24 doubles, nine homers, 71 RBI and 20 steals in the 2011 season.
- Made the Orioles top prospect list by *Baseball America* entering the 2011 (No. 4), 2012 (No. 5) and 2013 (No. 6) seasons.

★ NOTES

- Graduated from St. John's High School in D.C. and selected by Baltimore in the third round of the June 2008 draft...signed by Orioles scout Dean Albany.
- L.J. was named after his father Jerome Hoes...to avoid confusion, he took up the nickname L.J., which stands for Little Jerome.
- Was one of two players the Astros received from Baltimore in exchange for RHP Bud Norris on July 31, 2013...was originally added to a Major League 40-man roster by Baltimore in September of 2012...is currently signed to a one year contract that runs through 2014.

2013: 23-year-old prospect played in 47 games with the Astros after coming to the organization from the Orioles as part of the Bud Norris trade...the outfielder was regarded as one of Baltimore's top prospects prior to the trade as he was ranked by MLB.com as Baltimore's No. 7 prospect...*Baseball America* had him as the O's #6 prospect prior to the season...played in one game with Baltimore before getting traded to Houston...hit .287 (48x167) with seven doubles, two triples and a HR in his 46 games as an Astro...had 14 multi-hit games...made 41 starts for HOU: 40 in RF, 1 in CF, 1 at DH...made two apps. in LF...started the season with Triple A Norfolk in the Orioles organization...was recalled from Triple A on July 28 and was traded to the Astros on July 31...hit .304 (111x365) with 25 doubles, 40 RBI and a .406 on-base percentage in 99 games at Triple A Norfolk...drew 58 walks as opposed to 56 strikeouts...at the time of his recall, ranked third in the International League in OBP and sixth in walks...recorded his first Major League hit on Aug. 1 at BAL against the player he was traded for: RHP Bud Norris...hit his first big league homer on Aug. 18 at LAA.

2012: Entered the season as the Orioles No. 5 prospect per *Baseball America*...earned the Brooks Robinson Minor League Player of the Year in the Orioles organization...began the season with Double A Bowie, where he batted .265 with a .368 OBP in 51 games...had a 10-game hit streak from April 24-May 4...batted .300 with a .375 OBP with three HR, 38 RBI and 54 runs scored in 82 games with Triple A Norfolk...spent the majority of the year as the youngest player in the International League...finished 32 plate appearances shy of qualifying among the International League leaders, where his .300 average would have ranked seventh...his .287 average between Double A and Triple A ranked fourth among O's minor leaguers...ranked fifth among O's farmhands with 20 steals...had a 20-game hitting streak from June 18-July 12, during which he batted .447 (34x77) with a HR, 12 RBI and 18 runs scored...the streak was tied for the second-longest in the IL in 2012 and was the fourth-longest in Tides franchise history...despite playing in 82 games for the Tides, ranked among

2014 HOUSTON ASTROS

team leaders in hits (2nd, 95), runs (T-2nd, 54), steals (3rd, 8) and walks (4th, 34)...had his contract selected from Triple A on Sept. 11...made his MLB debut as a pinch runner on Sept. 25 vs. TOR...grounded out in his first career MLB AB on Sept. 26 vs. TOR...played for the Mesa Solar Sox in the Arizona Fall League in the off-season...ranked as the Orioles No. 6 prospect by *Baseball America* following the season.

MINOR LEAGUES:

2011: Was promoted to Double A Bowie from Class A Frederick on May 23...named the Eastern League Player of the Week from July 25-Aug. 1, when he went 12x26 (.462) with one double, four home runs, seven RBI, six walks, two stolen bases, seven runs scored, a .962 slugging percentage and reached base safely in all eight games, with five multi-hit efforts...was the Orioles Player of the Month for July when he went 37x106 (.349) with six doubles, four home runs, 21 RBI, 12 walks, seven stolen bases and 18 runs scored with a .519 slugging percentage in 29 games...was seventh in the Eastern League in batting average (.305)...finished third on the club in stolen bases (16), fourth in hits (105) and RBI (54) and fifth in walks (43)...**2010:** Finished fifth in the Carolina League with a .375 OBP...was named the No. 4 prospect in the Orioles organization by *Baseball America* following the 2010 season...hit .327 (16x49) with six doubles, eight walks and 10 runs scored in 14 games in May...matched his career-high of four hits on July 24 against Myrtle Beach...**2009:** Set a career-high with four hits twice (June 28 at Lakewood and Aug. 30 at Hagerstown)...doubled three times on Aug. 25 at Lake County...hit safely in 12 of his last 14 games, batting .377 (20x53) with six doubles, six RBI and 12 runs scored...**2008:** Finished third in the league in runs scored (36) and tied for the team lead in triples (3), while ranking second on the club in RBI (18) and stolen bases (10)...his .308 batting average was fourth on the club and he ended the season on a seven-game hitting streak from Aug. 18-27, during which he hit .360 (9x25) with a double, six runs and three RBI.

JEROME O'BRYAN HOES

Year	Team	AVG	G	AB	R	H	2B	3B	HR	RBI	BB	SO	SB	CS	OBP	SLG	SF	SH	HB	E
2008	GCL Orioles (R)	.308	48	159	36	49	4	3	1	18	30	22	10	0	.416	.390	1	1	0	15
2009	Delmarva (A)	.260	119	431	42	112	19	0	2	47	23	80	20	5	.299	.318	4	4	3	28
2010	Frederick (A)	.278	97	353	52	98	19	2	3	44	53	70	10	8	.375	.368	2	2	3	12
	Aberdeen (A)	.464	8	28	8	13	5	1	1	5	2	1	1	1	.531	.821	0	0	2	2
	Bowie (AA)	.222	3	9	1	2	0	0	0	1	0	1	0	0	.222	.222	0	0	0	0
2011	Frederick (A)	.241	41	158	23	38	7	0	3	17	10	25	4	2	.297	.342	1	1	3	4
	Bowie (AA)	.305	95	344	47	105	17	1	6	54	43	56	16	7	.379	.413	3	3	0	8
2012	Bowie (AA)	.265	51	196	25	52	9	3	2	16	31	33	12	5	.368	.372	0	1	1	1
	Norfolk (AAA)	.300	82	317	54	95	14	4	3	38	34	43	8	7	.374	.397	1	1	4	3
	BALTIMORE	.000	2	1	0	0	0	0	0	0	0	0	0	0	.000	.000	0	0	0	0
2013	Norfolk (AAA)	.304	99	365	62	111	25	1	3	40	58	56	7	7	.406	.403	1	1	5	5
	BALTIMORE	.000	1	3	0	0	0	0	0	0	1	0	0	0	.000	.000	0	0	0	0
	HOUSTON	.287	46	167	24	48	7	2	1	10	12	34	7	1	.337	.371	1	0	1	4
MINOR LEAGUE TOTALS		.286	643	2360	350	675	119	15	24	280	284	387	88	42	.366	.380	13	14	21	78
MAJOR LEAGUE TOTALS		.281	49	171	24	48	7	2	1	10	12	35	7	1	.330	.363	1	0	1	4

HOES CAREER TRANSACTIONS

- Selected by Baltimore in the third round of the June 2008 draft.
- Acquired by Houston from Baltimore along with LHP Josh Hader and a 2014 competitive balance pick (A) in exchange for RHP Bud Norris and international pool space on July 31, 2013.

HOES GAME HIGHS

Hits: 3 (2x) -- last, Aug. 18, 2013 at Los Angeles (AL)
Home Runs: 1 -- Aug. 18, 2013 at Los Angeles (AL)
RBI: 3 -- Sept. 10, 2013 at Seattle
Stolen Bases: 1 (7x) -- last, Aug. 25, 2013 vs. Toronto
Longest Hitting Streak: 9 -- Sept. 8-22, 2013
Career Grand Slams: none

LEADOFF HR

PINCH-HIT HR

WALK-OFF HR

No. Date Opp. Pitcher
 none

No. Date Opp. Pitcher
 none

No. Date Opp. Pitcher
 none

HOES CAREER FIELDING

YEAR	POSITION	PCT.	G	PO	A	E	TC	DP
2013	Outfield	.957	46	89	0	4	93	0
TOTALS	Outfield	.957	47	89	0	4	93	0

2014 HOUSTON ASTROS



CESAR IZTURIS

3

Bats/Throws: Switch/Right

Born: 2/10/80 in Barquisimeto, VZ

Opening Day Age: 34

Contract Status: Signed through 2014

Acquired: Signed to a minor league contract on Jan. 14, 2014.

Height/Weight: 5-9/180

Resides: Barquisimeto, VZ

ML Service: 12.042

NON-ROSTER INVITEE

IF

IZTURIS

CAREER HIGHLIGHTS

- In his 13-year Major League career, has made 1,310 appearances for nine teams (Toronto, Los Angeles Dodgers, Chicago Cubs, Pittsburgh, St. Louis, Baltimore, Milwaukee, Washington, Cincinnati)...has spent most of his career playing shortstop (1,149g) but also has played second base (69g), third base (53g) and first base (1g, on April 25, 2012 for MIL vs. HOU).
- Was a National League All-Star in 2005, and in 2004 won the National League's Rawlings Gold Glove Award for shortstops.
- Owns a .981 career fielding percentage (90E/4681TC) at the shortstop position, which ranks seventh all-time in Major League history... among active shortstops since 2001, the year of his MLB debut, ranks fourth in fielding percentage behind Troy Tulowitzki (.985), Jimmy Rollins (.983) and J.J. Hardy (.982)...ranks ninth among all active shortstops in games played at the position (1,149).
- Has struck out just 431 times in 4679 plate appearances (4350 at-bats) during his career...among active Major Leaguers, ranks sixth in career at-bats per strikeout ratio (10.1 AB/SO).
- Marks his third straight season as a non-roster invitee in Major League camp...was an NRI at Cincinnati's camp during 2013 Spring Training and was the club's only NRI to make the Opening Day roster...was an NRI at Milwaukee's camp during 2012 Spring Training and made the Opening Day roster.



NOTES

- Signed by the Blue Jays as a 16-year-old non-drafted free agent on July 3, 1996...signed by Blue Jays scouts Emilio Carrasquel and Mike Russell.
- Is the older half-brother of Blue Jays IF Maicer Izturis.
- Was the starting shortstop for Venezuela in the 2009 World Baseball Classic...hit .267 (4x15) with one RBI in six games.
- Signed a minor league contract with an invite to Astros Spring Training on Jan. 14, 2014.

2013: Was the only Reds Spring Training non-roster invitee to earn a spot on the Opening Day roster...made 25 starts, including 10 games at second base and 15 games at shortstop...played in 63 total games with the Reds...hit .273 (6x22) with two doubles and two RBI as a pinch hitter...in the 5-4 win on April 22 vs. CHC, capped a three-run 13th inning with a game-ending RBI-single off RHP Michael Bowden...in a 10-inning, 4-3 win on Sept. 7 vs LAD, his RBI-double in the seventh tied the game at 3-3...on Aug. 28 at STL made the 1,300th appearance of his Major League career...was on the Wild Card playoff roster for the Reds but did not appear in the 6-2 loss at PIT...following the season elected free agency and was not extended a qualifying offer.

2012: Combined to play in 62 games in the Majors with Milwaukee and Washington and hit .241 (40x166) with seven doubles, two homers and 11 RBI between the clubs...entered Spring Training as a non-roster invitee with the Brewers and made the Opening Day roster...played in 31 games in the Majors before going on the Disabled List with a strained left hamstring on May 26...was reinstated on June 22 and appeared in 26 more games with Milwaukee before he was claimed off waivers by the Nationals on Aug. 6...appeared in five games for the Nats and on Aug. 17 was designated for assignment...released on Aug. 23...played in four games with Triple A Nashville on a rehab assignment.

2011: Appeared in just 18 games with the Orioles because of injuries to his right elbow and left groin...played in eight rehab games with the Rookie Gulf Coast League Orioles (1g) and Double A Bowie (7g).

2010: Played in 150 games with Baltimore as the club's everyday shortstop...ranked second among Major League shortstops in fielding percentage (.985), fifth in assists (382) and sixth in putouts (212)...hit .355 (27x76) over a 23-game stretch from June 23-July 20...on Aug. 8 vs CWS, singled off LHP Mark Buehrle in the 2nd inning for his 1,000th career hit.

2009: Started 107 games at shortstop for the Orioles, his seventh straight season playing 100 games or more...ranked second among American League shortstops in fielding percentage (.984)...according to

2014 HOUSTON ASTROS

Baseball Reference, finished ninth in the American League in defensive wins above replacement (2.0)...batted .290 (38-131) vs. LHP and .238 (61-256) vs. RHP...hit a team-leading four triples...was on the Disabled List from June 4-July 10 with appendicitis...went 2x4 with a home run and two RBI on Opening Day...hit safely in a season-high nine straight games, April 18-28, batting .355 (11x31)...tied a career-high with three runs scored on Oct.2 vs. TOR...played in two games with Double A Bowie on a rehab assignment.

2008: Played in 135 games as the Cardinals everyday shortstop...made 110 starts at the position (130 games played) and appeared at third base eight times...ranked third among National League shortstops in fielding percentage (.980)...led the club with 24 stolen bases, which included his steal of home on June 3 at WSH...missed five games from April 23-27 with a right forearm contusion after a HBP on April 22 at MIL...went on the Disabled List from June 22-July 6 (retroactive to June 21) with a strained right hamstring.

2007: Began the season with the Chicago Cubs before getting traded to the Pirates on July 19 for cash considerations...hit a combined .258 (81x314) with 31 runs, 14 doubles, two triples, 16 homers and a .302 on-base percentage in 110 games with Chicago (65g) and Pittsburgh (45g)...played 90 total games at shortstop with the two clubs, posting a .973 fielding percentage (8E/300TC)...was Chicago's Opening Day shortstop...struck out just three times in 130 plate appearances with the Pirates and hit safely in 22 of his 26 starts (.297, 30x101)...played 60 games at shortstop with the Cubs, and 30 games at shortstop and 11 games at third base with Pittsburgh.

2006: Hit a combined .245 (47x192) between 54 games with the Dodgers (32g) and Cubs (22g)...played in 28 games at third base, 23 at shortstop and one at second base between the two clubs...started the season on the 60-day Disabled List as he was recovering from right elbow surgery (Tommy John surgery) that was performed on Sept. 16, 2005...played in 15 games on a rehab assignment with Triple A Las Vegas before being activated on June 20...traded to the Cubs on July 31 in exchange for RHP Greg Maddux...strained his right hamstring on Aug. 21 vs. PHI and was placed on the 15-day DL the following day...reinstated on Sept. 11 and delivered the game-winning RBI on Sept. 12 vs. LAD with a walk-off single in the 11th inning of a 9-8 win...made his final appearance of the season on Sept. 15 vs. CIN before being shut down for the remainder of the season for treatment on his right hamstring.

2005: Was a National League All-Star, but did not play in the All-Star Game due to a strained right hamstring...finished second on the Dodgers with 35 multi-hit games...played in 106 games, all at shortstop, posting a .977 fielding percentage (11E/483TC)...had a DL stint from June 30-July 15 after suffering a strained right hamstring...placed on the DL from Aug. 23 thru the remainder of the season after getting diagnosed with degenerative arthritis in his right elbow...underwent Tommy John surgery on his right elbow on Sept. 16...surgery was performed by Dr. Ralph Gambardella...hit his first career leadoff home run on April 5 at SF, becoming the first Dodger to hit a leadoff homer on Opening Day since Steve Sax on April 4, 1988 vs. SF...registered his 500th career hit on April 26 vs. ARI off RHP Javier Vazquez...tied a career high with five hits on May 17 vs. FLA...had the highest hit total (75) of any Dodger thru the month of May since 1969.

2004: Earned a Rawlings Gold Glove Award after leading National League shortstops in games played (159) and putouts (234), and finishing second in assists (430), third in fielding percentage (.985), and fourth in double plays turned (96)...ranked second in the NL in at-bats (670), plate appearances (728) and assists (430), fourth in multi-hit games (58) and triples (9), and sixth in hits (193)...posted the second highest at-bat total in Dodgers franchise history...joined Ichiro Suzuki as the only two players in the Majors with five different hitting streaks of 10 games or more during the season...played in the National League Division Series against St. Louis and went 3x17 with a double.

2003: Played in a career-high 158 games with the Dodgers, tying for the NL lead among shortstops with 481 assists...played all 158 games at shortstop, posting a .977 fielding percentage (16E/695TC) which ranked third among NL players at the position...ranked ninth in the NL in both games played and triples (6)...turned 94 double plays...had a career-high five hits on Sept. 8 at ARI, including his first home run since July 2, 2002, a span of 194 games.

2002: Spent his first full season in the big leagues after being acquired in a trade by the Dodgers...hit .306 (45x147) vs. left-handers...ranked fourth among NL shortstops in fielding percentage (.979)...played 128 games at shortstop, one game at second base and one game at designated hitter.

2001: Split the season between Triple A Syracuse and Toronto...was named to the Triple A International League Postseason All-Star Team and was named the best second baseman in the league by *Baseball America*...started the season with Syracuse, but was recalled on April 5...did not make an appearance before being optioned back to Triple A on April 9...made his MLB debut on June 23 at BOS at shortstop, collecting his first Major League hit in his first at-bat off Frank Castillo...hit a two-run, inside-the-park home run for his first career homer on June 7 vs. MTL...played 41 games at second base and six games at shortstop in the Majors.

MINOR LEAGUES:

2000: Spent the entire season at Triple A Syracuse...was rated as having the best infield arm in the International League and the third best prospect in the Blue Jays organization by *Baseball America*...**1999:**

2014 HOUSTON ASTROS

Played at Class A Advanced Dunedin for the entire season...was selected as the R. Howard Webster Award winner as the club's MVP...ranked second in the Florida State League with a club-record 165 hits...ranked third in triples and sixth in batting average...hit safely in 21 straight games from April 17-May 7...rated by *Baseball America* as the No. 3 prospect in the Jays system and the No. 5 prospect in the Florida State League...**1998:** Played in 130 games with Class A Hagerstown, leading the club in stolen bases...hit .319 (6x19) in the South Atlantic League playoffs...**1997:** Started his professional career with Class A Short Season St. Catharines.

PERSONAL:

Cesar and his wife Liliana reside in Barquisimeto, VZ...they have a son named Daniel and a daughter named Daniella.

CESAR IZTURIS

Year	Team	AVG	G	AB	R	H	2B	3B	HR	RBI	BB	SO	SB	CS	OBP	SLG	SF	SH	HB	E
1997	St. Catharines (A)	.190	70	231	32	44	3	0	1	11	15	27	6	3	.241	.216	2	8	1	16
1998	Hagerstown (A)	.262	130	413	56	108	13	1	1	38	20	43	20	9	.297	.305	2	9	2	29
1999	Dunedin (A)	.308	131	536	77	165	28	12	3	77	22	58	32	16	.337	.422	9	17	6	21
2000	Syracuse (AAA)	.218	132	435	54	95	16	5	0	27	20	44	21	11	.253	.278	2	13	1	12
2001	Syracuse (AAA)	.292	87	342	32	100	16	3	2	35	10	22	24	9	.310	.374	5	4	1	16
	TORONTO	.269	46	134	19	36	6	2	2	9	2	15	8	1	.279	.388	0	4	0	3
2002	LOS ANGELES (NL)	.232	135	439	43	102	24	2	1	31	14	39	7	7	.253	.303	5	10	0	10
2003	LOS ANGELES (NL)	.251	158	558	47	140	21	6	1	40	25	70	10	5	.282	.315	3	7	0	16
2004	LOS ANGELES (NL)	.288	159	670	90	193	32	9	4	62	43	70	25	9	.330	.381	3	12	0	10
2005	LOS ANGELES (NL)	.257	106	444	48	114	19	2	2	31	25	51	8	8	.302	.322	1	4	4	11
2006	Las Vegas (AAA)#	.271	15	59	9	16	3	0	0	3	10	3	0	0	.371	.322	1	0	0	1
	LOS ANGELES (NL)	.252	32	119	10	30	7	1	1	12	7	6	1	3	.302	.353	1	0	2	4
	CHICAGO (NL)	.233	22	73	4	17	2	0	0	6	5	8	0	1	.282	.260	0	1	0	2
2007	CHICAGO (NL)	.246	65	191	15	47	11	0	0	8	13	16	3	0	.298	.304	0	2	1	7
	PITTSBURGH	.276	45	123	16	34	3	2	0	8	6	3	0	3	.310	.333	0	1	0	1
2008	ST. LOUIS	.263	135	414	50	109	10	3	1	24	29	26	24	6	.319	.309	2	3	6	11
2009	BALTIMORE	.256	114	387	34	99	14	4	2	30	18	38	12	4	.294	.328	0	4	3	8
	Bowie (AA)#	.333	2	6	2	2	0	0	0	0	0	0	1	0	.429	.333	0	0	1	0
2010	BALTIMORE	.230	150	473	42	109	13	1	1	28	25	53	11	5	.277	.268	2	7	6	9
2011	BALTIMORE	.200	18	30	4	6	0	0	0	0	1	2	10	0	.250	.200	0	1	0	1
	GCL Orioles (R)#	.000	1	2	0	0	0	0	0	0	0	1	0	0	.000	.000	0	0	0	0
	Bowie (AA)#	.240	7	25	3	6	1	0	0	3	2	5	0	1	.286	.280	1	1	0	2
2012	MILWAUKEE	.235	57	162	9	38	6	2	2	11	3	13	1	1	.248	.333	0	4	0	3
	Nashville (AAA)#	.083	4	12	1	1	0	0	0	0	0	1	0	0	.083	.083	0	1	0	0
	WASHINGTON	.500	5	4	4	2	1	0	0	0	0	0	0	0	.500	.750	0	0	0	0
2013	CINCINNATI	.209	63	129	6	27	8	0	0	11	9	13	0	0	.259	.271	1	3	0	2
MINOR LEAGUE TOTALS		.261	579	2061	266	537	80	21	7	194	99	204	104	49	.295	.330	22	53	12	97
MAJOR LEAGUE TOTALS		.254	1310	4350	441	1103	177	34	17	312	226	431	110	53	.293	.322	18	63	22	98
# - Rehab Assignment																				

DIVISION SERIES RECORD

Year	Club/Opp	AVG	G	AB	R	H	2B	3B	HR	RBI	BB	SO	SB	CS	OBP	SLG	SF	SH	HB	E
2004	LAD/STL	.176	4	17	1	3	1	0	0	0	1	2	0	0	.222	.235	0	0	0	0

2014 HOUSTON ASTROS

IZTURIS CAREER TRANSACTIONS

- Signed by Toronto as a non-drafted free agent on July 3, 1996.
- Acquired by Los Angeles (NL) from Toronto along with RHP Paul Quantrill in exchange for RHP Luke Prokopec and RHP Chad Ricketts on Dec. 13, 2001.
- On Disabled List, June 30-July 14, 2005 (strained right hamstring).
- On Disabled List, Aug. 23-end of season, 2005 (degenerative arthritis in right elbow).
- On Disabled List, March 28-June 19, 2006 (right elbow surgery)...transferred to 60-day DL on May 28.
- Acquired by Chicago (NL) from Los Angeles (NL) in exchange for RHP Greg Maddux on July 31, 2006.
- On Disabled List, Aug. 22-Sept. 5, 2006 (strained right hamstring).
- Acquired by Pittsburgh from Chicago (NL) in exchange for cash considerations on July 19, 2007.
- Signed by St. Louis as a free agent on Nov. 30, 2007.
- On Disabled List, June 21-July 5, 2008 (strained right hamstring).
- Signed by Baltimore as a free agent on Dec. 16, 2008.
- On Disabled List, June 4-July 9, 2009 (appendicitis).
- Signed by Baltimore as a free agent on Jan. 6, 2011.
- On Disabled List, May 13-Aug. 4, 2011 (ulnar nerve injury in right elbow)...transferred to 60-day DL on May 21.
- On Disabled List, Aug. 8-Sept. 28, 2011 (strained left groin).
- Signed by Milwaukee as a minor league free agent on Dec. 21, 2011.
- On Disabled List, May 26-June 21, 2012 (strained left hamstring).
- Claimed off waivers by Washington from Milwaukee on Aug. 6, 2012
- Signed by Cincinnati as a minor league free agent on Jan. 7, 2013.
- Signed by Houston as a minor league free agent on Jan. 14, 2014.

IZTURIS GAME HIGHS

Hits: 5 (2x) -- last, May 17, 2005 vs. Florida
Home Runs: 1 (17x) -- last, Aug. 1, 2012 vs. Houston
RBI: 4 -- July 18, 2004 at Arizona
Stolen Bases: 2 (9x) -- last, May 20, 2010 at Texas
Longest Hitting Streak: 15 -- May 22-June 8, 2004
Career Grand Slams: none

IZTURIS CAREER FIELDING

YEAR	POSITION	PCT.	G	PO	A	E	TC	DP
2013	Second Base	1.000	21	23	37	0	60	9
	Third Base	.500	1	0	1	1	2	0
	Shortstop	.986	29	23	45	1	69	10
TOTALS	First Base	1.000	1	2	0	0	2	0
	Second Base	.988	69	88	165	3	256	34
	Third Base	.958	53	20	94	5	119	4
	Shortstop	.981	1149	1513	3078	90	4681	650

LEADOFF HR

No.	Date	Opp.	Pitcher
1	4/5/05	@SFG	J. Schmidt
2	7/28/05	LAD	B. Claussen

PINCH-HIT HR

No.	Date	Opp.	Pitcher
none			

WALK-OFF HR

No.	Date	Opp.	Pitcher
none			

2014 HOUSTON ASTROS



DALLAS KEUCHEL

60

Bats/Throws: Left/Left
Born: 1/1/88 in Tulsa, OK

Opening Day Age: 26

Contract Status: Signed through 2014

Acquired: Selected in the seventh round of the June 2009 draft.

Height/Weight: 6-3/208

Resides: Tulsa, OK

ML Service: 1.089

LHP

KEUCHEL

CAREER HIGHLIGHTS

- Has made 38 starts with the Astros since making his Major League debut in June of 2012...the southpaw has been one of the top groundball pitchers in baseball during that time, ranking 10th in the Majors with a 2.11 groundball to flyball ratio since 2012 among pitchers with at least 200 innings.
- Shown improvement in nearly every statistical category from 2012 to 2013, including groundball percentage (72.0%/61.1%), strikeouts per 9.0 innings (7.20/4.01), walks per 9.0 innings (3.05/4.11) and ERA (5.15/5.27)...set career highs in wins, starts, quality starts (10), innings and strikeouts in 2013...owned a tie for the club lead in innings pitched with Harrell.
- Led the American League and ranked second in the Majors with a 2.57 groundball to flyball ratio in 2013 (min. 150 innings)...since that stat was first tracked in 1987, Keuchel's 2.57 GB/FB ratio ranks third in franchise history for a single season, trailing Mike Hampton (2.70 in 1998) and Shane Reynolds (2.67 in 1995).
- As a rookie in 2012, posted the seventh lowest ERA at home (2.95) by a rookie hurler for a single season...his 1.57 groundball to flyball ratio ranked seventh in the Majors and fourth in the National League among rookies (min. 15 starts).
- Threw a complete game in his second career start on June 23, 2012 vs. CLE (9.0IP, 6H, 1R)...became the first MLB pitcher to throw a complete game in either his first or second Major League appearance since RHP Clay Buchholz on Sept. 1, 2007 (Elias)...became the first Astros pitcher to toss a complete game within his first two MLB starts since Randy Niemann went the distance in his second career start on May 29, 1979.
- Became the first Astros pitcher to begin his career by tossing 5+ innings and allowing one-or-fewer runs in his first three Major League starts (June 17-28, 2012)...joined Roger Clemens (April 7-18, 2004) as the only other player to begin his Astros career by tossing 5+ innings and allowing one-or-fewer runs in three straight starts.
- Owens a career 26-29 minor league record with a 3.74 ERA (205ER/493IP) and a 2.07 groundball/flyball ratio in 83 games (81 starts) across parts of five seasons in the Astros minor league system.
- Entering the 2012 season, was ranked by *Baseball America* as the No. 21 prospect in the Astros system...was ranked by the publication as the No. 23 prospect in the Astros organization prior to the 2011 season.
- Was a 2011 Texas League Midseason and Postseason All-Star...named the Texas League's Pitcher of the Week



NOTES

- last name is pronounced: KYK-ill
- Graduated from Bishop Kelley High School (OK) in 2006 where he was a two-time Pitcher of the Year in his conference...also played quarterback for Bishop Kelley's football team.
- Attended the University of Arkansas from 2007-2009...went 9-3 with a 3.63 ERA (32ER/79.1IP) as the Razorbacks' Friday night starter in 2009...helped lead his team to the semifinals of the 2009 College World Series...majored in apparel studies at Arkansas...Keuchel and Tigers left-handed pitcher Drew Smyly were roommates.
- Selected by the Astros in the seventh round of the June 2009 draft...signed by Astros scout Jim Stevenson.
- IN THE COMMUNITY:** Crowned the champion of the Astros "Dancing With the 'Stros" charity event on Sept. 15, 2013...competed against four teammates who were each paired with a professional dancer...the rest of the Astros roster served as judges for the competition...Keuchel sealed the victory after flipping his dance partner, Jeanine Stewart, over his shoulder...close to \$200,000 was raised for The Astros Foundation at the event.
- Made his MLB debut at Rangers Ballpark in Arlington on June 17, 2012 (1ER, 5.0IP)...grew up in Tulsa, OK and attended his first ever MLB game at Rangers Ballpark.
- Was originally added to the 40-man roster when his contract was purchased by Houston on June 17, 2012...is signed to a one-year contract that runs through 2014.

2014 HOUSTON ASTROS

on June 13 and April 18 in 2011...received Pacific Coast League Pitcher of the Week honors on April 16, 2012.

2013: Pitched in 31 games for Houston, making 22 starts...fared much better as a starter, posting a 6-8 record and a 4.90 ERA (72ER/132.1IP) as opposed to his nine relief appearances (0-2, 6.75)...owned a tie for the club lead with 153.2 innings pitched (also, Harrell)...had 10 quality starts in 22 total starts this year...led the American League and ranked second in the Majors in ground ball to fly ball ratio with a 2.57 mark (min. 150IP)...that stat was first tracked in 1987, and since that season, Keuchel's 2.57 GB/FB ratio ranks third in franchise history trailing Mike Hampton in 1998 (2.70) and Shane Reynolds in 1995 (2.67)...improved in nearly every statistic from 2012 to 2013, including groundball percentage (72.0%/61.1%), strikeouts per 9.0 innings (7.20/4.01) and walks per 9.0 innings (3.05/4.11)...began the year with Triple A OKC but was recalled by Houston on April 6 prior to making an appearance for the RedHawks...was the first pitcher recalled by Houston in 2013...worked in long relief for four appearances before being optioned back to OKC on April 20...started one game for OKC and recalled on May 2...spent the remainder of the season with the Astros...earned 1,000 full year of service time despite being optioned twice...picked up his first career road victory on May 31 at LAA (2ER/7IP) in what was his 10th game (eighth start) on the road...twice reached a career-high nine strikeouts this season, on June 21 at CHC and on Sept. 13 vs. LAA...in a relief appearance on June 25 vs. STL, fanned six hitters in 2.2 innings pitched, which marked the most strikeouts by an Astros reliever in a single game since Jeff Fulchino also fanned six on Sept. 16, 2009 at CIN...was crowned the winner of the Astros "Dancing With The 'Stros" charity event on Sept. 15...competed against four teammates, each paired with a professional dancer...close to \$200,000 was raised for The Astros Foundation at the event...pitched only one game for OKC this season, a 6.0-inning shutout performance on April 26 vs. New Orleans...allowed just three hits, did not issue a walk and fanned five.

2012: Made 16 starts with Houston across three stints in 2012 in what was his first career Major League action...went 3-3 with a 2.95 ERA (20ER/61IP) in 10 starts at Minute Maid Park...ranked as the seventh-lowest home ERA in Astros history by a rookie hurler for a single season...his 1.57 groundball to flyball ratio ranked seventh in the Majors and fourth in the National League among rookies (min. 15 starts)...started the year in Triple A OKC's rotation...had his contract purchased by Houston on June 17 before getting optioned back to Triple A on July 5...recalled on July 21 and optioned on Aug. 30...recalled on Sept. 4, where he finished the season in the Astros' starting rotation...made his Major League debut on June 17 at TEX, where he allowed just one run on four hits in 5.0 innings of work...was the first Astro to make his ML debut as a starter since RHP Henry Sosa did so on Aug. 10, 2011 at ARI...tossed the Astros' first complete game of the 2012 season on June 23 vs. CLE in what was his second career ML start...gave up one run on six hits over his 9.0 frames to earn his first ML win...was the first Astros rookie to record a CG since RHP Taylor Buchholz went the distance on May 21, 2006 vs. TEX...also became the first pitcher to throw a CG in either his first or second ML appearance since RHP Clay Buchholz accomplished the feat on Sept. 1, 2007 (Elias)...became the first Astros pitcher to toss a complete game within his first two MLB starts since Randy Niemann hurled a CG in his second career start on May 29, 1979...Became the first Astros pitcher to begin his career by tossing 5+ innings and allowing one-or-fewer runs in his first three Major League starts (June 17-28, 2012)...joined Roger Clemens (April 7-18, 2004) as the only other player to begin his Astros career by tossing 5+ innings and allowing one-or-fewer runs in three straight starts...over his first seven ML starts of 2012, allowed 5.77 walks per 9.0 innings (25BB/39IP)...slashed his walks per 9.0 innings rate to a 2.72 (14BB/46.1IP) mark over his final nine ML starts of the season...made three stints with Triple A Oklahoma City, posting a 6-4 record with two complete games and a 3.90 ERA (40ER/92.1IP)...was named the Pacific Coast League Pitcher of the Week on April 16...entering the 2012 season, was ranked by *Baseball America* as the No. 21 prospect in the Astros system.

MINOR LEAGUES:

2011: Went a combined 10-8 with a 4.12 ERA (75ER/163.2IP) and 91 strikeouts in 27 starts between Triple A Oklahoma City (7g) and Double A Corpus Christi (20g)...was a Texas League Midseason and Postseason All-Star...was named the Texas League's Pitcher of the Week on June 13 and April 18...was the Corpus Christi Pitcher of the Month for both June and July...ranked by *Baseball America* as the No. 23 prospect in the Astros organization prior to the 2011 season...**2010:** Posted a 7-14 record with a 3.77 ERA (73ER/174.1IP) and 133 strikeouts in 28 games (27 starts) between Double A Corpus Christi (9g) and Class A Advanced Lancaster (19g)...his 3.36 ERA (45ER/120.2IP) at Lancaster ranked third in the California League...was the Lancaster Pitcher of the Month for May...**2009:** Spent his first professional season with Class A Short Season Tri-City...went 2-3 with a 2.70 ERA (17ER/56.2IP) and 44 strikeouts in 11 games (10 starts).

2014 HOUSTON ASTROS

DALLAS KEUCHEL

Year	Team	W	L	ERA	G	GS	CG	SHO	SV	IP	H	R	ER	HR	HB	BB	SO	WP	BK	AVG
2009	Tri-City (A)	2	3	2.70	11	10	0	0	0	56.2	52	18	17	2	2	9	44	2	0	.240
2010	Lancaster (A)	5	8	3.36	19	18	3	0	0	120.2	129	58	45	10	2	25	97	3	0	.273
	Corpus Christi (AA)	2	6	4.70	9	9	0	0	0	53.2	59	32	28	2	1	11	36	0	0	.285
2011	Corpus Christi (AA)	9	7	3.17	20	20	1	1	0	127.2	116	49	45	9	4	27	76	6	0	.244
	Oklahoma City (AAA)	1	1	7.50	7	7	0	0	0	36.0	52	30	30	5	0	12	15	0	1	.354
2012	Oklahoma City (AAA)	6	4	3.90	16	16	2	1	0	92.1	92	46	40	5	0	20	50	1	1	.264
	HOUSTON	3	8	5.27	16	16	1	0	0	85.1	93	56	50	14	1	39	38	2	0	.286
2013	HOUSTON	6	10	5.15	31	22	0	0	0	153.2	184	96	88	20	5	52	123	7	0	.297
	Oklahoma City (AAA)	1	0	0.00	1	1	1	1	0	6.0	3	0	0	0	0	0	5	0	0	.150
MINOR LEAGUE TOTALS		26	29	3.74	83	81	7	3	0	493.0	503	233	205	33	9	104	323	12	2	.267
MAJOR LEAGUE TOTALS		9	18	5.20	47	38	1	0	0	239.0	277	152	138	34	6	91	161	9	0	.293

KEUCHEL

KEUCHEL CAREER TRANSACTIONS

- Selected by Houston in the seventh round of June 2009 draft.

KEUCHEL GAME HIGHS

Longest Winning Streak: 2 (2x) -- last, May 31-June 5, 2013
Longest Losing Streak: 7 -- July 4-Aug. 29, 2012
Strikeouts: 9 (2x) -- last Sept. 13, 2013 vs. Los Angeles (AL)
Walks: 6 -- July 31, 2012 at Milwaukee
Innings (starter): 9.0 -- June 23, 2012 vs. Cleveland
Innings (relief): 4.1 -- May 2, 2013 vs. Detroit
Low-Hit Game (CG): 6 -- June 23, 2012 vs. Cleveland

2014 HOUSTON ASTROS



MARC KRAUSS

18

Bats/Throws: Left/Right
Born: 10/5/87 in Deshler, OH
Opening Day Age: 26

Contract Status: Signed through 2014

Acquired: From Arizona along with OF Bobby Borcherding in exchange for 3B Chris Johnson on July 29, 2012.

Height/Weight: 6-2/244
Resides: Deshler, OH
ML Service: 0.101

IF/OF

CAREER HIGHLIGHTS

- The former second-round pick by the Diamondbacks got his first taste of Major League action in 2013 after playing in 52 games with the Astros...the 2014 season will be his sixth professional season.
- Has always been known for his patience at the plate, and led the Astros in pitches per plate appearance (4.55) in 2013...owns a .375 on-base percentage in 506 career minor league games.
- Played 18 games in left field, 15 at designated hitter, nine in right field and two at first base during his 52-game run with Houston in 2013...for his career in the minors, has logged 289 games in left field, 118 games in right field, 51 games at first base and 49 games at designated hitter.
- Has played in parts of five seasons in the minor leagues with the Arizona (2009-12) and Houston (2012-13) organizations...has hit .277 (488x1763) with 111 doubles, 73 homers, 287 RBI and an .856 OPS (.375 OBP/.481 SLG) in 506 total games.
- Entered the 2011 season ranked as the No. 5 prospect in the Diamondbacks organization by *Baseball America* and No. 6 by *MLB.com*...named to the 2012 Southern League Midseason All-Star Team.

2013: Played in 52 games in what was the first Major League action of his career...had two stints with the Astros...led the club in pinch hits (4x14) and pitches per plate appearance (4.55)...played 18 games in LF, 15 at DH, nine in RF and two at 1B...started the year at Triple A Oklahoma City before getting selected to the Major League roster on June 20...played in 32 games with the Astros and was optioned back to Triple A on Aug. 18...was recalled back to Houston on Sept. 4...over his last 17 games of the season, hit .286 (14x49) with six doubles, one homer, a .364 OBP and a .469 SLG...hit .281 (71x253) with 16 doubles, 10 homers, 39 RBI and an .880 OPS (.401 OBP/.478 SLG) in 78 games with Triple A Oklahoma City...was named the Pacific Coast League Player of the Week on April 22.

MINOR LEAGUES:

2012: Played on three teams at two levels for two organizations...hit a combined .271 (117x432) with 31 doubles, 20 home runs and 79 RBI for Double A

★ NOTES

- Graduated from Patrick Henry High School (Hamler, OH) in 2006...earned Mizuno All-Ohio recognition twice...was a three-time all-state selection in football and also played basketball.
- Attended Ohio University and played for three seasons from 2007-09...named to the Louisville Slugger Freshman All-America Team, and was named the MAC Freshman of the Year in 2007...received First Team All-MAC honors in 2007 and 2008.
- In 2009, broke Ohio University's single season home run record with 27 and led the nation in home runs per game (0.51)...became the first player in school history to be named the MAC Player of the Year...named First-Team All-American by *Collegiate Baseball Newspaper*, *Baseball America* and the ABCA.
- Drafted by Arizona in the second round of the 2009 draft...signed by Diamondbacks scout Frankie Thon.
- **IN THE COMMUNITY:** During his time in the Majors in 2013, participated in multiple 'Sunshine Kids' meet and greet sessions with pediatric cancer patients and their family members...the Sunshine Kids is a non-profit organization dedicated to children with cancer...the Astros have supported the organization since the '80s...Astros legend Craig Biggio is the Sunshine Kids national spokesperson and has been a supporter of the organization for decades.
- Took four classes this fall towards finishing up his journalism degree at Ohio University...he and his wife Kelcey had their first baby on Nov. 22...baby Ava joins the Krauss' puggle Riley, who they've had for three years.
- Joined the Astros organization on July 29, 2012, as part of the return in the Chris Johnson trade...is currently signed to a one year contract that runs through 2014...was added to the 40-man roster after getting selected from Triple A on June 20, 2013.

2014 HOUSTON ASTROS

KRAUSS

Mobile (104g), Double A Corpus Christi (7g) and Triple A Oklahoma City (22g)...started the season in Mobile where he played four months before getting traded to the Astros...spent a week at Corpus Christi upon joining the Astros organization and advanced to Oklahoma City for the final month of the season...while with Mobile, had an OPS of more than .900 from April to June...named a Southern League Midseason and Postseason All-Star...named the Southern League Player of the Week for the week of April 23-30...hit .414 (12x29) with two doubles, five homers, 16 RBI and a 1.514 OPS in his seven games with Corpus Christi...named the Texas League Player of the Week for the week of July 30-Aug. 6...spent the final 22 games of the season in Oklahoma City where he played both left and right field...**2011:** Entered the season rated as the No. 5 prospect in the Diamondbacks organization by *Baseball America* and No. 6 by MLB.com...spent the entire season (125 games) with Double A Mobile, which was his first year at that level...hit .242 (105x433) with 25 doubles, six triples, 16 home runs and 65 RBI...named to the Southern League Midseason All-Star Team...ranked fifth in the Southern League in walks (64) and tied for seventh in triples...named the No. 16 prospect in Diamondbacks farm system following the season by *Baseball America*...made 56 appearances in right field, 53 in left field and 13 as a designated hitter...**2010:** Hit .302 (160x530) with 27 doubles, 25 home runs and 87 RBI...ranked tied for second in games played (138), tied for third in runs scored (107), sixth in home runs (25) and tied for ninth in RBI (87) in the California League...named the D-Backs' organizational Player of the Month for April, batting .352 (25x71) with four home runs and 11 RBI...tabbed the California League Player of the Week for the week of June 28-July 4...named to the California League Postseason All-Star Team...ranked as the No. 5 prospect in the Diamondbacks organization and No. 14 in the California League by *Baseball America* following the season...played with Scottsdale in the Arizona Fall League and hit .298 (25x84) with five doubles, four home runs and 23 RBI...played in the Arizona Fall League Rising Stars Game...**2009:** spent the entire season in Class A South Bend...hit .304 (35x115) with 12 doubles, two home runs and 17 RBI in 32 games...season ended after being placed on the disabled list on July 30 with a bone spur in his right ankle...ranked as Arizona's No. 7 prospect by *Baseball America* after the season.

PERSONAL:

Marc and his wife Kelcey reside in Deshler, OH, with their daughter Ava.

MARC S. KRAUSS

Year	Team	AVG	G	AB	R	H	2B	3B	HR	RBI	BB	SO	SB	CS	OBP	SLG	SF	SH	HB	E
2009	South Bend (A)	.304	32	115	14	35	12	1	2	17	14	21	0	1	.377	.478	1	0	0	1
2010	Visalia (A+)	.302	138	530	107	160	27	4	25	87	57	141	1	3	.371	.509	5	0	4	10
2011	Mobile (AA)	.242	125	433	69	105	25	6	16	65	64	123	3	3	.340	.439	4	1	2	4
2012	Mobile (AA)	.283	104	346	75	98	29	2	15	61	73	91	6	4	.416	.509	5	0	9	9
	Corpus Christi (AA)	.414	7	29	11	12	2	0	5	16	6	5	1	0	.514	1.000	0	0	0	0
	Oklahoma City (AAA)	.123	22	57	3	7	0	0	0	2	6	20	1	1	.203	.123	1	2	0	0
2013	Oklahoma City (AAA)	.281	78	253	38	71	16	2	10	39	53	52	3	3	.401	.478	6	0	2	3
	HOUSTON	.209	52	134	11	28	9	0	4	13	10	45	2	0	.267	.366	1	0	1	2
MINOR LEAGUE TOTALS		.277	506	1763	317	488	111	15	73	287	273	453	15	15	.375	.481	22	3	14	26
MAJOR LEAGUE TOTALS		.209	52	134	11	28	9	0	4	13	10	45	2	0	.267	.366	1	0	1	2

KRAUSS CAREER TRANSACTIONS

- Selected by Arizona in the second round of the June 2009 draft.
- Acquired by Houston from Arizona along with OF Bobby Borcherding in exchange for 3B Chris Johnson on July 29, 2012.

KRAUSS GAME HIGHS

Hits: 3 (2x) -- last, Sept. 19, 2013 at Cleveland
 Home Runs: 1 (4x) -- last, Sept. 15, 2013 vs. Los Angeles (AL)
 RBI: 4 -- July 26, 2013 at Toronto
 Stolen Bases: 2 -- July 28, 2013 at Toronto
 Longest Hitting Streak: 5 -- Sept. 7-13, 2013
 Career Grand Slams: none

KRAUSS CAREER FIELDING

YEAR	POSITION	PCT.	G	PO	A	E	TC	DP
2013	First Base	1.000	2	2	0	0	2	1
	Outfield	.953	26	38	3	2	43	2
TOTALS	First Base	1.000	2	2	0	0	2	1
	Outfield	.953	26	38	3	2	43	2

2014 HOUSTON ASTROS

LEADOFF HR

PINCH-HIT HR

WALK-OFF HR

No. Date Opp. Pitcher
none

No. Date Opp. Pitcher
none

No. Date Opp. Pitcher
none



CHIA-JEN LO

63

Bats/Throws: Right/Right

Born: 4/7/86 in Pingtung County, Taiwan

Opening Day Age: 27

Contract Status: Signed through 2014

Acquired: Signed as a non-drafted free agent on Oct. 31, 2008.

Height/Weight: 5-11/207

Resides: Pingtung County, Taiwan

ML Service: 0.062

RHP

CAREER HIGHLIGHTS

- The fifth-year pro made his Major League debut with Houston in 2013, becoming the first Taiwanese-born player ever to play for the Astros...recorded a 4.19 ERA and three saves in 19 relief appearances during his rookie campaign.
- Has battled injuries throughout his professional career, but when healthy has posted a 2.11 ERA with 142 strikeouts in 128.0 minor league innings (87 games).
- Held lefties to a .128 (5x39) average and all opponents to a .203 (14x69) mark in his first go-around in the Major Leagues...has held batters to a .189 (85x449) average throughout his minor league career.
- Began his MLB career by making seven scoreless appearances (7.1IP) from July 31-Aug. 16, 2013...prior to Lo, the last Astros pitcher to begin his career by making seven-or-more scoreless appearances was LHP Mike Gallo (11 games from July 2-27, 2003)...LHP Kevin Chapman surpassed Lo's streak later in the season.
- Was ranked by *Baseball America* as the Astros No. 5 prospect entering the 2010 season...attended the Astros Major League Spring Training in 2010 as a non-roster invitee and made two appearances (3ER/2IP) for the club.
- Pitched in the 2009 XM All-Star Futures Game held in St. Louis...tossed 1.0 scoreless inning in relief en route to earning the victory for the World Team.

2013: Rookie reliever made 19 appearances for the Astros after his recall on July 30...became the first ever Taiwanese-born player to play for the Astros...split the save opportunities with Josh Fields and picked up three saves in five chances...held lefties to a .128 (5x39) average and all opponents to a .203 (14x69) mark...posted a 2.79 ERA (3ER/9.2IP) in nine road games...had an impressive Spring Training, posting a 2.08 ERA (2ER/8.2IP) in nine relief appearances but was optioned to Double A Corpus Christi on Mar. 25...recalled for the first time in his MLB career on July 30 and pitched the remainder of the season out of the Astros bullpen...made his MLB debut on July 31 at BAL and tossed a scoreless inning in the Astros 11-0 win...began his career by making seven

★ NOTES

- First name is pronounced: CHAI-jen.
- Grew up in Pintung County, Taiwan, and attended the Chinese Cultural University...was finishing his education when he signed with Houston...signed by Astros scout Glen Barker.
- Prior to signing with Houston, played in multiple international tournaments, including the 2008 Olympics with Chinese Taipei, the 2008 World University Championship, the 2007 World Port Tournament, the 2006 World University Championship, the 2006 Haarlem Baseball Week, the 2005 Asian Championship and the 2004 World Junior Championship.
- Was the winning pitcher in the 2009 XM All-Star Futures Game held in St. Louis...threw 1.0 scoreless inning of relief for the World Team.
- Was slated to play for Chinese Taipei in the 2013 World Baseball Classic but opted to spend the spring in Kissimmee with the Astros...was on Chinese-Taipei's roster for the 2009 World Baseball Classic but did not play in a game.
- Became the first Taiwanese-born player to play for the Astros after making his MLB debut on July 31, 2013 at BAL...is one of just 10 Taiwanese players ever to appear in a MLB game...the only other active Taiwanese-born players are LHP Wei-Yin Chen, RHP C.C. Lee, OF Che-Hsuan Lin and RHP Chien-Ming Wang.
- Had his contract purchased by Houston and added to the 40-man roster on Nov. 21, 2012...signed to a one-year contract that runs through the 2014 season.

2014 HOUSTON ASTROS

scoreless appearances (7.1IP) from July 31-Aug. 16...within that streak, picked up his first MLB save on Aug. 13 at OAK, tossing 1.1 scoreless innings in a 5-4 win...prior to Lo, the last Astros pitcher to begin his career by making seven-or-more scoreless appearances was LHP Mike Gallo, who was unscored upon in his first 11 games (July 2-27, 2003)...LHP Kevin Chapman would surpass Lo's mark later in the season...posted a 3.24 ERA (6ER/16.2IP) with six saves in 17 appearances combined between Corpus Christi (8g), Class A Quad Cities (3g) and Class A Short Season Tri-City (6g)...tallied 20 strikeouts in 16.2 IP...made his first appearance of the season on June 18 with Tri-City on an injury rehab assignment...reinstated to Corpus Christi's roster and transferred to Quad Cities...made three appearances with the River Bandits before being promoted back to Corpus Christi...in his final seven games with the Hooks before his recall, tossed 7.2 scoreless innings.

MINOR LEAGUES:

2012: Combined to post an 0-1 record with a 0.90 ERA (3ER/30IP) in 19 games, including five starts, for Class A Lancaster (11g) and the Astros GCL affiliate (8g)...his five starts all came with the GCL Astros and were all fewer than 2.0 innings...collected 31 strikeouts, while walking just six batters in his 30.0 innings of work...began the year on the disabled list before being placed on a minor league rehab assignment in the GCL on June 20...reinstated from the DL on July 24 and finished his season in Lancaster's bullpen...on Aug. 11, struck out the eventual World Series MVP Pablo Sandoval, who was on a rehab assignment with San Jose...following the season, pitched for Mesa in the Arizona Fall League and appeared in 14 games, going 1-0 with three saves and a 2.40 ERA (4ER/15IP)...**2011:** Was active for four days this season and made two appearances for Class A Lexington...began the year on the DL before being activated on June 23...placed on the DL on June 27 and finished the season inactive...**2010:** After entering the season ranked as the club's No. 5 prospect by *Baseball America*, made seven appearances for Double A Corpus Christi with solid results...landed on the disabled list on May 5 and did not return to action...**2009:** In his first professional season, split time between Lancaster and Corpus Christi, combining to go 1-2 with a 2.10 ERA (15ER/64.1IP)...recorded 75 strikeouts in 64.1 innings...began his year at Lancaster and made 12 appearances, including 11 appearances of more than 1.0 inning...promoted to Corpus Christi on May 16...placed on Corpus' DL from May 19-June 3...would go on to make 30 appearances for the Hooks through the remainder of the season...started his Double A career by tossing 9.0 consecutive scoreless innings...invited to play in the 2009 XM All-Star Futures game in St. Louis, where he tossed a scoreless inning and earned the win for the World Team...following the regular season, played for Peoria in the Arizona Fall League, where he appeared in six games, posting a 1-0 record and a 3.48 ERA (4ER/10.1IP).

CHIA-JEN LO

Year	Team	W	L	ERA	G	GS	CG	SHO	SV	IP	H	R	ER	HR	HB	BB	SO	WP	BK	AVG
2009	Lancaster (A)	1	0	1.78	12	0	0	0	1	25.1	10	6	5	1	0	13	36	2	0	.120
	Corpus Christi (AA)	0	2	2.31	30	0	0	0	2	39.0	30	12	10	1	4	20	39	3	0	.213
2010	Corpus Christi (AA)	0	1	1.80	7	0	0	0	0	15.0	9	3	3	0	1	10	13	4	0	.176
2011	Lexington (A)	0	0	13.50	2	0	0	0	0	2.0	2	3	3	1	0	2	3	0	0	.250
2012	GCL Astros (R)	0	1	0.00	8	5	0	0	0	11.0	5	2	0	0	1	2	11	0	0	.128
	Lancaster (A)	0	0	1.42	11	0	0	0	0	19.0	14	3	3	1	1	4	20	3	0	.222
2013	Tri-City (A)	0	0	4.50	6	0	0	0	4	6.0	5	3	3	1	0	1	12	0	0	.217
	Quad Cities (A)	0	0	0.00	3	0	0	0	1	3.0	1	0	0	0	0	1	2	0	0	.100
	Corpus Christi (AA)	0	0	3.52	8	0	0	0	1	7.2	9	3	3	1	0	0	6	2	0	.290
	HOUSTON	0	3	4.19	19	0	0	0	2	19.1	14	9	9	2	0	13	16	1	0	.203
	MINOR LEAGUE TOTALS	1	4	2.11	87	5	0	0	9	128.0	85	35	30	6	7	53	142	14	0	.189
	MAJOR LEAGUE TOTALS	0	3	4.19	19	0	0	0	2	19.1	14	9	9	2	0	13	16	1	0	.203

LO CAREER TRANSACTIONS

- Signed by Houston as a non-drafted free agent on Oct. 31, 2008.

LO GAME HIGHS

Longest Winning Streak:none
Longest Losing Streak:3 -- Aug. 21, 2013-present
Strikeouts:3 -- Sept. 18, 2013 vs. Cincinnati
Walks:3 -- Aug. 25, 2013 vs. Toronto
Innings (starter):none
Innings (relief):2.0 -- Sept. 18, 2013 vs. Cincinnati
Low-Hit Game (CG):none

2014 HOUSTON ASTROS



DAVID MARTINEZ

54

Bats/Throws: Right/Right
Born: 8/4/87 in Cumana, VZ
Opening Day Age: 26
Contract Status: Signed through 2014
Acquired: Signed as a non-drafted free agent on March 3, 2005.

Height/Weight: 6-2/220
Resides: Cumana Sucre, VZ
ML Service: 0.041

RHP

CAREER HIGHLIGHTS

- Made his Major League debut with Houston last year in what was his ninth professional season in the Astros organization...made four appearances across two stints with the big league club.
- Was named the 2013 Texas League Pitcher of the Year after his breakout season at Double A (14-2, 2.02 ERA)...set a Corpus Christi club record for wins, and at the time of his promotion to Triple A led the Texas League in wins, ERA and WHIP (1.00)...walked just 20 batters in 129.1 innings at Double A.
- Made his MLB debut on Aug. 21, 2013 at TEX and tossed 2.2 innings while allowing just one hit and one unearned run...earned his first Major League win in his second MLB appearance on Aug. 26, 2013 at CWS.
- Was a Midseason and Postseason All-Star in the Texas League in 2013...also received Corpus Christi Pitcher of the Month honors in June and July.
- Began his 2013 season in minor league Spring Training, but made three official appearances for the Astros during the Spring (4ER/6.2IP).
- Pitched in the Venezuelan Winter League this offseason...made two starts for the Navegantes del Magallanes, going 0-0 with a 4.70 ERA (4ER/7.2IP) and six strikeouts.
- Led the Class A Advanced California League in innings pitched (89.1) and ranked third in ERA (3.02) during the second half of the 2012 season while with Lancaster.



NOTES

- first name is pronounced: dah-veed.
- Signed with the Astros as a 17-year old amateur free agent out of Venezuela on March 3, 2005...signed by Astros scouts Andres Reiner and Jesus Aristimuno.
- Added to the club's 40-man roster on Aug. 20, 2013...signed to a one-year contract that runs through the 2014 season.

2013: Rookie reliever made four appearances for the Astros across two stints...worked in long relief, making two 2.2-inning appearances and two 3.0-inning appearances...began his season in minor league Spring Training, but made three official appearances for the Astros in the Spring (4ER/6.2IP)...assigned to Double A Corpus Christi at the beginning of the season before being promoted to Triple A OKC on Aug. 8...selected to the Major League roster on Aug. 20 and optioned back to OKC on Aug. 26...recalled on Sept. 8 and finished the season as an Astro...made his Major League debut on Aug. 21 at TEX and tossed 2.2 scoreless innings, while allowing just one hit and one unearned run...in his second MLB appearance, earned his first MLB win on Aug. 26 at CWS (3ER/2.2IP) in the Astros 10-8 win...optioned back to Triple A following that game...pitched twice as a September call up after his recall (6ER/6IP)...following the season, was named the Double A Texas League Pitcher of the Year...set a Corpus club record for wins (14) and at the time of his callup, led the Texas League in wins, ERA, WHIP (1.00) and was tied for first with two complete games...finished the year at Corpus 14-2 with one save and a 2.02 ERA (29ER/129.1IP)...allowed a .233 opponent's batting average and walked only 20 hitters...was a Texas League Midseason and Postseason All-Star...named Corpus Christi's Pitcher of the Month in June and July... over his final five starts with the Hooks, went at least 7.0 innings while allowing no more than two earned runs...at his two minor league levels combined, went 14-4 with a 2.57 ERA (40ER/140.1IP) in 29 appearances (21 starts) with two complete games.

MINOR LEAGUES:

2012: Spent the entire year at Class A Advanced Lancaster, going 9-5 with a 4.38 ERA (78ER/160.1IP) and 114 strikeouts in 27 games (26 starts)...went 7-2 with a 3.02 ERA during the second half...led the California League in innings pitched (89.1) and ranked third in ERA during the second half...named the California League Pitcher of the Week for the week of June 11-18...was named the Lancaster Pitcher of the Month for July...**2011:** Made 37 appearances at Class A Lexington, going 5-7 with a 4.19 ERA (31ER/66.2IP)...**2010:** Posted a 5-2 record with a 3.02 ERA (22ER/65.2IP) in 17 appearances (10 starts) with Class A Short Season Tri-City...named Tri-City's Pitcher of the Month for August...**2009:** In his first year of stateside ball, went 1-4 with a 4.50 ERA (20ER/40IP)

2014 HOUSTON ASTROS

for Rookie Level Greeneville...**2008:** Went 4-3 with a 4.75 ERA (28ER/53IP) in 13 outings for the Venezuelan Summer League Astros...**2007:** Put up a 3-1 record with a 3.51 ERA (13ER/33.1IP) in nine games with the VSL Astros...**2006:** Returned to the VSL Astros where he went 5-1 with a 2.55 ERA (14ER/49.1IP) in 17 games...**2005:** In his first professional season, went 4-0 with a 1.35 ERA (3ER/20IP) in 11 appearances for the VSL Astros.

PERSONAL:

David and his wife Paola reside in Cumana Sucre, VZ, with their daughter Stefany.

DAVID JOSE MARTINEZ

Year	Team	W	L	ERA	G	GS	CGSHO	SV	IP	H	R	ER	HR	HB	BB	SO	WP	BK	AVG	
2005	VSL Astros (R)	4	0	1.35	11	0	0	2	20.0	14	3	3	1	1	5	16	2	1	.203	
2006	VSL Astros (R)	5	1	2.55	17	5	0	0	6	49.1	53	18	14	3	5	12	27	2	0	.285
2007	VSL Astros (R)	3	1	3.51	9	4	0	0	0	33.1	26	18	13	1	3	8	30	2	0	.203
2008	VSL Astros (R)	4	3	4.75	13	7	0	0	0	53.0	65	37	28	2	4	13	41	3	0	.291
2009	Greeneville (R)	1	4	4.50	22	0	0	0	1	40.0	46	24	20	3	3	14	25	3	0	.282
2010	Tri-City (A)	5	2	3.02	17	10	0	0	0	65.2	72	29	22	5	0	11	57	3	1	.280
2011	Lexington (A)	5	7	4.19	37	5	0	0	2	66.2	77	44	31	7	3	17	44	9	1	.282
2012	Lancaster (A)	9	5	4.38	27	26	0	0	0	160.1	181	90	78	19	5	33	114	14	1	.285
2013	Corpus Christi (AA)	14	2	2.02	26	18	2	0	1	129.1	109	34	29	10	3	20	86	1	1	.233
	Oklahoma City (AAA)	0	2	9.00	3	3	0	0	0	11.0	15	12	11	1	0	11	10	1	0	.326
	HOUSTON	1	0	7.15	4	0	0	0	0	11.1	16	11	9	1	0	3	6	1	1	.381
MINOR LEAGUE TOTALS		50	27	3.57	182	78	2	0	12	628.2	658	309	249	52	27	144	450	40	5	.269
MAJOR LEAGUE TOTALS		1	0	7.15	4	0	0	0	0	11.1	16	11	9	1	0	3	6	1	1	.381

MARTINEZ CAREER TRANSACTIONS

- Signed by Houston as a non-drafted free agent on March 3, 2005.

MARTINEZ GAME HIGHS

Longest Winning Streak: 1 -- Aug. 26, 2013-present
Longest Losing Streak:none
Strikeouts: 2 (2x) -- last, Sept. 23, 2013 at Texas
Walks: 3 -- Sept. 14, 2013 vs. Los Angeles (AL)
Innings (starter):none
Innings (relief):3.0 (2x) -- last, Sept. 23, 2013 at Texas
Low-Hit Game (CG):none

2014 HOUSTON ASTROS



J.D. MARTINEZ

20

Bats/Throws: Right/Right
Born: 8/21/87 in Miami, FL
Opening Day Age: 26
Contract Status: Signed through 2014
Acquired: Selected in the 20th round of the June 2009 draft.

Height/Weight: 6-3/221
Resides: Fort Lauderdale, FL
ML Service: 2.047

NON-ROSTER INVITEE

OF

CAREER HIGHLIGHTS

- Has played in 252 Major League games over parts of the last three seasons with the Astros and has compiled a .251 average with 44 doubles, 24 home runs and 126 RBI.
- Hit .250 (74x296) with seven homers and 52 RBI in 86 games with Houston in 2013...hit .298 in 42 road games.
- Played in the Venezuelan Winter League during the 2013 offseason and hit .312 (29x93) with six doubles, six homers, 18 RBI and a .957 OPS (.387 OBP/.570 SLG) in 24 games for the Leones del Caracas.
- Led the Astros with 55 RBI in 2012 after beginning the season as the club's Opening Day left fielder...opened the season with a nine-game hitting streak from April 6-15, becoming the first Astro to do so since Craig Biggio also had a nine-gamer to open the 2005 season (April 5-15, 2005).
- Named the 2011 Astros Rookie of the Year by the Houston Chapter of the BBWAA...made his MLB debut on July 30, 2011 at MIL (1x1, 2B, RBI)...in his first full month in the Majors, posted 28 RBI in August, which ranked second in the NL...ranks as the most RBI for any Astros rookie in any calendar month, besting Chris Truby's previous record of 27 in Sept. 2000.
- Labeled as the Astros No. 6 overall prospect by *Baseball America* entering the 2011 season.
- Named the Astros 2010 Minor League Player of the Year after splitting his 2010 campaign between Double A Corpus Christi and Class A Lexington...his time with Lexington earned him the South Atlantic League's MVP and Player of the Year Awards.
- Led the New York-Penn League in batting average and OPS (.920) and was named a NYPL All-Star in 2009.

NOTES

- Graduated from Flanagan High School in Pembroke Pines, FL, where his team won consecutive state titles...achieved Second-Team All-Broward County honors his sophomore, junior and senior seasons...drafted out of high school in the 36th round of the June 2006 draft by Minnesota but did not sign.
- Later drafted after his junior season at Nova Southeastern University in Davie, FL...hit .428 as a junior with 15 home runs and 57 RBI, while setting Nova's all time record in runs scored (73) in a single season...owns the program's career home run record...selected by the National College Baseball Writers Association as a First-Team All-American in 2009...selected by Houston in the 20th round of the June 2009 draft...signed by Astros scout Greg Brown.
- A native of Miami, hit the first regular season home run at Marlins Park in Miami on April 13, 2012, off RHP Edward Mujica.
- Was added to the Astros 40-man roster in July of 2011...was taken off the 40-man roster on Nov. 20, 2013...is currently signed to a minor league contract that runs through the 2014 season.

2013: 26-year-old outfielder played in 86 games in what was his third Major League season...missed over a month of the season due to a left wrist injury...hit well in 42 road games (.298 AVG)...did not make the club out of Spring Training and was optioned to minor league camp...was recalled to Houston prior to Opening Day on March 30 to replace the injured Fernando Martinez...was placed on the 15-day DL on April 20 with a right knee sprain...missed 16 games and was activated from the DL on May 6...placed on the 15-day DL on July 27 with a left wrist sprain and was not activated until Sept. 13 (missed 44 games)...sustained the injury while sliding into second base...had a career-high four hits on May 30 at COL...was one of four Astros to record an RBI in four straight games...did so from July 5-10...played in five games with Double A Corpus Christi from April 30-May 5 as part of a rehab stint...hit .300 (6x20) with two doubles, one homer and five RBI.

2012: Led the club with 55 RBI in the second extended MLB action of his career...ranked tied for third on the club with 40 walks and third with 11 home runs (all of which came in the first half)...ranked tied for third in the NL among left fielders with nine outfield assists in just 97 starts at the position...began the season as the everyday LF before getting optioned to Triple A on Aug. 7...recalled on Sept. 4...had surgery on Sept. 26 to

2014 HOUSTON ASTROS

remove the hook of the hamate bone in his left hand...started the season with a nine-game hitting streak from April 6-15 where he hit .371 (13x35) with three homers and 10 RBI...was the longest hitting streak by an Astro to begin a season since Craig Biggio also had a nine-gamer to open the 2005 season (April 5-15, 2005)...ranked third in the NL in walks (18), tied for fourth in RBI (20) and tied for fifth in on-base percentage (.414.) from April 6-May 2...the Miami native hit the first regular season home run at Marlins Park in Miami on April 13...belted his first career grand slam against LHP Barry Zito on June 14 at SF...in 15 games from June 16-July 2, hit .308 (16x52) with four doubles, three homers, 10 RBI and a .915 OPS (.357 OBP/.558 SLG)...hit the three homers over a four-game span from June 23-26...did not make an error in his first 74 games in the outfield in 2012...had a 101-game errorless streak, spanning two seasons from Sept. 3, 2011-July 18, 2012...recorded a hit in seven of his 12 games (.303, 10x33) after his final recall from Triple A on Sept. 4...hit .233 (21x90) with six doubles and four RBI in 23 games with Triple A OKC.

2011: Started 52 of the final 55 games of the season after having his contract purchased from Double A on July 29...started 51 games in LF and one in RF...had 107 RBI combined at the Major League and minor league levels (141 games)...his 35 RBI after his MLB debut on July 30 were tops on the club, tied for 13th in the NL and led all NL rookies in that span...his 28 RBI in August ranked second in the NL and fourth in MLB...the 28 RBI were the most for any Astros rookie in any calendar month, besting Chris Truby's previous record of 27 in September of 2000, and were tied for the third-most in the month of August among all Astros in franchise history...hit his first career MLB home run on Aug. 3 vs. CIN, a two-run HR that was part of a 3x4, four-RBI game...also had a four-RBI game on Aug. 20 vs. SF...is one of nine Astros in franchise history to post multiple games of at least four RBI during their rookie season...made his Major League debut on July 30 as a PH and hit an RBI-double...at the time his contract was purchased by HOU, ranked second in the Texas League in batting (.338), tied for fifth in RBI (72), fifth in OBP (.414) and seventh in slugging pct. (.546)...was a Texas League All-Star selection in 2011...named TL Player of the Month for July after hitting .380 with seven HR and 16 RBI.

MINOR LEAGUES:

2010: Named the Astros Minor League Player of the Year after hitting a combined .341 (183x537) with 40 doubles, 18 homers and 89 RBI with Class A Lexington (88g) and Double A Corpus Christi (50g)...before being promoted to Corpus Christi on July 16, posted a .362 (126x348) average with 15 homers and 64 RBI in 88 games for Lexington...his performance, in a little over half the season with Lexington, earned him the South Atlantic League's Most Valuable Player Award and the SAL's Player of the Year Award...also named a Midseason and Postseason All-Star in the SAL...named the SAL's 'Best Hitting Prospect' by *Baseball America*...named Lexington's Offensive Player of the Month in April and June, the Legends' Defensive Player of the Month in May, and the SAL's Player of the Week from July 5-11...after his promotion to Corpus Christi, hit at a .302 clip (57x189) with three home runs and 25 RBI in 50 games...earned the Hooks' Offensive Player of the Month in August...**2009:** Hit a combined .348 (92x264) with 12 home runs and 56 RBI in 72 games with Rookie Level Greeneville (19g) and Class A Short Season Tri-City (53g)...after signing with Houston, assigned to Greeneville, where he hit .403 (31x77) with five home runs and 23 RBI in 19 games...promoted to Tri-City on July 12 and finished his campaign with a .326 (61x187) average, seven home runs and 33 RBI in 53 games for the ValleyCats...led the New York-Penn League in batting average and OPS (.920)...named a NYPL All-Star, and also earned NYPL Player of the Week honors from July 27-Aug. 2.

JULIO DANIEL MARTINEZ

Year	Team	AVG	G	AB	R	H	2B	3B	HR	RBI	BB	SO	SB	CS	OBP	SLG	SF	SH	HB	E
2009	Greeneville (R)	.403	19	77	17	31	9	1	5	23	5	14	0	0	.446	.740	0	0	1	1
	Tri-City (A)	.326	53	187	25	61	15	2	7	33	15	30	1	0	.380	.540	3	0	3	2
2010	Lexington (A)	.362	88	348	83	126	31	3	15	64	33	55	3	0	.433	.598	1	0	11	3
	Corpus Christi (AA)	.302	50	189	24	57	9	1	3	25	15	42	2	2	.357	.407	1	0	2	4
2011	Corpus Christi (AA)	.338	88	317	50	107	25	1	13	72	42	55	1	0	.414	.546	7	0	4	2
	HOUSTON	.274	53	208	29	57	13	0	6	35	13	48	0	1	.319	.423	3	0	2	1
2012	HOUSTON	.241	113	395	34	95	14	3	11	55	40	96	0	2	.311	.375	2	0	1	2
	Oklahoma City (AAA)	.233	23	90	6	21	6	0	0	4	4	17	0	1	.263	.300	1	0	0	0
2013	HOUSTON	.250	86	296	24	74	17	0	7	36	10	82	2	0	.272	.378	3	0	0	2
	Corpus Christi (AA)	.300	5	20	1	6	2	0	1	5	0	1	0	0	.300	.550	0	0	0	0
MINOR LEAGUE TOTALS		.333	326	1228	206	409	97	8	44	226	114	214	7	3	.395	.533	13	0	21	12
MAJOR LEAGUE TOTALS		.251	252	899	87	226	44	3	24	126	66	226	2	3	.300	.387	8	0	3	5

Rehab Assignment

MARTINEZ CAREER TRANSACTIONS

- Selected by Houston in the 20th round of the June 2009 draft.
- On Disabled List, April 20-May 7, 2013 (right knee sprain).
- On Disabled List, July 27-Sept. 13, 2013 (left wrist sprain).

2014 HOUSTON ASTROS

MARTINEZ GAME HIGHS

Hits:	4 -- May 30, 2013 at Colorado
Home Runs:	1 (24x) -- last, June 22, 2013 at Chicago (NL)
RBI:	4 (3x) -- last, June 14, 2012 at San Francisco
Stolen Bases:	1 (2x) -- last, June 2, 2013 at Los Angeles (AL)
Longest Hitting Streak:	.9 -- April 6-15, 2012
Career Grand Slams (1):	June 14, 2012 at San Francisco (Barry Zito)

MARTINEZ CAREER FIELDING

YEAR	POSITION	PCT.	G	PO	A	E	TC	DP
2013	Outfield	.981	70	98	4	2	104	1
TOTALS	Outfield	.986	222	322	18	5	345	3

LEADOFF HR

PINCH-HIT HR

WALK-OFF HR

No.	Date	Opp.	Pitcher
none			

No.	Date	Opp.	Pitcher
none			

No.	Date	Opp.	Pitcher
none			

2014 HOUSTON ASTROS



COLLIN MCHUGH

31

Bats/Throws: Right/Right

Born: 6/19/87 in Naperville, IL

Opening Day Age: 26

Contract Status: Signed through 2014

Acquired: Claimed off waivers from Colorado on Dec. 18, 2013.

Height/Weight: 6-2/195

Resides: Atlanta, GA

ML Service: 0.097

RHP

MCHUGH

CAREER HIGHLIGHTS

- Six-year pro has pitched in 15 games in the Major Leagues across parts of the last two seasons with the Mets (2012-13) and Rockies (2013)...was picked up by the Astros on a waiver claim in December of 2013.
- Owns a 37-28 record and a 3.34 ERA (237ER/638.2IP) in 126 career minor league games (109 starts)...has struck out 623 batters as opposed to 194 walks (3.21 strikeout to walk ratio).
- Made a combined seven appearances (five starts) for the Rockies (4g) and Mets (3g) in 2013...spent the majority of the 2013 season in the minors with Triple A Colorado Springs (9g) and Double A Tulsa (2g) of the Rockies organization, and Triple A Las Vegas (9g) of the Mets organization...went 6-5 with a 3.42 ERA (43ER/113IP) and 100 strikeouts (27 walks) in 20 combined starts.
- Pitched in the Venezuelan Winter League this offseason for the Leones del Caracas...went 0-1 with a 3.20 ERA (7ER/19.2IP) and 20 strikeouts in four starts with the club.
- Tossed 7.0 scoreless innings, striking out nine while allowing just two hits and one walk in his MLB debut on Aug. 23, 2012 vs. COL while with the Mets...became the third Mets pitcher ever to throw 7.0+ shutout innings in his Major League debut and the first since Masato Yoshii on April 5, 1998 vs. PIT (7.0IP, 0ER).
- His nine strikeouts in his MLB debut marked the second-most in Mets franchise history by a player in his first big league appearance...RHP Matt Harvey had 11 strikeouts on July 26, 2012...prior to McHugh, the last MLB player to throw 7.0+ scoreless innings with nine punchouts in his MLB debut was RHP Aaron Harang for Oakland on May 25, 2002 vs. TB...the last pitcher to do it while allowing two hits or less was Milwaukee's RHP Steve Woodard, who one-hit Toronto over 8.0 innings with 12 strikeouts on July 28, 1997.
- Ranked by *Baseball America* as the Mets No. 24 prospect in 2013.

2013: Made a total of seven appearances (five starts) for the Rockies (4g) and Mets (3g), going 0-4 with a 10.04 ERA (29ER/26IP)...began the season at Triple A Las Vegas in the Mets organization before getting recalled to New York on May 14...made three appearances in the Majors until he was optioned back to Triple A on June 8...traded to the Colorado Rockies on June 18 in exchange for OF Eric Young Jr...made two starts at Double A Tulsa before moving up to Triple A Colorado Springs on July 7...recalled to the Majors on July 27 and made one start before getting optioned back to Triple A on July 28...brought back to the Majors as a September call-up on Sept. 3 where he stayed for the remainder of the season...in the minors, went 6-5 with a

★ NOTES

- last name is pronounced: mik-hyoo.
- Graduated from Providence Christian Academy (Lilburn, GA) in 2005...went on to attend Berry College (Mount Berry, GA) from 2006-08, where he went 13-9 with five saves over his career.
- Was selected by the Mets in the 18th round of the 2008 draft...signed by Mets scout Marlin McPhail.
- Became the first player in Berry College history to reach the Major Leagues.
- **IN THE COMMUNITY:** Has worked for and partnered with Boosterthon during the offseason for the last five years...Boosterthon specializes in elementary and middle school fundraising throughout the country.
- Has been writing for his blog "A Day Older, a Day Wiser" since 2008...his blog entries have been featured on ESPNNewYork.com.
- Plays the guitar and the ukulele...his song of choice for karaoke is "This Is How We Do It" by Montell Jordan.
- His wife, Ashley Buzzy McHugh, is a graphic designer and has been running her own company, Ashley Buzzy McHugh Design, since 2010.
- Claimed off waivers from Colorado on Dec. 18, 2013...originally added to a 40-man roster by the Mets on Aug. 23, 2012...attended his first big league Spring Training camp in 2013 with the Mets...signed to a one-year contract that runs through the 2014 season.

2014 HOUSTON ASTROS

3.42 ERA (43ER/113IP) and 100 strikeouts (27 walks) in 20 combined starts between Triple A Colorado Springs (9g), Triple A Las Vegas (9g) and Double A Tulsa (2g)...pitched in the Venezuelan Winter League during the offseason for the Leones del Caracas...went 0-1 with a 3.20 ERA (7ER/19.2IP) and 20 strikeouts in four starts with the club...prior to the season, was named the No. 24 prospect in the Mets system by *Baseball America*...was claimed by the Astros off waivers on Dec. 18.

2012: Made eight appearances (four starts) in what was the first action of his Major League career...tossed 7.0 scoreless innings, striking out nine while allowing just two hits and one walk in his MLB debut on Aug. 23 vs. COL...became the third Mets pitcher ever to throw 7.0+ shutout innings in his Major League debut and the first since Masato Yoshii on April 5, 1998 vs. PIT (7.0IP, 0ER)...his nine strikeouts in his MLB debut marked the second-most in Mets franchise history by a player in his first big league appearance...RHP Matt Harvey had 11 strikeouts on July 26, 2012...prior to McHugh, the last MLB player to throw 7.0+ scoreless innings with nine punchouts in his MLB debut was RHP Aaron Harang for Oakland on May 25, 2002 vs. TB...the last pitcher to do it while allowing two hits or less was Milwaukee's RHP Steve Woodard, who one-hit Toronto over 8.0 innings with 12 strikeouts on July 28, 1997...began the season with Double A Binghamton before heading to Triple A Buffalo on June 15...was selected to the Major League roster on Aug. 23...and remained in the big leagues through the end of the season...in 25 combined starts between Buffalo (13g) and Binghamton (12g), went 7-9 with a 2.91 ERA (48ER/148.1IP) and 135 strikeouts...went at least 5.0 innings in all but one of his starts with Binghamton, including seven quality starts...named the Triple A International League Pitcher of the Week on Aug. 20.

MINOR LEAGUES:

2011: Split the season between Double A Binghamton (18g) and Class A Advanced St. Lucie (9g)...went 9-4 with a 3.84 ERA (55ER/129IP) and 139 strikeouts between the two clubs...started the season with St. Lucie before making his debut with Binghamton on May 31...combined to win a career-high nine games...threw a five-hit complete game to close out the season on Sept. 1 at Erie...struck out 11 and allowed one run in the 2-1 victory...struck out more than a batter per inning (100 SO/93.1IP) with Binghamton...pitched for Peoria in the Arizona Fall League during the offseason...went 2-3 with a 6.91 ERA (21ER/27.1IP) and 24 strikeouts in eight appearances (seven starts)...**2010:** Spent the entire season with Class A Savannah...started the season in the rotation, moved to the bullpen and then reclaimed a starting spot on June 1...made one relief appearance after that date...won his last four decisions of the season, including 5.0 shutout innings of one-hit ball in his final start of the year on Sept. 6...**2009:** Threw the only complete-game shutout of his career (July 17 vs. Auburn) while spending the entire season with Class A Short Season Brooklyn...**2008:** Made his professional debut with Rookie Level Kingsport.

PERSONAL:

Collin and his wife Ashley reside in Atlanta, GA.

COLLIN ALEXANDER MCHUGH

Year	Team	W	L	ERA	G	GS	CG	SHO	SV	IP	H	R	ER	HR	HB	BB	SO	WP	BK	AVG
2008	Kingsport (R)	0	0	4.17	12	8	0	0	1	41.0	47	25	19	5	1	16	41	1	1	.285
2009	Brooklyn (A)	8	2	2.76	14	14	1	1	0	75.0	61	25	23	1	5	21	79	3	0	.219
2010	Savannah (A)	7	8	3.33	28	20	0	0	1	132.1	139	65	49	7	12	38	129	5	2	.268
2011	St. Lucie (A)	1	2	6.31	9	6	0	0	1	35.2	47	27	25	3	1	14	39	2	2	.318
	Binghamton (AA)	8	2	2.89	18	16	1	0	2	93.1	78	32	30	2	8	32	100	7	0	.223
2012	Binghamton (AA)	5	5	2.41	12	12	0	0	0	74.2	63	21	20	4	5	17	65	6	0	.228
	Buffalo (AAA)	2	4	3.42	13	13	0	0	0	73.2	60	32	28	8	2	29	70	2	0	.216
	NEW YORK (NL)	0	4	7.59	8	4	0	0	0	21.1	27	21	18	5	2	8	17	0	0	.314
2013	Las Vegas (AAA)	3	2	2.87	9	9	0	0	0	53.1	57	21	17	3	4	13	41	3	1	.277
	NEW YORK (NL)	0	1	10.29	3	1	0	0	0	7.0	12	8	2	0	3	3	0	0	0	.400
	Tulsa (AA)	1	1	1.38	2	2	0	0	0	13.0	9	2	2	1	0	0	12	0	0	.205
	Colorado Springs (AAA)	2	2	4.63	9	9	0	0	0	46.2	52	25	24	2	3	14	47	1	0	.277
	COLORADO	0	3	9.95	4	4	0	0	0	19.0	33	21	21	4	0	2	8	0	0	.384
MINOR LEAGUE TOTALS		37	28	3.34	126	109	2	1	5	638.2	613	275	237	36	41	194	623	30	6	.250
MAJOR LEAGUE TOTALS		0	8	8.94	15	9	0	0	0	47.1	72	50	47	11	2	13	28	0	0	.356

MCHUGH CAREER TRANSACTIONS

- Selected by New York (NL) in the 18th round of the June 2008 draft.
- Traded from New York (NL) to Colorado in exchange for Eric Young Jr. on June 18, 2013.
- Claimed off waivers by Houston from Colorado on Dec. 18, 2013.

2014 HOUSTON ASTROS

MCHUGH GAME HIGHS

Longest Winning Streak:none
Longest Losing Streak:8 -- Sept. 3, 2012-present
Strikeouts:9 -- Aug. 23, 2012 vs. Colorado
Walks:3 (2x) -- last, June 1, 2013 at Miami
Innings (starter):7.0 -- Aug. 23, 2012 vs. Colorado
Innings (relief):3.0 -- Sept. 20, 2012 vs. Philadelphia
Low-Hit Game (CG):none



JONATHAN MEYER 81

Bats/Throws: Right/Right

Born: 11/1/90 in Simi Valley, CA

Opening Day Age: 23

Contract Status: Signed through 2014

Acquired: Selected in the third round (supplemental) of the June 2009 draft.

Height/Weight: 6-1/230

Resides: Simi Valley, CA

ML Service: 0.000

NON-ROSTER INVITEE

IF

CAREER HIGHLIGHTS

- Third baseman enters his sixth season in the Astros organization...has played 550 games at third base in his minor league career (just one game each at shortstop and first base).
- Known for his defensive abilities, owns a .942 career fielding percentage (95E/1643TC) while playing third base...led all California League third basemen in fielding percentage in both 2011 and 2012, and finished second among Texas League third basemen in the category in 2013.
- Has performed well against left-handed pitchers throughout his career...has hit .290 (163x563) in his career against southpaws, and has posted a .306 (158x516) average against them since his first year with a full season club (2010)...hit .343 (36x105) off lefties at Double A in 2013.
- Spent the entire 2013 season at Double A and earned Texas League Postseason All-Star honors after hitting .260 (126x484) with 24 doubles, 15 homers and 68 RBI in 129 games...in 123 games at third base, posted a .957 fielding percentage (17E/391TC)...led all Texas League third basemen in total chances, assists (293) and tied for the league lead in double plays (28)...ranked second among the league's third basemen in fielding percentage.
- Played in the Arizona Fall League during the 2013 offseason and hit .286 (14x49) with three doubles, one homer, seven RBI and a .340 on-base percentage...was nominated for the Arizona Fall League's Darnell Stenson Sportsmanship Award.
- Has racked up a number of the Astros player development awards...2013 Corpus Christi June Player of the Month...2012 Lancaster Defensive Player of the Month (April, May)...2011 Lancaster Defensive Player of the Month (April, June)...2010 Lexington Defensive Player of the Month (July, August).
- Named an MiLB.com Organizational All-Star in 2011...ranked by *Baseball America* as the Astros No. 18 prospect in 2010...ranked by *BA* as the No. 18 prospect in the Appalachian League in 2009.

★ NOTES

- Graduated from Simi Valley High School (California) in 2009 where he hit .390 with 34 RBI during his senior season...led his team to a CIF title in 2008 after hitting .387 with nine homers, 43 RBI and an .802 slugging percentage...named the 2008 Ventura County Star and Daily News Player of the Year.
- Was selected by the Astros in the supplemental third round of the June 2009 draft...was signed by Astros scout Tim Costic.
- Was nominated for the Arizona Fall League's 2013 Darnell Stenson Sportsmanship Award, which is given to a player who exemplifies Stenson's qualities of unselfishness, hard work and leadership...Red Sox prospect Garin Cecchini won the award...Meyer was one of six nominees for the award which was created in honor of Stenson, who was murdered while playing in the AFL after the 2003 season.
- Is signed to a minor league contract for the 2014 season...invited to his first ever Major League Spring Training on Jan. 14, 2014.

MEYER

2014 HOUSTON ASTROS

MINOR LEAGUES:

2013: Spent the entire year at Double A Corpus Christi where he was named a Texas League Postseason All-Star...in 123 games at third base, posted a .957 fielding percentage (17E/391TC)...led all Texas League third basemen in total chances, assists (293) and tied for the league lead in double plays (28)...ranked second among the league's third basemen in fielding percentage...hit .343 (36x105) off lefties...named Corpus Christi's June Player of the Month...tied for the club lead with two four-hit games (May 13 vs. San Antonio, Aug. 29 at Frisco)...led the club with three last at-bat wins...on Aug. 2 vs. Midland, hit a walk-off, three-run homer in the 10th inning to give the Hooks a 7-5 victory...hit another walk-off homer, a solo shot in the 9th inning on Aug. 10 vs. Arkansas to give the Hooks a 3-2 win...went back-to-back as Erik Castro homered right before him in that game...had the Hooks longest hitting streak of the season, a 14-gamer from May 27-June 10...played in the Arizona Fall League during the 2013 offseason and hit .286 (14x49) with three doubles, one homer, seven RBI and a .340 on-base percentage...was nominated for the Arizona Fall League's Darnell Stenson Sportsmanship Award, which is given to a player who exemplifies Stenson's qualities of unselfishness, hard work and leadership...Red Sox prospect Garin Cecchini won the award...Meyer was one of six nominees for the award which was created in honor of Stenson, who was murdered while playing in the AFL after the 2003 season...**2012:** Spent the entire season with Class A Advanced Lancaster and won two of the club's Defensive Player of the Month awards (April, May)...led California League third basemen in fielding percentage (.954), double plays (24), total chances (369) and putouts (102)...posted a career high 137 hits...helped push the JetHawks to the California League Championship title by hitting .343 with two homers, 10 RBI and a 1.039 OPS in 10 playoff games...**2011:** Played at Class A Advanced Lancaster for the whole season...led all California League third basemen in fielding percentage (.953), putouts (88), assists (240) and double plays (29)...named an MiLB.com Organizational All-Star...named Lancaster's Defensive Player of the Month in April and June...**2010:** In his first year with a full-season club, played in 121 games with Class A Lexington...named the club's Defensive Player of the Month in both July and August...led South Atlantic League third basemen with 89 putouts...entered the year ranked by *Baseball America* as the Astros No. 18 prospect...**2009:** Led all Appalachian League third basemen in total chances (201) and putouts (55)...ranked by *Baseball America* as the No. 18 prospect in the Appalachian League.

JONATHAN EDWARD MEYER

Year	Team	AVG	G	AB	R	H	2B	3B	HR	RBI	BB	SO	SB	CS	OBP	SLG	SF	SH	HB	E
2009	Greenville (R)	.190	62	221	27	42	9	3	3	27	36	69	1	0	.301	.299	2	0	0	16
2010	Lexington (A)	.245	121	461	45	113	25	1	2	49	37	108	4	7	.304	.317	2	4	3	29
2011	Lancaster (A)	.264	130	484	65	128	23	0	14	72	59	125	1	5	.343	.399	6	1	2	17
2012	Lancaster (A)	.272	129	504	78	137	24	2	8	57	31	101	4	3	.315	.375	4	1	3	17
2013	Corpus Christi (AA)	.260	129	484	61	126	24	0	15	68	41	109	3	3	.318	.403	7	0	3	17
MINOR LEAGUE TOTALS		.253	571	2154	276	546	105	6	42	273	204	512	13	18	.318	.366	21	6	11	96

MEYER CAREER TRANSACTIONS

- Selected by the Astros in the third round (supplemental) of the June 2009 draft.

2014 HOUSTON ASTROS



PETER MOYLAN

58

Bats/Throws: Right/Right

Born: 12/2/78 in Lesmurdie, AUS

Opening Day Age: 35

Contract Status: Signed through 2014

Acquired: Signed to a minor league contract on Jan. 14, 2014.

Height/Weight: 6-2/225

Resides: Duluth, GA

ML Service: 5.153

NON-ROSTER INVITEE

RHP

MOYLAN

CAREER HIGHLIGHTS

- Side-arming right-handed reliever has pitched in 309 Major League games over parts of the last eight seasons with the Dodgers (2013) and Braves (2006-12)...owns a career 21-9 record with four saves and a 2.80 ERA (86ER/276IP)...has held opponents to a .243 (244x1004) average during his career, including a .219 (144x659) mark against righties.
- Ranks sixth among all active pitchers with a 72.2 career ground ball percentage (min. 250 innings)...ranks 10th among active relievers in career ERA (min. 250 innings).
- Was one of the most effective relievers in the National League from 2007-2010...during those four years, he led all NL relievers with a 2.44 ERA (63ER/232.1IP) and ranked sixth with a .228 opponent's batting average (min. 200 innings)...finished tied for fifth in wins (17) and 10th in appearances (259) over that span despite missing most of the 2008 season with a right elbow strain.
- Was a non-roster invitee to Dodgers Spring Training in 2013 and had two stints with the Major League club in which he pitched a total of 14 games...struck out 45 and posted a 2.74 ERA (14ER/46IP) in 38 games at Triple A Albuquerque.
- Ranked second in the Majors in appearances in both 2010 (85g) and 2009 (87g)...his 172 games from 2009-10 were second-most among all Major League relievers during that span behind only Pedro Feliciano (180g).
- Pitched 102.1 consecutive homerless innings over 123 games for Atlanta from March 30, 2008-June 9, 2010...that 123-game homerless streak ranks sixth all-time in Major League history...did not allow a home run during the 2009 season, which according to the Elias Sports Bureau established an MLB record for the most games pitched in a season without allowing a homer (87g).

2013: Pitched in 14 Major League games across two stints with the Dodgers after starting the season as a non-roster invitee at Spring Training...began the season at Triple A Albuquerque before getting selected to the Major League roster on May 31...optioned back to Triple A on June 29...recalled to Los Angeles again on Sept. 1 where he remained through the end of the regular season...did not make the postseason roster...struck out 45 and posted a 2.74 ERA (14ER/46IP) in 38 games at Triple A.

2012: Made eight appearances with Atlanta as a September call-up, allowing one earned run in 5.0 innings...held opposing hitters to a .167 average (3x18) including a .125 mark (2x16) against right-handers...worked his way back from shoulder surgery that was performed on Oct. 3, 2011...did not make his first appearance of the season until June 30 while with the Rookie Level GCL Braves...pitched at four levels of Atlanta's minor league system (Rookie, Class A, Double A, Triple A) during his rehab, compiling a 6.35 ERA in 22.2 innings

★ NOTES

- Originally signed with Minnesota as a minor league free agent on Jan. 28, 1996...signed by Twins scout Howard Norsetter.
- Was released by Minnesota after the 1997 season and returned to Australia where he worked as a pharmaceutical salesman...spent eight years away from baseball in America before beginning a comeback in the winter of 2005 when he dropped down to a sidearm motion and gained 10 MPH on his fastball...made the Australian World Baseball Classic team and pitched in one game during the 2006 WBC, striking out Bobby Abreu, Marco Scutaro and Magglio Ordonez...signed with Atlanta immediately after the WBC on March 10, 2006.
- Originally added to a 40-man roster after getting selected by Atlanta on April 11, 2006...signed by the Astros to a minor league contract with an invite to Spring Training on Jan. 14, 2014.
- With the addition of Moylan, the Astros have had an Australian-born pitcher in each of the last three years...Travis Blackley (2012), Ryan Rowland-Smith (was an NRI 2011 but did not pitch in the Majors) were the others...Blackley is the only Australian-born pitcher to ever appear in a game for the Astros.

2014 HOUSTON ASTROS

pitched over 21 games (three starts).

2011: Missed the majority of the season due to back surgery and later shoulder surgery, which delayed the start of his 2012 campaign...pitched in 13 games with Atlanta, going 2-1 with a 3.24 ERA (3ER/8.1IP)...began the year with Atlanta before suffering a lower back strain...was placed on the 15-day DL on April 15 and had surgery to repair a bulging disc on May 17...transferred to the 60-day DL and was activated on Sept. 4...suffered a torn right labrum and rotator cuff that landed him on the DL from Sept. 28 through the end of the season...had surgery on Oct. 3...in six rehab appearances with Triple A Gwinnett, allowed one earned run on five hits while striking out 10 batters in 6.0 innings.

2010: Tied for second in the Majors with 85 appearances...his 172 games from 2009-10 were second-most among all Major League relievers during that span behind only Pedro Feliciano (180g)...allowed an inside-the-park homer on June 9 at ARI to Gerardo Parra when outfielders Nate McLouth and Jason Heyward collided...snapped his streak of consecutive homerless games at 123 dating back to March 30, 2008...that 123-game homerless streak ranks sixth all-time in Major League history and ranked fourth all-time until Javier Lopez (136g) and Brad Ziegler (163g) surpassed him in 2012...his first "over-the-fence" homer of the year came on June 29 vs. WSH...ranked sixth among Major League relievers in groundball percentage (75.9%)...matched his career high in wins after capturing his sixth victory of the season on Sept. 10 vs. STL...inherited a Major League-leading 68 runners.

2009: Pitched in 87 games, which ranked second in the Majors...did not allow a home run, which according to the Elias Sports Bureau established an MLB record for the most games pitched in a season without allowing a homer...became the first Brave with two 80-appearance seasons (also had 80 in 2007)...ranked sixth among Major League relievers in groundball percentage (75.3%)...recorded wins in five consecutive decisions to end the year, dating back to June 30...tossed 14.1 scoreless innings from July 24-Aug. 26.

2008: After appearing in just seven games, was placed on the Disabled List (right elbow strain) from April 12 through the end of the season...underwent successful Tommy John surgery performed by Dr. James Andrews in Birmingham, AL on May 8 due to a bone spur that had broken off and compromised the elbow ligament...at the time of his surgery, was tied for second in the Majors with four holds.

2007: Led all MLB rookies (min. 80 IP) with a 1.80 ERA, 80 appearances and a .208 (65x313) opponents' batting average...started the season at Triple A Richmond before getting recalled on April 14...ranked seventh in the NL in appearances...posted a 0.91 ERA (5ER/49.2IP) on the road...notched his first career save on April 27 at COL in a 9-7 win...earned his first career win on April 25 at FLA after allowing one hit in 3.0 scoreless innings of relief.

2006: Returned to American baseball for the first time since 1997 when he was with the Twins organization...dropped down to a sidearm motion during the offseason and added nearly 10 miles per hour to his fastball...was a surprise pick for the Australian World Baseball Classic squad following his performance in the February Claxton Shield tournament...struck out four batters, including Bobby Abreu, Marco Scutaro and Magglio Ordonez, against Venezuela in his only WBC outing...signed a minor league deal with the Braves following the WBC on March 10...selected to the Major League roster on April 11 and made his MLB debut on April 12 vs. PHI, tossing a scoreless inning of relief...became the 23rd Australian-born player to appear in the Majors...optioned to Richmond on April 22...was called up again on May 3, pitched in six games, and then returned to Triple A on May 19...had a third stint in the Majors from July 15-19, and a fourth from Sept. 3 through the end of the season.

MINOR LEAGUES:

1997: Played the entire season with the GCL Twins and didn't allow a homer in 40.0 innings...**1996:** Began his professional career in the Twins organization at the Rookie Level GCL Twins.

PERSONAL:

Peter and his wife Mandy reside in Duluth, GA with their daughters Montana and Matisse.

2014 HOUSTON ASTROS

PETER MICHAEL MOYLAN

Year	Team	W	L	ERA	G	GS	CG	SHO	SV	IP	H	R	ER	HR	HB	BB	SO	WP	BK	AVG
1996	GCL Twins (R)	1	1	4.08	13	0	0	0	1	28.2	34	16	13	3	3	9	16	4	0	.301
1997	GCL Twins (R)	4	2	4.05	12	7	0	0	0	40.0	46	21	18	0	4	10	40	3	0	.282
1998									DNP											
1999									DNP											
2000									DNP											
2001									DNP											
2002									DNP											
2003									DNP											
2004									DNP											
2005									DNP											
2006	Gwinnett (AAA)	1	7	6.35	35	0	0	0	1	56.2	61	43	40	4	8	38	54	6	0	.272
	ATLANTA	0	0	4.80	15	0	0	0	0	15.0	18	8	8	1	0	5	14	0	0	.290
2007	Gwinnett (AAA)	0	0	0.00	2	0	0	0	1	2.0	0	0	0	0	0	1	3	0	0	.000
	ATLANTA	5	3	1.80	80	0	0	0	1	90.0	65	27	18	6	7	31	63	2	0	.208
2008	ATLANTA	0	1	1.59	7	0	0	0	1	5.2	5	1	1	1	1	1	5	0	0	.217
2009	ATLANTA	6	2	2.84	87	0	0	0	0	73.0	65	29	23	0	2	35	61	1	0	.245
2010	ATLANTA	6	2	2.97	85	0	0	0	1	63.2	53	24	21	5	2	37	52	3	0	.236
2011	ATLANTA	2	1	3.24	13	0	0	0	0	8.1	12	3	3	0	0	3	10	0	0	.343
	Gwinnett (AAA)#	0	1	0.00	6	1	0	0	0	6.0	5	1	0	0	0	4	10	1	0	.200
2012	GCL Braves (R)	0	0	7.71	4	3	0	0	0	4.2	4	4	4	1	1	1	4	0	0	.250
	Rome (A)	0	1	9.00	4	0	0	0	0	4.0	5	4	4	0	1	2	3	0	0	.312
	Mississippi (AA)	1	0	0.00	1	0	0	0	0	1.1	0	0	0	0	0	0	1	1	0	.000
	Gwinnett (AAA)	0	0	5.68	12	0	0	0	0	12.2	18	8	8	0	0	5	13	0	0	.327
	ATLANTA	1	0	1.80	8	0	0	0	1	5.0	3	3	1	1	0	2	2	1	0	.167
2013	Albuquerque (AAA)	4	1	2.74	38	0	0	0	4	46.0	38	14	14	1	2	20	45	0	1	.236
	LOS ANGELES (NL)	1	0	6.46	14	0	0	0	0	15.1	23	11	11	3	0	7	6	0	0	.365
MINOR LEAGUE TOTALS		11	13	4.50	127	11	0	0	7	202.0	211	111	101	9	19	90	189	15	1	.269
MAJOR LEAGUE TOTALS		21	9	2.80	309	0	0	0	4	276.0	244	106	86	17	12	121	213	7	0	.243

- Rehab assignment

DIVISION SERIES RECORD

Year	Club	Opp	W	L	ERA	G	GS	CG	SHO	SV	IP	H	R	ER	HR	HB	BB	SO	WP	BK	AVG
2010	ATL/SF		0	0	0.00	4	0	0	0	0	1.0	1	0	0	0	0	0	1	0	0	.167

MOYLAN CAREER TRANSACTIONS


- Signed by Minnesota as a minor league free agent on Jan. 28, 1996.
- Signed by Atlanta as a minor league free agent on March 10, 2006.
- On Disabled List, April 12-Nov. 3, 2008 (right elbow strain).
- On Disabled List, April 15-Sept. 4, 2011 (lower back surgery).
- On Disabled List, Sept. 28-Oct. 31, 2011 (torn right labrum and rotator cuff).
- Signed by Atlanta as a minor league free agent on Jan. 17, 2012.
- Signed by Los Angeles (NL) as a minor league free agent on Jan. 15, 2013.
- Signed by Houston as a minor league free agent on Jan. 14, 2014.

MOYLAN GAME HIGHS

Longest Winning Streak:7 -- June 30, 2009-May 27, 2010
 Longest Losing Streak:2 (2x) -- last, March 30, 2008-April 15, 2009
 Strikeouts:4 (3x) -- last, Sept. 27, 2009 at Washington
 Walks:4 -- Aug. 6, 2010 vs. San Francisco
 Innings (starter):none
 Innings (relief):3.0 (3x) -- last, June 9, 2007 vs. Chicago (NL)
 Low-Hit Game (CG):none

MOYLAN

2014 HOUSTON ASTROS



BRETT OBERHOLTZER 39

Bats/Throws: Left/Left
Born: 7/1/89 in Christiana, DE
Opening Day Age: 24

Height/Weight: 6-1/226
Resides: St. Georges, DE
ML Service: 0.079

Contract Status: Signed through 2014

Acquired: From Atlanta along with RHP Juan Abreu, RHP Paul Clemens and OF Jordan Schafer in exchange for OF Michael Bourn on July 31, 2011.

LHP

CAREER HIGHLIGHTS

- Left-handed starter ascended to the Major Leagues in 2013 and made 13 appearances for Houston en route to getting named the Astros Pitcher of the Year by the Houston Chapter of the Baseball Writers Association of America.
- Was dominant as a starter in 2013, posting a 4-5 record and a 2.24 ERA (16ER/64.1IP) in 10 starts for the Astros...after joining Houston's rotation on July 31, his 2.24 ERA ranked second in the American League behind Ubaldo Jimenez (1.92).
- Showed excellent control in Houston, posting a 1.82 walks per 9.0 innings ratio (13BB/64.1IP) as a starter, which ranked fifth in the AL after his move to the rotation on July 31...allowed two walks or less in each of his first eight MLB starts (July 31-Sept. 14), which tied a franchise record...the other pitchers to do so were Chris Sampson (2006-07), Tom Dixon (1977-78), Ken Forsch (1970-71) and Don Wilson (1967).
- Became the first Astros rookie to throw two complete games in the same season since Roy Oswalt in 2001 (3 CG)...the last Astro to throw two complete games in a season was Brett Myers in 2011.
- Along with RHP Jarrod Cosart (2013) and RHP Taylor Buchholz (2006), became the third player in franchise history to record a quality start in each of his first four MLB starts (July 31-Aug. 18)...allowed just two total runs in the first three MLB starts of his career (July 13-Aug. 12)...became the first Astros pitcher since Randy Niemann in 1979 to go 6.2+ innings while allowing two runs or less in each of his first three career starts...the last MLB pitcher to do this was Jose Contreras in 2003.
- Made his MLB debut in relief on April 21 vs. CLE (2ER/2IP)...did not issue a walk through his first four appearances (16IP), which ranks as the second-longest streak in Astros history...Dave Veres began his career with 16.2 consecutive innings without a walk in 1994.
- On July 31 at BAL, made his first MLB start and earned the win after going 7.0 shutout innings in the Astros 11-0 victory...became the first pitcher in Astros history to go 7.0-or-more shutout innings without allowing a walk in their first Major League start (Elias).
- Has pitched in parts of six minor league seasons...105 of his 119 appearances have been starts, including all 50 of his games as an Astros minor leaguer.
- The 2013 Spring Training season was his first in a Major League camp, although he did make one appearance for Houston in the Spring of 2012 as a minor league call-up (2IP, 0R, 1H, 1BB, 2K).
- Entered the 2012 season as the club's No. 7 prospect as named by *Baseball America*...named a Texas League All-Star before a midseason promotion to the Triple A level.
- Was the Braves No. 9 prospect according to *Baseball America* entering 2011...earned Double A Southern League All-Star honors that season.

★ NOTES

- Attended William Penn High School in New Castle, DE, where he was named a Louisville Slugger High School All-American entering his senior year...drafted by Seattle in the 47th round of the June 2007 draft but did not sign.
- Went on to attend Seminole CC (FL), where he went 5-3 with a 4.60 ERA in his freshman season...drafted by Atlanta in the eighth round of the June 2008 draft.
- Was drafted by Atlanta just one round after the club selected current Astro Paul Clemens...the two have played together in all but one of their six professional seasons (2009) as they both were acquired by Houston from Atlanta as part of the Michael Bourn deadline-day trade on July 31, 2011...at the time of the trade, both players were rooming together while with Double A Mississippi.
- Added to the Astros 40-man roster on Nov. 20, 2012...signed to a one-year contract for the 2014 season.

2013: Made 13 appearances for Houston, including 10 starts, in what was his rookie season...named the Astros

Pitcher of the Year by the Houston Chapter of the Baseball Writers Association of America...was dominant as a starter, posting a 4-5 record and a 2.24 ERA (16ER/64.1IP) in 10 starts...allowed a .237 opponent's batting average, including a reverse split against righties (.216)...had two complete games, becoming the first Astros rookie with two complete games in a season since Roy Oswalt in 2001 (3 CG)...the last Astro to throw two complete games in a season was Brett Myers in 2011...posted a 1.82 walks per 9.0 innings ratio (13BB/64.1IP) as a starter, which ranked fifth in the AL after his move to the rotation on July 31...among Astros rookies, his 3.46 strikeout to walk ratio ranked fourth all-time in franchise history for a single season (min. 50 IP)...ranked first by a left-handed rookie...was one of three Astros pitchers to make their first MLB start during the season (also, Clemens, Cosart)...the Astros finished their season with four rookie starters pitching well since July 12...over that time frame, Clemens, Cosart, Oberholtzer and Peacock combined for a 2.70 ERA (63ER/209.2IP) in their 35 starts in that span...spent his first Spring Training in Major League camp and made four appearances (3ER/7IP) before being optioned to minor league camp on March 12...had three stints with Houston, including a one-day recall on April 21...was also with the Astros from July 2-14 and from July 27 thru the end of the season...joined the Astros rotation on July 31 and since that date ranked second in the American League in ERA, trailing only Ubaldo Jimenez (1.92)...led all AL lefties in ERA since that date and ranked second in the Majors behind only Clayton Kershaw (1.51)...made his MLB debut in relief on April 21 vs. CLE (2ER/2IP)...did not issue a walk thru his first four appearances (16IP), which ranks as the second-longest streak in Astros history...Dave Veres began his career with 16.2 consecutive innings without a walk in 1994...on July 31 at BAL, made his first MLB start, earning the win after going 7.0 shutout innings in the Astros 11-0 victory...gave up three hits while striking out six with no walks...became the first pitcher in Astros history to go 7.0 or more shutout innings without allowing a walk in their first MLB start (Elias)...in his second career start on Aug. 5 vs. BOS, held the Red Sox scoreless over 7.0 frames, allowing just four hits...by doing so, became the first pitcher in franchise history to toss 7.0+ scoreless innings in each of his first two MLB starts...also became the first Astro to ever throw 7.0+ scoreless innings against the Red Sox franchise...allowed just two total runs in his first three career MLB starts (July 31-Aug. 12)...became the first Astros pitcher since Randy Niemann in 1979 to go at least 6.2 innings while allowing two or fewer runs in each of his first three career starts...the last MLB pitcher to do this was Jose Contreras, who went three straight while with the Yankees from May 30-Aug. 24, 2003...became the third player in franchise history to record a quality start in his first four MLB starts (July 31-Aug. 18)...the only other two are RHP Jarrod Cosart (2013) and RHP Taylor Buchholz (2006)...on Sept. 1 vs. SEA, tossed the Astros first shutout of the season...allowed just four hits (all singles) across his 9.0 shutout innings...struck out five and walked one on a career-high 113 pitches...at 24 years, 62 days, became the youngest Astros lefty to hurl a shutout since Mike Hampton on May 1, 1996 vs. ATL (23.235 years old)...threw 83 of his 113 pitches for strikes (73.5%)...marked the highest strike % in a complete game shutout by an Astro since Roy Oswalt posted a 76.9% mark on Sept. 11, 2008 vs PIT in a three-hit shutout...allowed two-or-fewer walks in his first eight career MLB starts (July 31-Sept. 14), which tied a franchise record...the other pitchers to do so were Chris Sampson (2006-07), Tom Dixon (1977-78), Ken Forsch (1970-71) and Don Wilson (1967)...was credited with his second complete game of the season in the Astros 2-1 loss on Sept. 20 at CLE, which was shortened due to rain in the 7th inning...went 6.0 innings, allowing two unearned runs on four hits...his 1.95 ERA in September ranked third in Astros history by a rookie...went 6-6 with a 4.37 ERA (39ER/80.1IP) in 16 starts at Triple A OKC...in his last 11 starts with the RedHawks (since May 10), went 5-3 with a 3.19 ERA (21ER/59.1IP) and 58 strikeouts...gave up just 19 walks over that span and a .220 (47x214) opponent's batting average...named the RedHawks Pitcher of the Month in May by the Astros...went 2-2 with a 2.42 ERA (7ER/26IP) in five starts in the month while holding opponents to a .198 average...was named the Pacific Coast League's Pitcher of the Week for the week of May 6-13 after earning a win on May 10 vs. Tacoma...allowed just one hit in 5.2 innings and struck out nine in the outing.

MINOR LEAGUES:

2012: Entered the season ranked by *Baseball America* as the Astros No. 7 prospect with the best slider in the Houston system...split his campaign between Double A Corpus Christi (13g) and Triple A Oklahoma City (15g), combining to go 10-10 with a 4.37 ERA (81ER/166.2IP) in 28 starts...began the year with Corpus Christi and was named a Texas League All-Star...bounced between the two levels before being promoted for the final time to OKC on June 21...named OKCs Pitcher of the Month in August after posting a 2.68 ERA (12ER/40.1IP) in six starts...added to the club's 40-man roster on Nov. 20...**2011:** Entered the season ranked as the Braves No. 9 prospect by *Baseball America*...spent the first four months of the season with Double A Mississippi and was named a Southern League All-Star...traded to Houston on July 31 as part of the Michael Bourn trade with Atlanta...assigned to Corpus Christi following the trade and made six starts for the Hooks...combined to go 11-12 with a 4.01 ERA (69ER/155IP) in his 27 starts on the season...**2010:** Split his season between Class A Rome (4g) and Class A Myrtle Beach (22g) posting a 6-8 record and a 3.78 ERA (57ER/135.2IP) in 26 games, including 22 starts...began the year at Rome, making four starts before a promotion to Myrtle Beach...named the Braves Pitcher of the Month in August after going 2-2 with a 3.97 ERA (15ER/34IP)...finished that month with a win at Wilmington after tossing 8.2 innings, allowing seven hits and one earned run...tossed 109 pitches that games, including 93 strikes...**2009:** Posted a 2.01 ERA in 12 starts with Danville, including one complete game...his ERA was the second-lowest among all Braves minor leaguers...allowed just a .191 opponent's batting average...**2008:** Made his professional debut with the GCL Braves, making 10 relief appearances.

2014 HOUSTON ASTROS

BRETT R. OBERHOLTZER

Year	Team	W	L	ERA	G	GS	CGSHO	SV	IP	H	R	ER	HR	HB	BB	SO	WP	BK	AVG	
2008	GCL Braves (R)	4	1	2.89	10	0	0	0	37.1	34	16	12	1	2	10	32	4	0	.241	
2009	Danville (R)	6	2	2.01	12	12	1	0	67.0	46	17	15	1	2	6	56	6	1	.191	
2010	Rome (A)	0	2	1.96	4	4	0	0	23.0	22	7	5	1	1	5	19	2	0	.262	
	Myrtle Beach (A)	6	6	4.15	22	18	0	0	112.2	123	59	52	7	4	18	107	6	0	.279	
2011	Mississippi (AA)	9	9	3.74	21	21	1	0	127.2	119	65	53	6	1	42	93	5	0	.249	
	Corpus Christi (AA)	2	3	5.27	6	6	0	0	27.1	28	16	16	3	1	10	28	2	0	.267	
2012	Corpus Christi (AA)	5	3	4.21	13	13	0	0	77.0	81	41	36	11	1	21	68	4	0	.267	
	Oklahoma City (AAA)	5	7	4.52	15	15	0	0	89.2	105	48	45	13	2	19	69	3	0	.292	
2013	Oklahoma City (AAA)	6	6	4.37	16	16	0	0	80.1	77	48	39	9	2	25	72	4	0	.252	
	HOUSTON	4	5	2.76	13	10	2	1	0	71.2	66	26	22	7	1	13	45	0	.237	
MINOR LEAGUE TOTALS		43	39	3.83	119	105	2	0	2	642.0	635	317	273	52	16	156	544	36	1	.258
MAJOR LEAGUE TOTALS		4	5	2.76	13	10	2	1	0	71.2	66	26	22	7	1	13	45	0	0	.237

OBERHOLTZER CAREER TRANSACTIONS

- Selected by Atlanta in the eighth round of the June 2008 draft.
- Acquired by Houston from Atlanta along with RHP Juan Abreu, RHP Paul Clemens and OF Jordan Schafer in exchange for OF Michael Bourn on July 31, 2011.

OBERHOLTZER GAME HIGHS

Longest Winning Streak: 2 (2x) -- last, Aug. 18-Sept. 1, 2013
Longest Losing Streak: 4 -- Sept. 7, 2013-present
Strikeouts: 6 (2x) -- last, Aug. 12, 2013 vs. Texas
Walks: 3 -- Sept. 20, 2013 at Cleveland
Innings (starter): 9.0 -- Sept. 1, 2013 vs. Seattle
Innings (relief): 3.1 -- July 5, 2013 at Texas
Low-Hit Game (CG): 4 -- Sept. 1, 2013 vs. Seattle

2014 HOUSTON ASTROS



RUDY OWENS

99

Bats/Throws: Left/Left
Born: 12/18/87 in Mesa, AZ
Opening Day Age: 26

Height/Weight: 6-3/241
Resides: Mesa, AZ
ML Service: 0.000

Contract Status: Signed through 2014
Acquired: From Pittsburgh along with LHP Colton Cain and OF Robbie Grossman in exchange for LHP Wandy Rodriguez on July 24, 2012.

LHP

OWENS

CAREER HIGHLIGHTS

- Left-handed starter is entering his second full season in Houston's organization after being acquired by the club in July of 2012...made four appearances at Triple A in 2013 (0-3, 3.71 ERA) but missed the majority of the season due to a stress fracture in his left foot.
- Has gone 46-36 with a 3.45 ERA (248ER/646.1IP) and 499 strikeouts in 124 career minor league games (119 starts)...as a reliever, owns a 1-1 record with a 3.24 ERA (6ER/16.2IP) in five appearances.
- Has limited left-handed hitters to a .240 (167x697) batting average in his minor league career.
- Pitched well for the Gigantes del Cibao in the Dominican Winter League during the offseason...went 3-2 with a 2.68 ERA (16ER/53.2IP) in 10 starts...struck out 49 batters and walked 16, allowing a .191 (37x194) opponent's batting average...led the league in innings pitched, strikeouts and WHIP (0.99), and ranked sixth in ERA.
- Named an International League Midseason All-Star in 2012 while pitching for Triple A Indianapolis in Pittsburgh's system.
- Was the Pirates No. 7 prospect entering the 2011 season as ranked by *Baseball America*.
- Named Pittsburgh's Minor League Pitcher of the Year for the second straight season in 2010 while with Double A Altoona...led the Eastern League in ERA and was named to the Eastern League's Midseason and Postseason All-Star Teams.
- Named by *Baseball America* as the Pirates No. 9 prospect, and as having the organizations best control prior to the 2010 season.
- Was named Pittsburgh's Minor League Pitcher of the Year in 2009 while pitching for Class A West Virginia and Class A Lynchburg...was also named to the South Atlantic League Midseason and Postseason All-Star Teams...was a member of Topps Class A All-Star Team and named Most Outstanding Pitcher in the SAL...put together a streak of 32 consecutive scoreless innings while pitching for West Virginia...captured Pitcher of the Week honors three times during the season.

★ NOTES

- Is a 2006 graduate of Mesa (AZ) High School, where he posted a 0.86 ERA and 86 strikeouts in 55.0 innings during his senior season...whiffed 215 batters over 155 innings during his high school career, garnering the Southeast Valley's Best Pitcher award.
- After high school, attended Chandler-Gilbert Community College in Arizona for one season and went 7-0 with a 1.08 ERA and 58 K's in 50 innings...was named First-Team All-ACCAC (Arizona Community College Athletic Conference)...drafted after one year of collegiate ball by Pittsburgh in the 28th round of the June 2006 draft...signed by Pirates scout Ted Williams.
- Is an avid outdoorsman, as he enjoys hunting, fishing and camping...once took down an alligator...recently picked up cross-stitching as an offseason hobby after his mother taught him the skill a few years ago.
- Sported a perm in 2010 when he won the Pirates Minor League Pitcher of the Year award and helped Double A Altoona to the Eastern League Championship...the following season, Altoona honored Rudy with a "Rudy Owens Perm Hat" giveaway on Aug. 5, 2011.
- Originally added to a Major League 40-man roster by Pittsburgh on Nov. 18, 2011...acquired by Houston from Pittsburgh as part of the Wandy Rodriguez trade on July 24, 2012...signed to a one-year contract by Houston for the 2014 season.

MINOR LEAGUES:

2013: Made four appearances at Triple A Oklahoma City, going 0-3 with a 3.71 ERA (7ER/17IP)...missed the majority of the season due to a stress fracture in his left foot...**2012:** For the second consecutive season, pitched the entire year at the Triple A level...began the season with Indianapolis and went 8-5 with a 3.14 ERA, earning International League Midseason All-Star honors...finished the season ranking sixth in the IL in ERA...traded to Houston on July 24 as part of the return in the Wandy Rodriguez trade...assigned to Triple

2014 HOUSTON ASTROS

A OKC and went 2-3 with a 4.34 ERA in eight starts...combined to go 10-8 with a 3.48 ERA (63ER/163IP) in 27 starts at the Triple A level in 2012...**2011:** Was the Pirates No. 7 prospect entering the 2011 season as ranked by *Baseball America*...spent entire season with Triple A Indianapolis...went 2-0 with a 1.35 ERA (2ER/13.1IP) in his first two starts...won back-to-back starts on May 20 and May 26 and four of his five starts between May 20 and June 10...whiffed a season-high eight batters on July 6 vs. Toledo...won three straight decisions from July 14-30...missed final four weeks due to left elbow soreness...**2010:** Named the Pirates No. 9 prospect and as having the best control among all Pirates minor leaguers by *Baseball America* entering the 2010 season...was named Pittsburgh's Minor League Pitcher of the Year for the second straight season...spent entire year with Double A Altoona and led the Eastern League in ERA...also tied for third in strikeouts and walked the second-fewest amount of batters among league starters...was named to Eastern League's Midseason and Postseason All-Star Teams...established minor league career highs in starts, innings pitched and strikeouts...made first start of the season against Stephen Strasburg on national TV on April 11 vs. Harrisburg and received a no-decision; gave up three runs on five hits in 4.2 IP and went 1x2 with an RBI at the plate...won three straight starts from April 22 thru May 4...retired the first 17 batters he faced and allowed only one baserunner (walk to relief pitcher Craig Whitaker) while no-hitting Richmond for six innings on May 4...also struck out career-high 11 batters in win vs. Richmond on May 4...won three straight starts again from May 25 thru June 4...retired last 17 batters he faced on Aug. 4 vs. Akron...went 4-0 with a 0.82 ERA (3ER/33IP) and walked only three batters in six starts during the month of August...did not allow a run in four of his final five regular season starts and recorded a 0.98 ERA (5ER/46IP) in his last eight assignments, beginning on July 24...made two starts during the postseason, which included a loss vs. Harrisburg on Sept. 8 and a no-decision (2ER/5IP) while facing Andy Pettitte in Game 1 of the Championship Series on Sept. 14...**2009:** Went 11-2 with a 2.10 ERA in 25 combined starts between Class A West Virginia and Class A Lynchburg...was named Pittsburgh's Minor League Pitcher of the Year...was also named to the South Atlantic League Midseason and Postseason All-Star Teams...also a member of Topps Class A All-Star Team and named Most Outstanding Pitcher in the SAL...held all opposing hitters to a .197 batting average...tied for fourth in South Atlantic League in wins (10)...won his first two decisions with West Virginia before suffering a lone loss on May 2 vs. Hagerstown...went 8-0 in his final 14 starts with West Virginia and allowed more than two earned runs just once...put together a streak of 32 consecutive scoreless innings from June 11 to July 13 (Augusta scored one run in the 2nd inning on July 13 to break the streak)...captured Pitcher of the Week honors on June 22 and again on July 6...surrendered just two earned runs in 26.0 innings after the All-Star break (0.69 ERA) before being promoted to Lynchburg on Aug. 1...pitched 4.1 scoreless frames in his debut with the Hillcats on Aug. 3, but received a no-decision...tossed 5.0 scoreless innings in his second start and picked up lone win with Lynchburg on Aug. 8 at Myrtle Beach...won Carolina League Pitcher of the Week honors on Aug. 10...tossed a four-hit, 6.0-inning shutout in Lynchburg's Game Two win over Wilmington in the first round of the Carolina League playoffs...also received a no-decision (2ER/6.1IP) in Game Two of Mills Cup Championship Series...**2008:** Spent the entire season with Class A Short Season State College, where he held left-handed hitters to a .196 (10x51) batting average...picked up first victory in sixth start on July 16 vs. Tri-City...tossed 3.2 innings of relief on July 21 at Jamestown...went 2-1 with a 2.11 ERA (5ER/21.1IP) in five starts during the month of August...won back-to-back starts and did not allow a run on Aug. 24 (5IP) and Aug. 29 (5.2IP)...pitched 5.0 hitless frames for the win on Aug. 24 at Mahoning Valley...**2007:** Began professional career with the Gulf Coast League Pirates after being selected by Pittsburgh in the 28th round of the First-Year Player Draft...pitched 4.0 scoreless innings and picked up first career win in relief on Aug. 22 at GCL Red Sox.

RUDY C. OWENS

Year	Team	W	L	ERA	G	GS	CGSHO	SV	IP	H	R	ER	HR	HB	BB	SO	WP	BK	AVG
2007	GCL Pirates (R)	1	4	5.32	6	4	0	0	22.0	20	13	13	1	0	8	17	3	0	.238
2008	State College (A)	3	6	4.97	15	13	0	0	58.0	63	37	32	2	2	13	45	4	0	.269
2009	West Virginia (A)	10	1	1.70	19	19	0	0	100.2	71	22	19	8	9	15	91	3	0	.197
	Lynchburg (A)	1	1	3.86	6	6	0	0	23.1	29	10	10	3	1	2	22	1	0	.305
2010	Altoona (AA)	12	6	2.46	26	26	0	0	150.0	124	46	41	11	5	23	132	3	1	.226
2011	Indianapolis (AAA)	9	7	5.05	21	21	0	0	112.1	129	65	63	10	6	32	71	1	0	.289
2012	Indianapolis (AAA)	8	5	3.14	19	19	1	0	117.1	112	42	41	12	6	25	85	7	1	.253
	Oklahoma City (AAA)	2	3	4.34	8	8	0	0	45.2	43	23	22	7	4	14	23	2	0	.243
2013	Oklahoma City (AAA)	0	3	3.71	4	3	0	0	17.0	20	8	7	0	0	9	13	3	0	.299
MINOR LEAGUE TOTALS		46	36	3.45	124	119	1	0	646.1	611	266	248	54	33	141	499	27	2	.249

OWENS CAREER TRANSACTIONS

- Selected by Pittsburgh in the 28th round of the June 2006 draft.
- Acquired by Houston from Pittsburgh along with LHP Colton Cain and OF Robbie Grossman in exchange for LHP Wandy Rodriguez on July 24, 2012.

2014 HOUSTON ASTROS



BRAD PEACOCK

41

Bats/Throws: Right/Right

Born: 2/2/88 in Palm Beach, FL

Opening Day Age: 26

Contract Status: Signed through 2014

Acquired: From Oakland along with IF Chris Carter and C Max Stassi in exchange for IF Jed Lowrie and RHP Fernando Rodriguez on Feb. 4, 2013.

Height/Weight: 6-1/210

Resides: West Palm Beach, FL

ML Service: 0.124

RHP

PEACOCK

CAREER HIGHLIGHTS

- The right-handed starter has been rated as a top prospect over the last few seasons and got his first extended action in the Majors with Houston in 2013...came on strong at the end of the year, posting a 4-3 record and a 3.67 ERA (25ER/61.1IP) over his final 12 MLB games (nine starts).
- Began the 2013 season as the Astros No. 4 starter but was moved to the bullpen and optioned to Triple A twice before sticking in the Majors at the beginning of August...during his final stint at Triple A Oklahoma City (June 13-July 29), re-established his slider and saw solid results, going 5-0 with a 1.88 ERA (12ER/57.1IP) over 10 outings (nine starts)...moved back into the Astros rotation after getting recalled on Aug. 4 and went 4-3 with a 3.64 ERA (22ER/54.1IP), 54 strikeouts and six quality starts in nine appearances.
- Has held hitters to a .233 (85x365) batting average in his career, including a .186 (29x156) mark against righties...right-handers hit .184 (26x141) off him in 2013.
- Became the first Astros rookie since Roy Oswalt (2001) to record 10+ strikeouts in a game on Aug. 4 at MIN...struck out a career-high 10 batters and threw a career-high 7.0 innings...the only other Astros rookies in franchise history that have recorded 10+ strikeouts in a game: Shane Reynolds (1994), Jim DeShaies (1986), Frank DiPino (1982), Ken Forsch (1971), J.R. Richard (1971), Tom Griffin (1969), Jim Ray (1968), Don Wilson (1967).
- At the time of *Baseball America's* publication of the Prospect Handbook in 2013, was ranked as Oakland's No. 4 prospect...was also named Oakland's No. 2 prospect entering 2012 and Washington's No. 10 prospect entering the 2011 season...at the time of his trade to Houston, was listed as Oakland's top pitching prospect by *Baseball America*.
- Is 52-49 with a 4.16 ERA (369ER/798IP) in 155 games, 139 starts, in seven seasons in the minors...has 540 strikeouts in 502.1 minor league innings over the last four seasons (9.67 per nine innings).
- Led Oakland's farm system with 12 wins in 2012 in his first season after he was acquired from

★ NOTES

- Graduated from Palm Beach (FL) Central High in 2006, where he played shortstop...drafted by Washington as a "draft and follow" after his senior season in the 41st round of the June 2006 draft, but did not sign immediately.
- Elected to attend Palm Beach Community College (currently known as Palm Beach State College), where he went 8-2 with 82 strikeouts in 75 innings with the Panthers...signed by Washington following that season...signed by Nats scout Tony Arango.
- **IN THE COMMUNITY:** During September of 2013, was part of a group of Astros players that visited Houston Fire Station 51 and handed out free lunches, signed jerseys, posed for photos and learned how to use firefighting equipment...Brad's father, Jerry, was a firefighter and a policeman for 31 years in Lake Worth, FL...since his retirement in 2003, Jerry has traveled the country in both a utility trailer and motor home in order to watch all of Brad's games.
- Brad's mother, Jacyne, coached Brad's Little League team to a championship after becoming the first ever female Little League coach at Okeeheele Park (West Palm Beach, FL)...the former softball player taught Brad the game when he was growing up.
- Peacock is a member of the "all-bird name" team, a group that includes Marlon Byrd, Robin Yount, Hawk Harrelson, Jesse Crain, Ducky Medwick, Goose Gossage, Sidd Finch, Trevor Crowe and Astros clubhouse assistant David "Tweety" Burd.
- Acquired by Houston from Oakland seven days before pitchers and catchers reported to Spring Training in 2013 as part of the return in the Jed Lowrie trade...the Florida native was 600 miles into his drive to Oakland's Spring Training complex in Phoenix, AZ when he got the news.
- Made his debut on a Major League 40-man roster with Washington as a September call-up in 2011...is currently signed by Houston to a one-year contract for the 2014 season.

2014 HOUSTON ASTROS

Washington in the Gio Gonzalez trade.

- Made his Major League debut in September of 2011, going 2-0 with a 0.75 ERA in three games, two starts, with Washington.
- Was Washington's Minor League Pitcher of the Year (15-3, 2.34 ERA), Eastern League Pitcher of the Year and a *Baseball America* Minor League All-Star in 2011...represented the Nationals in the 2011 Futures Game at Chase Field in Phoenix.
- Led Washington's farm system with 148 strikeouts in 2010.

2013: Rookie starter made 18 appearances (14 starts) across three stints with the Astros...came on strong at the end of the year, posting a 4-3 record and a 3.67 ERA (25ER/61.1IP) in his final 12 MLB games (nine starts)...held right-handed hitters to a .184 (26x141) average, which ranked ninth in the AL (min. 125 AB)...picked up four of his five wins in road games and all five in night games...in his MLB career, six of his seven wins have come in road games and all seven have come in night games...the Astros finished their season with four rookie starters pitching well after July 12...over that time frame, Paul Clemens, Jarrod Cosart, Brett Oberholtzer and Peacock combined for a 2.70 ERA (63ER/209.2IP) in their 35 starts during that span...began the year as the Astros No. 4 starter and made five turns in the rotation (1-3, 8.44) before being moved to the bullpen for one outing (3ER/0.2IP)...optioned to Triple A OKC on May 1 and made four starts for the RedHawks (1-2, 4.98)...recalled on May 28, made three relief appearances, and was optioned again on June 8...posted a 5-0 record and a 1.88 ERA (12ER/57.1IP) over 10 apps. (nine starts) for OKC before his final recall on Aug. 4...was reinserted into the Astros rotation on Aug. 4 and since that date he went 4-3 with a 3.64 ERA (22ER/54.1IP) and six quality starts in his nine appearances...allowed just a .216 (44x204) opponent's batting average within that time frame, including a .157 (13x83) mark against right-handed hitters...fanned 54 hitters over those last 54.1 innings pitched...in his first start back with the Astros on Aug. 4 at MIN, tossed a career-high 7.0 innings while recording a career-high 10 strikeouts...tied as the most strikeouts by an Astros pitcher in 2013 in a single game...marked the most strikeouts by an Astros rookie since RHP Roy Oswalt fanned 12 on Sept. 9, 2001 vs. MIL...went 6-2 with a 2.73 ERA (24ER/79IP) in 14 games (13 starts) for OKC...allowed just a .226 (65x288) opponent's batting average, including a .183 (26x142) mark against left-handed hitters...in his final stint with the RedHawks before getting recalled to Houston, was one of the top pitchers in the entire PCL...over 10 outings from June 13-July 29, Peacock ranked tied for first in the league in wins (5), second in innings pitched (57.1), tied for third in strikeouts (49), fourth in ERA (1.88) and fifth in WHIP (1.05)...had 49 strikeouts and 12 walks over that span...pitched his way into the starting rotation in Spring Training after posting a 2.78 ERA (7ER/22.2IP) in eight appearances, including four starts...over his final five appearances, posted a 0.94 ERA (2ER/19IP)...did not allow a homer in his 22.2 innings pitched during the Spring...was one of five players to throw at least 20 innings during Spring Training without allowing a homer...entered the season ranked by MLB.com as the Astros No. 10 prospect.

2012: Spent his first season in the A's organization at Triple A Sacramento, registering a 12-9 mark in 28 games, 25 starts...had career-highs in games and matched his high in games started...his 12 wins were the most in the A's farm system and tied for fourth in the PCL...also ranked fourth in the A's farm system in strikeouts (139) and eighth in innings pitched (134.2)...ranked third in the PCL in strikeouts per 9.0 innings (9.10) and seventh in strikeouts...led Sacramento in wins, losses, innings pitched, hits, runs, earned runs, home runs, walks and strikeouts and tied for the team lead in games started...allowed a .275 opponents batting average, including .273 (74x271) by right-handed hitters compared to .278 (73x263) by left-handers...opponents hit .274 with the bases empty, .277 with runners on and .277 with runners in scoring position...yielded a .217 average with RISP and two outs...went 6-3 with a 4.14 ERA and .213 opponents average in 10 games, including seven starts, after the break...was 11-8 with a 5.85 ERA in his 25 starts, 1-1 with a 8.10 ERA in three relief appearances.

2011: Was named Washington's Minor League Pitcher of the Year and Eastern League Pitcher of the Year and earned a September call-up with the Nationals...went 2-0 with a 0.75 ERA in three games, two starts, in his Major League debut...held the opposition to a .167 batting average in 12.0 innings...his debut came in relief on Sept. 6 vs. LAD (1.1IP)...did not allow a run in either of his two starts for a season-ending 11.1 scoreless inning streak...his first start came Sept. 14 at NYM when he combined on a four-hit, 2-0 shutout for his first ML win...tossed 5.0 innings, allowed two hits and fanned Josh Satin to lead off the third inning for his first strikeout...also won his second start on Sept. 22 at PHI, tossing 5.2 shutout innings in a 6-1 Nationals win...became the first pitcher to earn the win in the first two starts of his career, both on the road, and not allow a run while doing so since Vaughn Eshelman did it for Boston in 1995...was named the Nationals' No. 3 prospect by *Baseball America* following the season and the A's No. 2 prospect following the trade...combined to go 15-3 with a 2.39 ERA and .188 opponents batting average in 25 games, 23 starts, with Double A Harrisburg and Triple A Syracuse...struck out 177 batters in 146.2 innings, an average of 10.86 per 9.0 innings...walked 47 for a strikeout to walk ratio of 3.77...surrendered just nine home runs (0.55 per 9.0 innings)...tied for second in minor league baseball in wins and ranked seventh in strikeouts...had the fourth lowest opponents batting average among full season minor leaguers and ranked 11th in ERA...was named to the *Baseball America* Minor League All-Star Team...had minor league career-highs in wins and strikeouts...his .188 opponents batting average broke down to .163 against left-handed hitters

2014 HOUSTON ASTROS

PEACOCK

compared to .211 against right-handers...yielded a .184 batting average and .243 on-base percentage to batters leading off an inning...seven of the nine home runs he allowed were solo shots...was a perfect 10-0 with a 2.45 ERA in 13 games, 12 starts, on the road...posted a 1.66 ERA over the first four innings of a game, 3.86 after that...his teams were 18-5 (.783) in his starting assignments...allowed two runs or fewer in 17 of his 23 starts and walked two batters or fewer 17 times...had five starts where he yielded just one hit...began the season at Harrisburg where he went 10-2 with a 2.01 ERA in 16 games, 14 starts...tied for fifth in the Eastern League in wins and was named to the league's Midseason and Postseason All-Star Teams...was also named to the Topps and *Baseball America* Double A All-Star Team...lost his first outing of the season, a relief appearance April 11 against New Britain...then compiled a seven-game winning streak...posted a 1.97 ERA during the streak, which spanned eight starts from April 17-May 25...was named Eastern League Pitcher of the Week twice during the streak...the first time was for the week of April 18-24 after tossing a season-high 7.1 shutout innings and striking out nine against Trenton on April 22...was honored the second time for the week of May 9-15 after striking out a season-high 14 at Richmond on May 13...fanned 10 batters in 6.0 innings in his next start, a 7-2 win at Binghamton May 21...allowed just one hit in the game, a solo home run...had his winning streak snapped June 12 against Akron, despite striking out 10 batters in 6.1 innings...tossed his lone complete game of the season June 18 at Altoona, a seven-inning four-hitter in a 6-3 win...did not allow a run in back-to-back starts June 24 against Altoona (6.2IP) and June 28 at Richmond (5.2IP)...was selected to pitch in the Futures Game and tossed 1.0 scoreless innings in the contest July 10 at Chase Field...was transferred to Triple A Syracuse July 14 and went 5-1 with a 3.19 ERA in nine starts with the Chiefs...lost his first start but then went 5-0 with a 2.06 ERA over his final eight starts...allowed one hit in back-to-back starts July 27 against Colorado Springs (7.0 IP) and Aug. 2 at Toledo (4.0 IP)...tossed 7.0 shutout innings and allowed just one hit Aug. 18 against Gwinnett but walked a season-high tying five batters and had a no decision in a 1-0 loss.

MINOR LEAGUES:

2010: Pitched for two different teams in the Nationals farm system for the third consecutive season and combined for a 6-11 record and a 4.50 ERA in 26 games, 25 starts, with Class A Potomac and Double A Harrisburg...led Washington's farm system with 148 strikeouts...118 of those came with Potomac, which tied for second in the Carolina League...his 25 starts were a career-high...averaged 9.38 strikeouts per 9.0 innings...allowed a .259 opponents batting average, which included a .238 mark against right-handed hitters compared to .286 against left-handers...opponents hit .231 with the bases empty, .301 with runners on...walked two batters or fewer in 15 of his 25 starts...was rated as the Nationals 10th-best prospect by *Baseball America* following the season...began the season at Potomac and went 4-9 with a 4.44 ERA in 19 games, 18 starts...struck out a season-high 10 batters in 5.0 innings April 20 against Fredrick...was 1-8 with a 4.74 ERA over his first 13 games, 12 starts...then went 3-1 with a 2.03 ERA over his next four starts, including July 5 against Wilmington when he tossed a 9.0-inning complete game shutout...allowed just five hits and walked one while striking out four to earn Carolina League Pitcher of the Week honors for the week of July 5-11...was transferred to Harrisburg on July 26, where he posted a 2-2 record and 4.66 ERA in seven starts...made one relief appearance during the Eastern League playoffs and tossed 2.0 scoreless innings without allowing a hit (1BB, 3K)...pitched for Scottsdale in the Arizona Fall League and was 0-0 with a 4.50 ERA in nine relief appearances...struck out 17 and walked just three in 12.0 innings...**2009:** Combined for an 8-11 record and a 4.14 ERA in 27 games, 24 starts, with Washington's two Class A affiliates at Hagerstown and Potomac...had a minor league career-high in innings pitched (147.2)...allowed a .266 opponents batting average, including .247 against left-handed hitters and .282 against right-handers...allowed two runs or fewer in 11 of his 24 starts and walked two batters or fewer 21 times...began the season with Hagerstown and went 0-4 with a 4.50 ERA over his first eight starts...picked up his first win May 30 at Hickory...went 3-0 with a 1.69 ERA over his final three starts before being promoted to Potomac July 29...went 3-3 with a 4.34 ERA in eight games, seven starts, with the Nationals...**2008:** Began the season at Class A Hagerstown and made eight starts before he was sent back to extended spring training on May 19...joined Vermont of the New York-Penn League (Class A Short-Season) when its season began in mid-June and went 4-8 with a 3.12 ERA in 14 starts for the Lake Monsters...was 4-12 with a 4.97 ERA in 22 starts overall...allowed a .251 opponents batting average, which included a .225 mark against right-handed hitters and .284 against left-handers...went 3-1 with a 2.36 ERA over his first six starts with the Lake Monsters...capped that stretch with his first complete game, a 7.0-inning four-hitter in a 4-1 win at Oneonta July 21 (0ER)...fired his second complete game, a 7.0-inning seven-hitter in a 5-3 win at Oneonta Sept. 1 (2ER)...**2007:** Made his professional debut with the Nationals affiliate in the Rookie Gulf Coast League and was 1-1 with a 3.89 ERA in 13 games, seven starts...surrendered just one home run in 39.1 innings...allowed a .242 opponents batting average, which broke down to .228 against right-handed hitters and .279 against left-handers...was 1-0 with a 4.70 ERA in his six relief appearances compared to 0-1 with a 3.38 ERA in seven starts...made his professional debut in relief June 20 at the Cardinals affiliate (1ER/2IP)...his first win came in relief Aug. 8 against the Dodgers when he tossed 3.0 scoreless innings.

PERSONAL:

Brad and his wife, Stephanie, reside in West Palm Beach, FL...the two got married this offseason.

2014 HOUSTON ASTROS

BRADLEY J. PEACOCK

Year	Team	W	L	ERA	G	GS	CG	SHO	SV	IP	H	R	ER	HR	HB	BB	SO	WP	BK	AVG
2007	GCL Nationals (R)	1	1	3.89	13	7	0	0	0	39.1	38	23	17	1	2	15	34	5	0	.242
2008	Hagerstown (A)	0	5	9.09	8	8	0	0	0	33.2	38	38	34	8	8	21	23	4	0	.284
	Vermont (A)	4	7	3.12	14	14	2	0	0	75.0	67	38	26	3	3	27	54	4	1	.235
2009	Hagerstown (A)	5	8	4.05	19	17	0	0	0	100.0	104	49	45	10	8	32	77	5	0	.272
	Potomac (A)	3	3	4.34	8	7	0	0	0	47.2	46	26	23	4	3	10	27	1	0	.253
2010	Potomac (A)	4	9	4.44	19	18	1	1	0	103.1	109	59	51	11	4	25	118	10	2	.268
	Harrisburg (AA)	2	2	4.66	7	7	0	0	0	38.2	33	21	20	5	0	22	30	0	0	.234
2011	Harrisburg (AA)	10	2	2.01	16	14	1	0	0	98.2	62	25	22	4	2	23	129	4	0	.179
	Syracuse (AAA)	5	1	3.19	9	9	0	0	0	48.0	36	18	17	5	2	24	48	4	0	.205
	WASHINGTON	2	0	0.75	3	2	0	0	0	12.0	7	1	1	0	0	6	4	1	0	.167
2012	Sacramento (AAA)	12	9	6.01	28	25	0	0	0	134.2	147	99	90	16	5	66	139	14	0	.275
2013	HOUSTON	5	6	5.18	18	14	0	0	0	83.1	78	51	48	15	3	37	77	4	0	.241
	Oklahoma City (AAA)	6	2	2.73	14	13	0	0	0	79.0	65	29	24	9	1	22	76	3	0	.226
MINOR LEAGUE TOTALS		52	49	4.16	155	139	4	1	0	798.0	745	425	369	76	38	287	755	54	3	.246
MAJOR LEAGUE TOTALS		7	6	4.63	21	16	0	0	0	95.1	85	52	49	15	3	43	81	5	0	.233

PEACOCK CAREER TRANSACTIONS

- Selected by Washington in the 41st round of the June 2006 draft.
- Acquired by Oakland from Washington along with RHP A.J. Cole, LHP Tommy Milone and C Derek Norris in exchange for LHP Gio Gonzalez and RHP Rob Gilliam on Dec. 23, 2011.
- Acquired by Houston from Oakland along with IF Chris Carter and C Max Stassi in exchange for IF Jed Lowrie and RHP Fernando Rodriguez on Feb. 4, 2013.

PEACOCK GAME HIGHS

Longest Winning Streak:2 (3x) -- last, Sept. 5-11, 2013
 Longest Losing Streak:3 -- April 22-Aug. 4, 2013
 Strikeouts:10 -- Aug. 4, 2013 at Minnesota
 Walks:5 -- April 27, 2013 at Boston
 Innings (starter):7.0 (2x) -- last, Sept. 5, 2013 at Oakland
 Innings (relief):3.1 -- June 8, 2013 at Kansas City
 Low-Hit Game (CG):none



CARLOS PEREZ

76

Bats/Throws: Right/Right
 Born: 10/27/90 in Valencia, VZ
 Opening Day Age: 23

Height/Weight: 6-0/212
 Resides: Valencia, VZ
 ML Service: 0.000

Contract Status: Signed through 2014

Acquired: From Toronto along with RHP Francisco Cordero, OF Ben Francisco, RHP Joe Musgrove, LHP David Rollins, RHP Asher Wojciechowski and a PTBNL (RHP Kevin Comer) in exchange for RHP David Carpenter, LHP J.A. Happ and RHP Brandon Lyon on July 20, 2012.

NON-ROSTER INVITEE

C

CAREER HIGHLIGHTS

- Twenty-two-year-old backstop is making his third consecutive appearance at a Major League Spring Training and his second with Houston.
- Has caught 384 games in his minor league career, while posting a .280 (458x1633) batting average and a .365 OBP in 450 total games.
- Reached the Triple A Level for the first time in his career in 2013...threw out more runners attempting to steal (35) than any catcher in the Triple A Pacific Coast League despite spending the first month of the season at Double A.



NOTES

- Originally signed by Toronto out of Venezuela as a 17-year-old amateur free agent on Jan. 2, 2009.
- Acquired by Houston as part of a 10-player trade with Toronto at the trading deadline in 2012...is signed to a minor league contract for the 2014 season...invited to Major League Spring Training on Jan. 14, 2014.

2014 HOUSTON ASTROS

- Named his club's Team MVP, known as the R. Howard Webster Award in Toronto's system, for three straight seasons while with Class A Auburn (2010), the Rookie Level GCL Blue Jays (2009) and the Rookie Level DSL Blue Jays (2008)...became one of four Blue Jays prospects ever to win that award in three consecutive seasons, joining 1B Carlos Delgado, IF Adam Lind and IF Luis Lopez.
- Named a New York-Penn League Midseason All-Star while playing for Auburn in 2010.

MINOR LEAGUES:

2013: Entered the 2013 season as the Astros No. 17 prospect and the top catcher in the system as ranked by MLB.com...in 91 combined games between Triple A Oklahoma City (75g) and Double A Corpus Christi (16g), hit .271 (86x317) with 18 doubles, three homers, 37 RBI and a .332 on-base percentage...began the year at Double A before reaching the Triple A level for the first time in his career on May 1...threw out 46.7% of runners attempting to steal (35-for-75)...threw out more runners (35) than any Pacific Coast League catcher despite playing the first month of the season at Double A...hit .300 (51x170) off righties at Triple A...**2012:** Combined to hit .285 (103x361) with 28 doubles, five home runs and 50 RBI in 97 games behind the plate for Class A Advanced Lancaster (26g) and Class A Lansing (71g)...began the season with Lansing before being acquired by Houston on July 20...started a 2-4-3 triple play on May 15 while with Lansing...after his acquisition, was promoted from Class A to the Advanced A level at Lancaster...threw out 14 of 30 attempting basestealers while with Lancaster...**2011:** Spent the entire season at Class A Lansing of the Midwest League...had a career high 26 extra base hits...was his first season playing more than 66 games...caught 89 of his 95 games played...made 14 errors for a .982 fielding percentage and threw out 29% of potential base stealers (46-160)...batted .305 (25x82) when leading off an inning...appeared in two games (no at-bats) in the Venezuelan Winter League...**2010:** Won third straight R. Howard Webster Award honor at Auburn (Class A Short Season)...became only the fourth Blue Jay to win three Webster Awards (Delgado, Lopez, Lind)...led the club in average and on-base percentage...threw out 36% of potential base stealers...named a New York-Penn League Midseason All-Star...**2009:** Earned the R. Howard Webster Award as the Most Valuable Player with Blue Jays Gulf Coast entry...led the club in average, on-base and slugging...batted .290 vs. lefties and .291 vs. righties...threw out 49% of potential base stealers...**2008:** Batted .306 with 12 extra base hits and 52 walks, earning him the R. Howard Webster Award for the DSL Blue Jays.

CARLOS EDUARDO ALVAREZ PEREZ

Year	Team	AVG	G	AB	R	H	2B	3B	HR	RBI	BB	SO	SB	CS	OBP	SLG	SF	SH	HB	E
2008	DSL Blue Jays (R)	.306	58	196	27	60	10	2	0	29	52	28	7	5	.459	.378	3	0	6	10
2009	GCL Blue Jays (R)	.291	43	141	17	41	11	3	1	21	16	23	2	5	.364	.433	3	1	2	5
2010	Auburn (A)	.298	66	235	44	70	11	8	2	41	34	41	7	3	.396	.438	3	0	6	5
2011	Lansing (A)	.256	95	383	58	98	17	6	3	41	37	74	6	2	.320	.355	6	1	2	14
2012	Lansing (A)	.275	71	273	48	75	22	5	5	40	35	38	3	2	.358	.447	5	3	3	6
	Lancaster (A)	.318	26	88	11	28	6	1	0	10	6	17	0	1	.368	.409	0	2	1	1
2013	Corpus Christi (AA)	.283	16	53	6	15	4	0	1	5	4	11	0	0	.356	.415	0	1	2	2
	Oklahoma City (AAA)	.269	75	264	29	71	14	0	2	32	25	39	1	1	.328	.345	4	3	0	7
MINOR LEAGUE TOTALS		.280	450	1633	240	458	95	25	14	219	209	271	26	19	.365	.395	24	11	22	50

PEREZ CAREER TRANSACTIONS

- Signed by Toronto as a non-drafted free agent on Jan. 2, 2008.
- Acquired by Houston from Toronto along with RHP Francisco Cordero, OF Ben Francisco, RHP Joe Musgrove, LHP David Rollins, RHP Asher Wojciechowski and a PTBNL (RHP Kevin Comer) in exchange for RHP David Carpenter, LHP J.A. Happ and RHP Brandon Lyon on July 20, 2012.

2014 HOUSTON ASTROS



GREGORIO PETIT

2

Bats/Throws: Right/Right

Born: 12/10/84 in Ocumare, VZ

Opening Day Age: 29

Contract Status: Signed through 2014

Acquired: Signed to a minor league contract on Jan. 14, 2014.

Height/Weight: 5-10/195

Resides: Caracas, VZ

ML Service: 0.074

NON-ROSTER INVITEE

IF

CAREER HIGHLIGHTS

- Infielder has played in 25 Major League games during his career, all coming with the Oakland Athletics from 2008-09...has gone 15x54 (.278) in those games while playing 12 games at second base, eight at shortstop and three at third base.
- In 10 minor league seasons, has posted a .268 (.992x3696) average with 178 doubles, 20 triples, 54 homers, 428 RBI and 67 steals...has played 726 minor league games at shortstop (.960 fielding percentage), 158 games at second base (.980 fielding percentage), 122 games at third base (.961 fielding percentage), and one game at first base.
- Marks his fourth straight year as a non-roster invitee to Major League camp...was an NRI with the Padres in 2013 and 2011 and the Indians in 2012.
- Spent the entire 2013 season at Triple A Tucson where he led all Pacific Coast League shortstops with a .963 fielding percentage (14E/375TC) (min. 75 games).
- Was named a Texas League Midseason All-Star in 2007 while with the Midland RockHounds.
- Was ranked by *Baseball America* as the Athletics No. 13 prospect in 2008, No. 16 prospect in 2006 and No. 27 prospect in 2005...rated as having the system's best infield arm in 2010 and 2008, and rated the best defensive infielder in the system in 2008 and 2005.



NOTES

- Originally signed by Oakland as a 16-year-old non-drafted free agent on July 17, 2001...signed by A's scout Julio Franco.
- Added to a 40-man roster after getting selected by Oakland on Nov. 19, 2007...signed by the Astros to a minor league contract with an invite to Spring Training on Jan. 14, 2014.

2013: Spent the entire season at Triple A Tucson with the Padres organization...was in Major League camp as a non-roster invitee...hit .292 (147x503) with 26 doubles, 61 RBI and a .344 on-base percentage in 134 games at Triple A...led all Pacific Coast League shortstops in fielding percentage (min. 75 games played) with a .963 mark (14E/375TC)...also logged 48 games at third base with a .975 fielding percentage (3E/121TC)...hit righties at a .296 (118x398) clip.

2012: Played the entire campaign with Triple A Columbus in the Indians organization after starting the year as a non-roster invitee with Indians Major League camp at Spring Training...played 82 games at shortstop, posting a .966 fielding percentage (13E/382TC)...also played 30 games at third base and one game at first base...played for the Leones del Caracas in the Venezuelan Winter League, hitting .264 (23x87) in 27 games.

2011: Missed the entire season due to a knee injury suffered with Caracas during the Venezuelan Winter League...signed as a minor league free agent with the Padres and was invited to big league camp before suffering the injury...was released by San Diego prior to Spring Training.

2010: Played in 130 games, all at shortstop, with Triple A Oklahoma City of the Rangers organization...led all league shortstops in games played while posting a .969 (18E/578TC) fielding percentage...acquired by Texas from Oakland in exchange for RHP Edwar Ramirez on March 24...rated by *Baseball America* as having the best infield arm in the Pacific Coast League...entering the year, was rated by the publication as having the best infield arm in the A's system.

2009: Spent most of the season at Triple A Sacramento but played in 11 games in the Majors with Oakland across two stints with the club...was recalled for the first time of the year on May 1 and had a career-high three hits and his first career RBI in his first game on May 2 at SEA...optioned on May 9...returned to Oakland a second time on May 30 and went 2x11 (.182) in four games, including three starts at third base, before he was optioned back to Triple A for a final time on June 9...on the disabled list on July 18 with a back muscle strain...was reinstated from the DL on July 28 and hit .261 over his final 32 games.

2008: Was one of 13 players to make their Major League debut with Oakland in 2008...batted .348 in 14

2014 HOUSTON ASTROS

games over three stints with the A's...was recalled from Sacramento on May 16 and made his Major League debut on May 18 at ATL with a start at second base...walked in his first at-bat and then singled off Jo-Jo Reyes in the 4th inning for his first MLB hit...was batting .333 in 10 games when he was optioned to Sacramento on June 20...was recalled for a second time on July 5...optioned on July 17...returned for a third time on Aug. 1 and made two defensive appearances at shortstop before he was optioned a third and final time on Aug. 6... hit .330 with runners in scoring position at Triple A...entering the year was rated by *Baseball America* as the No. 13 prospect with the best infield arm in the A's system.

MINOR LEAGUES:

2007: Split his season between Double A Midland and Triple A Sacramento and combined to hit .292 (147x503) with 26 doubles, 59 RBI and a .348 on-base percentage in 133 games...was a Texas League Midseason All-Star...his batting average ranked seventh in the A's farm system and it included a .302 mark against righthanders...rated by *Baseball America* as the best defensive shortstop with the best infield arm in the Texas League...**2006:** Batted .256 with eight home runs and 63 RBI in 137 games at Class A Advanced Stockton...had career highs in games, at bats (519), runs (71), triples (7), RBI (63) and stolen bases (22)... led the California League in games...finished second in the A's farm system in stolen bases...entered the year ranked by *Baseball America* as the No. 16 prospect in the A's system...rated by *BA* as the best defensive second baseman in the California League...**2005:** Hit .289 with a career-high nine home runs in 87 games at Class A Kane County...added a career best .446 slugging pct...spent the entire season with the Cougars although he did miss a little over a month while he was on the DL from May 5-June 12 with a sprained right finger...entered the year ranked by *Baseball America* as the No. 27 prospect and best defensive infielder in the A's system...**2004:** Began the year in extended spring training before joining Class A Short Season Vancouver in the Northwest League when its season opened in June...all 68 of his appearances came at shortstop...**2003:** Started his pro career with the Rookie Level Arizona League A's.

PERSONAL:

Gregorio and his wife, Yessica, reside in Caracas, VZ.

GREGORIO JESUS PETIT

Year	Team	AVG	G	AB	R	H	2B	3B	HR	RBI	BB	SO	SB	CS	OBP	SLG	SF	SH	HB	E
2002	DSL Athletics W (R)	.280	63	218	44	61	11	5	1	21	39	44	5	5	.392	.390	1	0	2	0
2003	AZL Athletics (R)	.265	32	117	13	31	6	0	0	12	10	22	3	5	.323	.316	0	2	0	8
2004	Vancouver (A)	.256	68	254	34	65	9	2	4	35	20	67	3	3	.315	.354	2	4	3	17
2005	Kane County (A)	.289	87	287	55	83	10	4	9	33	26	44	8	2	.349	.446	1	3	1	13
2006	Stockton (A)	.256	137	519	71	133	25	7	8	63	38	96	22	13	.310	.378	5	9	5	26
2007	Midland (AA)	.306	66	268	33	82	14	0	4	31	25	44	9	3	.366	.403	1	4	1	9
	Sacramento (AAA)	.277	67	235	20	65	12	0	2	28	16	48	1	2	.327	.353	3	3	3	12
2008	Sacramento (AAA)	.269	79	308	39	83	14	3	1	35	23	60	3	5	.322	.344	0	7	1	16
	OAKLAND	.348	14	23	4	8	2	0	0	0	2	9	0	0	.400	.435	0	0	0	2
2009	Sacramento (AAA)	.244	98	357	45	87	18	0	5	32	26	83	0	2	.292	.336	7	7	1	14
	OAKLAND	.226	11	31	2	7	1	0	0	1	0	6	0	0	.226	.258	0	0	0	1
2010	Oklahoma City (AAA)	.251	130	471	59	118	20	1	7	53	40	96	12	3	.316	.342	2	6	6	18
2011									DNP											
2012	Columbus (AAA)	.260	111	377	51	98	24	0	10	45	29	75	1	2	.320	.403	4	6	6	16
2013	Tucson (AAA)	.292	134	503	55	147	26	3	4	61	40	75	5	3	.344	.380	4	6	2	17
MINOR LEAGUE TOTALS		.269	1072	3914	519	1053	189	25	55	449	332	754	72	48	.329	.372	30	57	31	166
MAJOR LEAGUE TOTALS		.278	25	54	6	15	3	0	0	1	2	15	0	0	.304	.333	0	0	0	3

PETIT CAREER TRANSACTIONS

- Signed by Oakland as a non-drafted free agent on July 17, 2001.
- Acquired by Texas in exchange for RHP Edwar Ramirez on March 24, 2010.
- Signed by San Diego as a minor league free agent on Dec. 3, 2010.
- Signed by Cleveland as a minor league free agent on Jan. 20, 2012.
- Signed by San Diego as a minor league free agent on Dec. 12, 2012.
- Signed by Houston as a minor league free agent on Jan. 14, 2014.

PETIT CAREER HIGHS

Hits: 3 -- May 2, 2009 at Seattle
 Home Runs: none
 RBI: 1 -- May 2, 2009 at Seattle
 Stolen Bases: none
 Longest Hitting Streak: 4 -- May 18-21, 2008
 Career Grand Slams: none

2014 HOUSTON ASTROS

PETIT CAREER FIELDING

YEAR	POSITION	PCT.	G	PO	A	E	TC	DP
2009	Second Base	.967	8	14	15	1	30	5
	Third Base	1.000	3	1	4	0	5	0
TOTALS	Second Base	.980	12	21	29	1	51	6
	Third Base	1.000	3	1	4	0	5	0
	Shortstop	.905	8	7	12	2	21	5

LEADOFF HR

No.	Date	Opp.	Pitcher
none			

PINCH-HIT HR

No.	Date	Opp.	Pitcher
none			

WALK-OFF HR

No.	Date	Opp.	Pitcher
none			



CHAD QUALLS

50

Bats/Throws: Right/Right

Born: 8/17/78 in Harbor City, CA

Opening Day Age: 35

Contract Status: Signed through 2015

Acquired: Signed as a free agent on Dec. 7, 2013

Height/Weight: 6-4/239

Resides: Austin, TX

ML Service: 9.058

RHP

CAREER HIGHLIGHTS

- The 10-year veteran returns to Houston after spending the 2013 season with the Marlins... was drafted by the Astros in the second round of the 2000 draft and pitched for the club for four seasons after making his Major League debut in 2004...was an integral part of the Astros bullpen that carried the club to a National League Championship series in 2004 and a World Series appearance in 2005.
- Has made 663 relief appearances in his career, going 45-37 with 51 saves and a 3.79 ERA (277ER/657.1IP)...has held opponents to a .265 (659x2490) batting average in his career...has made at least 50 appearances in each of the last nine seasons (2005-13).
- Since 2004, ranks second in the Majors in appearances (663) and relief innings (657.1), behind only Francisco Rodriguez (666g/675.2IP)... ranks tied for first among relievers in wins (45) with Jesse Crain over that span...ranks 11th among active pitchers in games pitched (663).
- Has had more scoreless outings (469g) than any pitcher in the Majors since 2005...is directly ahead of Francisco Rodriguez (467g), Matt Thornton (442g), Mariano Rivera (439g) and Joe Nathan (430g).
- Has pitched well at Minute Maid Park in his career, going 16-7 with two saves and a 3.30 ERA (57ER/155.1IP) at the venue...his last appearance in Houston came on Sept. 23, 2012 as a member of the Pirates (0ER/1.0IP).
- Had a resurgent 2013 season with Miami after re-working his mechanics...posted a career-best 2.61 ERA

★ NOTES

- Graduated from Narbonne HS in California where he pitched in the Class 3A state finals at Dodger Stadium in 1995 and 1996.
- Went on to attend Los Angeles Harbor College (Wilmington, CA) where he was an all-conference pitcher and was voted his team's most valuable pitcher...was drafted by the Blue Jays in the 52nd round of the 1997 draft but did not sign.
- Opted to attend the University of Nevada (Reno, NV) and earned All-Big West Conference honors in 1999 and 2000...was drafted by the Astros in the second round of the June 2000 draft and was signed by Astros scout Gene Wellman.
- IN THE COMMUNITY:** Is a supporter of Dell Children's Trust for Dell Children's Hospital in Austin, TX.
- Became the first player in Astros history with a last name that began with the letter 'Q'...he and Humberto Quintero are the only two players in Astros history with last names that started with 'Q'.
- Is currently signed by Houston to a two-year contract that runs through the 2015 season...the Astros have a club option for the 2016 season.

2014 HOUSTON ASTROS

(18ER/62IP) and the highest groundball percentage (77.7%) of his career...his GB% ranked fifth in the National League in 2013...54 of his 66 appearances were scoreless...according to PITCHf/x, posted his highest average fastball velocity (94.7 mph) since 2007.

- Has pitched in 17 postseason games with the Astros (2004-05) and Rays (2010)...pitched particularly well in the 2005 World Series with Houston, giving up just one run in 5.1 innings (1.69 ERA) across three outings...picked up his only postseason victory in Game 4 of the 2005 NLCS after throwing a perfect 7th inning in the Astros 2-1 victory over the Cardinals.
- Was still considered a rookie in 2005...ranked second among NL rookies in relief innings (79.2) and wins (six)...his 77 games pitched ranked third all-time in Astros history by a rookie for a single season.
- Was named the 2004 Astros Rookie of the Year by the Houston Chapter of the BBWAA...went 4-0 with a 3.55 ERA (13ER/33IP) in 25 games after making his MLB debut on July 22, 2004 at ARI.

2013: Posted a career-best 2.61 ERA (18ER/62IP) in 66 appearances with the Marlins...ranked second among Marlins relievers in ERA behind Steve Cishek (2.33 ERA)...induced 11 double play balls, which ranked third among National League relievers...his 77.7% ground ball percentage was the highest of his career and ranked fifth in the National League...54 of his 66 appearances were scoreless...according to PITCHf/x, had the sixth-most effective sinker among National League relievers...also threw his sinker (61%) more than all but four NL relievers, according to PITCHf/x...was a non-roster invitee to Marlins Spring Training after signing a minor league deal with the club on Jan. 25, 2013...made the club out of Spring Training and was selected to the Major League roster on March 31...spent July 13-15 on the Paternity List...his longest outing of the season came on April 14 at PHI (2.1IP)...earned his first win of the season on June 9 at NYM...had a run of 12 consecutive scoreless innings of relief from July 3-31 (11.2IP).

2012: Made 60 total appearances with the Phillies (35g), Yankees (8g) and Pirates (17g)...began the season with Philadelphia before getting traded twice in July...was dealt to New York (AL) on July 1 before getting traded to Pittsburgh on July 31...was on the 15-day Disabled List from Aug. 25-Sept. 9 due to a left toe sprain...made one rehab appearance for Triple A Indianapolis (OER/1IP)...did not allow a run in his first six outings of the season for the Phillies (6.0IP)...April was his most productive month of the season, as he went 1-0 with a 3.24 ERA (3ER/8.1IP) in nine games...allowed a run in just two of his final 15 appearances with the Phillies.

2011: Spent the entire season with the Padres where he ranked eighth in the Majors with 77 appearances...led San Diego in relief innings and relief wins...surpassed 70 appearances for the sixth time in his career...61 of his 77 appearances were scoreless (79%)...went 3-2 with a 1.83 ERA (7ER/34.1IP) over his first 32 outings of the season...made his 500th career appearance on July 2 at SEA...held right-handed hitters to a .218 batting average.

2010: Made 70 total appearances between the Diamondbacks (43g) and Rays (27g)...converted 12-of-19 save opportunities between the clubs...went 3-4 with a 7.32 ERA (48ER/59IP) overall with Arizona and Tampa Bay...pitched in the postseason with Tampa Bay, allowing two runs in 1.2 innings in two games of the ALDS against the Rangers...worked 1.1 scoreless innings in Game 1, then allowed two runs in 0.1 of an inning in Game 2.

2009: Spent the entire year with Arizona in his first full season in the closer role...converted a career-high 24 saves in 29 opportunities with a 2-2 record and a 3.63 ERA (21ER/52IP)...his 24 saves ranked sixth on the club's all-time single season list...led all Major League relievers in walks per 9.0 innings (1.2) and strikeout to walk ratio (6.43)...walked seven batters and struck out 45 in 52.0 innings...allowed the fewest walks in the Majors among relievers with at least 50 games...his 3.48 pitches per batter faced ratio ranked fifth in the NL...suffered a dislocated kneecap on the final play of the game on Aug. 30 vs. HOU...was placed on the 60-day DL on Aug. 30...converted 10 consecutive save opportunities from July 4-Aug. 23.

2008: In his first year with the Diamondbacks, ranked ninth among National League relievers in ERA (min. 60 IP)...was tied for second in double plays induced (13)...finished the season as the club's closer, saving all seven of his opportunities once being named to that post...became the first pitcher in Major League history to record four consecutive 20-hold seasons...ranked seventh in the NL with 22 holds...began a career-long scoreless innings streak over the final 15 games of the season, tossing 14.2 innings without allowing a run...his streak ended at 16.2 innings during his third outing of the 2009 season...started the season by allowing only three runs over his first 16.2 innings.

2007: In his final year with the Astros before getting traded, ranked ninth in the NL in appearances and tied for 11th among relievers in strikeouts...was tied for fourth among NL relievers with six wins...had a career-best 3.05 ERA...allowed one run or less in 69 of his 79 total games...posted a 1.86 ERA (8ER/38.2IP) after the All-Star Break and did not allow a run in 26 of his last 29 appearances...served a three-game suspension from July 17-20 for throwing a ball into the stands during a game against the Angels on June 18...had his longest career relief outing on Aug. 2 at ATL, pitching 3.0 scoreless innings...0.73 ERA (1ER/12.1IP) in July was the lowest of any month in his career.

2014 HOUSTON ASTROS

2006: Set career highs in wins (7) and appearances (81)...his 81 games ranked tied for third all-time in Astros history for a single season with RHP Joe Boever (1992)...was two games away from Octavio Dotel's club-record 83 appearances (2002)...finished fourth among NL relievers in innings pitched and ranked tied for sixth in appearances...posted a 2.56 ERA (13ER/45.2IP) on the road and a 5.02 ERA (24ER/43IP) at home.

2005: In what was his first full Major League season, ranked second among NL rookies in relief innings (79.2) and wins, while holding opponents scoreless in 55 of his 77 outings...ranked fifth among NL relievers with a 2.60 walks per 9.0 innings ratio...his 77 games ranked third all-time in Astros history by a rookie for a single season, behind Brad Lidge and Rickey Stone (78 games each)...ranked tied for ninth overall in team history with Xavier Hernandez (1992)...made nine postseason appearances with the Astros, going 1-0 with a 2.08 ERA (3ER/13IP)...pitched in two NLDS games, four NLCS games and three World Series games...threw 2.0 scoreless innings in the Astros 18-inning, Game 3 win over the Cardinals in the NLCS...picked up his only postseason win in Game 4 of the NLCS vs. STL in what was a 2-1 victory...pitched a perfect 7th inning...tossed 3.0 scoreless innings in Game 3 of the World Series, allowing a hit and two walks with three strikeouts in the Astros 7-5, 14-inning loss...did not allow a run in 18 of his final 25 outings after Aug. 9 (2.30 ERA, 7ER/27.1IP).

2004: Went 4-0 with a 3.55 ERA in 25 games with the Astros in what was his first MLB action...named the Astros Rookie of the Year by the Houston Chapter of the BBWAA...began the season with Triple A New Orleans where he pitched in 32 games (14 starts)...made his Major League debut on July 22 at ARI before being optioned back to Triple A...returned to Houston on Aug. 11 where he remained through the end of the season...appeared in six postseason games...his longest outing of the season came in Game 6 of the NLCS at STL when he tossed 3.0 scoreless innings with three strikeouts...won his first career game on Aug. 19 at PHI (0ER/1IP)...recorded his first Major League save on Sept. 12 at PIT...went 3-6 with a 5.57 ERA (66ER/106.2IP) in 32 outings at Triple A...named to the Astros 40-man roster for the first time and participated in Major League Spring Training.

MINOR LEAGUES:

2003: Pitched at Double A Round Rock, finishing 8-11 with a 3.85 ERA (61ER/141IP) in 28 starts (ranked first in the Texas League)...ranked second in the Texas League with 141.0 innings and first with two shutouts...led the team in ERA (ninth in Texas League) and strikeouts (132 - fifth in TL, second in Astros system)...also tossed a team and league-leading three complete games...over his final 11 starts, was 5-3 with a 1.94 ERA...named the Round Rock Pitcher of the Month in both July and August...went 2-2 with a 2.54 ERA (11ER/39IP) and 42 strikeouts in August...finished July with a 3-1 mark and a 1.35 ERA (6ER/40IP)...named the Texas League Pitcher of the Week for Aug. 4-10 after going 1-0 with a 0.00 ERA, allowing four hits and two walks while striking out 10 in 9.0 innings...rated the No. 7 prospect in the Astros organization by *Baseball America*...**2002:** Led Double A Round Rock in strikeouts (142), starts (29) and innings pitched (163.0)...his 29 starts also ranked first in the Texas League...ranked third in the league in strikeouts per 9.0 innings (7.82)...**2001:** Won a Class A Michigan franchise-record 15 games (tied for most wins among all Astros minor leaguers)...named a Midwest League Postseason All-Star...tied for first in the MWL in wins, complete games (3) and shutouts (2), and ranked third in innings (162.0, fourth in the Astros system)...led the Battle Cats in starts (26) and strikeouts (125) while yielding just 31 walks.

PERSONAL:

Chad and his wife Tara reside in Austin, TX...they have two sons, Caiden and Cavin.

2014 HOUSTON ASTROS

CHAD MICHAEL QUALLS

Year	Team	W	L	ERA	G	GS	CG	SHO	SV	IP	H	R	ER	HR	HB	BB	SO	WP	BK	AVG
2001	Michigan (A)	15	6	3.72	26	26	3	2	0	162.0	149	77	67	8	11	31	125	10	2	.239
2002	Round Rock (AA)	6	13	4.36	29	29	0	0	0	163.0	174	92	79	9	9	67	142	3	4	.273
2003	Round Rock (AA)	8	11	3.85	28	28	3	2	0	175.1	174	85	75	12	10	61	132	8	0	.264
2004	New Orleans (AAA)	3	6	5.57	32	14	1	0	1	106.2	134	69	66	8	7	30	72	2	0	.311
	HOUSTON	4	0	3.55	25	0	0	0	1	33.0	34	13	13	3	4	8	24	0	0	.266
2005	HOUSTON	6	4	3.28	77	0	0	0	0	79.2	73	33	29	7	6	23	60	1	0	.249
2006	HOUSTON	7	3	3.76	81	0	0	0	0	88.2	76	38	37	10	6	28	56	0	0	.242
2007	HOUSTON	6	5	3.05	79	0	0	0	5	82.2	84	29	28	10	3	25	78	2	0	.272
2008	ARIZONA	4	8	2.81	77	0	0	0	9	73.2	61	29	23	4	3	18	71	6	0	.224
2009	ARIZONA	2	2	3.63	51	0	0	0	24	52.0	53	23	21	5	2	7	45	2	0	.256
2010	ARIZONA	1	4	8.29	43	0	0	0	12	38.0	61	41	35	5	1	15	34	3	0	.363
	TAMPA BAY	2	0	5.57	27	0	0	0	0	21.0	24	15	13	2	1	6	15	1	0	.293
2011	SAN DIEGO	6	8	3.51	77	0	0	0	0	74.1	73	30	29	7	0	20	43	4	0	.263
2012	PHILADELPHIA	1	1	4.60	35	0	0	0	0	31.1	39	18	16	7	0	9	19	2	0	.302
	NEW YORK (AL)	1	0	6.14	8	0	0	0	0	7.1	10	5	5	0	0	3	2	1	0	.345
	PITTSBURGH	0	0	6.59	17	0	0	0	0	13.2	14	11	10	0	0	2	6	0	0	.259
	Indianapolis (AAA)#	0	0	0.00	1	1	0	0	0	1.0	0	0	0	0	0	0	3	0	0	.000
2013	MIAMI	5	2	2.61	66	0	0	0	0	62.0	57	18	18	4	2	19	49	1	0	.251
MINOR LEAGUE TOTALS		32	36	4.25	116	98	7	4	1	608.0	631	323	287	37	37	189	474	23	6	.268
MAJOR LEAGUE TOTALS		45	37	3.79	663	0	0	0	51	657.1	659	303	277	64	28	183	502	23	0	.265

- Rehab assignment

DIVISION SERIES RECORD

Year	Club/Opp	W	L	ERA	G	GS	CG	SHO	SV	IP	H	R	ER	HR	HB	BB	SO	WP	BK	AVG
2004	HOU/ATL	0	0	6.75	4	0	0	0	0	4.0	4	3	3	1	0	1	3	0	0	.250
2005	HOU/ATL	0	0	6.00	2	0	0	0	0	3.0	5	2	2	0	0	2	1	0	0	.455
2010	TB/TEX	0	0	10.80	2	0	0	0	0	1.2	4	2	2	1	0	0	0	0	0	.444
TOTALS		0	0	7.27	8	0	0	0	0	8.2	13	7	7	2	0	3	4	0	0	.361

LEAGUE CHAMPIONSHIP SERIES RECORD

Year	Club/Opp	W	L	ERA	G	GS	CG	SHO	SV	IP	H	R	ER	HR	HB	BB	SO	WP	BK	AVG
2004	HOU/STL	0	1	11.25	2	0	0	0	0	4.0	8	5	5	0	0	2	4	0	0	.444
2005	HOU/STL	1	0	0.00	4	0	0	0	0	4.2	0	0	0	0	0	0	4	0	0	.000
TOTALS		1	0	5.19	6	0	0	0	0	8.2	8	5	5	0	0	2	8	0	0	.250

WORLD SERIES RECORD

Year	Club/Opp	W	L	ERA	G	GS	CG	SHO	SV	IP	H	R	ER	HR	HB	BB	SO	WP	BK	AVG
2005	HOU/CWS	0	0	1.69	3	0	0	0	0	5.1	3	1	1	1	0	2	5	0	0	.167

QUALLS CAREER TRANSACTIONS

- Selected by Houston in the second round of the June 2000 draft.
- Acquired by Arizona along with IF Chris Burke and RHP J.C. Gutierrez from Houston in exchange for RHP Jose Valverde on Dec. 14, 2007.
- On Disabled List, Aug. 31-Nov. 20, 2009 (dislocated left kneecap).
- Acquired by Tampa Bay from Arizona in exchange for RHP Matt Gorgen on July 31, 2010.
- Signed by San Diego as a free agent on Jan. 18, 2011.
- Signed by Philadelphia as a free agent on Feb. 7, 2012.
- Acquired by New York (AL) from Philadelphia in exchange for cash considerations on July 1, 2012.
- Acquired by Pittsburgh from New York (AL) in exchange for IF Casey McGehee and cash considerations on July 31, 2012.
- On Disabled List, Aug. 25-Sept. 9, 2012 (left toe sprain).
- Signed by Miami as a minor league free agent on Jan. 25, 2013.
- Signed by the Astros as a free agent on Dec. 7, 2013.

QUALLS GAME HIGHS

Longest Winning Streak:	5 -- Aug. 19, 2004-April 6, 2005
Longest Losing Streak:	7 -- Sept. 2, 2007-May 29, 2008
Strikeouts:	4 (3x) -- last, Aug. 10, 2007 vs. Milwaukee
Walks:	3 -- June 7, 2010 vs. Atlanta
Innings (starter):	none
Innings (relief):	3.0 -- Aug. 2, 2007 at Atlanta
Low-Hit Game (CG):	none

2014 HOUSTON ASTROS



DOMINGO SANTANA 65

Bats/Throws: Right/Right

Born: 8/5/92 in Santo Domingo, DR

Opening Day Age: 21

Contract Status: Signed through 2014

Acquired: From Philadelphia as a PTBNL along with RHP Jarred Cosart, IF Jon Singleton and RHP Josh Zeid in exchange for OF Hunter Pence on July 29, 2011...named on Aug. 15, 2011.

Height/Weight: 6-5/224

Resides: Santo Domingo, DR

ML Service: 0.000

OF

CAREER HIGHLIGHTS

- The 21-year old slugger has hit 48 total home runs over his last two seasons in the Astros system, eclipsing the 20-homer mark in each of those two years...joined the Astros organization in August of 2011 as the player to be named later in the Hunter Pence deal with the Phillies.
- In 248 total games in the Astros organization (2011-13), the outfielder has put up a .528 slugging percentage...in 484 career minor league games, has hit .268 (471x1760) with 107 doubles, 74 homers, 278 RBI and a .469 slugging percentage.
- Has always been young for his level of competition throughout his minor league career...spent the entire 2013 season as the second-youngest player in the Double A Texas League...in 2012, was the youngest player in the Class A Advanced California League.
- Is considered to be one of the Astros top 10 prospects by multiple media outlets...is ranked by Baseball Prospectus and *Baseball America* as Houston's No. 8 prospect...was also ranked by *Baseball America* as the No. 6 prospect in the Texas League during 2013.
- Has played 390 games in right field, 10 in left field, eight in center field and five at DH during his career in the minors.
- Launched 25 home runs with Double A Corpus Christi in 2013, which ranked third in the Texas League...was named a Texas League Midseason All-Star...finished third in the league in slugging percentage (.498), tied for third in extra-base hits (50) and fourth in OPS (.842)...homered once every 16.64 at-bats, which also ranked third in the Texas League.
- Played for the Tigres del Licey in the Dominican Winter League this offseason...hit .244 (11x45) with three doubles, two homers and six RBI in 17 games.
- In 2012, was named the Class A Advanced Lancaster JetHawks Team MVP after hitting .302 (138x457) with 26 doubles, 23 homers and 97 RBI...ranked seventh in the California League in OPS (.921)...received CAL League Player of the Week honors for the week of Aug. 27-Sept. 4.
- Was ranked by *Baseball America* as the Astros No. 11 prospect in 2013 and No. 6 prospect in 2012...was tabbed by BA as the Phillies No. 9 prospect and the No. 18 prospect in the South Atlantic League in 2011...ranked as the No. 10 prospect in both the Phillies system and the New York-Penn League in 2010 by the publication...tabbed as the No. 10 prospect in the Gulf Coast League in 2009 by BA.

MINOR LEAGUES:

2013: Spent the entire year at Double A Corpus Christi where he was a Texas League Midseason All-Star despite being the second-youngest player in the league...hit 25 homers, becoming the youngest Astros minor league ever to hit 25+ homers at the Double A level...ranked third in the league in homers, tied for third in extra-base hits (50) and fourth in OPS (.842)...homered once every 16.64 at-bats, which ranked

★ NOTES

- Originally signed by Philadelphia as a 16-year-old non-drafted free agent out of the Dominican Republic on March 23, 2009...signed by Phillies scout Sal Agostinelli.
- Grew up and learned to speak English in St. Thomas of the U.S. Virgin Islands.
- As a 20-year-old in 2013, became the youngest Astros minor league ever to hit 25+ homers at the Double A level...Santana became the youngest Astros minor league to do this at any level since Mitch Einertson slugged 25 homers at 18 years old in 65 combined games between Rookie Level Greeneville and Class A Short Season Tri-City in 2004.
- Played at Minute Maid Park in an exhibition game against the Cubs on Mar. 30, 2013 in what was the Astros final 2013 Spring Training game...fell a homer shy of the cycle, going 3x4 with two RBI...played in four total Spring Training games last year (seven plate appearances).
- Was added to the Astros 40-man roster on Nov. 21, 2013...is signed to a one-year contract that runs through the 2014 season.

2014 HOUSTON ASTROS

third in the league...hit .252 (105x416) and added 23 doubles, 64 homers and a .498 slugging percentage...hit .294 (25x85) with a .553 slugging percentage against lefties but hit 20 of his 25 homers against righties...faced pitchers that were older than him in all but three of his plate appearances...homered three times in the same game on May 10 vs. Frisco, going 3x4 with five RBI...also had a multi-homer game during the final contest of the regular season on Sept. 2 vs. San Antonio (3x4, 2 HR, 4 RBI)...prior to the season, was ranked by *Baseball America* as the No. 11 prospect in the Astros system...following the season, was tabbed by *BA* as the No. 6 prospect in the Texas League...played for the Tigres del Licey in the Dominican Winter League this offseason...hit .244 (11x45) with three doubles, two homers and six RBI in 17 games...**2012:** Named the Class A Advanced JetHawks Team MVP after hitting .302 (138x457) with 26 doubles, 23 homers and 97 RBI...ranked seventh in the California League in OPS (.921) and received CAL League Player of the Week honors for the week of Aug. 27-Sept. 4...was the youngest player in the league...ranked by *Baseball America* as Houston's No. 6 prospect prior to the season...ranked by *Baseball America* as the No. 14 prospect in the CAL League...named Lancaster's Offensive Player of the Month for August...**2011:** Began the year with Class A Lakewood before getting traded to the Astros on Aug. 15...closed out the season at Class A Lexington...combined to hit .287 (120x418) with 33 doubles, four triples, 12 homers, 53 RBI and a .362 on-base percentage in 113 games between Lakewood (96g) and Lexington (17g)...rated by *Baseball America* as the No. 9 prospect in the Phillies system and the No. 18 prospect in the South Atlantic League...**2010:** Combined to hit .211 (74x351) with 19 doubles and eight homers in 103 games between Class A Short Season Williamsport (54g) and Class A Lakewood (49)...was ranked by *Baseball America* as the No. 10 prospect in the Phillies system and the No. 12 prospect in the New York-Penn League...**2009:** In his first professional season, hit .288 (34x118) with six homers, 28 RBI and a .388 on-base percentage in 37 games with the Gulf Coast League Phillies...ranked tied for fourth in the GCL in homers...was named the Phillies Minor League Player of the Month for August...following the season, was ranked by *Baseball America* as the No. 10 prospect in the Phillies system.

SANTANA

DOMINGO ALBERTO SANTANA

Year	Team	AVG	G	AB	R	H	2B	3B	HR	RBI	BB	SO	SB	CS	OBP	SLG	SF	SH	HB	E
2009	GCL Phillies (R)	.288	37	118	17	34	6	1	6	28	15	44	3	1	.388	.508	1	0	5	1
2010	Lakewood (A)	.182	49	165	27	30	10	0	3	16	29	76	5	6	.322	.297	2	0	6	2
	Williamsport (A)	.237	54	186	28	44	9	0	5	20	23	73	4	4	.336	.366	0	0	5	4
2011	Lakewood (A)	.269	96	350	45	94	29	4	7	32	26	120	4	1	.345	.434	0	0	15	4
	Lexington (A)	.382	17	68	13	26	4	0	5	21	6	15	1	0	.447	.662	0	0	2	3
2012	Lancaster (A)	.302	119	457	87	138	26	6	23	97	55	148	7	1	.385	.536	4	0	9	10
2013	Corpus Christi (AA)	.252	112	416	72	105	23	2	25	64	46	139	12	5	.345	.498	1	0	13	6
MINOR LEAGUE TOTALS		.268	484	1760	289	471	107	13	74	278	200	615	36	18	.359	.469	8	0	55	30

SANTANA CAREER TRANSACTIONS

- Signed by Philadelphia as a non-drafted free agent on March 23, 2009.
- Acquired by Houston from Philadelphia as a PTBNL along with RHP Jarred Cosart, IF Jon Singleton and RHP Josh Zeid in exchange for OF Hunter Pence on July 29, 2011...named on Aug. 15, 2011.

2014 HOUSTON ASTROS



JON SINGLETON

13

Bats/Throws: Left/Left

Born: 9/18/91 in Harbour City, CA

Opening Day Age: 22

Contract Status: Signed through 2014

Acquired: From Philadelphia along with RHP Jarred Cosart, RHP Josh Zeid and a PTBNL (OF Domingo Santana) in exchange for OF Hunter Pence on July 29, 2011.

Height/Weight: 6-2/256

Resides: Lakewood, CA

ML Service: 0.000

IF

CAREER HIGHLIGHTS

- The 22-year old is ranked by MLB.com and Baseball Prospectus as the top first base prospect in baseball...ranked in the Astros top 10 prospects by ESPN.com (#5), Baseball Prospectus (#5) and *Baseball America* (#7)...among all prospects in the game, Baseball Prospectus ranks him at No. 57 while ESPN.com has him at No. 78
- In five minor league seasons, owns a career .280 (473x1690) batting average with 101 doubles, 61 homers, 275 RBI and a .386 OBP in 484 games...has played 395 games at first base, 49 games in left field, six at designated hitter and one in right field.
- Among players with 200 plate appearances, Singleton was the youngest player in the Triple A Pacific Coast League in 2013...finished the 2013 season at Triple A and came on strong down the stretch, posting a .402 on-base percentage over his last 32 games of the season...drew 25 walks as opposed to 28 strikeouts during that span...hit a walk-off double in Oklahoma City's final game of the regular season...in three playoff games with the club, hit .400 (4x10) with a homer and three RBI.
- Played in the Puerto Rican Winter League this offseason for the Cangrejeros de Santurce...led the league in homers (9) and ranked second in slugging (.537) and walks (26), and fourth in extra-base hits (15) and total bases (66)...added a .268 (33x123) average with six doubles, 17 RBI and a .933 OPS (.396 OBP/.537 SLG).
- In 2012, was a *Baseball America* Minor League All-Star and a Texas League Midseason and Postseason All-Star after hitting .284 (131x461) with 21 homers, 79 RBI and a .396 OBP in 131 games at Double A Corpus Christi...despite being the third-youngest player in the league, ranked tied for first in runs scored (94), second in walks (88) and fourth in OPS (.893) and extra-base hits (52)...was named the Corpus Christi Hooks MVP and an MiLB.com Organizational All-Star.
- Played in the Arizona Fall League during the 2012 offseason and played in the AFL Rising Stars Game...was named the AFL Player of the Week for the week of Oct. 9-16.
- Has amassed a number of *Baseball America* accolades throughout his career...named the No. 27 overall prospect in baseball in 2013, No. 34 in 2012 and No. 39 in 2011...was ranked as the Astros No. 2 prospect in 2013 and No. 1 prospect in 2012...named the Phillies No. 2 prospect in 2011 and No. 20 prospect in 2010...rated the 'Best Hitter for Average' in the Astros system in both 2013 and 2012...rated the 'Best Power Hitter' in the Astros system in 2012 and the Phillies system in 2011...rated 'Best Strike Zone Discipline' in the Phillies system in 2011...named 'Best Power Prospect' in the Florida State League in 2011...named 'Most Exciting Player' and 'Best Defensive First Baseman' in the South Atlantic League in 2010.
- Has also been recognized by *Baseball America* as a top prospect in many of the leagues he's been in...ranked as the No. 2 prospect in the Arizona Fall League (2012), No. 5 prospect in the Texas League (2012), No. 7 prospect in the Florida State League (2011), No. 5 prospect in the California League (2011), No. 1 prospect in the South Atlantic League (2010) and No. 7 prospect in the Gulf Coast League (2009).

★ NOTES

- Graduated from Robert A. Millikan High School (Long Beach, CA) in 2009 where he hit .318 with seven home runs, 46 RBI and a .485 on-base percentage in 53 career games...was a 2009 Rawlings First Team All-American and a California All Region First Team selection.
- Won the Home Run Derby at the 2008 Perfect Game National Showcase at the Metrodome.
- Was selected by the Phillies in the eighth round of the June 2009 draft...signed by Philadelphia scout Demerius Pittman...was rated by *Baseball America* as the No. 6 first base prospect in the 2009 draft class.
- Represented the Astros in the 2012 All-Star Futures Game and started at first base...went 3x4 with a walk, an RBI and two runs scored.
- Attended MLB's Rookie Development program this offseason along with Max Stassi and Josh Zeid.
- Was added to the Astros 40-man roster on Oct. 2, 2013...is signed to a one-year contract that runs through the 2014 season...will be in Major League camp during Spring Training for the first time in his career.

2014 HOUSTON ASTROS

MINOR LEAGUES:

2013: Combined to hit .230 (70x304) with 42 runs scored, 17 doubles, 11 homers, 44 RBI and a .351 OBP in 90 total games with Triple A Oklahoma City (73g), Double A Corpus Christi (11g) and Class A Quad Cities (6g)...began the season with Quad Cities before moving on to Corpus Christi and finally Oklahoma City... homered in his first at-bat of the season...homered in each of his first three games to start the year... among players with 200 plate appearances, was the youngest player in the Triple A Pacific Coast League...posted a .402 on-base percentage over his last 32 games of the season at Triple A...drew 25 walks as opposed to 28 strikeouts during that span...hit a walk-off double in Oklahoma City's final game of the regular season...in three playoff games with the club, hit .400 (4x10) with a homer and three RBI...played in the Puerto Rican Winter League following the season for the Cangrejeros de Santurce...led the league in homers (9) and ranked second in slugging (.537) and walks (26), and fourth in extra-base hits (15) and total bases (66)... added a .268 (33x123) average with six doubles, 17 RBI and a .933 OPS (.396 OBP/.537 SLG)...entered the year ranked by MLB.com as the top first base prospect in baseball and the No. 27 overall prospect in the game...*Baseball America* had him as the No. 2 prospect and 'Best Hitter for Average' in the Astros system... was ranked by ESPN.com's Keith Law as the No. 32 prospect in baseball...added to the Astros 40-man roster on Oct. 2...served a 50-game suspension to start the 2013 season...**2012:** Spent the entire season at Double A Corpus Christi where he was the third-youngest player in the Texas League...was a *Baseball America* Minor League All-Star and a Texas League Midseason and Postseason All-Star...hit .284 (131x461) with 21 homers, 79 RBI and a .396 OBP in 131 games...ranked tied for first in the Texas League in runs scored (94), second in walks (88), and fourth in OPS (.893) and extra-base hits (52)...was named the Corpus Christi Hooks MVP and an MiLB.com Organizational All-Star...received Texas League Player of the Week honors for the weeks of May 21-29 and July 2-9...received Hooks Offensive Player of the Month honors in both May and July...ranked by *Baseball America* as the No. 5 prospect in the Texas League...represented the Astros in the SiriusXM All-Star Futures Game and started at first base...went 3x4 with a walk, an RBI and two runs scored in the game...played in the Arizona Fall League following the season and played in the AFL Rising Stars Game...was named the AFL Player of the Week for the week of Oct. 9-16...hit .226 (21x93) with four doubles, two triples, three homers, eight RBI and a .345 OBP in 25 total games in the AFL...entering the season was ranked by *Baseball America* as the No. 2 prospect and 'Best Hitter for Average' in the Astros system...**2011:** Combined to hit .298 (134x449) with 23 doubles, 13 homers, 63 RBI and a .392 OBP in 128 games between Class A Advanced Clearwater (93g) and Class A Advanced Lancaster (35g)...started the year with Clearwater before moving to Lancaster after getting traded to the Astros on July 29 in the Hunter Pence deal...received Florida State League Player of the Week honors for the week of June 27-July 3... *Baseball America* High Class A All-Star...rated by BA as the 'Best Power Prospect' and No. 7 prospect overall in the Florida State League, and the No. 5 prospect in the California League...entering the year was rated by *Baseball America* as the No. 2 prospect and 'Best Power Hitter' with the 'Best Strike Zone Discipline' in the Philadelphia system...**2010:** Spent the entire season with Class A Lakewood...ranked tied for third in South Atlantic League in OBP (.393), fourth in slugging (.479) and 10th in RBI (77)...named the South Atlantic League's Most Outstanding Major League Prospect...named the Phillies Minor League Player of the Week for the week of May 17-23...hit .500 (21x42), with three homers and 12 RBI over a 12-game hitting streak from May 16-27...batted .373 (50x134, 9 HR, 41 RBI) before the All-Star break...had at least one RBI in seven straight games from May 30-June 5 (10 RBI)...ranked by *Baseball America* as the Phillies No. 20 prospect entering the year...tabbed by BA as the No. 1 prospect, 'Most Exciting Player', and 'Best Defensive First Baseman' in the South Atlantic League...**2009:** Began his pro career with the GCL Phillies...hit .522 (12x23) over his first eight career games...reached base safely in 26 of his 31 total games...named by *Baseball America* as the No. 7 prospect in the Gulf Coast League after the season.

SINGLETON

JONATHAN L. SINGLETON

Year	Team	AVG	G	AB	R	H	2B	3B	HR	RBI	BB	SO	SB	CS	OBP	SLG	SF	SH	HB	E
2009	GCL Phillies (R)	.290	31	100	12	29	9	0	2	12	18	13	1	0	.395	.440	1	0	0	2
2010	Lakewood (A)	.290	104	376	64	109	25	2	14	77	62	74	9	7	.393	.479	6	0	6	4
2011	Clearwater (A)	.284	93	320	48	91	14	0	9	47	56	83	3	3	.387	.413	5	0	1	9
	Lancaster (A)	.333	35	129	20	43	9	1	4	16	14	40	0	0	.405	.512	2	0	3	5
2012	Corpus Christi (AA)	.284	131	461	94	131	27	4	21	79	88	131	7	2	.396	.497	5	0	1	13
2013	Quad Cities (A)	.286	6	21	6	6	2	0	3	5	4	5	0	0	.400	.810	0	0	0	0
	Corpus Christi (AA)	.263	11	38	5	10	2	1	2	8	9	16	0	0	.396	.526	1	0	0	1
	Oklahoma City (AAA)	.220	73	245	31	54	13	0	6	31	46	89	1	0	.340	.347	3	0	0	7
MINOR LEAGUE TOTALS		.280	484	1690	280	473	101	8	61	275	297	451	21	12	.386	.457	23	0	11	41

SINGLETON CAREER TRANSACTIONS

- Selected by Philadelphia in the eighth round of the June 2009 draft.
- Acquired by Houston from Philadelphia along with RHP Jarred Cosart, RHP Josh Zeid and a PTBNL (OF Domingo Santana) in exchange for OF Hunter Pence on July 29, 2011.

2014 HOUSTON ASTROS



GEORGE SPRINGER 79

Bats/Throws: Right/Right

Born: 9/19/89 in New Britain, CT

Opening Day Age: 24

Contract Status: Signed through 2014

Acquired: Selected in the first round (11th overall) of the June 2011 draft.

Height/Weight: 6-3/204

Resides: New Britain, CT

ML Service: 0.000

NON-ROSTER INVITEE

OF

CAREER HIGHLIGHTS

- Enters 2014 coming off one of the greatest seasons in minor league history...hit 37 homers while stealing 45 bases combined between Triple A Oklahoma City and Double A Corpus Christi in 2013...became the first Astros minor leaguer ever to hit 30+ homers while recording 30+ stolen bases...became the first minor leaguer to reach the 30-30 plateau since Oakland's Grant Desme in 2009...fell just three home runs shy of reaching the 40-40 mark, which hasn't been accomplished in minor league baseball since 1956.
- Made the 2014 top 100 prospect lists for ESPN.com (#19), Baseball Prospectus (#20) and MLB.com (#21)...ranked as the Astros No. 2 prospect by Baseball Prospectus and *Baseball America*, while ESPN.com has him at No. 3...
- Named Minor League Baseball's 2013 Offensive Player of the Year and the Astros Minor League Player of the Year after hitting .303 (149x492) with 27 doubles, four triples, 37 homers, 108 RBI, 45 stolen bases and a 1.010 OPS (.411 OBP/.600 SLG) combined between Oklahoma City (62g) and Corpus Christi (73g)...was one of just nine position players named to *Baseball America's* Minor League All-Star Team, and was also named to MLB.com's All-Prospect Team.
- Finished among the top 10 players in all of the minors in 2013 in homers (T-2nd), total bases (295, 3rd), OPS (3rd), RBI (4th), slugging percentage (5th), runs (106, T-5th) and extra-base hits (68, T-6th).
- Received 2013 Texas League Player of the Year honors and was a Midseason and Postseason All-Star after hitting .297 with 19 homers and 23 steals in 73 first-half games with the Double A Corpus Christi Hooks...received the award despite getting a promotion to Triple A at the start of the second half of the season...at the time of his promotion to Oklahoma City, was leading the Texas League in runs (56), extra-base hits (39), and slugging (.579) while ranking tied for first in homers.
- Named the MVP of the 2013 Texas League All-Star Game after going 2x3 with two home runs and 3 RBI in the contest.
- His 37 homers last year ranked tied for sixth all-time in Astros minor league history for a single

★ NOTES

- Graduated from Avon Old Farms High School in New Britain, CT where he also played soccer...drafted by Minnesota in the 48th round following his senior season, but did not sign and went on to attend the University of Connecticut.
- Played three seasons with the Huskies before being drafted by Houston with the 11th overall selection in the June 2011 draft...became the highest drafted Husky in school history after setting career records for runs scored (220) and home runs (46)...signed by Astros scout John Kosciak.
- Hit .343 (84x245) in his junior year with 12 home runs, 31 stolen bases and 77 RBI in 66 games...was the everyday center fielder and three-hole hitter for the Huskies, who advanced to the NCAA Super Regionals...was also tabbed as the Big East Player of the Year in 2011 and finished the season leading the conference in RBI, stolen bases, runs scored (61) and total bases (149), while finishing fourth in hitting.
- Was named a 2011 First Team All-American by Perfect Game USA, Louisville Slugger and the NCBWA...named a 2011 Second Team All-American by *Baseball America*...was also a Dick Howser Trophy and Golden Spikes Award semifinalist in 2011.
- Hit at least .337 in his three seasons at Connecticut...other career highlights: 2011 All-Big East First Team, 2010 All-Big East Second Team, 2009 Big East Rookie of the Year (first ever Husky to receive the award), 2009 Silver Slugger All-American.
- Both of his parents attended UConn...his father, George II, played in the 1976 Little League World Series...his mother, Laura, is a former gymnast...George took gymnastics lessons when he was 18 months old up until he was 12 and can still do a back flip.
- Signed to a minor league contract, Springer was invited to MLB Spring Training on Jan. 14, 2014...marks his second consecutive Major League camp with the Astros.

2014 HOUSTON ASTROS

season...his .600 slugging percentage ranked ninth while his 1.010 OPS ranked tied for ninth...along with OF Andrew Aplin, became one of just seven Astros minor leaguers ever to record 100+ runs and 100+ RBI in a single season.

- Along with IF Carlos Correa and IF Delino DeShields, represented the Astros at the 2013 SiriusXM All-Star Futures Game at Citi Field in New York...along with the Mets, the Astros were one of two teams with three players in the game...went 1x3 in the game.
- Is ranked by Baseball Prospectus as the Astros No. 2 prospect...Springer entered the 2013 season ranked as the Astros No. 3 prospect and was called the organization's best athlete and the best defensive outfielder by *Baseball America* for the second consecutive season...also was named as having the organization's best outfield arm.
- In his second professional season in 2012, earned Midseason and Postseason California League All-Star honors while playing for Class A Advanced Lancaster...played for Mesa in the Arizona Fall League following the season and was named an AFL Rising Star.

MINOR LEAGUES:

2013: Had one of the greatest seasons in minor league history after becoming the first minor leaguer to hit 30+ homers while recording 30+ steals since Oakland's Grant Desme in 2009...became the first Astros minor leaguer ever to reach the 30/30 plateau...named Minor League Baseball's 2013 Offensive Player of the Year and the Astros Minor League Player of the Year after hitting .303 (149x492) with 27 doubles, four triples, 37 homers, 108 RBI, 45 stolen bases and a 1.010 OPS (.411 OBP/.600 SLG) combined between Triple A Oklahoma City (62g) and Double A Corpus Christi (73g)...was one of just nine position players named to *Baseball America*'s Minor League All-Star Team...named to MLB.com's All-Prospect Team...finished among the top 10 players in all of the minors in homers (T-2nd), total bases (295, 3rd), OPS (3rd), RBI (4th), slugging percentage (5th), runs (T-5th) and extra-base hits (68, T-6th)...received Texas League Player of the Year honors and was a Midseason and Postseason All-Star after hitting .297 with 19 homers and 23 steals in 73 first-half games with the Double A Corpus Christi Hooks...received the award despite getting a promotion to Triple A at the start of the second half of the season...named the Texas League Player of the Week for the week of May 27-June 3...received the Hooks April Player of the Month Award...at the time of his promotion to Oklahoma City on June 27, was leading the Texas League in runs (56), extra-base hits (39), and slugging (.579) while ranking tied for first in homers...after arriving at Triple A, led the Pacific Coast League in runs (49), extra-base hits (29), total bases (136), homers (18), RBI (53), slugging percentage (.626) and OPS (1.050)...received PCL Player of the Week honors for the week of July 8-15...named Oklahoma City's Player of the Month for July...**2012:** Entered the season ranked as the Astros No. 3 prospect, best athlete and the best defensive outfielder by *Baseball America*...was also named to have the organization's best outfield arm...was a non-roster invite to the Astros Major League Spring Training and appeared in nine games, going 3x9 with a double and two runs scored...assigned to Class A Advanced Lancaster at the onset of the season, where he earned Midseason and Postseason California League All-Star honors...ranked tied for second in the league in runs scored, third in OPS (.955) and triples, fifth in on-base and slugging percentage, sixth in batting average, tied for eighth in stolen bases and 10th in home runs...earned California League Player of the Week honors for the week beginning on May 14...promoted to Double A Corpus Christi on Aug. 9 and finished the season with the Hooks...combined to hit .302 (153x506) with 21 doubles, 10 triples, 24 home runs, 87 RBI and 32 stolen bases at the two levels...following the season, was named an Organizational All-Star by MiLB.com...played for Mesa in the Arizona Fall League after the season, hitting .286 (20x70) with four doubles, three triples, four home runs and 14 RBI in 21 games...named an Arizona Fall League Rising Star...**2011:** Played in eight games for Class A Short-Season Tri-City after signing with the club on Aug. 15...started in center field in all eight contests...went 2x3 with three runs scored, a double and a home run in his second career game on Aug. 29 vs. Lowell...reported to the club's instructional league in Kissimmee, FL, following the season.

GEORGE C. SPRINGER

Year	Team	AVG	G	AB	R	H	2B	3B	HR	RBI	BB	SO	SB	CS	OBP	SLG	SF	SH	HB	E
2011	Tri-City (A)	.179	8	28	8	5	3	0	1	3	2	2	4	0	.303	.393	0	0	3	0
2012	Lancaster (A)	.316	106	433	101	137	18	10	22	82	56	131	28	6	.398	.557	5	0	6	2
	Corpus Christi (AA)	.219	22	73	8	16	3	0	2	5	6	25	4	2	.288	.342	0	1	1	0
2013	Corpus Christi (AA)	.297	73	273	56	81	20	0	19	55	42	96	23	5	.399	.579	1	2	5	1
	Oklahoma City (AAA)	.311	62	219	50	68	7	4	18	53	41	65	22	3	.425	.626	2	0	4	0
MINOR LEAGUE TOTALS		.299	271	1026	223	307	51	14	62	198	147	319	81	16	.394	.558	8	3	19	3

SPRINGER CAREER TRANSACTIONS

- Selected by Houston in the first round (11th overall) of the June 2011 draft.

2014 HOUSTON ASTROS



MAX STASSI

12

Bats/Throws: Right/Right

Born: 3/15/91 in Woodland, CA

Opening Day Age: 23

Contract Status: Signed through 2014

Acquired: From Oakland along with IF Chris Carter and RHP Brad Peacock in exchange for IF Jed Lowrie and RHP Fernando Rodriguez on Feb. 4, 2013.

Height/Weight: 5-10/201

Resides: Yuba City, CA

ML Service: 0.041

C

CAREER HIGHLIGHTS

- The 23-year old backstop had a breakout year at Double A Corpus Christi in 2013 before making his MLB debut in August...played in just three games in the Majors due to a concussion that sidelined him for most of the final month of the season...is the top catching prospect in the Astros organization.
- In parts of five minor league seasons, has hit .253 (300x1185) with 47 home runs and 183 RBI in 315 games...has reached double-digit homers in three of his last four seasons.
- Hit .277 (80x289) with 20 doubles, 17 homers, 60 RBI and a .529 slugging percentage in 76 games at Double A in 2013...had a monstrous July, hitting .333 (29x87) with 11 homers, 24 RBI and a 1.185 OPS in 24 games...was named the TOPPS July Texas League Player of the Month and the Corpus Christi July Player of the Month.
- Became the first Astros minor league catcher to hit 17+ homers at either Double or Triple A since Mitch Meluskey hit 17 homers at Triple A in 1998.
- Made his Major League debut on 8/20 at TEX and went 2x3, becoming the 12th player in Astros history to record multiple hits in their MLB debut.
- Homered in five consecutive games from July 15-21, 2013 at Double A...hit 10 homers in 15 games from July 15-31...led the Texas League in batting average (.318), homers (16), slugging (.659) and OPS (1.026) during the second half of 2013.
- Rated by *Baseball America* as the 'Best Defensive Catcher' in the Oakland Athletics systems for four consecutive seasons (2010-13)...was ranked by the publication as Oakland's No. 14 prospect in 2013 and 2012...tabbed as the organizations No. 6 prospect in 2011 and No. 4 prospect in 2010.
- Named to the Midwest League Midseason All-Star Team in 2010.

2013: The Astros top catching prospect played the majority of the season at Double A Corpus Christi but made his Major League debut in August...played in two games with the Astros before sustaining a mild concussion on Aug. 23...made his MLB debut on Aug. 20 at TEX and went 2x3...became the 12th player in Astros history to record multiple hits in their MLB debut and the second of the season, joining OF Robbie Grossman (2x5 on April 24 vs. SEA)...prior to Grossman and Stassi, the last Astro to have a multi-hit game in his MLB debut was Orlando Miller (2x4) on July 8, 1994 at CHC...started his

★ NOTES

- Graduated from Yuba City (CA) High School in 2009...hit .538 with 11 home runs and 38 RBI as a senior in 2009 and was named the Tri-County Conference Co-Player of the Year...finished his high school career with a .513 batting average.
- Taken by Oakland in the fourth round of the 2009 draft...signed by A's scout Jermaine Clark...entering the draft, was ranked by *Baseball America* as the 'Best Pure Hitter' with the 'Best Strike-Zone Judgement' among the entire high school class.
- **IN THE COMMUNITY:** Max had his fifth annual Homers for the Hungry charity event on Nov. 30, 2013 at Yuba City High School's Winship Field...he and his brother Brock, a prospect in the Phillie Phanatic organization, participated in a home run derby, hitting 98 total home runs off their father and Yuba City baseball coach Jim Stassi...the event raised over \$30,000 this year for 12 local food banks and Hands of Hope, which is a charity that offers support to homeless children, youths and parents...during the event's five-year run, it has raised over \$90,000.
- His father, Jim, spent two seasons (1982-83) in the Giants organization where he pitched at the Class A, Double A and Triple A levels...Max is also related to Myril Hoag, who played 13 seasons in the Majors for the Yankees, Browns, White Sox and Indians from 1931-45.
- Enjoys fishing...caught a 50-pound salmon while fishing on the Sacramento River this offseason.
- Attended MLB's Rookie Development program this offseason along with Jon Singleton and Josh Zeid.
- Acquired by Houston from Oakland in February of 2013, one week before pitchers and catchers reported to Spring Training.
- Was added to the Astros 40-man roster after getting selected from Double A on Aug. 20...is signed a one-year contract that runs through the 2014 season.

2014 HOUSTON ASTROS

STASSI

first two games at DH before making his first Major League appearance at catcher on Sept. 23 (caught 3.0 innings)...missed time during Spring Training with a sports hernia and was sent to Double A for the start of the 2013 season...suffered an oblique strain that pushed back his 2013 debut with Double A Corpus Christi to May 2...played in 79 games with the Double A Hooks before getting selected to the Major League roster on Aug. 20...suffered a mild concussion after getting hit in the face by a Tanner Scheppers fastball on Aug. 21 at TEX...was placed on the seven-day concussion DL from Aug. 22-Sept. 23...hit .277 (80x289) with 20 doubles, 17 homers, 60 RBI and a .529 slugging in 76 games at Double A...had a monstrous July, hitting .333 (29x87) with four doubles, one triple, 11 homers, 24 RBI and a 1.185 OPS in 24 games...was named the TOPPS Texas League Player of the Month for July and the Hooks Player of the Month...homered in five consecutive games from July 15-21 and hit 10 in 15 games from July 15-31...led the Texas League in batting average (.318), homers (16), slugging (.659) and OPS (1.026) in the second half of play...22-year-old did most of his damage against pitchers that were older than him in 2013, clubbing 16 of his 17 homers against older competition (.524 SLG)...hit .286 with 15 HR against righties and .246 with two HR against lefties.

MINOR LEAGUES:

2012: Batted .268 with 15 home runs and 45 RBI in 84 games with Class A Stockton in a season cut short due to two stints on the disabled list...led the California League in sacrifice flies (11)...12 of his 15 round-trippers were solo shots...appeared exclusively at catcher on defense where he played in 66 games...tossed out 19-of-80 (23.8%) attempted basestealers...was named the best defensive catcher in the A's farm system by *Baseball America*...played for Phoenix in the Arizona Fall League following the season and batted .271 with a home run and 11 RBI in 13 games...**2011:** Appeared in just 31 games for Class A Stockton, all at designated hitter...recorded 16 walks for a .331 on-base percentage...was limited to DH duties as he rehabbed a right shoulder strain...was placed on the disabled list May 21 and later underwent season-ending surgery on the shoulder...**2010:** Spent his first full professional season at Class A Kane County...committed 14 errors in 95 games at catcher for a .984 fielding percentage...tossed out 42 of 125 (33.6%) attempted basestealers, which was the fourth-best percentage in the Midwest League...was named the A's sixth-best prospect by *Baseball America* following the season...was also named as the 'Best Defensive Catcher' in the A's organization in the publication's 'Best Tools' survey...hit his first professional home run April 10 at Wisconsin...was named to the Midwest League Midseason All-Star Team and had a single in two at bats for the West squad in the June 22 game...went 2x6 (.333) with a walk in two postseason games for the Cougars...**2009:** Was the A's fourth round pick in the 2009 draft and signed at the deadline on Aug. 17...went 0x1 with a walk in one game with the A's affiliate in the Arizona League Aug. 22 before he was transferred to Single A Vancouver the next day...hit .286 with eight RBI in 13 games with the Canadians...appeared in eight games at catcher...singled Aug. 24 at Salem-Keiser for his first professional hit...named as the A's fourth-best prospect and best defensive catcher by *Baseball America* following the season.

MAX ROBERT STASSI

Year	Team	AVG	G	AB	R	H	2B	3B	HR	RBI	BB	SO	SB	CS	OBP	SLG	SF	SH	HB	E
2009	AZL Athletics (R)	.000	1	1	0	0	0	0	0	0	1	1	0	0	.500	.000	0	0	0	0
	Vancouver (R)	.286	13	49	3	14	4	0	0	8	2	11	0	0	.340	.367	0	0	2	0
2010	Kane County (R)	.229	110	411	54	94	21	1	13	51	45	141	3	3	.310	.380	3	1	5	14
2011	Stockton (A)	.231	31	121	22	28	6	0	2	19	16	22	1	1	.331	.331	0	0	2	0
2012	Stockton (A)	.268	84	314	48	84	18	0	15	45	27	83	3	1	.331	.468	11	0	8	5
2013	Corpus Christi (AA)	.277	76	289	40	80	20	1	17	60	19	68	1	1	.333	.529	5	2	8	6
	HOUSTON	.286	3	7	0	2	0	0	0	1	0	2	0	0	.375	.286	0	0	1	0
	MINOR LEAGUE TOTALS	.253	315	1185	167	300	69	2	47	183	110	326	8	6	.325	.434	19	3	25	25
	MAJOR LEAGUE TOTALS	.286	3	7	0	2	0	0	0	1	0	2	0	0	.375	.286	0	0	1	0

STASSI CAREER TRANSACTIONS

- Selected by Oakland in the fourth round of the June 2009 draft.
- Acquired by Houston from Oakland along with IF Chris Carter and RHP Brad Peacock in exchange for IF Jed Lowrie and RHP Fernando Rodriguez on Feb. 4, 2013.
- On Disabled List, Aug. 22-Sept. 23, 2013 (concussion).

STASSI GAME HIGHS

Hits: 2 -- Aug. 20, 2013 at Texas
 Home Runs: none
 RBI: 1 -- Aug. 21, 2013 at Texas
 Stolen Bases: none
 Longest Hitting Streak: 1 -- April 20, 2013
 Career Grand Slams (0): none

2014 HOUSTON ASTROS

STASSI CAREER FIELDING

YEAR	POSITION	PCT.	G	PO	A	E	TC	DP
2013	Catcher	1.000	1	1	1	0	2	0
TOTALS	Catcher	1.000	1	1	1	0	2	0

LEADOFF HR

PINCH-HIT HR

WALK-OFF HR

No.	Date	Opp.	Pitcher	No.	Date	Opp.	Pitcher	No.	Date	Opp.	Pitcher
none				none				none			



JASON STOFFEL

72

Bats/Throws: Right/Right
Born: 9/15/88 in Tarzana, CA
Opening Day Age: 25

Contract Status: Signed through 2014

Acquired: From San Francisco along with RHP Henry Sosa in exchange for IF Jeff Keppinger on July 19, 2011.

Height/Weight: 6-1/233
Resides: Agoura, CA
ML Service: 0.000

NON-ROSTER INVITEE

RHP

CAREER HIGHLIGHTS

- Right-handed reliever begins his sixth professional season and his third full season in the Astros organization...has made 226 career minor league appearances, finishing 169 games and saving 78 with a 3.40 ERA (93ER/246IP).
- Will be in MLB camp at Spring Training for the second time in his career, as he spent 2011 Spring Training with San Francisco's big league camp.
- Reached the Triple A level for the first time in his career in 2013 and was named a Pacific Coast League Midseason All-Star...he led Oklahoma City with 14 holds while his .224 opponent's batting average ranked third among PCL relievers...allowed just one homer in his 62.1 innings pitched.
- Led the Texas League and the Astros minor league system with 27 saves in 2012...set a Corpus Christi club record and ranked tied for fifth in the minors in saves...earned 2012 Texas League Midseason and Postseason All-Star honors and held batters to a .196 average.
- Pitched in the Arizona Fall League following the 2011 and 2010 seasons.
- Ranked by *Baseball America* as the Giants No. 22 prospect in 2011 and No. 15 prospect in 2010.

★ NOTES

- Graduated from Agoura HS (CA) in 2006... earned four varsity letters, was his team captain, and received the George Bush Award for Academic Excellence during his senior season...received *Baseball America* Third Team Preseason honors in 2006...went 16-4 with 146 strikeouts during his junior and senior seasons...posted a 1.29 ERA as a senior.
- Went on to attend the University of Arizona... is Arizona's career saves leader with 29... also holds school records for saves in a season (13, 2008), appearances in a season (21, 2009), and career appearances (99)... went 11-3 with a 3.28 ERA (53ER/145.1IP) and 189 strikeouts in his career with the Wildcats...ranks third in school history in strikeouts per 9.0 innings (11.70).
- Selected by San Francisco in the fourth round of the June 2009 draft...signed by Giants scout Chuck Hensley.
- Was acquired by Houston in July of 2011 as part of the return from San Francisco in the Jeff Keppinger trade...signed a minor league contract with an invite to Spring Training on Jan. 14, 2014.

MINOR LEAGUES:

2013: Went 8-1 with a 3.23 ERA (25ER/69.2IP), five saves and 58 strikeouts in 51 appearances between Double A Corpus Christi (7g) and Triple A Oklahoma City (44g)... righties hit just .170 (26x153) off him between the two levels...named a Pacific Coast League Midseason All-Star...led Oklahoma City with 14 holds while his .224 opponent's batting average ranked third among PCL relievers...allowed just one homer in his 62.1 innings pitched...received OKC's June Pitcher of the Month award...**2012:** Spent the entire season at Double A Corpus Christi where he led the Texas League and the Astros minor league system with 27 saves...ranked tied for fifth in the minors in the category...received Corpus Christi Pitcher of the Year honors after establishing a club record with his 27 saves...earned Texas League Midseason and Postseason

2014 HOUSTON ASTROS

All-Star honors and held batters to a .196 average...named an MiLB.com Organization All-Star...received Corpus Christi Pitcher of the Month honors in July...the Hooks went 65-1 when leading after eight innings... led Texas League relievers in opponent's batting average and baserunners per 9.0 innings (9.16), while his 2.02 walks per 9.0 innings ratio ranked second...**2011:** Split the season with Double A Richmond (32g) of the Giants organization and Double A Corpus Christi (18g)...was acquired by the Astros on July 19 as part of the return in the Jeff Keppinger trade...went 2-5 with a 4.53 ERA (24ER/47.2IP), 50 strikeouts and 17 saves in 50 games between the two clubs...pitched for Salt River in the Arizona Fall League following the season, going 0-1 with a 6.87 ERA in 14 outings...entered the year ranked by *Baseball America* as the Giants No. 22 prospect...**2010:** Ranked fourth in the California League and led the Giants system with 25 saves... pitched for Scottsdale in the Arizona Fall League, going 1-0 with a 5.27 ERA in nine games...entered the year ranked by *Baseball America* as the Giants No. 15 prospect...**2009:** Combined to go 1-0 with a 0.90 ERA (2ER/20IP) and 19 strikeouts between the Rookie Level AZL Giants (9g) and Class A Short Season Salem-Keizer (8g).

STOFFEL

JASON ANTHONY STOFFEL

Year	Team	W	L	ERA	G	GS	CGSHO	SV	IP	H	R	ER	HR	HB	BB	SO	WP	BK	AVG
2009	AZL Giants (R)	0	0	1.86	9	0	0	0	2	9.2	8	2	2	0	0	6	0	0	.211
	Salem-Keizer (A)	1	0	0.00	8	0	0	0	2	10.1	6	1	0	0	0	13	0	0	.158
2010	San Jose (A)	2	4	4.80	52	0	0	0	25	50.2	55	33	27	4	2	24	66	8	.276
2011	Richmond (AA)	1	2	3.98	32	0	0	0	13	31.2	34	16	14	1	2	16	31	4	.276
	Corpus Christi (AA)	1	3	5.63	18	0	0	0	4	16.0	18	10	10	3	0	9	19	3	.265
2012	Corpus Christi (AA)	2	1	2.33	56	0	0	0	27	58.0	41	16	15	3	2	16	57	10	.196
2013	Corpus Christi (AA)	0	0	1.23	7	0	0	0	5	7.1	9	3	1	1	1	0	7	0	.290
	Oklahoma City (AAA)	8	1	3.47	44	0	0	0	62.1	49	24	24	1	1	30	51	7	0	.224
MINOR LEAGUE TOTALS		15	11	3.40	226	0	0	0	78	246.0	220	105	93	13	8	96	250	32	.238

STOFFEL CAREER TRANSACTIONS

- Selected by San Francisco in the fourth round of the June 2009 draft.
- Acquired by Houston from San Francisco along with RHP Henry Sosa in exchange for IF Jeff Keppinger on July 19, 2011.



RONALD TORREYES 86

Bats/Throws: Right/Right

Born: 9/2/92 in Libertador, VZ

Opening Day Age: 21

Contract Status: Signed through 2014

Acquired: From Chicago (NL) in exchange for international pool space on July 2, 2013.

Height/Weight: 5-10/151

Resides: Barinas, VZ

ML Service: 0.000

NON-ROSTER INVITEE

IF

CAREER HIGHLIGHTS

- Infielder enters his fifth professional season and will be in Major League camp during Spring Training for the first time in his career.
- Has posted some of the lowest strikeout rates in the minors since his arrival to pro ball in 2010...in 376 career games, has struck out just 96 times in 1606 plate appearances (5.98%)...has also posted a career .309 (440x1423) batting average with 98 walks and a .368 on-base percentage.
- Has played 253 games at 2B (.986 fielding percentage), 71 games at SS (.967 fielding percentage) and 30 games at 3B (.901 fielding percentage)...has also played five games in LF and 10 at DH.
- Was acquired by the Astros in 2013 after the club traded international signing pool space to the Cubs... was sent to Double A Corpus Christi, and at 20 years old was one of the three youngest players in the Texas League...hit .278 (42x151) with six walks and 14 strikeouts in 38 games with the club, posting a .969 fielding percentage (3E/98TC) in 23 games at shortstop.

★ NOTES

- Originally signed by Cincinnati as a 16-year-old non-drafted free agent out of Venezuela on Feb. 23, 2010...signed by Reds scout Jose Fuentes.
- Signed a minor league contract with an invite to Spring Training on Jan. 14, 2014... marks his first time in Major League camp.

2014 HOUSTON ASTROS

- In his first full-season in the United States in 2011, earned *Baseball America* Low Class A All-Star honors... hit .356 (99x278) with a .398 OBP in 67 games that season with Class A Dayton.
- Tabbed by *Baseball America* as the No. 13 prospect in the Reds organization in 2012, and the club's No. 22 prospect in 2011.

MINOR LEAGUES:

2013: Spent the entire season at the Double A level, hitting a combined .269 (101x375) with 19 doubles, two homers, 37 RBI and a .329 on-base percentage in 103 games between Corpus Christi (38g) and Tennessee (65) of the Cubs organization...was acquired by the Astros from the Cubs in exchange for international pool space on July 2, 2013...was one of the three youngest players in the Texas League after joining Corpus Christi...**2012:** Played 115 games at Class A Advanced Daytona...entered the year ranked by *Baseball America* as the Reds No. 13 prospect...**2011:** Named a Low Class A All-Star by *Baseball America* in what was his first full season in the United States...hit .356 (99x278) with a .398 OBP in 67 games with Class A Dayton...was traded to the Cubs along with OF Dave Sappelt and LHP Travis Wood in exchange for LHP Sean Marshall on Dec. 23...**2010:** Started his pro career by playing in a combined 91 games with the Rookie VSL Reds (67g), AZL Reds (18g) and Class A Dayton (6g)...hit .370 (129x349) with 12 doubles, five homers, 46 RBI, 25 stolen bases and a .434 OBP between the three stops.

RONALD ALCIDES SOLORSANO TORREYES

Year	Team	AVG	G	AB	R	H	2B	3B	HR	RBI	BB	SO	SB	CS	OBP	SLG	SF	SH	HB	E
2010	VSL Reds (R)	.390	67	241	56	94	20	10	4	33	23	11	23	15	.468	.606	4	1	16	17
	AZL Reds (R)	.349	18	83	13	29	7	1	1	11	1	5	2	2	.379	.494	0	2	3	0
	Dayton (A)	.240	6	25	3	6	2	1	0	2	0	3	0	0	.240	.400	0	0	0	0
2011	Dayton (A)	.356	67	278	53	99	9	5	3	41	14	19	12	7	.398	.457	1	7	6	3
2012	Daytona (A)	.264	115	421	62	111	23	5	6	47	32	29	13	4	.326	.385	6	5	10	11
2013	Tennessee (AA)	.263	65	224	32	59	13	4	2	25	22	15	4	0	.340	.384	4	9	6	3
	Corpus Christi (AA)	.278	38	151	19	42	6	2	0	12	6	14	1	1	.310	.344	0	4	1	3
MINOR LEAGUE TOTALS		.309	376	1423	238	440	80	28	16	171	98	96	55	29	.368	.439	15	28	42	37

TORREYES CAREER TRANSACTIONS

- Signed by Cincinnati as a non-drafted free agent on Feb. 23, 2010.
- Acquired by Chicago (NL) from Cincinnati along with OF Dave Sappelt and LHP Travis Wood in exchange for LHP Sean Marshall on Dec. 23, 2011.
- Acquired by Houston from Chicago (NL) in exchange for international pool space on July 2, 2013.

2014 HOUSTON ASTROS



NICK TROPEANO

69

Bats/Throws: Right/Right
 Born: 8/27/90 in West Islip, NY
 Opening Day Age: 23
 Contract Status: Signed through 2014
 Acquired: Selected in the fifth round of the June 2011 draft.

Height/Weight: 6-4/201
 Resides: West Islip, NY
 ML Service: 0.000

NON-ROSTER INVITEE

RHP

TROPEANO

CAREER HIGHLIGHTS

- Right-handed starter has struck out 296 batters over the last two seasons, more than any minor leaguer in the Astros system over that span... has posted a 3.34 ERA in his 345.0 career minor league innings, striking out 3.36 batters for every walk he's given up (359SO/107BB).
- Led the Double A Texas League with 130 strikeouts in 2013.
- Paced all Astros minor leaguers with 166 strikeouts in 2012...his strikeout total ranked second among Class A pitchers and sixth in the minor leagues...was a 2012 South Atlantic League Midseason All-Star with Class A Lexington.
- Is ranked by *Baseball America* as the Astros No. 18 prospect...entered the 2013 season ranked by *Baseball America* as the Astros No. 9 prospect with the system's best changeup...ranked by *BA* as Houston's No. 12 prospect with the system's best changeup in 2012...tabbed by the publication as having the best changeup in the South Atlantic League in 2012.
- Pitched in the Arizona Fall League during the 2012 offseason, going 0-0 with a 3.00 ERA (5ER/15IP) and 18 punchouts in 11 games with the Mesa Solar Sox.

MINOR LEAGUES:

2013: Led the Double A Texas League with 130 strikeouts...spent the entire year with Corpus Christi...posted a 3.67 ERA with 63 strikeouts over his final 10 games of the season (61.1 innings)...struck out 81 batters and walked just 21 over his final 82.2 innings of the season...entered the season ranked by *Baseball America* as the Astros No. 9 prospect with the system's best changeup...**2012:** Split the season between Class A Lexington (15g) and Class A Advanced Lancaster (12g)...went 12-7 with a 3.02 ERA (53ER/158IP) and 166 strikeouts combined between the two levels...led all Astros minor leaguers in strikeouts, and all Astros full-season minor leaguers in ERA...his strikeout total ranked second among Class A pitchers and sixth in the minor leagues...was a 2012 South Atlantic League Midseason All-Star with Class A Lexington...was a South Atlantic League Midseason All-Star...named the SAL's Pitcher of the Week twice (April 16-23 and April 30-May 7)...tabbed by *Baseball America* as having the best changeup in the Astros system...promoted to Lancaster on July 1...at the time of his promotion, ranked among the SAL's leaders in innings pitched (1st), strikeouts (2nd) and ERA (T-5th)...named the TOPPS California League Player of the Month and the Lancaster Pitcher of the Month for August...during his time with Lancaster, ranked tied for first in the California League in strikeouts, fourth in innings pitched, sixth in ERA and tied for sixth in wins...pitched in the Arizona Fall League during the offseason, going 0-0 with a 3.00 ERA (5ER/15IP) and 18 punchouts in 11 games with the Mesa Solar Sox...entered the year ranked by *Baseball America* as the Astros No. 12 prospect with the system's best changeup...**2011:** Began his pro career with Class A Short Season Tri-City...named Tri-City's Co-Pitcher of the Month for August...won his last three decisions and allowed just two earned runs (0.64 ERA) over his final six starts, fanning 42 over 28.0 innings.

★ NOTES

- Graduated from West Islip HS (NY) in 2008...led his team to a Suffolk Class AA championship as a senior after going 8-1 with a 1.50 ERA and 83 strikeouts in 64.0 IP...also earned two varsity letters in football.
- Attended Stony Brook University in New York...went 25-6 with a 2.84 ERA (79ER/250.2IP) and 275 strikeouts during his career...became the first pitcher in school history to win the America East Pitcher of the Year award twice (2010-11).
- During his junior season in 2011, was named the America East Pitcher of the Year after going 12-1 with a 1.84 ERA (19ER/93IP) and 119 strikeouts...ranked fifth in the nation in strikeouts and seventh in victories, setting single season school records in both categories...received Louisville Slugger Second Team All-American honors and was named to the Golden Spikes Award midseason watch list.
- Selected by the Astros in the fifth round of the June 2011 draft...signed by Astros scouts John Kosciak and Ed Fastafia.
- Signed a minor league contract with an invite to Spring Training on Jan. 14, 2014...marks his first time in Major League camp.

2014 HOUSTON ASTROS

NICHOLAS PAUL TROPEANO

Year	Team	W	L	ERA	G	GS	CGSHO	SV	IP	H	R	ER	HR	HB	BB	SO	WP	BK	AVG
2011	Tri-City (A)	3	2	2.36	12	12	0	0	53.1	42	18	14	1	1	21	63	6	1	.212
2012	Lexington (A)	6	4	2.78	15	14	0	0	87.1	77	29	27	3	2	26	97	2	0	.238
	Lancaster (A)	6	3	3.31	12	12	0	0	70.2	72	37	26	8	3	21	69	10	0	.265
2013	Corpus Christi (AA)	7	10	4.11	28	20	1	0	133.2	140	65	61	15	3	39	130	5	0	.275
MINOR LEAGUE TOTALS		22	19	3.34	67	58	1	0	345.0	331	149	128	27	9	107	359	23	1	.254

TROPEANO CAREER TRANSACTIONS

- Selected by Houston in the fifth round of the June 2011 draft.



PRESTON TUCKER 83

Bats/Throws: Left/Left
 Born: 7/6/90 in Tampa, FL
 Opening Day Age: 23
 Contract Status: Signed through 2014
 Acquired: Selected in the seventh round of the June 2012 draft.

NON-ROSTER INVITEE

OF

CAREER HIGHLIGHTS

- Outfielder has clubbed 33 homers with a .506 slugging percentage across two seasons in the Astros system after getting drafted by the club in 2012...in his 177 games, has hit .303 (212x700) with 39 doubles, 141 RBI and a .373 OBP.
- Received his first ever invite to Major League Spring Training this year...played in one Spring Training game with the Astros in 2013 and went 0x1 with three walks and a stolen base.
- Left-handed batter has posted a .319 (51x160) batting average against southpaws and a .298 (161x540) average against righties.
- In what was his first full professional season in 2013, combined to hit .297 (159x535) with 32 doubles, 25 homers, 103 RBI, 56 walks and a .368 OBP in 135 games between Class A Advanced Lancaster (75g) and Double A Corpus Christi (60g)...ranked tied for seventh in all of minor league baseball in RBI and tied for 14th in hits...was a California League Midseason All-Star.
- Ranked by MLB.com as the Astros No. 15 prospect.

MINOR LEAGUES:

2013: In what was his first full professional season, combined to hit .297 (159x535) with 32 doubles, 25 homers, 103 RBI, 56 walks and a .368 OBP in 135 games between Class A Advanced Lancaster (75g) and Double A Corpus Christi (60g)...ranked tied for seventh in all of minor league baseball in RBI and tied for 14th in hits...was a California League Midseason All-Star...named the California League Player of the Week for the week of May 27-June 3...named Lancaster Player of the Month for May...

NOTES

- Graduated from Henry B. Plant HS in Tampa...was an honorable mention Louisville Slugger All-American during his senior season after batting .468 with nine HR and 46 RBI...was a member of the National Honor Society.
- Went on to attend the University of Florida where he set many school records, including hits (341), at-bats (1,035), doubles (70) and RBI (258)...ranks second in school history in homers (57)...is the only player in Gators history to earn Regional All-Tournament honors during all four years of his career...is also the only Gator to be named the Most Outstanding Player of two different NCAA Regional Tournaments (2009, 2011)...is the school's all-time leader in NCAA Tournament hits (46), RBI (31), runs (29), HR (11) and doubles (10).
- Earned First-Team Freshman All-American honors in 2009, becoming the first player in school history to earn the NCBWA Freshman Hitter of the Year Award...took home the Gators' Triple Crown by hitting .364 with 15 homers and a school-record 85 RBI that year...also led the squad in slugging (.628).
- Was drafted by Colorado in the 16th round of the 2011 draft but opted to return to school.
- Hit .321 with 16 HR, 17 doubles and 50 RBI during his senior season...named to the SEC Academic Honor Roll and received First Team All-SEC honors for the first time in his career.
- Selected by Houston in the seventh round of the June 2012 draft...signed by Astros scout John Martin.

2014 HOUSTON ASTROS

promoted to Double A on June 26 and hit .183 with three homers over his first 15 games at the level...went on to hit .288 with seven homers, a .370 on-base percentage and a .475 slugging percentage over his final 45 games of the season...at the time of his promotion to Double A, led the California League in total bases (162) and RBI (74), ranked second in hits (97), third in runs (61), fourth in average (.326), and tied for fifth in homers (15)...became the first player in the minor leagues to reach 70 RBI on the season after hitting two three-run homers on June 23 vs. Rancho Cucamonga...**2012:** Hit .321 (53x165) with eight homers and 38 RBI in 42 games with Class A Short Season Tri-City after getting drafted by Houston...received New York-Penn League Player of the Week honors twice (Aug. 6-13 and Aug. 20-27)...named Tri-City's Offensive Player of the Month for August.

PRESTON M. TUCKER

Year	Team	AVG	G	AB	R	H	2B	3B	HR	RBI	BB	SO	SB	CS	OBP	SLG	SF	SH	HB	E
2012	Tri-City (A)	.321	42	165	32	53	7	0	8	38	18	16	1	2	.390	.509	2	0	2	0
2013	Lancaster (A)	.326	75	298	61	97	18	1	15	74	29	45	3	0	.384	.544	4	0	2	1
	Corpus Christi (AA)	.262	60	237	36	62	14	1	10	29	27	46	0	1	.347	.456	0	0	4	0
MINOR LEAGUE TOTALS		.303	177	700	129	212	39	2	33	141	74	107	4	3	.373	.506	6	0	8	1

TUCKER CAREER TRANSACTIONS

- Selected by Houston in the seventh round of the June 2012 draft.



RAUL VALDES

44

Bats/Throws: Left/Left

Born: 11/27/77 in Havana, Cuba

Opening Day Age: 36

Contract Status: Signed through 2014 ML Service: 2.085

Acquired: Claimed off waivers from Philadelphia on Oct. 2, 2013.

Height/Weight: 5-11/190

Resides: San Francisco de

Macoris, DR

LHP

CAREER HIGHLIGHTS

- Left-handed reliever has pitched in parts of the last four seasons with the Phillies (2012-13), Yankees (2011), Cardinals (2011) and Mets (2010)...has recorded 143 strikeouts in 136.2 career innings pitched and 95 appearances (4.94 ERA).
- Has limited opponents to a .255 (133x522) batting average in his career, including a .262 (55x210) mark against lefties and a .250 (78x312) mark against righties.
- Over the last two seasons (2012-13), has kept left-handed hitters to a .189 (18x95) batting average and a .222 on-base percentage.
- In three career starts, has gone 0-2 with a 10.64 ERA (13ER/11IP) and 10 strikeouts...his last start was on July 27, 2013 at DET while with the Phillies (9ER, 3.2IP) after he filled in for an injured Cliff Lee...his first career start occurred on Oct. 2, 2010 vs. WSH as a member of the Mets (1ER, 5.1IP).
- Has logged 398.2 minor league innings in his career, posting a 23-22 record with a 4.49 ERA and 353 strikeouts (112 walks) in 131 games (58 starts)
- Made his first Opening Day roster and pitched in 17 games (one start) for Philadelphia in 2013...went 1-1 with 37 strikeouts and just eight walks in 35.0 innings for the club...held left-handed

★ NOTES

- Was a member of the Cuban National Team before defecting from the country in 2003...was signed by the Chicago Cubs as a 16-year-old non-drafted free agent on March 31, 2004...signed by Cubs scout Leon Lee.
- Was a two-way player in his first year of pro ball with the DSL Cubs in 2004...as an outfielder, hit .241 with three homers...struck out a league-best 152 batters in 87.2 innings that year on the mound.
- If he gets into a game this season, Valdes would become the first Cuban-born pitcher to appear in a game for the Astros since 1978, when RHP Oscar Zamora tossed 0.2 of an inning on July 21 at Philadelphia...Valdes would join LHP Mike Cuellar, RHP Aurelio Monteagudo and Zamora as the only Cuban-born pitchers to appear in a game for the Astros.
- Originally added to a Major League 40-man roster by Philadelphia on May 11, 2012...claimed off waivers by Houston from the Phillies on Oct. 2, 2013...is signed to a one-year contract that runs through the 2014 season.

2014 HOUSTON ASTROS

hitters to a .229 (11x48) average.

- Was used exclusively as a starter for Triple A Lehigh in 2013...went 4-5 with a 2.86 ERA (25ER/78.2IP) and 66 strikeouts in 14 starts...had a 21.2 scoreless innings streak that lasted from May 7-29, which marked the third longest such streak in Lehigh Valley franchise history.
- Pitched for the Toros del Este of the Dominican Winter League in the offseason...in eight starts, went 2-2 with a 3.09 ERA (15ER/43.2IP) and 34 strikeouts...walked just five batters and held opponents to a .259 (44x170) batting average.
- Was a three-time Caribbean Series All-Star (2010-12)...earned DSL Postseason All-Star honors in 2004.

2013: Made his first career Opening Day roster and pitched in 17 games (one start) for Philadelphia...struck out 37 with eight walks in 35.0 innings...held left-handed hitters to a .229 (11x48) average...all but one of his 17 outings lasted at least 1.0 inning...went 2.0 or more innings in 11 of his 17 outings...struck out two or more batters in 12 of those 17 appearances...began the year in the Majors before getting optioned to Triple A Lehigh Valley on May 17...recalled back to Philly on July 23...optioned to Lehigh Valley on Aug. 19 where he remained for the rest of the season...during his final stint with the Phillies (July 23-Aug. 19), posted a 2.38 ERA (3ER/11.1IP) with 13 strikeouts and just one walk across six appearances...was used exclusively as a starter for Triple A Lehigh...went 4-5 with a 2.86 ERA (25ER/78.2IP) and 66 strikeouts in 14 starts...had a 21.2 scoreless innings streak that lasted from May 7-29, which marked the third longest such streak in Lehigh Valley franchise history...pitched for the Toros del Este of the Dominican Winter League in the offseason...in eight starts, went 2-2 with a 3.09 ERA (15ER/43.2IP) and 34 strikeouts...walked just five batters and held opponents to a .259 (44x170) batting average.

2012: Pitched in 27 games for the Phillies (one start)...22 of his 26 relief outings were scoreless, including his first seven (8.1IP)...tied a career high with three wins...pitched more than 1.0 inning in 11 of his 27 appearances and had a 2.33 ERA (5ER/19.1IP) in those games...struck out 35 batters in 31.0 innings while walking just five...held all hitters to a .168 (18x107) average while keeping lefties to a .149 (7x47) average...began the season at Triple A Lehigh Valley after spending Spring Training in Major League camp as a non-roster invitee...selected to the Major League roster on May 11...placed on the 15-day Disabled List with a right hip strain on July 13 (retroactive to July 9)...activated from the DL on Aug. 5...placed on the DL again on Sept. 9 (retroactive to Aug. 31) with right knee inflammation...underwent arthroscopic surgery on the meniscus in his right knee on Sept. 10...earned wins in consecutive team games from May 24-25 at STL...made his second career MLB start on June 27 vs. PIT (L, 3 ER, 2.0 IP)...posted a 0.93 ERA (1ER/9.2IP) over his final 11 appearances of the season...14 of his 16 relief appearances at Triple A Lehigh Valley were scoreless (allowed all of his nine earned runs in 2.2 innings in the other two games)...did not issue a walk over his first nine appearances at Triple A (16.0IP)...posted a 0.60 walks per 9.0 innings ratio (2BB/30IP)...pitched for the Toros del Este in the Dominican Winter League...made eight starts, going 1-2 with a 3.09 ERA (11ER/32IP) and 26 strikeouts...held hitters to a .203 (25x123) batting average.

2011: Combined to go 0-1 with a 3.00 ERA (4ER/12IP) in 13 games between the Cardinals (7g) and Yankees (6g)...began the year with Triple A Memphis of the St. Louis organization...was selected to the Cardinals Major League roster on June 23 before getting optioned back to Memphis on July 28...designated for assignment on Aug. 12...claimed off waivers by the Yankees on Aug. 16 and assigned to Triple A Scranton Wilkes-Barre...selected to New York's Major League roster on Sept. 1...in the minors, went 7-2 with a 4.38 ERA (31ER/63.2IP) and 66 strikeouts in 32 games (seven starts) between Triple A Memphis (27g), Triple A Scranton Wilkes-Barre (3g) and Double A Trenton (2g)...his first 12 appearances in relief for Memphis were scoreless (14.1IP)...overall, went 4-0 with a 1.14 ERA in 20 relief outings for the Redbirds...pitched for the Toros del Este in the Dominican Winter League...was 4-4 with a 5.19 ERA (30ER/52IP) and 52 punchouts in 11 games (nine starts)...made one start for the Dominican Republic in the Caribbean Series (0ER, 6.0IP) and earned All-Star honors.

2010: Saw the first Major League action of his career, pitching in 38 games (one start) with the Mets...went at least 2.0 innings in 15 of his 38 MLB appearances, posting a 2.51 ERA (12ER/43IP) in those outings...started the season at Triple A Buffalo before getting selected to the big league roster on April 11...optioned to Triple A on June 24...recalled to New York on July 7...optioned back to Buffalo on Aug. 13 and was recalled for the last time of the year on Sept. 6...made his Major League debut on April 11 vs. WSH and went 2.0 scoreless innings of relief, allowing two hits with two strikeouts...collected his first ML hit in his first ML plate appearance on April 17 at STL...singled off Felipe Lopez in the 18th inning...earned his first career win on May 11 vs. WSH...pitched a team-high 5.0 innings of relief on May 20 at WSH, earning his second career win...picked up his first MLB save on May 25 vs. PHI after going 3.0 scoreless innings with four strikeouts...made his first Major League start in his final outing of the season on Oct. 2 vs. WSH...went 5.1 innings, allowing one run on three hits with four walks and five strikeouts...pitched in 10 games (nine starts) for the Toros del Este in the Dominican Winter League...went 5-3 with a 2.95 ERA (18ER/55IP) and 49 strikeouts...also pitched for the Dominican Republic in the Caribbean Series...went 1-0 with a 0.64 ERA (1ER/14IP) in two starts en route to All-Star honors...was acquired on loan from Tabasco Olmecas of the Mexican League on Feb. 22, 2010 before signing a minor league contract on April 7, 2010.

2014 HOUSTON ASTROS

MINOR LEAGUES:

2009: Only pitched in the offseason...made 11 appearances (six starts) for Toros del Este of the Dominican Winter League...went 2-0 with a 2.02 ERA (8ER/35.2IP) and 22 strikeouts as opposed to five walks...held lefties to a .087 (2x23) batting average...pitched for the Dominican Republic team that won the Caribbean Series championship, posting a 2-0 record with a 4.09 ERA (5ER/11.0IP) in two starts against Puerto Rico and Venezuela...**2008:** Made five appearances for Leones del Escogido in the Dominican Winter League, going 1-1 with an 11.12 ERA (7ER/5.2IP)...**2007:** Combined to post an 0-2 record with a 4.17 ERA (17ER/36.2IP) and 33 strikeouts in 23 games (one start) between Double A Binghamton (20g) and Class A Advanced St. Lucie (3g)...started the season with St. Lucie before getting promoted to Binghamton...made two starts (0-1, 5.40 ERA) for the Gigantes del Cibao in the Dominican Winter League...**2006:** Went to Spring Training with the Cubs as a non-roster invitee...started the season at Triple A Iowa before getting released on May 17...signed with Nashua of the independent Canadian American League on June 1...traded from Nashua to New Jersey on June 14...combined to go 9-4 with a 3.30 ERA (39ER/106.1IP) in 21 games (16 starts) between Nashua (4g) and New Jersey (17g)...pitched for Tomateros de Culiacan in the Mexican Winter League (3-1, 5.52 ERA)...**2005:** Combined to go 8-7 with a 5.77 ERA (78ER/121.2IP) in 30 games (22 starts) between Double A West Tenn (5g) and Triple A Iowa (25g)...opened the season with West Tenn before being promoted to Iowa on May 9th...**2004:** Split time as an outfielder and a pitcher while playing for the Dominican Summer League Cubs...hit .241 (42-174) with 12 doubles, three triples and three home runs with 26 RBI in 50 games as an outfielder...also went 7-2 with a 0.51 ERA in 16 games, nine starts, as a pitcher...in 87.2 innings, he struck out 152 batters for a 16.88 strikeouts per 9.0 innings ratio...walked only eight batters for a 19-to-1, strikeout-to-walk ratio.

RAUL VALDES

Year	Team	W	L	ERA	G	GS	CG	SHO	SV	IP	H	R	ER	HR	HB	BB	SO	WP	BK	AVG
2005	West Tenn (AA)	2	0	5.09	5	5	0	0	0	23.0	28	13	13	1	1	3	18	2	0	.322
	Iowa (AAA)	6	7	5.93	25	17	0	0	1	98.2	135	71	65	7	4	39	73	5	2	.330
2006	Iowa (AAA)	1	3	7.59	7	7	0	0	0	32.0	44	27	27	5	2	11	20	1	0	.341
2007	St. Lucie (A)	0	1	6.14	3	1	0	0	0	7.1	8	5	5	0	2	6	5	0	0	.276
	Binghamton (AA)	0	1	3.68	20	0	0	0	1	29.1	35	15	12	3	2	9	28	1	0	.299
2008																				
2009									DNP											
									DNP											
2010	Buffalo (AAA)	2	1	3.00	9	7	0	0	0	36.0	34	12	12	3	1	9	36	0	0	.250
	NEW YORK (NL)	3	3	4.91	38	1	0	0	1	58.2	59	33	32	7	4	27	56	2	0	.260
2011	Memphis (AAA)	6	2	4.73	27	7	0	0	0	59.0	61	32	31	8	4	11	62	3	0	.263
	ST. LOUIS	0	1	3.38	7	0	0	0	0	5.1	6	2	2	0	1	4	7	0	0	.273
	Scranton/WB (AAA)	1	0	0.00	3	0	0	0	0	3.0	5	0	0	0	0	0	2	0	0	.385
	Trenton (AA)	0	0	0.00	2	0	0	0	0	1.2	0	0	0	0	0	0	2	0	0	.000
	NEW YORK (AL)	0	0	2.70	6	0	0	0	0	6.2	8	2	2	1	0	2	8	0	0	.308
2012	Lehigh Valley (AAA)	1	2	2.70	16	0	0	0	3	30.0	26	12	9	3	0	2	41	1	0	.234
	PHILADELPHIA	3	2	2.90	27	1	0	0	0	31.0	18	10	10	3	0	5	35	0	0	.168
2013	PHILADELPHIA	1	1	7.46	17	1	0	0	0	35.0	42	29	29	7	2	8	37	1	0	.300
	Lehigh Valley (AAA)	4	5	2.86	14	14	0	0	0	78.2	67	26	25	5	2	22	66	3	0	.228
MINOR LEAGUE TOTALS		23	22	4.49	131	58	0	0	5	398.2	443	213	199	35	18	112	353	16	2	.284
MAJOR LEAGUE TOTALS		7	7	4.94	95	3	0	0	1	136.2	133	76	75	18	7	46	143	3	0	.255

VALDES CAREER TRANSACTIONS

- Signed by Chicago (NL) as a non-drafted free agent on March 31, 2004.
- Signed by New York (NL) as a minor league free agent on Nov. 11, 2006.
- Signed by St. Louis as a minor league free agent on Nov. 19, 2010.
- Claimed off waivers by New York (AL) from St. Louis on Aug. 16, 2011.
- Signed by Philadelphia as a minor league free agent on Oct. 25, 2011.
- On Disabled List, July 9-Aug. 5, 2012 (strained right hip).
- On Disabled List, Aug. 31-remainder of season (right knee inflammation).
- Claimed by Houston off waivers from Philadelphia on Oct. 2, 2013.

VALDES CAREER HIGHS

Longest Winning Streak: 2 (2x) -- last, Aug. 23, 2012-April 22, 2013.
 Longest Losing Streak: 2 (2x) -- last, June 27-July 8, 2012
 Strikeouts: 6 (2x) -- last, May 20, 2010 at Washington
 Walks: 4 -- Oct. 2, 2010 vs. Washington
 Innings (Starter): 5.1 -- Oct. 2, 2010 vs. Washington
 Innings (Relief): 5.0 -- May 20, 2010 at Washington
 Low-Hit Game (CG): none

2014 HOUSTON ASTROS



JONATHAN VILLAR

6

Bats/Throws: Switch/Right

Born: 5/2/91 in La Vega, DR

Opening Day Age: 22

Contract Status: Signed through 2014

Acquired: From Philadelphia along with OF Anthony Gose and LHP J.A. Happ in exchange for RHP Roy Oswalt and cash on July 29, 2010.

Height/Weight: 6-1/205

Resides: La Vega, DR

ML Service: 0.070

IF

CAREER HIGHLIGHTS

- Shortstop enters his seventh professional campaign and his fourth full season in the Astros organization...got his first Major League action in 2013 and served as the club's primary shortstop after making his MLB debut in July...appeared in 58 games and made 57 starts at the position.
- Has not played any other position besides shortstop since his 2008 season...has played 510 career games at the position in the minor leagues.
- Recorded 10 stolen bases over his first 15 career games, which ranks fourth all-time in Major League history behind Vince Coleman (17 SB in 1985), Alex Cole (13 SB in 1990) and Billy Hamilton (13 SB in 13 games in 2013)...(Elias).
- Led all Major League rookies with 18 stolen bases in 2013 despite playing in just 57 games...marked the most steals by an Astros rookie since Willy Taveras stole 34 in 2005...became the youngest Astros shortstop with 18+ steals in a season since Sonny Jackson in 1966 (49 SB at 22 years old), and the first since Adam Everett in 2005 (21 SB).
- Made his Major League debut on July 22 at OAK and became the first shortstop in Astros history to record a hit, a run and a stolen base in his MLB debut...was just the fifth Astros shortstop to record a hit in his MLB debut, joining Jimmy Wynn (1963), Leon McFadden (1968), Orlando Miller (1994) and Jason Alfaró (2004).
- His four hits over his first two Major League games tied him for the most ever by an Astros player with Ken Caminiti (1987), Keith Drumright (1978) and Kenny Lofton (1991)...became just the second Astros shortstop ever to record a hit in each of his first two MLB games, joining Jimmy Wynn (1963).
- Recorded a straight steal of home off LHP Wei-Yin Chen on July 30 at BAL, becoming the first Astros rookie to steal home since Craig Biggio on July 13, 1989 at PHI...the last Astro to steal home prior to Villar was Jose Altuve on June 10, 2012 at CWS.
- Stole three bases on Aug. 5 vs. BOS, becoming the first Astros rookie to steal three bases in the same game since Chris Burke on June 29, 2005 at COL.
- Hit his first career homer on Sept. 10, 2013 at SEA, a leadoff shot off LHP Joe Saunders to begin the game...prior to Villar, the last player to hit a leadoff homer on the first pitch of the game for his first career home run was Starling Marte on July 26, 2012 at HOU...since 1990, Villar and Marte are the only two players who hit their first career homers on the first pitch of a game.
- Named a Texas League All-Star in 2012 while playing his entire season with Double A Corpus Christi.
- Ranked by *Baseball America* as the Astros No. 12 prospect entering the 2013 season and the No. 4 prospect entering the 2012 season...was named the organization's No. 3 prospect in 2011.
- Hit .272 (101x371) with 38 stolen bases for Class A Lakewood in 2010 en route to being named a Midseason and Postseason South Atlantic League All-Star.

NOTES

- Last name is pronounced: vee-YAR.
- Signed with Philadelphia as a 17-year-old amateur free agent out of the Dominican Republic on May 20, 2008...signed by Phillies scout Sal Agostinelli.
- **IN THE COMMUNITY:** This offseason, Jonathan held a baseball camp for the "La Barranca" Little League in his hometown of La Vega, DR...Jonathan, who played in La Barranca Little League when he was growing up in the Dominican, hosted 150 kids and spoke to them about the importance of hard work on the field and being a positive influence in the community...he gave away some Astros promo items as well as baseball equipment...Jonathan plans to hold this event every offseason going forward.
- Added to the Astros 40-man roster on Nov. 20, 2012...is currently signed to one-year contract that runs thru the 2014 season.

2013: Served as the club's everyday shortstop after making his Major League debut on July 22 vs. OAK...led all Major League rookies with 18 stolen bases despite playing in just 57 games...marked the most steals by an Astros rookie since Willy Taveras stole 34 in 2005...the last Astros shortstop with at least 18 steals in a season

2014 HOUSTON ASTROS

VILLAR

was Adam Everett in 2005 (21 SB)...became the youngest Astros shortstop with 18 stolen bases in a season since Sonny Jackson stole 49 bases in 1966...recorded 10 stolen bases over his first 15 career games, which ranks fourth all-time in Major League history behind Vince Coleman (17 SB in 1985), Alex Cole (13 SB in 1990) and Billy Hamilton (13 SB in 13 games in 2013)...(Elias)...started the season at Triple A Oklahoma City before getting recalled on July 21...made his Major League debut on July 22 vs. OAK and became the first shortstop in Astros history to record a hit, a run and a stolen base in his MLB debut...was just the fifth Astros shortstop to record a hit in his MLB debut, joining Jimmy Wynn (1963), Leon McFadden (1968), Orlando Miller (1994) and Jason Alfaro (2004)...his four hits over his first two Major League games tied him for the most ever by an Astros player with Ken Caminiti (1987), Keith Drumright (1978) and Kenny Lofton (1991)...became just the second Astros shortstop ever to record a hit in each of his first two MLB games, joining Jimmy Wynn (1963)...from his debut on July 22 through the end of the season, ranked fourth among AL shortstops in total chances (252) and tied for fifth in double plays (38)...on July 30 at BAL, became the first Astros rookie to steal home since Craig Biggio on July 13, 1989 at PHI...the last Astro to steal home was Jose Altuve on June 10, 2012 at CWS...stole three bases on Aug. 5 vs. BOS, becoming the first Astros rookie to steal three bases in the same game since Chris Burke on June 29, 2005 at COL...recorded two triples on Aug. 23 vs. TOR...marked the 22nd time in club history a player has recorded two triples in the same game (last, Justin Maxwell on March 31, 2013 vs. TEX)...hit his first career homer on Sept. 10, 2013 at SEA, a leadoff shot off LHP Joe Saunders to begin the game...prior to Villar, the last player to hit a leadoff homer on the first pitch of the game for his first career home run was Starling Marte on July 26, 2012 at HOU...since 1990, Villar and Marte are the only two players who hit their first career homers on the first pitch of a game...hit .277 (94x339) with 16 doubles, eight triples, eight homers, 41 RBI and a .341 on-base percentage in 91 games at Triple A OKC...at the time of his recall to Houston, was second in the Pacific Coast League with 31 stolen bases.

MINOR LEAGUES:

2012: Played his entire season with Double A Corpus Christi after being named the Astros No. 4 prospect, 'Best Defensive Infielder' and 'Best Infield Arm' by *Baseball America* at the beginning of the season... appeared in 85 games defensively, all at shortstop, marking his fourth consecutive season to play only shortstop defensively...named a Texas League Midseason All-Star...had his season cut short on July 14 following a hand injury...returned to the field for the Aguilas Cibaenas in the Dominican Winter League and played in 24 games, hitting .333 (10x30) with a .412 OBP...added to the Astros 40-man roster on Nov. 20... rated as having the 'Best Infield Arm' in the Texas League by *Baseball America* in addition to being rated the 'Best Baserunner'...**2011:** Entered the season ranked as the Astros No. 3 prospect and 'Best Defensive Infielder' according to *Baseball America*...also named the No. 94 prospect in the game by *BA*...split his campaign with Class A Lancaster and Double A Corpus Christi...combined to hit .241 (120x498) with 14 home runs, 52 RBI and 34 stolen bases... promoted to Corpus Christi on June 1 and finished the season with the Hooks...named an MiLB.com Organizational All-Star following the season...appeared in 22 games for Cibaenas in the Dominican Winter League, hitting .111 (4x36) with five stolen bases...**2010:** Played in 132 games combined with Class A Lakewood (100g) and Class A Advanced Lancaster (32g), hitting .260 (130x500) with 24 doubles, five home runs, 55 RBI and 45 stolen bases...began the year with Lakewood in the Phillies organization...hit .272 (101x371) with 38 stolen bases en route to being named a Midseason and Postseason South Atlantic League All-Star...acquired by Houston on July 29 as part of the return on the Roy Oswalt trade with Philadelphia...promoted to Lancaster and finished the season at the Advanced A level...played in 12 games for Cibaenas in the Dominican Winter League following the season...entering the year, was ranked by *Baseball America* as the Phillies No. 22 prospect...tabbed by the publication as the No. 6 prospect in the California League...rated the No. 8 prospect with the 'Best Infield Arm' in the South Atlantic League...**2009:** Appeared in 41 games for the GCL Phillies and Class A Williamsport, combining to hit .263 (35x133) with 19 RBI and 17 stolen bases...played 29 games at shortstop...ranked by *Baseball America* as the No. 18 prospect in the Gulf Coast League...**2008:** Played his entire season at the age of 17... played all over the diamond, appearing in 40 games at shortstop, 18 at second base, two at third base and one at first base and center field...since that season, has only appeared defensively as a shortstop.

JONATHAN RAFAEL ROQUE VILLAR

Year	Team	AVG	G	AB	R	H	2B	3B	HR	RBI	BB	SO	SB	CS	OBP	SLG	SF	SH	HB	E
2008	DSL Phillies (R)	.271	62	214	37	58	6	3	1	21	30	56	27	8	.367	.341	3	4	4	20
2009	GCL Phillies (R)	.277	31	94	14	26	7	1	0	14	13	24	11	2	.364	.372	2	1	1	5
	Williamsport (A)	.231	11	39	6	9	1	1	0	5	4	14	6	0	.302	.308	0	1	0	4
2010	Lakewood (A)	.272	100	371	61	101	18	4	2	36	26	103	38	13	.332	.358	2	13	8	42
	Lancaster (A)	.225	32	129	18	29	6	2	3	19	12	50	7	2	.294	.372	1	0	1	14
2011	Lancaster (A)	.259	47	174	26	45	7	4	4	26	25	56	20	6	.353	.414	3	3	2	13
	Corpus Christi (AA)	.231	83	324	52	75	16	2	10	26	29	100	14	6	.301	.386	2	8	4	23
2012	Corpus Christi (AA)	.261	86	326	54	85	7	2	11	50	35	87	39	8	.336	.396	4	8	4	24
2013	Oklahoma City (AAA)	.341	91	339	47	94	16	8	8	41	32	93	31	7	.341	.442	2	11	2	18
	HOUSTON	.243	58	210	26	51	9	2	1	8	24	71	18	8	.321	.319	0	7	0	16
MINOR LEAGUE TOTALS		.260	543	2010	315	522	84	27	39	238	206	583	193	52	.333	.387	19	49	26	163
MAJOR LEAGUE TOTALS		.243	58	210	26	51	9	2	1	8	24	71	18	8	.321	.319	0	7	0	16

2014 HOUSTON ASTROS

VILLAR CAREER TRANSACTIONS

- Signed by Philadelphia as a non-drafted free agent on May 20, 2008.
- Acquired by Houston from Philadelphia along with OF Anthony Gose and LHP J.A. Happ in exchange for RHP Roy Oswalt and cash on July 29, 2010.

VILLAR CAREER HIGHS

Hits: 3 (5x) -- last, Sept. 13, 2013 vs. Los Angeles (AL)
Home Runs: 1 -- Sept. 10, 2013 at Seattle
RBI: 2 (2x) -- last, Sept. 9, 2013 at Seattle
Stolen Bases: 3 -- Aug. 5, 2013 vs. Boston
Longest Hitting Streak: 9 -- Sept. 6-15, 2013
Career Grand Slams: none

VILLAR CAREER FIELDING

YEAR	POSITION	PCT.	G	PO	A	E	TC	DP
2013	Shortstop	.937	58	95	141	16	252	38
TOTALS	Shortstop	.937	58	95	141	16	252	38

LEADOFF HR

No.	Date	Opp.	Pitcher
1	9/10/13	at SEA	J. Saunders


PINCH-HIT HR

No.	Date	Opp.	Pitcher
none			

WALK-OFF HR

No.	Date	Opp.	Pitcher
none			

2014 HOUSTON ASTROS



BRETT WALLACE

29

Bats/Throws: Left/Right
Born: 8/26/86 in Marin, CA
Opening Day Age: 27

Height/Weight: 6-2/243
Resides: Houston, TX
ML Service: 2.067

Contract Status: Signed through 2014
Acquired: From Toronto in exchange for OF Anthony Gose on July 29, 2010.

NON-ROSTER INVITEE

IF

WALLACE

CAREER HIGHLIGHTS

- The corner infielder has played with six different minor league teams, in four different organizations, over his last six seasons: St. Louis (2008-09), Oakland (2009), Toronto (2010) and Houston (2010-13).
- Has played in 311 Major League games over parts of the last four seasons with the Astros...has hit 52 doubles with 29 homers and 102 RBI...has played primarily first base (263g) but has seen time at third base (17g) as well.
- Has been a major piece in three trades in his career...after being a first-round selection by St. Louis in 2008, he was sent to Oakland as part of the Matt Holliday trade...played two months in the A's system before being traded to Toronto in corresponding moves following the Roy Halladay trade...later acquired by Houston in a corresponding deal following the Roy Oswalt trade to Philadelphia.
- Through his first two minor league seasons (2008-09) primarily played third base...moved across the diamond to first base for the 2010-11 seasons...played both positions in 2012 and 2013 at both the Major League and minor league levels...in his minor league career has appeared in 211 games at third base and 186 games at first base.
- Is a career .309 (546x1766) hitter in the minor leagues...in 461 career games, has 105 doubles, 74 homers, 278 RBI and an .882 OPS (.383 OBP/.499 SLG).
- The left-handed hitter has had success against left-handed pitching at the minor league level in his extended action in three of his last four seasons, posting a .323 (30x93) average in 2013, a .354 (35x99) average in 2012 and a .384 (43x112) average in 2010 against fellow southpaws.
- Set career highs in homers (13) and slugging percentage (.431) in 2013 with the Astros after playing in 79 games...began the year in Houston but spent the majority of May and June at Triple A after getting optioned in April...collected 14 doubles, 13 homers, 34 RBI and a .471 slugging percentage in 72 games after his final recall to Houston on June 25.
- Saw action in 51 games for Houston in 2010, including 41 starts at first base, the most starts by an Astros rookie at that position since Jeff Bagwell started 155 games in 1991...began the 2010 season with Triple A Las Vegas in the Toronto organization, where he was a PCL All-Star.
- Played in the 2009 XM MLB All-Star Future's Game along with Astros catcher Jason Castro.
- In 2008, played in the Arizona Fall League, hitting .309 for Peoria...was one of just two players from the 2008 draft class to take part in the AFL that season...named to the AFL All-Prospect Team and as an AFL Rising Star.

2013: Posted a career-high .431 slugging percentage and a career-high 13 home runs after playing in 79 games with Houston...has played in parts of the last four seasons with the Astros...started 58 games at first base, eight games at 3B and five at DH...made the club out of Spring Training but was optioned to Triple A Oklahoma City on April 18 after going 1x24 in his first seven games...was recalled on June 25 and

★ NOTES

- Graduated from Justin-Siena High School in California and went on to attend Arizona State University...at ASU, was a First-Team All-American in both 2007 and 2008... named Pac-10 Player of the Year in his sophomore and junior seasons (2007-08), just the fifth player in conference history to win the award in consecutive seasons... captured the Pac-10 Triple Crown both seasons and led his team to the College World Series in 2007.
- Drafted by St. Louis (13th overall) in the first round of the June 2008 draft...signed by Cardinals scout Aaron Krawiec.
- This offseason, Brett and his girlfriend Taylor got engaged.
- Outrighted off the Astros 40-man roster this offseason...currently signed to a minor league contract that runs through the 2014 season.

2014 HOUSTON ASTROS

stayed in Houston through the remainder of the season...collected 14 doubles, 13 homers, 34 RBI and a .471 SLG in 72 games after his final recall to Houston...28 of his 57 hits (49%) after his recall went for extra bases...on July 4 at TB, tied a career high with three hits, set a career high with four RBI and recorded his second career multi-homer game...hit .326 (76x233) with 16 doubles, 11 homers, 37 RBI and a .952 OPS (.398 OBP/.554 SLG) in 60 games with Triple A Oklahoma City.

2012: Spent the majority of his season with Triple A OKC...during his time with Houston, posted a .273 average (15x55) with two homers off lefties...during his time at Triple A, hit .354 (35x99) with eight HR off of left-handed pitching...went 3x4, and had his first career two-homer game, while driving in three runs on Aug. 1 at MIL...vastly improved his HR/AB ratio in 2012, hitting nine HR in his 66g in 2012, as opposed to hitting five total in his 115 MLB games the year before...started the season with Triple A OKC...was promoted to Houston on June 3...was optioned back down to OKC on June 19...was recalled again on July 30 and remained with the club for the remainder of the season, playing 55 games in his final stint with the Astros...played in 86 minor league games with Triple A OKC...hit .300 (93x310) with the RedHawks over the course of two stints with the club (April 5-June 2 and June 19-July 28)...recorded 57 RBI and 16 HR during that span.

2011: During two stints with Houston, appeared in a career-high 115 Major League games...made his first career Opening Day start and appeared in 101 games before being optioned to Triple A Oklahoma City on July 31...played in 14 games, three starts, after being recalled on Sept. 2...set career highs in almost every offensive category, including at-bats (336), runs (37), hits (87), doubles (22), homers (5), RBI (29), walks (36) and batting average (.259)...averaged .292 (35x120) with two home runs and nine RBI in the 7th inning or later...hit his fifth home run of the season on Sept. 24 vs. COL, snapping an 0x28 streak at the MLB level...the homer measured 448', the longest homer by an Astro at Minute Maid Park in 2011 and the fourth-longest by an Astro in stadium history...in 28 games for Oklahoma City, hit .356 (37x104) with a .437 OBP, 10 doubles, one homer & 24 RBI...hit .388 (33x85) with nine RBI in 26 games in April, which ranked as the third-highest in franchise history for the month and tied for third in the NL in 2011...finished the Spring tied for second in the Grapefruit League in RBI (18) and tied for eighth in batting average (.377)...hit .173 (9x52) with two doubles, two homers and nine RBI in 20 games for Leones del Escogido of the Dominican Winter League.

2010: Hit .222 (32x144) with two home runs and 13 RBI in 51 games for the Astros after a midseason acquisition...2010 marked his first full season as a first baseman...despite appearing in just 51 games, led the club with seven hit by pitches...the total ranked fourth in the NL after the All-Star Break...began the year in Toronto's system at Triple A Las Vegas before being traded to Houston in exchange for OF Anthony Gose on July 29...although a separate deal, Wallace was part of the Astros-Phillies Roy Oswalt trade...Oswalt was traded for LHP J.A. Happ, IF Jonathan Villar and Gose...Gose was subsequently dealt to Toronto for Wallace...when acquired, Wallace was assigned to Triple A Round Rock but did not appear in a game...instead, his contract was purchased by Houston on July 31, the same day the club traded starting first baseman Lance Berkman...posted a .301 (116x385) average with Las Vegas, while hitting 18 homers and driving in 61 runs...named a PCL All-Star...hit .384 (43x112) against left-handed pitchers...hit his first Major League home run on Sept. 7 at CHC off RHP Carlos Silva in what was his 102nd MLB plate appearance...was part of an all-rookie infield on Aug. 20 at FLA along with C Jason Castro, 2B Angel Sanchez, SS Tommy Manzella and 3B Chris Johnson...made his MLB debut on July 31 vs. MIL...became the first Astro to make his MLB debut as a starting first baseman since Jeff Bagwell did so on April 8, 1991 at CIN.

MINOR LEAGUES:

2009: Overall hit .293 with 26 doubles, 20 home runs and 63 RBI over three minor league levels and 138 games...began the season at Double A Springfield in the Texas League, playing in 32 games, prior to a promotion to Triple A Memphis of the Pacific Coast League...collected four hits on Springfield's Opening Day on April 9, including two home runs and six RBI...promoted to Memphis, where he appeared in 62 games, collecting 17 extra-base hits...over June and July at Memphis, hit .308 with 14 of his 17 extra-base hits, before being traded to Oakland as part of the Matt Holliday to St. Louis deal...was assigned to Triple A Sacramento of the Pacific Coast League in the A's organization where he closed out his season playing in 44 games...hit nine home runs as part of 19 extra-base hits at Sacramento, and posted a multi-hit game in 16 of his 44 contests...**2008:** After being drafted in June, reported to Class A Quad Cities in July...hit .327 in 41 games...was the Midwest League Player of the Week, July 28-Aug. 3 after hitting .429 (12x28) with two home runs and nine RBI in that span...transferred to Double A Springfield on Aug. 19...hit in nine straight (.400) upon arriving at Springfield and had six multi-hit games with a hit in each contest except two...served as the DH and played 47 combined games at third base between his two stops...in the final 13 games at Springfield, hit .367 with five doubles, three homers and 11 RBI...played in the Arizona Fall League and hit .309 for his Peoria team...hit in 10 straight toward the end of Fall League season to raise his average from .200 to .309...was one of just two players from the 2008 draft class to take part in AFL...earned selection to the AFL All-Prospect Team.

2014 HOUSTON ASTROS

BRETT ALEXANDER WALLACE

Year	Team	AVG	G	AB	R	H	2B	3B	HR	RBI	BB	SO	SB	CS	OBP	SLG	SF	SH	HB	E
2008	Quad Cities (A)	.327	41	153	28	50	8	1	5	25	17	32	0	0	.418	.490	0	0	7	5
	Springfield (AA)	.367	13	49	13	18	5	0	3	11	2	7	0	0	.456	.653	0	0	6	1
2009	Springfield (AA)	.281	32	128	22	36	5	0	5	16	18	34	0	0	.403	.438	0	0	8	2
	Memphis (AAA)	.293	62	222	22	65	11	0	6	19	15	42	0	1	.346	.423	2	0	4	10
	Sacramento (AAA)	.302	44	182	32	55	10	0	9	28	14	40	1	1	.365	.505	2	0	5	7
2010	Las Vegas (AAA)	.301	95	385	64	116	24	1	18	61	27	83	1	1	.359	.509	2	0	9	6
	HOUSTON	.222	51	144	14	32	6	1	2	13	8	50	0	0	.296	.319	0	0	7	3
2011	HOUSTON	.259	115	336	37	87	22	0	5	29	36	91	1	1	.334	.369	2	1	3	1
	Oklahoma City (AAA)	.356	28	104	16	37	10	0	1	24	15	28	1	0	.437	.481	4	0	3	6
2012	Oklahoma City (AAA)	.300	86	310	54	93	16	0	16	57	27	87	0	1	.379	.506	1	0	13	15
	HOUSTON	.253	66	229	24	58	10	1	9	24	18	73	0	0	.323	.424	1	0	6	9
2013	HOUSTON	.221	79	262	35	58	14	1	13	36	18	104	1	1	.284	.431	0	0	5	4
	Oklahoma City (AAA)	.326	60	233	36	76	16	2	11	37	24	69	1	0	.398	.554	0	0	4	5
MINOR LEAGUE TOTALS		.309	461	1766	287	546	105	4	74	278	159	422	4	4	.383	.499	11	0	59	52
MAJOR LEAGUE TOTALS		.242	311	971	110	235	52	3	29	102	80	318	2	2	.313	.391	3	1	21	22

WALLACE

WALLACE CAREER TRANSACTIONS

- Selected by St. Louis in the first round (13th pick) of the June 2008 draft.
- Acquired by Oakland from St. Louis along with OF Shane Peterson and RHP Clayton Mortensen in exchange for OF Matt Holliday and cash on July 31, 2009.
- Acquired by Toronto from Oakland in exchange for OF Michael Taylor on Dec. 16, 2009.
- Acquired by Houston from Toronto in exchange for OF Anthony Gose on July 29, 2010.

WALLACE CAREER HIGHS

Hits:4 -- July 10, 2013 at St. Louis
 Home Runs: 2 (2x) -- last, July 4, 2013 vs. Tampa Bay
 RBI:4 -- July 4, 2013 vs. Tampa Bay
 Stolen Bases: 1 (2x) -- last, Aug. 13, 2013 at Oakland
 Longest Hitting Streak:11 -- April. 19-May 3, 2011
 Career Grand Slams: none

WALLACE CAREER FIELDING

YEAR	POSITION	PCT.	G	PO	A	E	TC	DP
2013	First Base	.992	61	452	40	4	496	53
	Third Base	1.000	9	4	12	0	16	3
TOTALS	First Base	.990	263	1893	188	20	2101	182
	Third Base	.929	17	6	20	2	28	6

LEADOFF HR

PINCH-HIT HR

WALK-OFF HR

No.	Date	Opp.	Pitcher	No.	Date	Opp.	Pitcher	No.	Date	Opp.	Pitcher
none				none				none			

2014 HOUSTON ASTROS



ALEX WHITE

43

Bats/Throws: Right/Right
Born: 8/29/88 in Greenville, NC
Opening Day Age: 25

Height/Weight: 6-3/219
Resides: Greenville, NC
ML Service: 2.092

Contract Status: Signed through 2014
Acquired: From Colorado along with RHP Alex Gillingham in exchange for RHP Wilton Lopez on Dec. 4, 2012.

RHP

CAREER HIGHLIGHTS

- The right-handed starting pitcher will be making his fourth straight appearance at a Major League Spring Training, with his third different MLB organization: Cleveland (2011-NRI), Colorado (2012), Houston (2013-14).
- In his Major League career, has a ground ball to fly ball ratio of 1.72 (258 GB, 150 FB) in 33 career appearances, 30 starts.
- Missed the 2013 season after getting Tommy John surgery on his right elbow in April.
- Was rated the No. 2 prospect by *Baseball America* in the Indians system prior to the 2011 season.
- Was named the Indians Minor League Pitcher of the Year in 2010 (Bob Feller Award).

2013: Spent the entire season on the Disabled List after suffering a right elbow strain during his last start of Spring Training...placed on the 60-day Disabled List on March 30...underwent successful ulnar collateral ligament reconstruction (Tommy John) surgery on his right elbow in April.

2012: Began the season with Triple A Colorado Springs and made five starts before being called up to the Rockies...made 10 starts for the Rockies before being optioned back...he returned to the Rockies on Aug. 2 and finished the season with Colorado, making 10 starts before being moved to the bullpen where he made three relief appearances...posted a 2.09 ground ball/fly ball ratio (180 GB, 86 FB) in his 23 appearances, 20 starts...made seven starts in August after being recalled on Aug. 2...in those seven starts he had a record of 0-1 with a 4.03 ERA (13ER/29IP) with 17 walks, 21 strikeouts and an opponent average of .248 (28x113)...the Rockies went 5-2 in his seven starts despite supporting him with just 10 runs over his 29.0 innings (3.10 RSA)...his .248 opponent average in that span was the second-lowest among all Rockies starters while his 21 punch-outs were tied for most among starters.

2011: Made 10 starts in the Major Leagues, his first season in the big leagues...he recorded three starts as a Cleveland Indian and seven starts as a member of the Colorado Rockies after being traded...was traded to the Rockies at the trade deadline in the deal that sent Ubaldo Jimenez to Cleveland...at the time of the trade, White was on the 60-day Disabled List with right middle finger soreness...was reinstated from the Disabled List on Aug. 23 after four rehab starts, going 1-1 with a 1.65 ERA (3ER/16.1IP), a walk, 10 strikeouts and a .172 opponent average...in his last rehab start for the Drillers on Aug. 18, allowed just three hits and one walk with four strikeouts while tossing 7.2 scoreless innings in the victory...was a non-roster invite to the Indians Spring Training in 2011...began the year with Triple A Columbus where he made four starts before having

★ NOTES

- Played four years as a pitcher and shortstop at D.H. Conley (NC) High School, graduating in 2006...earned Third-Team High School All-American honors from *Baseball America*...led Conley to the 2006 state 3A title and earned MVP honors in the state tournament...also helped team to 2005 state 4A crown...played four years of basketball as a point guard...drafted by Los Angeles (NL) in the 14th round of the June 2006 draft but did not sign.
- Elected to attend the University of North Carolina, where he majored in sports administration...completed the 2009 season, his junior year at UNC, going 8-4 with a 3.87 ERA (46ER/107IP) with 121 strikeouts and 44 walks while holding opponents to a .233 average in 16 starts for the Tarheels, who advanced to the College World Series...following the season, he was named to the ACC First-Team for the second consecutive season...prior to the draft, was ranked as the sixth-best prospect, fourth-best pitcher, in the entire 2009 Draft by *Baseball America*...selected by Cleveland with the 15th overall selection in the June 2009 draft.
- His brother, Travis, is a sheriff's deputy.
- Originally added to a Major League 40-man roster by Cleveland on April 30, 2011...acquired by Houston from Colorado at the 2012 Winter Meetings as part of the return in the Wilton Lopez trade...is signed to a one-year contract that runs through the 2014 season.

WHITE

MINOR LEAGUES:

ALEX BRUCE WHITE

WHITE CAREER TRANSACTIONS

- Selected by Cleveland in the first round (15th overall) of the June 2009 draft.
- On Disabled List, May 21-Aug. 23, 2011 (right middle finger soreness).
- Acquired by Colorado from Cleveland along with RHP Joe Gardner, IF Matt McBride and LHP Drew Pomeranz in exchange for RHP Ubaldo Jimenez on July 31, 2011.
- Acquired by Houston from Colorado along with RHP Alex Gillingham in exchange for RHP Wilton Lopez on Dec. 4, 2012.
- On Disabled List, March 30-Nov. 4, 2013 (right elbow strain).

WHITE CAREER HIGHS

ASTROS

2014 HOUSTON ASTROS



JEROME WILLIAMS 36

Bats/Throws: Right/Right
Born: 12/4/81 in Honolulu, HI
Opening Day Age: 32

Height/Weight: 6-3/240
Resides: Fresno, CA
ML Service: 5.049

Contract Status: Signed through 2014
Acquired: Signed as a free agent on Feb. 6, 2014.

RHP

CAREER HIGHLIGHTS

- The former first-round pick enters his ninth Major League season and his first with the Astros after signing as a free agent in February...owns a career 42-47 record with a 4.35 ERA (375ER/776.1IP) in 155 games (117 starts) with the Giants (2003-05), Cubs (2005-06), Nationals (2007) and Angels (2011-13).
- In his 117 career starts, has gone 41-47 with a 4.39 ERA (335ER/686.2IP) and a .264 opponents' batting average...has thrown 61 career quality starts, including 19 in the past two seasons with the Angels.
- Has gone 1-0 with one save and a 4.01 ERA (40ER/89.2IP) when working in a relief role...has held hitters to a .251 average while striking out 57 and walking 24 in his 38 career relief appearances.
- Has pitched against the AL West more times than any other division...is 10-10 with a 4.17 ERA (90ER/194.1IP) and 120 strikeouts in 43 games (24 starts) against AL West opponents.
- Over the last two seasons, has posted the fifth-highest groundball percentage in the American League (63.6%) behind Justin Masterson (70.7%), Rick Porcello (69.9%), Doug Fister (66.8%) and Felix Hernandez (63.8%).
- Set new career highs in games, starts, innings pitched and strikeouts in 2013 with the Angels...his nine wins marked his most since notching 10 wins with San Francisco during the 2004 season...became the third Angel to make 25 starts and 12 relief appearances in the same season and the first since Rudy May in 1969...the last AL player to do this was Brian Tallet in 2009 for Toronto.
- Has pitched in one postseason game...started Game 4 of the 2003 NLDS at FLA when he was with the Giants...did not factor into the decision in Florida's 7-6 win (2.0 IP, 5 H, 3 R, 3 ER, 1 BB, 1 SO)...became just the fourth rookie in Giants history to start a postseason contest and the first since 1937.
- Was considered one of the top prospects in the game during his ascent through the minors...was rated by *Baseball America* as the No. 50 prospect in baseball in 2003, and the game's No. 19 prospect in both 2002 and 2001...was ranked by the publication as the Giants No. 1 prospect from 2001-02 and their No. 3 prospect in 2003.

NOTES

- Graduated from Waipahu HS in Hawaii in 1999...posted a 0.30 ERA and 116 strikeouts in 65.0 innings as a senior...threw a no-hitter and hit three home runs in the same game during his senior season...struck out 20 batters in a playoff win...was drafted by San Francisco in the first round (39th overall) of the June 1999 draft...signed by Giants scout Darren Wittke.
- Became the highest drafted high school player ever taken out of Hawaii.
- Wears a pink glove in honor of his mother, Deborah, who died of breast cancer in 2001.
- Born in Honolulu, Hawaii, Williams was one of five Hawaiian-born Major Leaguers in 2013 joining RHP Scott Feldman, OF Shane Victorino, C Kurt Suzuki, and IF Kolten Wong.
- He will join RHP Brian Fisher (1990) and LHP Sid Fernandez (1997) as the only Hawaiian-born players to pitch for Houston.
- Has pitched in Taiwan (2010), Puerto Rico (2009 winter league) and in the independent leagues (2008, 2011).
- Pitched in the 2001 Futures Game.
- Originally added to a Major League 40-man roster by San Francisco on Nov. 19, 2002...signed by Houston as a free agent on Feb. 6, 2014.

2013: Set new career highs in games, starts, innings pitched and strikeouts...his nine wins marked his most since notching 10 wins with San Francisco during the 2004 season...became the third Angel to make 25 starts and 12 relief appearances in the same season and the first since Rudy May in 1969...the last AL player to do this was Brian Tallet in 2009 for Toronto...began the season in the Angels bullpen, where he made his first eight appearances (1.69 ERA)...started 25 of his last 29 games from May through the end of the season...finished the season strong, going 4-0 with a 4.03 ERA (13ER/29IP) in five September starts...ranked tied for second in the Majors in wins during the month...led all Major League relievers with 21.1 innings pitched in

2014 HOUSTON ASTROS

April...made three relief appearances in June and one in August...went 8-10 with a 5.06 ERA (78ER/138.2IP) in his 25 starts, while going 1-0 with a 2.35 ERA (8ER/30.2IP) out of the bullpen...pitched 6.0 innings of relief in a 19-inning game on April 29...joined Kevin Slowey as the only pitchers since 2008 to record two relief outings of 6.0 innings-or-more (also 6.2 IP on May 11, 2012 at TEX).

2012: Completed his seventh big league season with a 6-8 record and a 4.58 ERA (70ER/137.2IP) in 32 games, including 15 starts...was 6-8 with a 4.83 ERA (49ER/91.1IP) as a starter...out of bullpen, pitched to a 4.08 ERA (21ER/46.1IP)...moved to bullpen full time in late July following the return of Dan Haren from the DL and the acquisition of Zack Greinke...his six victories marked his highest total since his six wins with Cubs in 2005...had two stints on the DL during the season (left hamstring strain from April 4-13 and respiratory issues from June 20-July 16)...tossed his second career shutout on May 1 vs. MIN...marked his first shutout since June 27, 2003 vs. OAK while with San Francisco, a span of eight years, nine months and four days...the span between complete games was the longest since Lindy McDaniel, who had a CG on May 15, 1960 before his next CG came on July 10, 1973...was 5-3 with a 2.93 ERA (24ER/73.2 IP) in 17 appearances at home...won four straight decisions from April 20 to May 16 in six appearances (five starts) while recording 30 strikeouts in 44 innings...his 6.2 IP on May 11 at TEX marked the longest relief outing of career...notched his first career save on July 30 after pitching the final 3.0 innings of the Angels 15-8 win at TEX...registered six strikeouts on Aug. 16, the most by an Angels reliever since Kevin Gregg struck out seven batters on Aug. 27, 2006 (4.0 IP).

2011: Finished the season 4-0 with a 3.68 ERA (18ER/44.0IP) in 10 appearances (six starts) with the Angels...began the year with the Lancaster Barnstormers of the independent Atlantic League before signing a free agent contract with the Angels on June 16...pitched at Triple A Salt Lake upon signing and went 7-2 with one complete game and a 3.91 ERA (32ER/73.2IP) in 11 games (10 starts)...was selected to the Major League roster by the Halos on Aug. 17 and made his debut with the club in relief on the same day...earned his first victory of the season on Aug. 21 vs. BAL, marking his first win since Sept. 25, 2005 vs. HOU...snapped an eight-game losing streak in his first start since May 15, 2007 vs. ATL...the nearly six-year gap (2,156 days) between MLB victories was the longest by an Angel since Dave LaRoche went six years and one day between victories (8/1/74-8/2/80)...his four-game winning streak marked his most since winning five straight in his rookie year, June 21-July 12, 2003.

2010: Spent the season with the Uni-President Lions of the CPBL in Taiwan...the Lions went 54-63 and finished in third place during the season.

2009: Played the entire season at Triple A Sacramento in the Oakland organization...played winter ball in Puerto Rico with Indios de Mayaguez.

2008: Began the year with the Long Beach Armada of the independent Golden Baseball League, posting a 3-2 record with a 4.95 ERA (22ER/40IP) in six starts before signing a contract with the Dodgers on June 24...started three games for Class A Advanced Inland Empire before getting promoted to Triple A Las Vegas...went 2-2 with a 2.08 ERA (6ER/26IP) in 10 appearances.

2007: Opened the year on Washington's Opening Day roster...went 0-5 with a 7.20 ERA in six starts...placed on the 15-day DL on April 29 with a sprained left ankle...pitched in one rehab outing with Columbus before getting reinstated from the DL on May 15...started that day, and then placed on the DL the next day with a strained right shoulder...released on Aug. 5 and then signed a minor league deal with Minnesota on Aug. 9...combined to go 0-4 with an 8.20 ERA (48ER/52.2IP) in 23 games between Double A Harrisburg (14g), Triple A Rochester (8g) and Triple A Columbus (1g).

2006: Made the Cubs Opening Day roster and made his debut with the club on April 5 at CIN...made five total appearances with Chicago, going 0-2 with a 7.30 ERA (10ER/12.1IP)...spent the majority of the season with Triple A Iowa, where he posted a 4.76 ERA (59ER/111.2IP) in 29 games.

2005: Combined for a 6-10 record with a 4.26 ERA in 22 games with San Francisco (4g) and the Chicago Cubs (18g)...began the year in the Giants starting rotation...made the first relief appearance of his big league career on April 16 at COL...optioned to Triple A on April 25...traded to Chicago along with David Aardsma on May 28 in exchange for LaTroy Hawkins...reported to Triple A Iowa and was recalled to the Majors on June 21...made his Cubs debut that night, recording a 4-2 win over Milwaukee at Miller Park.

2004: Pitching for San Francisco, won 10 games in his first full season in the Majors despite missing six weeks after undergoing elbow surgery in August...was the youngest Giants rookie to win at least 10 games in a season since Pete Falcone in 1975...left his start on July 30 vs. STL with a right triceps strain...underwent arthroscopic surgery on his right elbow on Aug. 4 to remove loose bodies and shave a bone spur...activated from the DL on Sept. 16, but did not see action until Sept. 30.

2003: Entered the year ranked by *Baseball America* as the Giants No. 3 prospect and the No. 50 overall prospect in the game...in his first season in the Majors, went 7-5 with a 3.30 ERA (48ER/131IP) in 21 starts for San Francisco...ranked among NL rookie leaders in ERA (3rd), innings (6th), complete games (T-1st, 2) and batting average against (4th, .242)...opened the season at Triple A Fresno...recalled on April 25 and made his big league debut on April 26 at PHI...optioned back to Fresno following the game...recalled again on June 3...

2014 HOUSTON ASTROS

earned his first Major League win on June 21 at OAK, working 6.1 innings in the Giants 6-4 win...faced the A's in his next start on June 27 and pitched his first complete game shutout (6-0), needing just 96 pitches... became the first Giants rookie to post a shutout since 1991...was just 21 years, 205 days old on June 27, becoming the youngest Giants pitcher to hurl a shutout since 1975...won his next four starts to extend his winning streak to a career-high five games...collected his first big league hit by doubling off Lance Painter on July 7 vs. STL... started Game 4 of the 2003 NLDS at FLA...did not factor into the decision in Florida's 7-6 win (2.0 IP, 5 H, 3 R, 3 ER, 1 BB, 1 SO)...became just the fourth rookie in Giants history to start a postseason contest and the first since 1937...following the season, was rated by *Baseball America* as the No. 4 prospect in the Pacific Coast League.

MINOR LEAGUES:

2002: Advanced to Triple A Fresno in his fourth pro season...at 20 years old, was the youngest starting pitcher in the Pacific Coast League...made five starts in the Arizona Fall League following the season and was named the No. 2 pitching prospect in the AFL by *Baseball America*...tabbed by *BA* as the No. 16 prospect in the PCL...entered the year ranked as the Giants top prospect by *BA* and the No. 19 prospect in baseball...**2001:** Led Double A Shreveport in wins, going 9-7 with a 3.95 ERA...ranked by *Baseball America* as the No. 12 prospect in the Texas League and the No. 1 prospect in the Giants system...participated in the 2001 All-Star Futures Game in Seattle...**2000:** Went 7-6 with a 2.94 ERA (41ER/125.2IP) for Class A Advanced San Jose...ranked fifth in the California League in ERA...**1999:** Pitched in seven games with Class A Short Season Salem-Keizer.

PERSONAL:

Jerome and his wife Sarah reside in Fresno, CA...they have four children, Tre-Jordan, Alana, Keilani and Tai.

JEROME LEE WILLIAMS

Year	Team	W	L	ERA	G	GS	CG	SHO	SV	IP	H	R	ER	HR	HB	BB	SO	WP	BK	AVG
1999	Salem-Keizer (A)	1	1	2.19	7	7	1	1	0	37.0	29	13	9	1	3	11	34	1	0	.213
2000	San Jose (A)	7	6	2.94	23	19	0	0	0	125.2	89	53	41	6	10	48	115	9	2	.201
2001	Shreveport (AA)	9	7	3.95	23	23	2	1	0	130.0	116	69	57	14	9	34	84	6	1	.235
2002	Fresno (AAA)	6	11	3.59	28	28	0	0	0	160.2	140	76	64	16	9	50	130	5	3	.234
2003	Fresno (AAA)	4	2	2.68	10	10	1	0	0	57.0	52	19	17	3	4	16	40	2	0	.237
	SAN FRANCISCO	7	5	3.30	21	21	2	1	0	131.0	116	54	48	10	7	49	88	2	1	.242
2004	SAN FRANCISCO	10	7	4.24	22	22	0	0	0	129.1	123	69	61	14	17	44	80	2	1	.254
2005	SAN FRANCISCO	0	2	6.48	4	3	0	0	0	16.2	21	12	12	2	1	4	11	0	0	.313
	Fresno (AAA)	1	4	9.39	6	6	0	0	0	30.2	47	34	32	3	3	17	15	2	1	.364
	Iowa (AAA)	1	1	2.22	4	4	0	0	0	24.1	27	10	6	2	2	6	17	5	0	.265
	CHICAGO (NL)	6	8	3.91	18	17	0	0	0	106.0	98	50	46	12	9	45	59	2	0	.253
2006	CHICAGO (NL)	0	2	7.30	5	2	0	0	0	12.1	15	12	10	2	1	11	5	0	0	.326
	Iowa (AAA)	5	7	4.76	29	16	1	1	0	111.2	145	66	59	17	3	35	52	3	0	.324
2007	WASHINGTON	0	5	7.20	6	6	0	0	0	30.0	34	26	24	6	0	18	15	2	1	.283
	Columbus (AAA)#	0	0	1.50	1	1	0	0	0	6.0	4	1	1	1	1	2	5	0	0	.190
	Harrisburg (AA)	0	3	9.08	14	4	0	0	0	35.2	53	47	36	8	4	16	26	2	0	.349
	Rochester (AAA)	0	1	9.00	8	1	0	0	1	11.0	18	11	11	0	1	7	6	0	0	.375
2008	Inland Empire (A)	0	1	6.30	3	3	0	0	0	10.0	13	7	7	1	0	6	8	0	0	.310
	Las Vegas (AAA)	2	2	2.08	10	2	0	0	0	26.0	23	7	6	2	2	9	21	0	0	.250
2009	Sacramento (AAA)	5	6	5.58	27	14	0	0	0	101.2	116	66	63	15	9	41	52	0	1	.297
2010									DNP											
2011	Salt Lake (AAA)	7	2	3.91	11	10	1	0	0	73.2	78	36	32	10	4	15	60	2	0	.276
	LOS ANGELES (AL)	4	0	3.68	10	6	0	0	0	44.0	45	20	18	6	1	15	28	0	0	.269
2012	Inland Empire (A)#	1	0	3.27	2	2	0	0	0	11.0	11	4	4	1	1	1	9	0	0	.250
	LOS ANGELES (AL)	6	8	4.58	32	15	1	1	1	137.2	139	73	70	17	5	35	98	1	0	.263
	Salt Lake (AAA)#	0	1	7.88	2	2	0	0	0	8.0	13	9	7	1	0	0	8	0	0	.361
2013	LOS ANGELES (AL)	9	10	4.57	37	25	0	0	0	169.1	181	93	86	23	4	55	107	5	0	.272
	MINOR LEAGUE TOTALS	49	55	4.24	208	152	6	3	1	960.0	974	528	452	101	65	314	682	37	8	.265
	MAJOR LEAGUE TOTALS	42	47	4.35	155	117	3	2	1	776.1	772	409	375	92	45	276	491	14	3	.262

Rehab assignment

DIVISION SERIES RECORD

DIVISION SERIES RECORD																				
Year	Club/Opp	W	L	ERA	G	GS	CG	SHO	SV	IP	H	R	ER	HR	HB	BB	SO	WP	BK	AVG
2003	SF/FLA	0	0	13.50	1	1	0	0	0	2.0	5	3	3	0	0	1	1	0	0	.455

2014 HOUSTON ASTROS

WILLIAMS CAREER TRANSACTIONS

- Selected by San Francisco in the first round (39th overall) of the June 1999 draft.
- On Disabled List, July 31-Sept. 15, 2004 (arthroscopic surgery on right elbow).
- Acquired by Chicago (NL) along with RHP David Aardsma in exchange for RHP LaTroy Hawkins and cash considerations on May 28, 2005.
- Claimed off waivers by Oakland from Chicago (NL) on Sept. 5, 2006.
- Signed by Washington as a free agent on Jan. 12, 2007.
- On Disabled List, April 29-May 14, 2007 (sprained left ankle).
- On Disabled List, May 16-June 19, 2007 (right shoulder strain).
- Signed by Minnesota to a minor league contract on Aug. 9, 2007.
- Signed by Los Angeles (NL) to a minor league contract on June 25, 2008.
- Signed by Oakland to a minor league contract on Dec. 1, 2008.
- Signed by Los Angeles (AL) to a minor league contract on June 16, 2011.
- On Disabled List, April 4 (retroactive to March 26)-April 13, 2012 (strained left hamstring).
- On Disabled List, June 20-July 4 (respiratory issues).
- Signed by Houston as a free agent on Feb. 6, 2014.

WILLIAMS CAREER HIGHS

Longest Winning Streak:5 -- June 21-July 12, 2003
Longest Losing Streak:8 (2x) -- last, June 22-Aug. 21, 2013
Strikeouts:9 -- Aug. 1, 2003 at Cincinnati
Walks:6 -- Sept. 25, 2005 vs. Houston
Innings (Starter):9.0 (3x) -- June 27, 2003 vs. Oakland
Innings (Relief):6.2 -- May 11, 2012 at Texas
Low-Hit Game (CG):3 -- May 1, 2002 vs. Minnesota

2014 HOUSTON ASTROS



ASHER WOJCIECHOWSKI 59

Bats/Throws: Right/Right

Born: 12/21/88 in Hardeeville, SC

Opening Day Age: 25

Contract Status: Signed through 2014

Acquired: From Toronto along with RHP Francisco Cordero, OF Ben Francisco, RHP Joe Musgrove, C Carlos Perez, LHP David Rollins, and a PTBNL (RHP Kevin Comer) in exchange for RHP David Carpenter, LHP J.A. Happ and RHP Brandon Lyon on July 20, 2012.

Height/Weight: 6-4/239

Resides: Tampa, FL

ML Service: 0.000

RHP

CAREER HIGHLIGHTS

- The right-handed starter is entering his fifth professional season...marks his first season on a Major League 40-man roster...will be in big league camp during Spring Training for the first time in his career.
- Has found success at every step of the minor league ladder...in 82 career games (75 starts), is 31-22 with a 3.59 ERA (175ER/439.1IP) and 348 strikeouts.
- In 2013, combined to go 11-8 with a 3.32 ERA (59ER/160IP) and 131 strikeouts between Triple A Oklahoma City (22g) and Double A Corpus Christi (6g)...from Aug. 20, 2012-April 24, 2013, set a Corpus Christi franchise record by going 33.0 consecutive innings without allowing a run...started the 2013 season by going 20.0 consecutive scoreless innings...13 of his 21 total starts at Triple A were quality starts.
- Among minor league leaguers in full-season leagues, led the Astros system with a .223 (133x596) opponent's batting average in 2013...lefties hit .215 (58x270) off him while righties hit .230 (75x326).
- Is ranked by *Baseball America* as the Astros No. 10 prospect...was the club's No. 14 prospect in 2013, the Blue Jays No. 10 prospect in 2012 and No. 7 prospect in 2011.

MINOR LEAGUES:

2013: Combined to go 11-8 with a 3.32 ERA (59ER/160IP) and 131 strikeouts between Triple A Oklahoma City (22g) and Double A Corpus Christi (6g)...from Aug. 20, 2012-April 24, 2013, set a Corpus Christi franchise record by going 33.0 consecutive innings without allowing a run...started the season with Corpus Christi by going 20.0 consecutive scoreless innings...had more strikeouts (27) than hits and walks combined (17H/6BB) at the Double A level...promoted to Triple A Oklahoma City on May 2...13 of his 21 total starts at Triple A were quality starts...ranked tied for first in the Triple A Pacific Coast League in complete games (2) and shutouts (1), and ranked third in WHIP (1.19)...tossed the first two complete games of his career, both coming at OKC...picked up his first career CG after going 8.0 innings and allowing three runs on six hits with seven punchouts on June 21...spun a

★ NOTES

- last name is pronounced: wo-juh-HOW-ski
- Graduated from Beaufort High School in South Carolina...earned three letters in baseball and one in football
- Went on to attend The Citadel, The Military College of South Carolina, where he majored in business administration...during his junior year in 2010, earned Southern Conference Pitcher of the Year honors after finishing second in the nation with 155 strikeouts and fifth in the country with 12 victories...went 12-3 with a 3.58 ERA (50ER/125.2IP) during that season en route to getting named a 2010 Golden Spikes Award semifinalist and National Pitcher of the Year quarterfinalist...his 12 wins tied a school record...his 125.2 innings ranked second in school history for a single season and his 155 strikeouts ranked third.
- Pitched for USA Baseball's college national team in the summer of 2009...ranks third all-time in The Citadel's history with 308 career strikeouts.
- Became the first player from The Citadel ever to be taken in the first round when the Blue Jays took him in the supplemental first round (41st overall) of the June 2010 draft...was signed by Blue Jays scout John Hendricks.
- Lived in the Dominican Republic, Bulgaria and Romania as a child as his parents, Randy and Carol, were missionaries...Randy served as the executive director of Kids to Love, an orphanage in Bucharest, the capital of Romania...Asher was nine years old when the family moved to Romania, but was able to get back into baseball in Bucharest when Little League Baseball expanded to the country...ultimately lived in Romania for three years before moving back to his hometown in Michigan.
- Added to the Astros 40-man roster on Nov. 21, 2013...acquired by Houston from Toronto as part of the 10-player deal in July of 2012...is signed to a one-year contract that runs through the 2014 season.

2014 HOUSTON ASTROS

complete game (9.0 IP), one-hit shutout on July 8 at Round Rock...at OKC, pitched well at his home field, the notoriously hitter-friendly Chickasaw Bricktown Ballpark...went 7-1 with a 2.56 ERA (20ER/70.1IP) in 12 starts at the venue...entered the year ranked by *Baseball America* as the No. 14 prospect in the Astros system...**2012:** Made 26 combined starts between Double A Corpus Christi (8g) and Class A Advanced Dunedin (18g)...went 9-5 with a 3.09 ERA (47ER/137IP) and 110 punchouts between the clubs...named the Florida State League Pitcher of the Week for the week of May 22-29...prior to joining the Astros organization, went 5-1 with a 1.51 ERA and 34 strikeouts over his last seven starts with Dunedin...in his Double A debut on July 24 at San Antonio, earned the victory by tossing 7.0 innings of one-run ball...closed out the year by tossing 13.2 consecutive scoreless innings at Corpus Christi...during his time with the Hooks, ranked second in the Texas League in ERA (2.06), WHIP (1.01) and opponent's batting average (.190)...entered the season ranked by *Baseball America* as the No. 10 prospect in the Blue Jays system...acquired by the Astros in a 10-player deal with the Blue Jays on July 20...**2011:** In his first full professional season, pitched in 25 games at Class A Advanced Dunedin...skipped the Low Class A level entirely...began the year ranked by *Baseball America* as the Blue Jays No. 7 prospect...**2010:** Allowed just one run in 12.0 innings (0.75 ERA) over three starts at Class A Short Season Auburn after getting drafted by the Blue Jays in the supplemental first round of the June draft.

WOJCIECHOWSKI

RANDALL ASHER WOJCIECHOWSKI

Year	Team	W	L	ERA	G	GS	CG	SHO	SV	IP	H	R	ER	HR	HB	BB	SO	WP	BK	AVG
2010	Auburn (A)	0	0	0.75	3	3	0	0	0	12.0	6	1	1	0	0	4	11	0	0	.146
2011	Dunedin (A)	11	9	4.70	25	22	0	0	0	130.1	156	79	68	15	4	31	96	3	1	.292
2012	Dunedin (A)	7	3	3.57	18	18	0	0	0	93.1	91	40	37	3	5	22	76	3	0	.261
	Corpus Christi (AA)	2	2	2.06	8	8	0	0	0	43.2	30	14	10	0	5	14	34	0	2	.190
2013	Corpus Christi (AA)	2	1	2.08	6	3	0	0	1	26.0	17	6	6	1	0	7	27	0	0	.189
	Oklahoma City (AAA)	9	7	3.56	22	21	2	1	0	134.0	116	56	53	10	1	44	104	4	0	.229
MINOR LEAGUE TOTALS		31	22	3.59	82	75	2	1	1	439.1	416	196	175	29	15	122	348	10	3	.248

WOJCIECHOWSKI CAREER TRANSACTIONS

- Selected by Toronto in the compensation first round (41st overall) of the June 2010 draft.
- Acquired by Houston from Toronto along with RHP Francisco Cordero, OF Ben Francisco, RHP Joe Musgrove, C Carlos Perez, LHP David Rollins, and a PTBNL (RHP Kevin Comer) in exchange for RHP David Carpenter, LHP J.A. Happ and RHP Brandon Lyon on July 20, 2012.

2014 HOUSTON ASTROS



JOSH ZEID

61

Bats/Throws: Right/Right

Born: 3/24/87 in New Haven, CT

Opening Day Age: 27

Contract Status: Signed through 2014

Acquired: From Philadelphia along with RHP Jarred Cosart, IF Jonathan Singleton and a PTBNL (OF Domingo Santana) in exchange for OF Hunter Pence on July 29, 2011.

Height/Weight: 6-4/235

Resides: Houston, TX

ML Service: 0.062

RHP

CAREER HIGHLIGHTS

- Right-handed reliever enters his sixth professional season and his third full season with the Astros organization...made his Major League debut with the Astros in 2013 and pitched in 25 games over the final two months of the season.
- Stranded 15 of his 17 inherited runners with Houston...kept lefties to a .178 (8x45) average...posted a 3.90 ERA (12ER/27.2IP) in his time in the Majors, including a 0.84 ERA (1ER/10.2IP) over his final nine games of the year.
- Has 339 strikeouts in 366.2 career minor league innings, including 119 strikeouts in 100.0 innings since becoming a full-time reliever in 2012 while with Double A Corpus Christi.
- Played for Team Israel in the World Baseball Classic Qualifying Round during the 2012 offseason and made three appearances, going 0-1 with one save and a 5.79 ERA (3ER/4.2IP).
- Pitched for Salt River in the Arizona Fall League in 2011 and posted a 2-0 record and a 5.00 ERA (10ER/18IP) in 15 appearances en route to being named an AFL Rising Star...recorded 21 strikeouts in 18.0 innings pitched that fall.
- Had a successful second professional season with Class A Lakewood in 2010, earning South Atlantic League Midseason All-Star honors...pitched for Mesa in the AFL and was named an AFL Rising Star.

NOTES

- Attended Hamden Hall Country Day School in New Haven, CT...named the Gatorade Connecticut Player of the Year and claimed All-America honors from the National High School Coaches Association, Collegiate Baseball and Street & Smith as a senior...posted 130 strikeouts in 65.0 innings on the mound and hit .450 as a senior.
- Went on to attend Vanderbilt University after high school and pitched two seasons for the Commodores before transferring to Tulane...drafted by Philadelphia after his senior year in the 10th round of the June 2009 draft...signed by Phillies scout Mike Stauffer.
- Attended MLB's Rookie Development program this offseason along with Jon Singleton and Max Stassi.
- Joined the organization as part of the return in the Astros trade of OF Hunter Pence to Philadelphia at the trade deadline in 2011...added to the Astros 40-man roster on July 30...is currently signed to a one-year contract that runs through the 2014 season.

2013: Rookie hurler made 25 relief appearances for the Astros over the final two months of the season...stranded 15 of 17 inherited runners...allowed just a .178 (8x45) average against left-handed hitters...led the club with 13 appearances in August...had a 1.23 ERA (2ER/14.2IP) in 11 September appearances...posted a 0.84 ERA (1ER/10.2IP) in his final nine games...was a non-roster invitee to Major League Spring Training and impressed in six appearances (1ER/6IP)...assigned to minor league camp on March 17 and began the regular season with Triple A OKC...pitched out of the RedHawks bullpen the entire season before being selected to Houston's roster on July 30...made his MLB debut on July 30 at BAL and tossed 0.2 of a scoreless inning, retiring Adam Jones and Matt Wieters on fly outs (walked Chris Davis)...tossed a season-high 3.0 scoreless innings and 41 pitches on Sept. 3 vs. MIN...earned his first MLB save on Sept. 11 at SEA...entered the game with the bases loaded in the bottom of the 8th in a 5-1 ballgame...induced a pop out from Raul Ibanez and tossed a scoreless 9th for the save...went eight straight appearances (from Sept. 9-28) without allowing a run (10IP)...allowed just four singles and four walks over that time frame...at OKC, was 4-1 with a 3.50 ERA (17ER/43.2IP) in 43 relief appearances...owned a tie for the club lead with 13 saves...served as the RedHawks closer from June 15 until his selection and was 13-for-15 in save opportunities with 53 strikeouts in 43.2 innings pitched.

MINOR LEAGUES:

2012: For the first time in his career, spent the entire season as a reliever making 47 appearances with Double A Corpus Christi...fanned 66 in 56.1 innings pitched...allowed a .263 opponent's average on the

2014 HOUSTON ASTROS

season...made two trips to the disabled list from April 14-28 and Aug. 10-24...played for Team Israel in the World Baseball Classic Qualifying Round and made three appearances, going 0-1 with one save and a 5.79 ERA (3ER/4.2IP)...**2011:** Was traded midseason from the Philadelphia organization to Houston's but pitched at the Double A level the entire campaign...combined to go 2-4 with two saves and a 6.55 ERA (58ER/79.2IP) with Reading (21g) and Corpus Christi (14g)...began the year in Reading's rotation, making 11 starts before a move to the bullpen...posted a 2.25 ERA with two saves in his 10 relief appearances before the trade to Houston...finished his regular season in the Hooks bullpen...pitched for Salt River in the Arizona Fall League after the season and posted a 2-0 record and a 5.00 ERA (10ER/18IP) in 15 appearances en route to being named an AFL Rising Star...recorded 21 strikeouts in 18.0 innings pitched that fall...**2010:** Spent the entire year at Class A Lakewood and was named a South Atlantic League Midseason All-Star...at the break was 5-2 with seven saves and a 3.15 ERA (14ER/40IP) in 27 relief appearances...moved to the rotation in late June with 12 of his last 16 appearances being starts...went 2-2 with a 2.83 ERA (19ER/60.1IP) in his 12 starts...pitched for Mesa in the Arizona Fall League and made four starts with a 3-0 record and a 3.86 ERA (6ER/14IP)...named an AFL Rising Star...**2009:** Made his professional debut for Class A Williamsport after signing on June 15...made 15 starts, with a 8-5 record and a 2.94 ERA, while holding opponents to a .217 average.

PERSONAL:

Josh and his wife, Stephanie, reside in Houston, TX.

JOSHUA ALEXANDER ZEID

Year	Team	W	L	ERA	G	GS	CGSHO	SV	IP	H	R	ER	HR	HB	BB	SO	WP	BK	AVG	
2009	Williamsport (A)	8	5	2.94	15	15	0	0	79.2	64	27	26	1	4	20	72	7	0	.217	
2010	Lakewood (A)	8	4	2.93	43	12	0	0	107.1	95	41	35	7	4	27	111	7	1	.237	
2011	Reading (AA)	2	3	5.65	21	11	0	0	63.2	63	43	40	9	3	27	56	6	0	.265	
	Corpus Christi (AA)	0	1	10.13	14	1	0	0	16.0	23	21	18	5	1	6	15	2	0	.333	
2012	Corpus Christi (AA)	2	0	5.59	47	0	0	0	56.1	57	35	35	6	4	20	66	9	1	.263	
2013	Oklahoma City (AAA)	4	1	3.50	43	0	0	13	43.2	36	17	17	3	0	27	53	6	0	.231	
	HOUSTON	0	1	3.90	25	0	0	0	27.2	26	12	12	3	1	12	24	2	0	.250	
MINOR LEAGUE TOTALS		24	14	4.20	183	39	0	0	24	366.2	338	184	171	31	16	127	373	37	2	.246
MAJOR LEAGUE TOTALS		0	1	3.90	25	0	0	0	1	27.2	26	12	12	3	1	12	24	2	0	.250

ZEID CAREER TRANSACTIONS

- Selected by Philadelphia in the 10th round of the June 2009 draft.
- Acquired by Houston from Philadelphia along with RHP Jarred Cosart, IF Jon Singleton and a PTBNL (OF Domingo Santana) in exchange for OF Hunter Pence on July 29, 2011.

ZEID CAREER HIGHS

Longest Winning Streak:none
 Longest Losing Streak:1 -- Aug. 9, 2013-current
 Strikeouts:3 (3x) -- last, Sept. 27, 2013 vs. New York (AL)
 Walks:2 (2x) -- last, Sept. 19, 2013 at Cleveland
 Innings (Starter):none
 Innings (Relief):3.0 -- Sept. 3, 2013 vs. Minnesota
 Low-Hit Game (CG):none

2014 HOUSTON ASTROS

BIRTHDAYS FOR PLAYERS, COACHES AND BROADCASTERS

JANUARY

- 1 Dallas Kuechel (26)
- 7 Carlos Corporan (30)
- 19 Japhet Amador (27)
- 20 Matt Albers (31)

FEBRUARY

- 2 Brad Peacock (26)
- 7 Scott Feldman (31)
- 10 Cesar Izturis (34)
- 14 Paul Clemens (26)
- 14 Craig Bjornson (45)
- 19 Kevin Chapman (26)

MARCH

- 5 L.J. Hoes (24)
- 14 Marwin Gonzalez (25)
- 15 Max Stassi (23)
- 21 Bobby Doran (25)
- 22 Rene Garcia (24)
- 22 Dexter Fowler (27)
- 22 Ralph Dickenson (66)
- 24 Josh Zeid (27)

APRIL

- 7 Chia-Jen Lo (27)
- 11 Jose Cisnero (24)

MAY

- 2 Jonathan Villar (22)
- 5 John Mallee (44)
- 6 Jose Altuve (23)
- 25 Jarred Cosart (23)
- 29 Leo Heras (23)

JUNE

- 3 Lucas Harrell (28)
- 14 Jesus Guzman (29)
- 18 Jason Castro (26)
- 19 Tyler Heineman (22)
- 19 Collin McHugh (26)

JULY

- 1 Brett Oberholtzer (24)
- 5 Bo Porter (41)
- 5 Jesse Crain (32)
- 6 Preston Tucker (23)
- 15 Mark Appel (22)

AUGUST

- 4 David Martinez (26)
- 5 Domingo Santana (21)
- 15 Jorge De Leon (26)
- 16 Delino Deshields (21)
- 17 Chad Qualls (35)
- 19 Josh Fields (28)
- 21 J.D. Martinez (26)
- 26 Brett Wallace (27)
- 27 Nick Tropeano (23)
- 28 Matt Dominguez (24)
- 29 Alex White (25)

SEPTEMBER

- 2 Ronald Torreyes (21)
- 10 Luis Cruz (23)
- 12 Pat Listach (46)
- 15 Jason Stoffel (25)
- 16 Robbie Grossman (24)
- 18 Jon Singleton (22)
- 19 George Springer (24)
- 20 Bill Brown (66)
- 22 Carlos Correa (19)
- 24 Jake Buchanan (24)

OCTOBER

- 5 Marc Krauss (26)
- 7 Mike Foltyniewicz (22)
- 8 Adron Chambers (27)
- 14 Brent Strom (65)
- 27 Carlos Perez (23)
- 31 Dave Trembley (62)

NOVEMBER

- 1 Jonathan Meyer (23)
- 1 Rhiner Cruz (27)
- 1 Anthony Bass (26)
- 11 Javier Bracamonte (44)
- 27 Raul Valdes (36)

DECEMBER

- 2 Peter Moylan (35)
- 4 Jerome Williams (32)
- 10 Gregorio Petit (29)
- 18 Rudy Owens (26)
- 18 Chris Carter (27)
- 21 Asher Wojciechowski (25)
- 25 Tarrik Brock (40)
- 26 Darin Downs (29)

*Number in parentheses indicates age as of Opening Day.



**SCOUTING &
PLAYER DEVELOPMENT**



SCOUTING & PLAYER DEVELOPMENT

2014 ASTROS BASEBALL OPERATIONS STAFF

Jeff Luhnow	General Manager
David Stearns	Assistant General Manager
Craig Biggio	Special Assistant to the GM
Doug Brocail	Special Assistant to the GM & Senior Pitching Advisor
Enos Cabell	Special Assistant to the GM
Roger Clemens	Special Assistant to the GM
Jay Edmiston	Director, Florida Operations
Mike Elias	Director, Amateur Scouting
Kevin Goldstein	Director, Pro Scouting
Quinton McCracken	Director, Player Development
Sig Mejdal	Director, Decision Sciences
Oz Ocampo	Director, International
Allen Rowin	Assistant Director, Player Development
Dan Radison	Special Assistant, Player Development
Stephanie Wilka	Specialist, International Operations and Associate Counsel
Dan O'Neill	Manager, Team Operations
Mike Fast	Analyst, Baseball Development
Bill Firkus	Medical Risk Manager & Analyst
Brandon Taubman	Baseball Operations Analyst
Julio Linares	Advisor, Latin American Development
Ryan Hallahan	Senior Technical Architect
Darren DeFreeuw	Analytics Developer
Colin Wyers	Mathematical Modeler
Carlos Alfonso	Coordinator, International Development and Special Assignment Scout
Paul Cusick	Coordinator, Amateur Scouting
Doris Gonzalez	Coordinator, Player Acculturation and Language Development
Tom Koch-Weser	Coordinator, Advance Information
Pete Putila	Coordinator, Baseball Operations
Jim Summers	Video Coordinator
Paul Burgess	Equipment Manager
Carl Schneider	Clubhouse Manager
Steve Perry	Visiting Clubhouse Manager
Mario Beira	Sports Psychologist/EAP
John Fidanza	Sports Psychologist/EAP
John O'Neill	Sports Psychologist/EAP
Caridad Cabrera	Dominican Academy Administrator

2014 ASTROS SCOUTING STAFF

Professional Scouts

Charles Aliano	Hank Allen
Ruben Amaro Sr.	Ken Califano
Alex Jacobs	Jason Leffkowitz
Spike Lundberg	Tim Moore
Paul Ricciarini	Tom Shafer
Will Sharp	Aaron Tassano

National Cross Checker & Regional Supervisors

David Post	National Cross Checker
JD Alleve	Regional Supervisor, East
Ralph Bratton	Regional Supervisor, Midwest
Kris Gross	Regional Supervisor, West
Evan Brannon	Regional Supervisor, East

Amateur Scouts

Tim Bittner	VA, NC, SC
Brad Budzinski	S. CA, HI
Bryan Byrne	N. CA, NV
Tim Costic	S. CA
Justin Cryer	LA, MS, AL, TN
Gavin Dickey	N. FL, GA, AL
Paul Gale	AK, ID, MT, OR, WA, BC
Noel Gonzales	S. TX
Troy Hoerner	MI, IL, WI, MN, IA, MO, ND, SD, NE
John Martin	S. FL
Mark Ross	AZ, NM, UT, CO, WY, NV, TX
Bobby St. Pierre	ME, VT, NH, MA, CT, RI, NY, PA, NJ, DE, MD, DC
Jim Stevenson	AR, N. TX, OK, KS
Nick Venuto	NY, PA, WV, OH, KY, TN, IN, MI

Senior Advising Scouts

Bob King	S. CA
Bob Poole	N. CA

Part-Time Scouts

Robert Gutierrez	S. FL
Joey Sola	PR
Ross Smith	N. FL

International Cross Checker

Marc Russo	International Cross Checker
------------------	-----------------------------

International Scouts

Greg Morris	Australia
Neder Horta	Colombia
Rafael Belen	Dominican Republic
Jose Lima	Dominican Republic
Francis Mojica	Dominican Republic
Roman Ocumarez	Dominican Republic
Jose Ortiz	Dominican Republic
Leocadio Guevara	Nicaragua
Carlos Gonzalez	Panama
Daniel Acuña	Venezuela
Oscar Alvarado	Venezuela
Jose Palacios	Venezuela

SCOUTING & PLAYER DEVELOPMENT

2014 BASEBALL OPERATIONS STAFF

General Manager



Jeff Luhnow

Assistant General Manager



David Stearns

Special Assistants to the GM



Craig Biggio



Doug Brocail



Enos Cabell



Roger Clemens

Directors



Jay Edmiston
Florida Operations



Mike Elias
Amateur Scouting



Kevin Goldstein
Pro Scouting



Quinton McCracken
Player Development



Sig Mejdal
Decision Sciences



Oz Ocampo
International

SCOUTING & PLAYER DEVELOPMENT

2014 BASEBALL OPERATIONS STAFF



Carlos Alfonso
Coordinator, International
Development



Paul Burgess
Equipment
Manager



Paul Cusick
Coordinator,
Amateur Scouting



Darren DeFreeuw
Analytics
Developer



Mike Fast
Analyst,
Baseball Development



Bill Firkus
Medical Risk
Manager & Analyst



Doris Gonzalez
Coordinator, Player Acculturation
& Language Development



Ryan Hallahan
Senior Technical
Architect



Tom Koch-Weser
Coordinator,
Advance Information



Julio Linares
Advisor,
Latin American Development



Dan O'Neill
Manager,
Team Operations



Steve Perry
Visiting
Clubhouse Manager



Pete Putila
Coordinator,
Baseball Operations



Dan Radison
Special Assistant,
Player Development



Allen Rowin
Assistant Director,
Player Development



Carl Schneider
Clubhouse
Manager



Jim Summers
Video
Coordinator



Brandon Taubman
Analyst,
Baseball Operations



Stephanie Wilka
Specialist, International
Operations & Associate Counsel



Colin Wyers
Mathematical
Modeler


SCOUTING & PLAYER DEVELOPMENT

2014 ASTROS SCOUTING STAFF

Professional Scouts



Charles Aliano



Hank Allen



Ruben Amaro Sr.



Ken Califano



Alex Jacobs



Jason Lefkowitz



Spike Lundberg



Tim Moore



Paul Ricciarini



Tom Shafer



Will Sharp



Aaron Tassano

National Cross Checker & Regional Supervisors



David Post



JD Alleva



Evan Brannon



Ralph Bratton



Kris Gross

Amateur Scouts



Tim Bittner



Brad Budzinski



Bryan Byrne



Tim Costic



Justin Cryer



Gavin Dickey




Paul Gale



Noel Gonzales



Troy Hoerner



John Martin



Mark Ross



Bobby St. Pierre



Jim Stevenson



Nick Venuto

SCOUTING & PLAYER DEVELOPMENT

2014 ASTROS SCOUTING STAFF

Senior Advising Scouts



Bob King



Bob Poole

Part-Time Scouts



Robert Gutierrez



Joey Sola



Ross Smith

International Cross Checker



Marc Russo

International Scouts



Daniel Acuña



Oscar Alvarado



Rafael Belen



Leocadio Guevara



Carlos Gonzalez



Neder Horta



Jose Lima



Francis Mojica



Greg Morriss



Roman Ocumarez



Jose Ortiz



Jose Palacios

SCOUTING & PLAYER DEVELOPMENT

2014 ASTROS SCOUTING & PLAYER DEVELOPMENT SYSTEM

MINOR LEAGUE

COORDINATORS/INSTRUCTORS

Paul Runge	Field Coordinator
Dyar Miller	Pitching Coordinator
Jeff Albert	Hitting Coordinator
Doug White	Roving Pitching Instructor
Dan Radison	Special Assistant, Player Development
Adam Everett	Infield Instructor
Morgan Ensberg	Minor League Special Assignment Coach
Jamey Snodgrass	Medical Coordinator
Brendan Verner	Strength and Conditioning Coordinator
Daniel Roberts	Rehabilitation Coordinator

ASTROS AFFILIATE DIRECTORY

OKLAHOMA CITY REDHAWKS - AAA

Pacific Coast League
Chickasaw Bricktown Ballpark
2 South Mickey Mantle Drive
Oklahoma City, OK 73104
(405) 218-1000
(405) 218-1001 (Fax)
Owner: Mandalay Baseball Properties
CEO: Art Matin
President/GM: Michael Byrnes
Manager: Tony DeFrancesco
Pitching Coach: Steve Webber
Hitting Coach: Leon Roberts
Catching Coach: Jeff Murphy
Trainer: Mike Freer
Strength: Alex Pounds

CORPUS CHRISTI HOOKS - AA

Texas League
Whataburger Field
734 East Port Avenue
Corpus Christi, TX 78401
(361) 561-4665
(361) 561-4666 (Fax)
Owner: Houston Astros Baseball Club
President: Ken Schrom
VP/General Manager: Michael Wood
Manager: Keith Bodie
Pitching Coach: Gary Ruby
Hitting Coach: Tim Garland
Infield Coach: Tom Lawless
Trainer: Bryan Baca
Strength: Trey Wiedman

LANCASTER JETHAWKS - A

California League
The Hangar
45116 Valley Central Way
Lancaster, CA 93536
(661) 726-5400
(661) 726-5406 (Fax)
Owner: Peter A. Carfagna
Senior VP: Brad Seymour
General Manager: Will Thornhill
Manager: Rodney Linares
Pitching Coach: Don Alexander
Hitting Coach: Darryl Robinson
Catching Coach: Mark Bailey
Trainer: Grant Hufford
Strength: Mark Spadavecchia

QUAD CITIES RIVER BANDITS - A

Midwest League
Modern Woodmen Park
209 South Gaines Street
Davenport, IA 52802
(563) 322-6348
(563) 324-3109 (Fax)
Owner: Main Street Iowa
General Manager: Andrew Chesser
Manager: Omar Lopez
Pitching Coach: Dave Borkowski
Hitting Coach: Joel Chimelis
Outfield/Baserunning: Vince Coleman
Trainer: Michael Rendon
Strength: James McNichol

TRI-CITY VALLEYCATS - SS A

New York-Penn League
Joseph L. Bruno Stadium
80 Vandenburg Avenue
Troy, NY 12180
(518) 629-2287
(518) 629-2299 (Fax)
Owner/President: William Gladstone
VP/General Manager: Rick Murphy
Manager: Ed Romero
Pitching Coach: Chris Holt
Hitting Coach: Russ Steinhorn
Trainer: Corey O'Brien

GREENEVILLE ASTROS - Rk

Appalachian League
Pioneer Park
135 Shiloh Road
Greeneville, TN 37743
(423) 638-0411
(423) 638-9450 (Fax)
Owner: Houston Astros Baseball Club
General Manager: David Lane
Manager: Josh Bonifay
Pitching Coach: Josh Miller
Hitting Coach: César Cedeño
Trainer: John Gregorich

GCL ASTROS - Rk

Gulf Coast League
Osceola County Stadium
1000 Bill Beck Boulevard
Kissimmee, FL 34744
(321) 697-3200
(321) 697-3199 (Fax)
General Manager: Jay Edmiston
Manager: Marty Malloy
Pitching Coach: Hector Mercado
Hitting Coach: Ramon Vazquez
Coach: Gordy MacKenzie
Trainer: Christian Bermudez
Strength: Julio Diaz

DSL ASTROS - Rk

Dominican Summer League
Latin American Home of the Houston Astros
Carretera Cruce de Guerra a Guerra
Km1, La Mojarrá, Las Caobas
Santo Domingo Este, DR
(809) 526-5148
General Manager: Julio Linares
Manager: Johan Maya
Pitching Coach: Rick Aponte
Hitting Coach: Luis Mateo
Coach: Melvi Ortega
Catching Instructor: Sixto Ortega
Trainer: Ambiorix Reyes
Strength: Geremias Guzman

SCOUTING & PLAYER DEVELOPMENT

2013 MINOR LEAGUE PLAYOFFS

2013 MIDWEST LEAGUE CHAMPION QUAD CITIES RIVER BANDITS



RECORD SETTING YEAR

The Astros set a franchise record in 2013 when the club's top six minor league affiliates all qualified for the postseason. Additionally, the Astros became the first organization to have six domestic affiliates make the playoffs since the Pittsburgh Pirates in 2003.

CHAMPS!

The Class A Quad Cities River Bandits and Class A Short Season Tri-City ValleyCats each won their league championship titles in 2013. Top prospects Carlos Correa, Lance McCullers, Rio Ruiz, Mark Appel and Vincent Velasquez turned in strong seasons for the River Bandits, which helped lead to the sixth title in Quad Cities history and their second in the last three seasons. Led by one of the top pitching staffs in all of the minor leagues, Tri-City captured their second title and third championship series berth in the last four seasons.

Along with the Royals and Mariners, the Astros were one of three organizations to have multiple championship teams in 2013.

2013 NEW YORK-PENN LEAGUE CHAMPION TRI-CITY VALLEYCATS



SCOUTING & PLAYER DEVELOPMENT

MINOR LEAGUE COORDINATORS/INSTRUCTORS



PAUL RUNGE

FIELD COORDINATOR

Paul Runge returns for his fourth season with the Astros as the club's minor league field coordinator. Prior to joining the Astros in 2011, he compiled 14 years of minor league managerial experience, all coming in Atlanta's system. Runge has helped oversee an Astros system that finished second in winning percentage (.476-.360, .569) among all 30 organizations in 2013 and fourth in 2012 (439-394, .527).

While managing the Rookie Level Danville Braves, Runge led the team to four first place finishes in the Appalachian League (2005-07, 2009), including two championship titles (2006, 2009). He was twice named Atlanta's Minor League Manager of the Year (2006, 2009) and Appalachian League Manager of the Year (2007, 2009).

Prior to his six-year stint in Danville, Runge spent an additional nine seasons managing in Atlanta's organization from 1993-2001. He has also managed in the Arizona Fall League (1997) and the Australian Winter League (1994-95).

The former shortstop's playing career began in 1979 when Atlanta selected him in the ninth round of the draft out of Jacksonville University. Runge played in parts of eight Major League seasons with Atlanta (1981-1988), and enjoyed a 10-year career with the Braves (1979-88), Padres (1989) and Blue Jays (1990) organizations.

MANAGERIAL/COACHING CAREER

Year	Position	Team	Level	Organization
1993	Manager	Idaho Falls	Rookie Level	Atlanta
1994	Manager	Danville	Rookie Level	Atlanta
1995	Manager	Eugene	Class A Short Season	Atlanta
1996	Manager	Macon	Class A	Atlanta
1997	Manager	Durham	Class A Advanced	Atlanta
1998	Manager	Danville	Class A Advanced	Atlanta
1999-01	Manager	Greenville	Double A	Atlanta
2005-10	Manager	Danville	Rookie Level	Atlanta
2011-13	Field Coordinator		Minor League	Houston



DYAR MILLER

PITCHING COORDINATOR

Dyar Miller returns to the Astros organization for his second season as minor league pitching coordinator and his 30th season working in player development. Last season, the Astros minor league system led all 30 MLB organizations in walks per 9.0 innings (3.10) and strikeouts per walk ratio (2.53).

In 2012, Miller served as the bullpen coach for the St. Louis Cardinals where he helped coach the club to a berth in the NLCS. Prior to that, he spent four seasons (2008-11) as the organization's minor league pitching coordinator. Miller joined the coaching ranks in 1985 and has worked in baseball as either a player, coach, instructor or coordinator for 46 consecutive seasons.

Miller's playing career lasted 17 seasons (1968-84), which included nine Major League seasons with four different MLB clubs (Baltimore, California, Toronto, New York Mets). In his seven seasons in the Majors, he produced a career 23-17 record with 22 saves and a 3.23 ERA in 251 games as a reliever.

The Batesville, IN native is a graduate of New Point High School (IN) and Utah State University, where he played baseball and basketball. He served in the United States Air Force Reserve from 1968-74.

In 2001, Miller was named the recipient of the George Kissell Award for excellence in player development, and in January of 2007 was inducted into the Indiana Baseball Hall of Fame.

Miller currently resides in Indianapolis, IN with his wife Bertha Jo. They have a blended family of six children and twelve grandchildren. During the offseason, Dyar is involved in church functions and the American Legion, and mentors young pitchers.

MANAGERIAL/COACHING CAREER

Year	Position	Team	Level	Organization
1985	Coach	Arkansas	Double A	St. Louis
1986	Coach	Louisville	Triple A	St. Louis
1987-88	Bullpen Coach	Chicago (AL)	Major League	Chicago (AL)
1989-90	Coach		Minor League	Detroit
1991-94	Pitching Coach		Minor League	Cleveland
1995-96	Pitching Coach	Louisville	Triple A	St. Louis
1997-2000	Pitching Instructor		Minor League	St. Louis
2001-07	Pitching Coach	Memphis	Triple A	St. Louis
2008-11	Pitching Coordinator		Minor League	St. Louis
2012	Bullpen Coach	St. Louis	Major League	St. Louis
2013	Pitching Coordinator		Minor League	Houston

SCOUTING & PLAYER DEVELOPMENT

MINOR LEAGUE COORDINATORS/INSTRUCTORS



JEFF ALBERT

HITTING COORDINATOR

Jeff Albert enters his second season in the Astros organization and his first as the club's hitting coordinator. Albert joined the Astros organization in 2013 and served as the club's roving hitting instructor after spending the previous five seasons (2008-12) as a hitting coach in the Cardinals minor league system.

Houston's minor league hitters led all 30 MLB organizations in 2013 in on-base percentage (.342) and OPS (.731), while ranking second in homers, walks, runs scored, RBI and hit batters.

Albert began his coaching career as a hitting coach at Class A Short Season Batavia in 2008, where he helped guide the club to a championship as the MuckDogs offense was shut out just once all season. From Batavia, he was promoted to Class A Advanced Palm Beach where he spent four seasons as the club's hitting coach (2009-12).

Albert graduated from Butler University, and then played professionally in the independent leagues. He went on to earn a Master's degree in Exercise Science at Louisiana Tech University where he was involved in various baseball training and research studies, as well as strength and conditioning work with the school's baseball and softball teams. He is a certified strength and conditioning specialist (CSCS) through the National Strength and Conditioning Association (NSCA), and runs swingtraining.net, which is a site dedicated to baseball training and analysis.

MANAGERIAL/COACHING CAREER

Year	Position	Team	Level	Organization
2008	Hitting Coach	Batavia	Class A Short Season	St. Louis
2009-12	Hitting Coach	Palm Beach	Class A Advanced	St. Louis
2013	Roving Hitting Instructor		Minor League	Houston



DOUG WHITE

ROVING PITCHING INSTRUCTOR

This season, Doug White will begin his first year as Houston's roving pitching instructor after joining the organization as the pitching coach for the Class A Short Season Tri-City ValleyCats in 2013. As pitching coach, White helped lead the ValleyCats to the New York-Penn League championship title in 2013, and managed a pitching staff that led their league in walks per 9.0 innings (2.2) while finishing second in total strikeouts (619). Tri-City's 3.84 strikeout to walk ratio was the second-best mark in all of the minor leagues behind Class A Savannah's 4.24 mark.

Prior to joining the Astros in 2013, White spent five seasons as a pitching coach in the St. Louis minor league system. From 2009-12, he was with Rookie Level Johnson City, and prior to that was the pitching coach for the 2008 New York-Penn League champion Batavia MuckDogs. White's 2011 Johnson City staff led the Appalachian League in WHIP and combined for the second-best ERA, en route to capturing back-to-back Appy League championships. He was also a pitching coach for manager Jack Clark at Mid-Missouri of the Independent Frontier League in 2004 and was the extended Spring Training and Gulf Coast League pitching coach for the Expos in 2003.

White has extensive experience as a pitching instructor and is the founder of "Passion for Pitching", which is housed in Southern California. White is a 2002 graduate of Arizona State University and is a certified Zhealth specialist focused on enhancing movement patterns in his athletes. During the offseason, he resides in San Diego, CA where he spends most of his time surfing.

MANAGERIAL/COACHING CAREER

Year	Position	Team	Level	Organization
2008	Pitching Coach	Batavia	Class A Short Season	St. Louis
2009-12	Pitching Coach	Johnson City	Rookie	St. Louis
2013	Pitching Coach	Tri-City	Class A Short Season	Houston

SCOUTING & PLAYER DEVELOPMENT

MINOR LEAGUE COORDINATORS/INSTRUCTORS



ADAM EVERETT

INFIELD INSTRUCTOR

Adam Everett is set to return for his second season as the Astros infield instructor. Everett began his coaching career last season in the position that was newly created during the 2012 offseason. In his current role he works with both the Major League team as well as the organization's minor league players and staff, focusing on the development of infielders. Everett attends portions of Major and minor league spring training and visits affiliates and the Major League club several times throughout the season.

Everett played 11 Major League seasons (2001-11), including seven years with the Astros (2001-07), making just 85 errors in 827 career games (.976 fielding percentage). He appeared in 152 games for the 2005 Astros and started at shortstop in all 14 games that postseason, including four starts in the World Series. His .990 fielding percentage (7 E, 688 TC) in 2006 is the best by a shortstop in franchise history for a single season, and ranked second in the NL that year. Everett's .979 combined fielding percentage from 2003-06 ranked third in the NL in that span.

Known for his defensive prowess, Everett posted 13.9 defensive wins above replacement for the Astros from 2003-07 (according to Baseball Reference), which led the Majors over that span. In 2006 he led the Majors with 4.1 defensive WAR, which is tied for the 15th highest defensive WAR in MLB history for a single season.

Following his playing career, Everett joined the Cleveland front office in 2012 as a special assistant to baseball operations.

MANAGERIAL/COACHING CAREER

Year	Position	Team	Level	Organization
2012	Special Assistant/Baseball Ops.	Cleveland	Major League	Cleveland
2013	Infield Instructor		Major/Minor League	Houston



MORGAN ENSBERG

MINOR LEAGUE SPECIAL ASSIGNMENT COACH

Morgan Ensberg returns to the Astros for his second season and his first as the club's minor league special assignment coach. In his new role, Ensberg will travel throughout the Astros system to instruct fielders and work with the club's minor league players. In 2013, he joined the professional coaching ranks as the infield coach at Class A Advanced Lancaster, where he helped lead the club to an 82-58 record and both the first and second half South Division titles in the California League. The former third baseman played eight seasons in the Majors, which included his first seven seasons with the Astros (2000, 2002-07) and stints with the Padres (2007) and Yankees (2008).

Ensberg was a member of the 2005 Astros club that made it to the World Series, and the 2004 club that advanced to Game 7 of the National League Championship Series. His best season came in 2005, where he was an All-Star and Silver Slugger, and finished fourth in the National League MVP voting after hitting .283 (149x526) with 30 doubles, 36 homers, 101 RBI and a .945 OPS (.388 OBP/.557 SLG). He was also named the Astros 2005 MVP by the Houston Chapter of the BBWAA during that historic 2005 season. In 2004, he was honored by the BBWAA as the Astros recipient of the Darryl Kile 'Good Guy' Award.

Following his playing career, Ensberg returned to the University of Southern California in 2010 to finish his degree in finance while also serving as an undergraduate assistant coach for the school's baseball team. He then moved on to be an assistant coach at the University of California, San Diego in 2012. Ensberg has served as a college baseball analyst for ESPN, and from 2011-12 he was the co-host on SiriusXM's MLB Roundtrip radio show.

The California native received his B.B.A. in finance from the Marshall School of Business at the University of Southern California, where he played for the school's baseball team from 1995-98. During his three-year playing career at USC, he hit .331 with 40 home runs and 149 RBI and is the only Trojan to have a 20-homer, 20-stolen base season. He was a member of two College World Series teams, including the 1998 National Championship squad. His 40 home runs rank tied for fifth all-time at USC.

MANAGERIAL/COACHING CAREER

Year	Position	Team	Level	Organization
2013	Infield Coach	Lancaster	Class A Advanced	Houston

SCOUTING & PLAYER DEVELOPMENT

MINOR LEAGUE COORDINATORS/INSTRUCTORS



BRENDAN VERNER

STRENGTH AND CONDITIONING COORDINATOR

Brendan Verner returns to the Astros for his second season as the club's strength and conditioning coordinator after joining the organization in 2013. Prior to his time with the Astros, Verner served as the assistant strength and conditioning coordinator at the minor league level for San Diego from 2011-12.

Verner spent two seasons as Cleveland's assistant strength and conditioning coach at the Major League level from 2007-08, where he assisted in coordinating the strength and conditioning evaluations of all minor league and Major League players. He also spent four years working as a strength and conditioning coach in the Cleveland and Pittsburgh minor league systems.

Verner graduated from Cleveland State University in 2007 with a Master of Arts in Exercise Science, and received his Bachelor of Arts degree in P.E. and exercise science in 2004 from John Carroll University. He is a certified strength and conditioning specialist (CSCS), a registered strength and conditioning coach (RSCS) and a member of the National Strength and Conditioning Association (NSCA).

TRAINING/COACHING CAREER

Year	Position	Team	Level	Organization
2004	Strength/Conditioning Coach	Lake County	Class A	Cleveland
2005	Strength/Conditioning Coach	Mahoning Valley	Class A Short Season	Cleveland
2007-08	Asst. Strength/Conditioning Coach	Cleveland	Major League	Cleveland
2009	Strength/Conditioning Coach	Columbus	Triple A	Cleveland
2010	Strength/Conditioning Coach	Bradenton	Class A Advanced	Pittsburgh
2011-12	Asst. Strength/Conditioning Coord.		Minor League	San Diego
2013	Strength/Conditioning Coord.		Minor League	Houston



JAMEY SNODGRASS

MEDICAL COORDINATOR

Jamey Snodgrass begins his 16th season in the Houston Astros organization and his fourth as the club's medical coordinator. He previously served as the athletic trainer for Double A Corpus Christi for six seasons (2005-10) and was named the Texas League Trainer of the Year in 2005, as well as serving on the Texas League All-Star staff in 2006 and 2007. While serving as the athletic trainer at Class A Michigan (2001-02), Snodgrass was named the 2001 and 2002 Midwest League Trainer of the Year, and served on the Midwest League All-Star staff in 2002.

A graduate of Mount Union College in Alliance, OH, Snodgrass worked for the Concorde Therapy Group performing athletic training duties for high school student athletes. He also worked with student trainers as an affiliated instructor for Mount Union's athletic training program. In his final year at Mount Union, he was honored as the Senior Athletic Trainer of the Year.

A resident of Cleveland, OH in the offseason, Snodgrass was honored by his alma mater with an induction into the Lutheran High School East Hall of Fame in 2006.

TRAINING/COACHING CAREER

Year	Position	Team	Level	Organization
1999-2000	Athletic Trainer	Auburn	Class A Short Season	Houston
2001-02	Athletic Trainer	Michigan	Class A	Houston
2003-04	Athletic Trainer	Round Rock	Double A	Houston
2005-10	Athletic Trainer	Corpus Christi	Double A	Houston
2011-13	Medical Coordinator		Minor League	Houston



DANIEL ROBERTS

REHABILITATION COORDINATOR

Daniel Roberts returns to his role as the organization’s rehabilitation coordinator for the fourth consecutive season. Roberts is based out of Kissimmee, FL and assists injured and recovering Major and minor league players with the medical rehabilitation process. Prior to joining the Astros, Roberts served as an assistant athletic trainer at Charleston Southern University.

Roberts has a doctorate of physical therapy from East Tennessee State University and received a bachelor of science degree in athletic training from Eastern Kentucky University.

He and his wife, Rachel, live in Kissimmee, FL.

TRAINING/COACHING CAREER

Year	Position	Team	Level	Organization
2011-13	Rehab Coordinator		Minor League	Houston

SCOUTING & PLAYER DEVELOPMENT



TRIPLE A PACIFIC COAST LEAGUE

OKLAHOMA CITY REDHAWKS

Affiliate year (first):..... Fourth* (2011)
Stadium:..... Chickasaw Bricktown Ballpark
Capacity/Year Open:..... 9,000/1998

OKLAHOMA CITY IN 2013

Record: 82-62
Finish: 1st, Am. Southern Division

MANAGER

Tony DeFrancesco

OKLAHOMA CITY STAFF

Owner: Mandalay Baseball Properties
CEO: Art Matin
President/GM: Michael Byrnes
Pitching Coach: Steve Webber
Hitting Coach: Leon Roberts
Catching Coach Jeff Murphy
Trainer: Mike Freer
Strength: Alex Pounds
* 15th season overall in Oklahoma City (1962-72)

PR CONTACT

Alex Freedman
alex.freedman@okcredhawks.com
(405) 218-2126

2 South Mickey Mantle Drive • Oklahoma City, OK 73104
(405) 218-1000 • (405) 218-1001 (Fax) • okcredhawks.com

OKLAHOMA CITY PDC: The Astros and RedHawks completed the first year of their player development contract (PDC) that runs through the 2014 season. Houston moved their Triple A affiliate to OKC in September 2010. The club was previously affiliated with the RedHawks from 1962-72.

2013 SEASON: The RedHawks led the Pacific Coast League with 82 wins during the regular season, which ranked second in club history for a single season (83 wins in 1999). It marked OKC's seventh division title in franchise history and their first since 2010. In the playoffs, the RedHawks fell to the Omaha Storm Chasers in the first round, 3-0, in what was a best-of-five game series.

THE SPRINGER SHOW: OF **George Springer** became the first Astros minor leaguer to reach the 30-homer, 30-stolen base plateau last season while with the RedHawks. He hit .311 with 18 homers, 53 RBI, 22 stolen bases and a 1.050 OPS in 62 games with the RedHawks. After arriving in OKC on June 27, Springer led the PCL in runs (49), extra-base hits (29), total bases (136), homers, RBI, slugging percentage and OPS.

ROTATION ROCK: RHP **Asher Wojciechowski** went 9-7 with a 3.56 ERA in 22 outings with the Hawks after getting promoted to the club on May 2. Wojo started the season at Double A Corpus Christi where he set a club record by going 33.0 consecutive scoreless innings dating back to August of 2012.

GLOVEWORK: Despite fielding the league's youngest roster, the RedHawks shared the Pacific Coast League-lead with a .981 fielding percentage. OKC also led the league and set a club record with 172 stolen bases, led by **Jonathan Villar's** 31 steals.

ON THE MOUND: Before getting the call to Houston in July, RHP **Jarred Cosart** had an All-Star first half with the RedHawks. He led the PCL in groundball to flyball ratio (2.48) while ranking third in opponent's batting average (.213) and fifth in both strikeouts (93) and ERA (3.29). Cosart was the starting pitcher for the PCL in the Triple A All-Star Game.

PEACOCKIN': In RHP **Brad Peacock's** final stint with the RedHawks before getting recalled to Houston, he was one of the top pitchers in the entire PCL. Over 10 outings from June 13-July 29, Peacock was tied for first in the league in wins (5), second in innings pitched (57.1), tied for third in strikeouts (49), and fourth in ERA (1.88).



George Springer

credit Oklahoma City RedHawks


2013 OKLAHOMA CITY REDHAWKS STATISTICS

BATTERS	AVG	G	AB	R	H	2B	3B	HR	RBI	BB	SO	SB	CS	OBP	SLG	SF	SH	HB	E
Amador, Japhet	.302	10	43	2	13	0	0	0	2	0	8	0	0	.302	.302	0	0	0	0
Clark, Cody	.217	44	143	16	31	5	0	1	12	7	32	0	0	.258	.273	0	7	1	3
#Crowe, Trevor	.304	60	237	40	72	7	2	3	23	22	34	16	7	.364	.388	1	3	1	1
Elmore, Jake	.299	70	268	42	80	13	4	5	30	31	37	16	6	.382	.433	3	1	7	3
Garcia, Rene	.246	18	65	8	16	2	0	0	6	3	6	1	1	.279	.277	0	0	0	0
#Gonzalez, Marwin	.262	44	172	16	45	10	1	1	15	8	23	4	1	.293	.349	1	2	0	2
#Grossman, Robbie	.281	70	253	42	71	11	2	2	20	48	66	15	8	.396	.364	1	7	1	2
#Jaramillo, Jason	.130	23	69	4	9	3	1	0	7	11	18	0	0	.250	.203	0	0	0	0
*Krauss, Marc	.281	78	253	38	71	16	2	10	39	53	52	3	3	.401	.478	6	0	2	3
Laird, Brandon	.277	119	470	75	130	33	0	16	79	29	87	1	0	.324	.449	7	0	7	13
Lin, Che-Hsuan	.234	121	350	50	82	13	2	3	42	60	56	19	7	.356	.309	5	9	9	1
*Martinez, Fernando	.219	29	105	12	23	5	1	3	21	11	31	0	0	.291	.371	1	0	0	1
Martinez, Jose	.282	81	305	34	86	19	1	6	42	16	24	2	3	.316	.410	6	4	2	5
Maxwell, Justin	.179	8	28	5	5	0	0	1	3	3	6	0	0	.250	.286	1	0	0	0
#Paredes, Jimmy	.287	86	327	50	94	21	6	8	37	28	67	16	7	.345	.462	1	1	1	15
Perez, Carlos	.269	75	264	29	71	14	0	2	32	25	39	1	1	.328	.345	4	3	0	7
Simunic, Andrew	.278	44	144	22	40	3	0	0	15	15	28	9	2	.346	.299	2	1	1	3
*Singleton, Jon	.220	73	245	31	54	13	0	6	31	46	89	1	0	.340	.347	3	0	0	7
#Sosa, Ruben	.272	46	125	18	34	4	3	1	17	12	35	8	6	.336	.376	2	4	1	3
Springer, George	.311	62	219	50	68	7	4	18	53	41	65	22	3	.425	.626	2	0	4	0
Torrez, Raoul	.214	16	42	5	9	1	0	0	3	3	15	2	1	.277	.238	1	1	1	1
#Villar, Jonathan	.277	91	339	47	94	16	8	8	41	32	93	31	7	.341	.442	2	11	2	18
*Wallace, Brett	.326	60	233	36	76	16	2	11	37	24	69	1	0	.398	.554	0	0	4	5
Wallace, Chris	.000	1	3	0	0	0	0	0	0	0	2	0	0	.000	.000	0	0	0	0
Wates, Austin	.306	15	49	5	15	2	0	0	5	2	3	4	0	.346	.347	0	2	1	0
TEAM TOTAL	.271	144	4751	677	1289	234	39	105	612	530	985	172	63	.347	.403	49	56	45	102

* - left-handed hitter
- switch hitter

PITCHERS	W	L	ERA	G	GS	CG	SHO	SV	IP	H	R	ER	HR	HB	BB	SO	WP	BK	AVG
Ambriz, Hector	1	2	5.40	14	0	0	0	3	16.2	23	12	10	3	0	3	12	3	0	.315
*Berge, Eric	6	3	3.06	44	3	0	0	1	70.2	59	28	24	6	0	32	55	9	0	.225
*Blackley, Travis	0	0	4.50	1	1	0	0	0	2.0	0	1	1	0	0	1	0	0	0	.000
Buchanan, Jake	5	5	3.89	12	12	0	0	0	76.1	85	33	33	6	0	13	55	6	0	.285
*Chapman, Kevin	1	2	3.20	45	0	0	0	2	50.2	42	23	18	2	1	36	61	2	0	.223
Cisneros, Jose	1	1	8.66	12	1	0	0	0	17.2	25	18	17	2	2	13	24	3	0	.333
Clemens, Paul	3	2	4.50	6	6	0	0	0	30.0	27	19	15	1	2	11	16	2	0	.235
Cosart, Jarred	7	4	3.29	18	17	1	0	0	93.0	74	37	34	5	3	50	93	6	0	.213
Cruz, Rhiner	1	2	4.75	37	0	0	0	2	41.2	34	25	22	6	3	32	38	6	1	.227
Day, Lance	0	1	12.00	5	0	0	0	0	6.0	15	8	8	0	1	3	3	0	1	.469
De Leon, Jorge	0	0	0.60	12	0	0	0	6	15.0	8	1	1	0	0	2	12	0	0	.151
Doran, Bobby	3	0	4.06	8	8	0	0	0	44.1	44	21	20	4	0	15	22	1	0	.259
Ely, John	0	0	0.00	1	0	0	0	1	4.0	2	0	0	0	1	2	3	0	0	.167
Fick, C.J.	1	0	5.23	16	0	0	0	0	20.2	27	13	12	1	2	13	13	0	0	.333
*Guduan, Reynmin	0	0	3.86	1	0	0	0	0	2.1	1	1	1	0	1	3	4	0	0	.143
*Hallock, Kyle	1	0	3.72	9	1	0	0	0	19.1	17	8	8	2	0	8	6	1	0	.246
Humber, Philip	2	4	4.68	20	7	0	0	0	50.0	57	32	26	7	12	18	38	6	1	.285
*Keuchel, Dallas	1	0	0.00	1	1	1	1	0	6.0	3	0	0	0	0	0	5	0	0	.150
*LeBlanc, Wade	3	1	4.71	19	7	0	0	1	49.2	55	26	26	5	0	16	47	5	0	.282
Lin, Che-Hsuan	0	0	0.00	2	0	0	0	0	1.2	0	0	0	0	0	0	1	0	0	.000
Lyles, Jordan	2	2	5.32	6	5	0	0	0	23.2	30	15	14	1	0	6	11	0	0	.313
Martinez, David	0	2	9.00	3	3	0	0	0	11.0	15	12	11	1	0	11	10	1	0	.326
*Musick, Wes	2	0	3.71	9	2	0	0	0	26.2	17	11	11	3	0	10	22	0	0	.181
*Oberholtzer, Brett	6	6	4.37	16	16	0	0	0	80.1	77	48	39	9	2	25	72	4	0	.252
*Owens, Rudy	0	3	3.71	4	3	0	0	0	17.0	20	8	7	0	0	9	13	3	0	.299
Peacock, Brad	6	2	2.73	14	13	0	0	0	79.0	65	29	24	9	1	22	76	3	0	.226
Rodgers, Brady	0	0	1.80	1	1	0	0	0	5.0	5	1	1	0	0	0	4	0	0	.263
*Rollins, David	1	0	0.00	1	1	0	0	0	6.0	3	0	0	0	0	1	8	0	0	.143
Seaton, Ross	3	7	7.34	15	14	0	0	0	68.2	97	60	56	13	6	28	36	3	0	.339
Simunic, Andrew	0	0	0.00	1	0	0	0	0	1.1	1	0	0	0	0	0	2	0	0	.250
*Sogard, Alex	2	1	9.39	22	0	0	0	0	23.0	30	24	24	1	2	19	19	5	0	.323
Stoffel, Jason	8	1	3.47	44	0	0	0	0	62.1	49	24	24	1	1	30	51	7	0	.224
*Urcfritz, Pat	0	0	1.64	10	0	0	0	0	11.0	14	2	2	0	2	2	11	0	0	.318
Valdez, Jose	3	3	5.72	35	0	0	0	13	39.1	42	30	25	4	4	21	33	6	1	.278
*Walters, Blair	0	0	4.15	1	1	0	0	0	4.1	4	2	2	0	0	3	4	0	0	.267
Wojciechowski, Asher	9	7	3.56	22	21	2	1	0	134.0	116	56	53	10	1	44	104	4	0	.229
Zeid, Josh	4	1	3.50	43	0	0	0	13	43.2	36	17	17	3	0	27	53	6	0	.231
TEAM TOTAL	82	62	4.21	144	144	4	7	42	1254.0	1219	645	586	105	48	530	1036	92	4	.256

* - left-handed pitcher



TONY DEFRADESCO

MANAGER, OKLAHOMA CITY

Tony DeFrancesco enters his fourth season with the Astros organization as the manager of the Oklahoma City RedHawks, his 20th season as a minor league manager and his 30th as a player, coach or manager in professional baseball. In 2013, DeFrancesco led the RedHawks to their second consecutive winning season and their first division title since 2010. Oklahoma City's 82 wins were good for second in club history for a single season and paced the Pacific Coast League. Although they fielded the league's youngest roster, Oklahoma City shared the PCL-lead in fielding percentage (.981).

While DeFrancesco has managed the RedHawks since 2011, on Aug. 19, 2012, he was named the interim manager of the Astros Major League club after Brad Mills was relieved of his duties. Over the Astros final 41 games of the 2012 season, DeFrancesco steered the club to a 16-25 overall record and a 15-15 finish over the final month of the season (beginning on Sept. 1).

Prior to joining the Astros in 2011, DeFrancesco spent eight seasons in the Athletics organization, serving seven seasons as the manager for Triple A Sacramento (2003-07, 2009-10) and one season as the A's Major League third base coach (2008). During his run with Sacramento, he guided the team to six first-place finishes in the Pacific Coast League Southern Division and three PCL Championships (2003-04, 2007). He was named the PCL Manager of the Year and *Sporting News* Minor League Manager of the Year in 2003 after the River Cats posted a 92-52 regular season record while going 6-0 in the postseason en route to the championship title. Overall, he owns a 1317-1150 (.534) record in the minor leagues, including an 806-631 (.561) mark in the PCL.

Prior to joining Sacramento in 2003, DeFrancesco managed nine seasons (1994-2002) at four different levels in Oakland's minor league system. He made his managerial debut in 1994 with the Arizona League Athletics and spent the next two seasons as the skipper of Class A Short Season Southern Oregon. He spent the 1997-98 seasons at Class A Advanced Visalia where he guided the Oaks to consecutive playoff appearances in the California League. DeFrancesco then managed Double A Midland from 1999-2002. Prior to his first minor league managerial post in 1994, he served as a coach with Southern Oregon and as a roving catching instructor for two seasons.

A catcher during his playing career, DeFrancesco played eight seasons in the minor leagues for the Boston and Cincinnati organizations. The 1981 graduate of Suffern High School (NY) played for three seasons at Seton Hall University.

Tony makes his offseason home in Mesa, AZ, with his wife Adriene. They have two children, Anthony IV and Genevieve.

DEFRADESCO'S RECORD AS A MANAGER

YEAR	CLUB	LEAGUE	WON	LOST	POSITION
1994	AZL Athletics (R)	Arizona	32	24	T-Second
1995	Southern Oregon (Short A)	Northwest	33	43	Fourth
1996	Southern Oregon (Short A)	Northwest	29	47	Fourth
1997	Visalia (A)	California	71	69	Third/Second
1998	Visalia (A)	California	67	73	T-Second/Second
1999	Midland (AA)	Texas	74	66	Second/Second
2000	Midland (AA)	Texas	70	69	Third/Third
2001	Midland (AA)	Texas	71	69	Second/Fourth
2002	Midland (AA)	Texas	75	64	Third/Second
2003	Sacramento (AAA)	Pacific Coast	92	52	First/PCL Champions
2004	Sacramento (AAA)	Pacific Coast	79	65	First/PCL Champions
2005	Sacramento (AAA)	Pacific Coast	80	64	First/Lost Conf. Championship
2006	Sacramento (AAA)	Pacific Coast	78	66	Second
2007	Sacramento (AAA)	Pacific Coast	84	60	First/PCL Champions
2009	Sacramento (AAA)	Pacific Coast	86	57	First/Lost PCL Championship
2010	Sacramento (AAA)	Pacific Coast	79	65	First/Lost Conf. Championship
2011	Oklahoma City (AAA)	Pacific Coast	68	75	Fourth
2012	Oklahoma City (AAA)*	Pacific Coast	67	60	Second
2012	HOUSTON	National	16	25	Sixth
2013	Oklahoma City (AAA)	Pacific Coast	82	62	First/Lost Conf. Championship
Minor League Totals:			1317	1150	
Major League Totals:			16	25	

*left the club for Houston on Aug. 19



STEVE WEBBER

PITCHING COACH, OKLAHOMA CITY

Steve Webber returns to the Astros organization for his second season as the RedHawks pitching coach. Prior to joining Houston in 2013, Webber spent nine seasons as a pitching coach in the San Diego Padres minor league system, including two years at Triple A Tucson (2011-12) and one year at Triple A Portland (2010). Webber has spent the last 18 seasons working in professional baseball as either a coach, scout or minor league coordinator for the Astros, Padres and New York Yankees organizations.

Last year, Webber worked with eight Astros pitchers who made their Major League debuts after promotions from Oklahoma City, including LHP Kevin Chapman, RHP Paul Clemens, RHP Jarred Cosart, LHP Brett Oberholtzer and RHP Josh Zeid.

During his time with the Padres, Webber served as the pitching coach for Triple A Tucson (2011-12), Triple A Portland (2010), Double A San Antonio (2008-09), Class A Advanced Lake Elsinore (2006-07) and Class A Fort Wayne (2004-05). He began his career in professional baseball with the Yankees, where he was an area scout from 1996-98 in addition to serving as the pitching coach for Class A Short Season Oneonta (1997-98). Webber would go on to handle the pitching coach duties for Class A Greensboro (1999) and the GCL Yankees (2000-02) while serving as New York's coordinator of minor league instruction from 2000 to 2003.

In 2008, Webber received the Jack Krol Award for contributions to Padres player development while with Double A San Antonio. That season, his pitching staff posted a Texas League-best 3.58 ERA, leading the league in strikeouts (1,152), shutouts (20) and fewest hits allowed (1,212).

Prior to joining the professional ranks, Webber was the head coach for the University of Georgia Bulldogs baseball team for 16 seasons (1981-96), compiling a 500-403-1 overall record and leading the team to the National Title in 1990. He was named the Southeastern Conference (SEC) Coach of the Year in 1987 after the Bulldogs won the SEC regular season championship and made their first ever College World Series appearance. In 1990, Webber garnered National Coach of the Year honors from *Baseball America* and *Collegiate Baseball*. His 500 wins at Georgia remain a school record.

Webber graduated from Southern Illinois University, Carbondale where he pitched for the university's baseball team and played in the 1969 College World Series.

He and his wife Pam reside in Smyrna, GA. They have one daughter, Ashley.



LEON ROBERTS

HITTING COACH, OKLAHOMA CITY

Leon Roberts returns for his third season as the RedHawks hitting coach after spending five consecutive seasons with the Atlanta Braves organization, including four seasons as the club's minor league hitting instructor (2008-11). As the minor league hitting coordinator for the Braves, he was responsible for developing the hitting program implemented by all Braves affiliates, as well as evaluating and monitoring the progress of all minor league hitters in the organization.

In his first stint with the Braves, Roberts served as the organization's minor league hitting coordinator (1994-98), after managing the organization's Class A Macon (1994) and Class A Advanced Durham (1992-93) clubs. During those eight years with Atlanta, Roberts also helped the organization's Major League hitters during September and October of their multiple postseason runs, which included one World Series Title (1995), three total World Series appearances (1992, 1995-96), and six total NLCS appearances (1992-93, 1995-98).

In addition to his time with the Braves, which spanned a total of 13 years, Roberts served various roles with the Cincinnati, Detroit and Tampa Bay organizations. In 2007, Roberts returned to Atlanta for his second stint with the organization as the club's hitting coach at Triple A Richmond. From 2001-06, he spent six seasons as the hitting coordinator in the Cincinnati Reds organization and prior to that, was the Major League hitting coach for the Tampa Bay Devil Rays for two seasons (1999-2000).

Roberts owns a career minor league managerial record of 412-420 (.495) with the Detroit (1986-88) and Atlanta (1992-94) organizations. The former outfielder played 11 Major League seasons with six different teams (Detroit, Houston, Seattle, Texas, Toronto and Kansas City) from 1974-84. Roberts was drafted by the Tigers in the 10th round of the 1972 draft out of the University of Michigan. During his final year at Michigan in 1972, Roberts led the Big Ten with a .367 batting average and was an All-Big Ten first selection.

Leon and his wife, Pam, reside in Arlington, TX. They have a daughter, Sabrina, and their son, J.D., spent over three years in the Atlanta and Cincinnati minor league systems.

SCOUTING & PLAYER DEVELOPMENT

OKLAHOMA CITY REDHAWKS STAFF



JEFF MURPHY

CATCHING COACH, OKLAHOMA CITY

Jeff Murphy returns to the Astros organization for his second season and his first as Oklahoma City's catching coach. Murphy spent the 2013 season as a catching instructor and bullpen catcher for the Astros Major League club, a position he held for 12 seasons with the St. Louis Cardinals organization (2000-11). Murphy was a part of the Cardinals 2006 and 2011 World Series Championship clubs and the 2004 NL Championship team. He joined the Major League staff in 1997 before taking over the instruction of catchers in 2000.

Prior to becoming a coach, Murphy spent five seasons (1992-96) as a catcher in the Cardinals minor league system after being selected in the 19th round of the 1992 draft out of the University of Nebraska.

He and his wife, Leah, reside in Marthasville, MO with their son, Hunter (18), and daughters, Sadie (14) and Lilly (8).



MIKE FREER

ATHLETIC TRAINER, OKLAHOMA CITY

Mike Freer, the athletic trainer at Triple A Oklahoma City, enters his 25th season in the Astros minor league system and his 18th at the Triple A level. In 2003, he was named the Minor League Athletic Trainer of the Year by the Professional Baseball Athletic Trainers Society.

Freer worked his way up in the organization, beginning at Class A Advanced Kissimmee (1990-93), continuing with Double A Jackson (1994-96), and finally at the Triple A level (1997-present). He joined the organization in 1990 after serving as head athletic trainer at the University of Richmond. He also spent time as the head athletic trainer for the New York Mets Triple A affiliate in Norfolk.

Freer is a 1976 graduate of Baylor University, where he also earned a master's degree.



ALEX POUNDS

STRENGTH COACH, OKLAHOMA CITY

Alex Pounds returns to the Astros for his fourth season with the organization and his second with Oklahoma City as the club's strength and conditioning coach. Pounds served as the strength and conditioning coach for Double A Corpus Christi in 2012 and Class A Advanced Lancaster in 2010.

Pounds has worked as a performance coach for Plex Sports Performance and Sports Medicine, developing and implementing offseason strength and conditioning programs for professional baseball and football players. He also spent two summers (2007, 2008) working as a strength coach for the Texas Sports Medicine Center in Tomball, TX.

The 2008 graduate of Morehead State University (KY) has a bachelor of science degree in exercise science, is a Certified Strength and Conditioning Specialist (CSCS), and is a member of the National Strength and Conditioning Association (NSCA). Pounds was a member of the baseball team at Morehead State from 2007-08, and also played for Hill College (2005) and El Paso Community College (2006).

Pounds is a native of the Houston-area and graduated in 2004 from Klein Oak High School in Spring, TX.

OKC REDHAWKS 2014 SCHEDULE



APRIL

SUN	MON	TUES	WED	THUR	FRI	SAT
		1	2	RR	4	RR
6	NEW	NEW	NEW	NEW	11	NEW
18	NEW	14	COL	16	COL	18
20	MEM	21	MEM	22	OFF	24
27	NAS	RR	RR	RR	20	RR

MAY

SUN	MON	TUES	WED	THUR	FRI	SAT
				RR	1	2
OMA	OMA	8	MEM	7	MEM	8
11	COL	12	COL	13	COL	14
16	NAS	NEW	NEW	NEW	NEW	MEM
23	MEM	MEM	OMA	27	OMA	28

JUNE

SUN	MON	TUES	WED	THUR	FRI	SAT
1	MEM	2	MEM	OFF	OMA	OMA
8	OMA	9	SLC	10	SLC	11
18	LAS	19	LAS	17	REN	18
22	OMA	23	TAC	24	TAC	25
28	OMA	29	COL	30	COL	1

JULY

SUN	MON	TUES	WED	THUR	FRI	SAT
		COL	COL	COL	4	4
6	NEW	7	NEW	8	NEW	9
16	14	13	13	17	NAS	18
20	NAS	RR	RR	RR	RR	RR
27	NAS	RR	RR	RR	RR	RR

AUGUST

SUN	MON	TUES	WED	THUR	FRI	SAT
					RR	1
9	COL	4	COL	5	OFF	7
10	10	11	10	10	10	10
17	SAC	18	SAC	19	EP	20
24	ALB	25	ALB	26	ALB	27

SEPTEMBER

SUN	MON	TUES	WED	THUR	FRI	SAT
	1	OFF	2	3	4	5
7	8	9	10	11	12	13
14	15	16	17	18	19	20
21	22	23	24	25	26	27

HOME AWAY FRIDAY FIREWORKS

* ALL TIMES ARE LISTED AS CENTRAL TIME. GAME TIMES ARE SUBJECT TO CHANGE.

AMERICAN NORTHERN DIVISION

COL - COLORADO SPRINGS SKY SOX (ROCKIES)
IOW - IOWA CUBS (CUBS)
OKC - OKLAHOMA CITY REDHAWKS (ASTROS)
OMA - OMAHA STORM CHASERS (ROYALS)

AMERICAN SOUTHERN DIVISION

MEM - MEMPHIS REDBIRDS (CARDINALS)
NAS - NASHVILLE SOUNDS (BREWERS)
NEW - NEW ORLEANS ZEPHYRS (MARLINS)
RR - ROUND ROCK EXPRESS (RANGERS)

PACIFIC NORTHERN DIVISION

FRES - FRESNO GRIZZLIES (GIANTS)
REN - RENO ACES (DIAMONDBACKS)
SAC - SACRAMENTO RIVER CATS (ATHLETICS)
TAC - TACOMA RAINIERS (MARINERS)

PACIFIC SOUTHERN DIVISION

ALB - ALBUQUERQUE ISOTOPES (DODGERS)
EP - EL PASO CHIHUAHUAS (PADRES)
LAS - LAS VEGAS 51s (METS)
SLC - SALT LAKE BEES (ANGELS)

CHICKASAW BRICKTOWN BALLPARK | 2 S. MICKEY MANTLE DR. | OKLAHOMA CITY, OK 73104



OKCREDHAWKS.com



OKCREDHAWKS

PH: (405) 218-1000

SCOUTING & PLAYER DEVELOPMENT



DOUBLE A TEXAS LEAGUE

CORPUS CHRISTI HOOKS

Affiliate year (first):..... 10th (2005)
Stadium:.....Whataburger Field
Capacity/Year Open:..... 7,500/2005

CORPUS CHRISTI IN 2013

Record:83-57
Finish:1st, South Division

MANAGER

Keith Bodie

CORPUS CHRISTI STAFF

Owner:.... Houston Astros Baseball Club
President:.....Ken Schrom
Vice President/GM.....Michael Wood
Pitching Coach: Gary Ruby
Hitting Coach:..... Tim Garland
Infield Coach..... Tom Lawless
Trainer:..... Bryan Baca
Strength: Trey Wiedman

PR CONTACT

Michael Coffin
mcoffin@cchooks.com
(361) 561-4711

734 East Port Avenue • Corpus Christi, TX 78401
(361) 561-4665 • (361) 561-4666 (fax) • cchooks.com

ASTROS PURCHASE HOOKS: In 2013 the Houston Astros purchased the Corpus Christi Hooks baseball club from Ryan-Sanders Baseball LLC. The Hooks are now one of four minor league affiliates owned and operated by the Astros, joining the Rookie Level Greeneville Astros, Gulf Coast League Astros and Dominican Summer League Astros.

2013 SEASON: The Hooks led the Texas League and set a franchise-record with 83 wins. Corpus Christi won both the first and second half titles in the Texas League and the club has now won three consecutive half titles. In the playoffs, the club fell to San Antonio, 3-2, in the best of five game series. The Hooks led their league and finished third in the minors with 158 home runs during the regular season.

TOP DOG: Even though he was only with the Hooks for the first half of the season, **OF George Springer** was named the Texas League Player of the Year. At the time of his promotion to Triple A, Springer was leading the circuit in runs (56), extra-base hits (39), and slugging (.579), while ranking tied for first in homers (19). During the Texas League All-Star Game, Springer was named MVP after going 2x3 with 2 homers and 3 RBI in the contest.

ARMED AND READY: RHP David Martinez was named the Texas League Pitcher of the Year and Astros Minor League Pitcher of the Year after leading the Texas League in wins (14), ERA (2.02) and WHIP (1.00). Martinez was eventually promoted to Triple A on Aug. 11 before making his MLB debut with the Astros on Aug. 21.

FEARSOME FOLTY: RHP Mike Foltyniewicz had a standout season between Corpus Christi and Class A Advanced Lancaster. The 6-foot-4 hurler earned Midseason and Postseason All-Star honors in the Texas League and was picked by the league's managers and coaches as the 'Best Pitching Prospect' with the 'Best Fastball' and 'Best Breaking Pitch' in *Baseball America's* Best Tools Survey.

EL PODEROSO: At 21-years-old, **OF Domingo Santana** spent the 2013 season as the second-youngest player in the Texas League but still finished third in the league in home runs (25) and slugging (.498) while finishing fourth in OPS (.842).



Mike Foltyniewicz

credit Juan DeLeon

SCOUTING & PLAYER DEVELOPMENT

2013 CORPUS CHRISTI HOOKS STATISTICS

BATTERS	AVG	G	AB	R	H	2B	3B	HR	RBI	BB	SO	SB	CS	OBP	SLG	SF	SH	HB	E
Alvarez, Luis	.250	8	24	2	6	1	0	1	4	1	5	0	1	.269	.417	1	0	0	1
*Burgess, Michael	.203	98	320	31	65	20	0	12	42	32	93	0	1	.278	.378	2	0	2	1
*Castro, Erik	.280	117	410	62	115	28	0	18	65	55	105	2	4	.368	.480	1	5	2	15
Clark, Cody	.125	2	8	0	1	0	0	0	1	0	0	0	0	.111	.125	1	0	0	0
Duffy, Matt	.247	24	89	11	22	4	0	5	10	3	22	1	1	.295	.461	0	0	3	0
Garcia, Rene	.304	73	303	36	92	18	1	5	36	19	44	1	2	.348	.419	1	4	2	3
*Heras, Leonardo	.205	10	39	7	8	2	1	1	5	8	11	1	0	.354	.385	0	0	1	0
Hernandez, Enrique	.236	116	437	53	103	18	2	13	46	34	70	5	3	.297	.375	2	5	5	16
Johnson, Zach	.252	42	123	18	31	6	0	3	7	11	29	1	1	.324	.374	0	1	2	2
Martinez, J.D.	.300	5	20	1	6	2	0	1	5	0	1	0	0	.300	.550	0	0	0	0
Martinez, Jose	.455	8	33	7	15	1	0	0	8	3	7	2	1	.500	.485	0	0	0	0
Maxwell, Justin	.048	6	21	1	1	0	0	0	2	1	8	1	0	.087	.048	1	0	0	0
McCurdy, Ryan	.136	10	22	1	3	0	0	0	0	5	3	0	1	.387	.136	0	2	4	2
Meyer, Jonathan	.260	129	484	61	126	24	0	15	68	41	109	3	3	.318	.403	7	0	3	17
Mier, Giovanni	.194	104	355	44	69	10	0	5	28	46	97	9	8	.293	.265	1	10	4	20
*Muren, Drew	.238	93	282	44	67	17	5	1	19	24	67	6	3	.314	.344	1	5	8	1
Orloff, Ben	.298	41	131	20	39	5	0	0	11	13	8	5	2	.379	.336	3	9	6	5
Perez, Carlos	.283	16	53	6	15	4	0	1	5	4	11	0	0	.356	.415	0	1	2	2
Santana, Domingo	.252	112	416	72	105	23	2	25	64	46	139	12	5	.345	.498	1	0	13	6
*Singleton, Jonathan	.263	11	38	5	10	2	1	2	8	9	16	0	0	.396	.526	1	0	0	1
Springer, George	.297	73	273	56	81	20	0	19	55	42	96	23	5	.399	.579	1	2	5	1
Stassi, Max	.277	76	289	40	80	20	1	17	60	19	68	1	1	.333	.529	5	2	8	6
Torreyes, Ronald	.278	38	151	19	42	6	2	0	12	6	14	1	1	.310	.344	0	4	1	3
Torrez, Raoul	.238	28	80	9	19	5	0	3	11	8	32	0	2	.322	.413	0	2	2	2
*Tucker, Preston	.262	60	237	36	62	14	1	10	29	27	46	0	1	.347	.456	0	0	4	0
*Valenzuela, Rafael	.000	3	14	1	0	0	0	0	0	1	4	0	0	.067	.000	0	0	0	0
Wates, Austin	.310	23	87	14	27	3	3	1	5	14	18	11	1	.423	.448	0	0	3	1

TEAM TOTAL .255 140 4739 657 1210 253 19 158 606 472 1123 85 47 .331 .417 29 52 80121

* - left-handed hitter

- switch hitter

PITCHERS	W	L	ERA	G	GS	CGSHO	SV	IP	H	R	ER	HR	HB	BB	SO	WP	BK	AVG
Alaniz, Ruben	9	9	4.53	27	19	0	0	113.1	136	73	57	9	7	47	65	9	2	.298
Buchanan, Jake	7	2	2.09	18	13	0	0	1	82.0	67	22	19	4	2	9	44	2	.226
*Cruz, Luis	2	0	0.53	4	2	1	1	0	17.0	5	1	1	0	0	4	21	0	.093
De Leon, Jorge	0	3	4.27	29	3	0	0	6	52.2	42	26	25	7	2	15	36	3	.226
Doran, Bobby	8	2	3.26	23	13	0	0	2	94.0	87	40	34	11	5	23	69	2	.244
Dufek, Jonas	7	0	0.47	14	0	0	0	4	19.1	14	2	1	0	0	1	20	1	.212
*Escalona, Sergio	1	2	6.60	12	0	0	0	1	15.0	25	11	11	3	1	6	9	2	.410
Fields, Josh	0	0	3.00	5	0	0	0	0	6.0	7	2	2	0	0	0	4	0	.292
Foltynewicz, Michael	5	3	2.87	23	16	0	0	3	103.1	75	39	33	8	5	52	95	9	.207
*Geith, Theron	0	0	7.84	13	0	0	0	0	20.2	30	21	18	2	5	5	13	1	.345
*Hallock, Kyle	0	3	9.40	11	5	0	0	0	29.2	31	32	31	7	1	22	18	5	.270
Heidenreich, Matt	4	5	8.23	25	7	0	0	0	54.2	83	54	50	10	6	16	34	2	.356
Lamb, Cameron	0	0	5.68	9	0	0	0	0	12.2	15	8	8	3	3	4	5	1	.300
Lo, Chia-Jen	0	0	3.52	8	0	0	0	1	7.2	9	3	3	1	0	0	6	2	.290
*Long, Kenny	0	2	9.00	22	0	0	0	0	21.0	38	22	21	4	15	13	0	1	.400
Martinez, David	14	2	2.02	26	18	2	0	1	129.1	109	34	29	10	3	20	86	1	.233
Quevedo, Carlos	2	4	3.53	36	5	0	0	1	81.2	79	35	32	14	0	20	59	0	.251
Robinson, Andrew	5	2	3.28	38	0	0	0	3	49.1	47	21	18	6	2	14	37	5	.247
Rodgers, Brady	1	0	0.00	1	1	0	0	0	5.0	5	0	0	0	0	0	6	0	.238
*Rollins, David	0	0	4.36	6	6	0	0	0	33.0	38	18	16	4	1	10	33	1	.295
Sanudo, Gonzalo	0	0	3.86	3	0	0	0	0	4.2	6	2	2	1	1	2	1	0	.316
Seaton, Ross	3	1	4.77	10	9	0	0	0	54.2	56	31	29	7	6	11	36	1	.268
*Sogard, Alex	0	0	2.88	16	0	0	0	3	25.0	26	11	8	3	0	10	18	3	.277
Stoffel, Jason	0	0	1.23	7	0	0	0	5	7.1	9	3	1	1	1	0	7	0	.290
Tropeano, Nick	7	10	4.11	28	20	1	0	5	133.2	140	65	61	15	3	39	130	5	.275
*Urckfitz, Pat	6	3	3.20	40	0	0	0	7	56.1	57	21	20	2	3	20	25	3	.273
Wojciechowski, Asher	2	1	2.08	6	3	0	0	1	26.0	17	6	6	1	0	7	27	0	.189

TEAM TOTAL 83 57 3.84 140 140 4 14 441255.0 1253 603 536 133 61 372 917 58 11 .263

* - left-handed pitcher

PLAYER
DEVELOPMENT



KEITH BODIE

MANAGER, CORPUS CHRISTI

Keith Bodie enters his 16th season with the Houston Astros organization and will take the helm for his third consecutive season as manager of the Corpus Christi Hooks. His clubs have won division titles on nine occasions in his 17 years as a manager, while the Hooks have posted the top record in the Texas League in both of Bodie's seasons as the club's manager. In 2013, Corpus Christi won a franchise-record 83 games and captured both the first and second half titles in the Texas League. Bodie was named the Texas League Manager of the Year in 2012 after leading the club to an 81-59 record and their first playoff berth in six years. The Hooks have posted a 164-116 (.586) record under Bodie's watch.

Last year, Bodie served on the coaching staff for the U.S. Team in the 2013 SiriusXM All-Star Futures Game held at Citi Field in New York. He returned to the managerial ranks in 2012 with Corpus Christi after spending the 2010-11 seasons as Triple A Oklahoma City's hitting coach, and served as the hitting coach for both Corpus Christi (2009) and Class A Salem (2007-08). Bodie has served in various roles in professional baseball for five different organizations (Houston, San Francisco, Seattle, Kansas City, Washington) since he began his coaching career in 1983 with Class A Auburn.

Bodie got his first managerial position with Auburn in 1986, and prior to that coached at Double A Columbus for two years from 1984-85. He went on to manage for Class A Asheville in 1987 and for Houston's Florida State League club in Osceola in 1988. He spent the next five seasons as a manager in the Giants and Mariners systems (1989-93) before returning to the Giants as the organization's minor league hitting coordinator in 1994. In 1995, Bodie returned to the dugout to manage Triple A Phoenix before spending the next four years as the Giants minor league field coordinator (1996-99).

Bodie joined the Kansas City organization in 2000 as manager at Double A Wichita where he served for four seasons (2000-03) before moving into a position as the Royals outfield and baserunning instructor in 2004. In 2005, Bodie left the Royals to serve as manager for Double A Harrisburg in the Washington organization.

The former player spent parts of 10 seasons in the minor leagues in the Mets (1974-79) and Astros (1980-82, 1985) organizations, playing in 869 games as an outfielder and third baseman. He was drafted by the Mets in the third round of the 1974 June draft out of South Shore High School in Brooklyn, NY.

Bodie resides in Gilbert, AZ with his wife, Stacy, daughters Brittney and Breeana, and son Robert.

BODIE'S RECORD AS A MANAGER

YEAR	CLUB	LEAGUE	WON	LOST	POSITION
1986	Auburn (A)	New York-Penn	44	32	First
1987	Asheville (A)	South Atlantic	91	48	First
1988	Osceola (A)	Florida State	83	54	First
1989	Clinton (A)	Midwest	55	84	Sixth
1990	San Bernardino (A)	California	77	65	Third
1991	Calgary (AAA)	Pacific Coast	72	64	First
1992	Calgary (AAA)	Pacific Coast	60	78	Third
1993	Calgary (AAA)	Pacific Coast	68	72	Fourth
1995	Phoenix (AAA)	Pacific Coast	42	58	Fourth
1997	Bakersfield (A)	California	24	45	Third
2000	Wichita (AA)	Texas	76	61	First
2001	Wichita (AA)	Texas	79	58	First
2002	Wichita (AA)	Texas	80	59	First
2003	Wichita (AA)	Texas	71	69	Third
2005	Harrisburg (AA)	Eastern	64	78	Fifth
2012	Corpus Christi (AA)	Texas	81	59	First
2013	Corpus Christi (AA)	Texas	83	57	First
Totals:			1150	1041	

SCOUTING & PLAYER DEVELOPMENT

CORPUS CHRISTI HOOKS STAFF



GARY RUBY

PITCHING COACH, CORPUS CHRISTI

Gary Ruby begins his eighth season with the Astros organization and his third as pitching coach with the Hooks. Ruby was named the 2013 Texas League Coach of the Year after his pitching staff led the Texas League in innings pitched (1255.0) and wins (83) while ranking second in walks per 9.0 innings (2.7).

Ruby joined the Hooks following three seasons as pitching coach at Class A Short Season Tri-City (2009-11). He spent his first two seasons with Houston as the pitching coach at Class A Salem (2007-08), joining the franchise after six seasons as the minor league pitching coordinator for the Pittsburgh Pirates (2001-06). Before working with the Pirates, he spent four seasons in the Philadelphia organization (1998-2001) and two with Triple A Buffalo of the Cleveland organization (1996-97). Ruby also served as a pitching coach in the Angels system for nine years (1987-95).

Ruby has served as a coach in the Dominican Winter League for the past three offseasons. In 2013, he coached for La Romana Toros Del Este after serving as pitching coach for the Leones del Escogido in 2011 and 2012.

Ruby attended Arizona State University and the University of Tampa. He played three years in the Cleveland Indians farm system after being selected in the 22nd round of the June 1969 draft.



TIM GARLAND

HITTING COACH, CORPUS CHRISTI

Tim Garland returns to the Astros organization for his second season as Corpus Christi's hitting coach, following seven years as a hitting coach in the Oakland Athletics system. Garland served as hitting coach for Double A Midland for two seasons from 2011-12. The 15-year minor league veteran made his coaching debut in 2006 with Class A Kane County before moving to Class A Advanced Stockton where he served as hitting coach from 2007-10.

This past season, Garland's Hooks led the Texas League and ranked third in the minors with 158 home runs. The Hooks finished second in the Texas League in hits (1210), batting average (.255) and doubles (253) in 2013.

Drafted by the New York Yankees in 1989 out of Pensacola Junior College, Garland owned a career .281 batting average in 1,356 minor league games. He tallied 1,445 hits, 41 home runs, 471 RBIs and 388 stolen bases in his career. Garland spent four seasons as a Yankee farmhand, reaching the Carolina League before moving to the independent ranks. He played under Astros great Jose Cruz in 1994 as a member of the Texas-Louisiana League's San Antonio Tejanos. The following year, Garland hit .301 with 20 doubles, nine home runs, 44 RBIs and 37 steals in 96 games for Rio Grande Valley, managed by former Houston catcher and current Astros broadcaster Alan Ashby.

Signed by San Francisco as a free agent in 1996, Garland spent parts of three seasons in the Giants system when Hooks manager Keith Bodie was San Francisco's minor league field coordinator. Garland batted .304, swiped 116 bases and totaled 343 hits over two campaigns with Class A San Jose. He hit safely in 23 consecutive games in 1996, establishing a club record which stood until 2011. Garland still holds the San Jose Giants single-season records for steals (65) and hits (172), both achieved in 1997.

Garland finished the 1998 season in the Orioles system before being picked up by the Athletics. He played for the 1999 Double A Midland RockHounds, the first season of their Oakland affiliation, batting .289 with six home runs, 55 RBIs and 28 stolen bases.

After his stint with the A's, Garland logged three years in the Triple-A Mexican League, suiting up for Campeche, Tabasco and Reynosa. He hit .308 with 90 runs scored, 24 doubles, five home runs, 49 RBIs and 37 stolen bases south of the border.

During his career, the well-traveled outfielder also made stops at Long Island (Atlantic League), Winnipeg (Northern League Central), Amarillo (Central League), Sioux City (Northern League Central), Nashua (Atlantic League), Atlantic City (Atlantic League) and Jackson (Central League) before calling it a career in 2004.

Garland currently resides in Danville, Virginia.

SCOUTING & PLAYER DEVELOPMENT

CORPUS CHRISTI HOOKS STAFF



TOM LAWLESS

INFIELD COACH, CORPUS CHRISTI

Tom Lawless enters his sixth consecutive season with the Astros and his first as the Hooks infield coach. Lawless spent the 2013 season as infield coach at Triple A Oklahoma City, a position that was implemented during the 2012 offseason. He served as the Astros roving infield instructor in 2012, and prior to that served as a manager at Double A Corpus Christi (2011), Class A Advanced Lancaster (2010) and Class A Lexington (2009). Lawless also spent time in 2012 as the interim manager of the Triple A RedHawks when skipper Tony DeFrancesco was promoted to the Majors on Aug. 19 to serve as the Astros interim manager.

Lawless has served as a manager, coach and instructor in the minor leagues for the California Angels, New York Mets, St. Louis Cardinals, San Diego Padres and Baltimore Orioles. Prior to joining the Astros, he was the minor league roving infield/baserunning instructor for the Orioles for three seasons (2006-08).

In 2002, he spent the season working for the Office of the Commissioner of Major League Baseball as an on-field operations assistant under the supervision of former Astro Bob Watson. He also served as a coach for China during the 2008 Olympic Summer Games.

Lawless began his coaching career in 1992 as a minor league infield/baserunning instructor for two seasons in the California Angels system. In 1994, his first season as a manager, Lawless led the Class A Cedar Rapids Kernels to the Midwest League Championship.

The former infielder played eight seasons in the Majors for Cincinnati, Montreal, St. Louis and Toronto and was traded from the Reds to the Expos for Major League Baseball's all-time hits leader Pete Rose in 1984. He played in one World Series for St. Louis and hit a three-run homer off Frank Viola in a 7-2 Cardinals' win in Game 4 of the 1987 World Series.

Lawless is a graduate of Strong Vincent High School (PA) and the Behrend College of Penn State University with a degree in political science. He and his wife of 32 years, Cheryl, have three daughters; Jessica, Samantha and Hillary and reside in St. Louis, MO.



BRYAN BACA

ATHLETIC TRAINER, CORPUS CHRISTI

Bryan Baca enters his eighth season with the Astros organization and his second as the athletic trainer for the Corpus Christi Hooks. He previously served two seasons (2011-12) as the athletic trainer at Class A Advanced Lancaster and three seasons in the position with Class A Short Season Tri-City (2008-10). Baca also served as Rookie Level Greeneville's athletic trainer in 2007.

A native of Santa Fe, NM, Baca is a graduate of New Mexico State with a bachelor of science degree in athletic training. His previous work experience includes a stint with the Santa Fe Roadrunners of the North American Hockey League.



TREY WIEDMAN

STRENGTH COACH, CORPUS CHRISTI

Trey Wiedman enters his third season with the Astros organization and his second as strength coach with the Hooks. His first position with the Astros came in 2012, when he served as the strength and conditioning coach for Class A Lexington.

Wiedman received his bachelor of science degree from the University of Memphis, where he was also a four-year letter winner on the baseball team. He is a Certified Strength and Conditioning Specialist (CSCS), a Registered Strength and Conditioning Coach (RSCC) and a member of the National Strength and Conditioning Association (NSCA). He has worked as a strength coach at the high school level, and also served a five-month internship in 2009 with the Campbell Physical Therapy Clinic.

SEASON SCHEDULE



SUN	MON	TUE	WED	THU	FRI	SAT
		1	2	3 TUL 7:00	4 TUL 7:00	5 TUL 7:00
6 SPR 6:00	7 SPR 7:00	8 SPR 11:00	9	10 TUL 7:00	11 TUL 7:00	12 TUL 7:00
19 SPR 6:00	14 SPR 7:00	15 SPR 7:00	16	17 FRI 7:00	18 FRI 7:00	19 FRI 7:00
20 FRI 2:00	21 MID 7:00	22 MID 7:00	23 MID 7:00	24 MID 7:00	25 FRI 7:00	26 FRI 7:00
27 FRI 6:00	28 FRI 7:00	29 MID 6:00	30 MID 11:00	APRIL		

SUN	MON	TUE	WED	THU	FRI	SAT
1 NWA 6:00	2	3 MID 6:00	4 MID 6:00	5 MID 7:00	6 MID 7:00	7 SAN 7:00
8 SAN 6:00	9 SAN 7:00	10 SAN 1:00	11 FRI 7:00	12 FRI 7:00	13 FRI 7:00	14 FRI 7:00
15 SAN 6:00	16 SAN 7:00	17 SAN 7:00	18 SAN 7:00	19 FRI 6:00	20 FRI 7:00	21 FRI 7:00
22 FRI 6:00	23	24 ALL-STAR GAME <i>Little Rock</i>	25 SPR 7:00	26 SPR 7:00	27 SPR 7:00	28 TUL 7:00
29 TUL 7:00	30 TUL 7:00	JUNE				

SUN	MON	TUE	WED	THU	FRI	SAT
AUGUST						1 MID 7:00
3 MID 2:00	4	5 NWA 7:00	6 NWA 7:00	7 NWA 7:00	8 ARK 6:00	9 ARK 7:00
10 ARK 6:00	11	12 NWA 7:00	13 NWA 7:00	14 NWA 7:00	15 ARK 7:00	16 ARK 7:00
17 ARK 6:00	18	19 MID 6:00	20 MID 6:00	21 MID 7:00	22 MID 7:00	23 SAN 7:00
24 SAN 6:00	25 SAN 7:00	26 FRI 7:00	27 FRI 7:00	28 FRI 7:00	29 FRI 7:00	30 SAN 7:00
31 SAN 6:00						

LAST UPDATED 1/13/14
SCHEDULE SUBJECT TO CHANGE

SUN	MON	TUE	WED	THU	FRI	SAT
MAY						1 MID 7:00
4 SAN 7:00	5 SAN 7:00	6 SAN 7:00	7	8 FRI 7:00	9 FRI 7:00	10 FRI 7:00
11 FRI 2:00	12 SAN 7:00	13 SAN 7:00	14 SAN 11:00	15 SAN 7:00	16 MID 7:00	17 MID 7:00
18 MID 7:00	19 MID 7:00	20	21 ARK 7:00	22 ARK 7:00	23 ARK 7:00	24 NWA 6:00
25 NWA 6:00	26 NWA 1:00	27 ARK 7:00	28 ARK 7:00	29 ARK 7:00	30 NWA 7:00	31 NWA 7:00

SUN	MON	TUE	WED	THU	FRI	SAT
JULY						1 TUL 7:00
6 TUL 6:00	7 TUL 7:00	8	9 FRI 7:00	10 FRI 7:00	11 FRI 7:00	12 FRI 7:00
13 MID 6:00	14 MID 7:00	15 MID 6:00	16 MID 7:00	17 FRI 7:00	18 FRI 7:00	19 FRI 7:00
20 FRI 6:00	21 SAN 7:00	22 SAN 7:00	23 SAN 7:00	24 MID 7:00	25 MID 7:00	26 MID 7:00
27 MID 6:00	28 SAN 7:00	29 SAN 7:00	30 SAN 7:00	31 MID 7:00		

SUN	MON	TUE	WED	THU	FRI	SAT
	1 SAN 6:00	2	3 PLAYOFFS BEGIN	4	5	6
7	8	SEPTEMBER				

	ARK	ARKANSAS TRAVELERS	[ANGELS] Los Angeles
FRI	FRISCO ROUGHRIDERS	[RANGERS] Frisco	
MID	MIDLAND ROCKHOUNDS	[AST] Midland	
NWA	NW ARKANSAS NATURALS	[ROYALS] Springfield	
SAN	SAN ANTONIO MISSIONS	[PADRES] San Antonio	
SPR	SPRINGFIELD CARDINALS	[CARDINALS] St. Louis	
TUL	TULSA DRILLERS	[ROCKIES] Colorado	



Tickets & Promotions

CCHOOKS.COM | 361.561.HOOK
#IMHOOKED

SCOUTING & PLAYER DEVELOPMENT



CLASS A ADVANCED CALIFORNIA LEAGUE

LANCASTER JETHAWKS

45116 Valley Central Way • Lancaster, CA 93536
(661) 726-5400 • (661) 726-5406 (fax) • jethawks.com

Affiliate year (first):.....Sixth (2009)
Stadium:.....The Hangar
Capacity/Year Open:.....4,700/1996

LANCASTER IN 2013

Record:.....82-58
Finish: 1st, 39-31 (1st half); 43-27 (2nd half)

MANAGER

Rodney Linares

LANCASTER STAFF

Owner:.....Peter A. Carfagna
GM:.....Will Thornhill
Senior VP:.....Brad Seymour
Pitching Coach:.....Don Alexander
Hitting Coach:.....Darryl Robinson
Catching Coach:.....Mark Bailey
Trainer:.....Grant Hufford
Strength:.....Mark Spadavecchia

PR CONTACT

Jason Schwartz
jason@jethawks.com
(661) 726-5400

LANCASTER PDC: The Astros current Player Development Contract with the JetHawks runs through the 2014 season after it was extended in September of 2012.

2013 SEASON: Led by the 2013 California League Manager of the Year, **Rodney Linares**, the JetHawks finished the regular season with the top record in the CAL League. Lancaster won both their first and second half titles en route to a first round bye in the CAL League Playoffs, but ultimately fell to Inland Empire in the South Division Finals, 3-2.

RUN PRODUCTION: The JetHawks were the top offensive team in all of minor league baseball in 2013 as the club led the minors in runs (976), walks (669), on-base percentage (.384) and OPS (.853). Hitting coach **Darryl Robinson** was named the California League Coach of the Year for his efforts during the season.

DYNAMO: Despite getting off to a slow start to the season, **IF Delino DeShields** finished the year at the top of the California League leaderboards in multiple categories: second in OBP (.405), second in triples (14), second in stolen bases (51), third in average (.317), third in runs scored (100). From July through the end of the season, he ranked third among all Class A hitters with a .359 batting average while adding 16 doubles, eight triples, three homers, 31 steals and a .993 OPS.

AMAZING ANDREW: Along with **OF George Springer**, in 2013 **OF Andrew Aplin** became one of just seven Astros minor leaguers ever to record 100+ runs and 100+ RBI in the same season. Aplin led the California League in RBI (107) while ranking second in runs (102) and walks (83). He was named a Midseason and Postseason California League All-Star, and his RBI total ranked fifth in all of minor league baseball.

WALK ON: **IF Nolan Fontana** finished tied for second in the minors with 102 walks while leading the Class A Advanced level with a .405 on-base percentage.

ARMS RACE: **RHP Aaron West** struck out 112 batters with just 17 walks in 108.2 innings in 2013, leading the California League in strikeout to walk ratio (6.59) and ranking second in walks per 9.0 innings (1.41). **RHP Brady Rodgers** was a CAL League Midseason All-Star and finished fifth in the league with a 4.52 strikeout to walk ratio (10450/2388). After getting acquired by Houston from Kansas City in the Justin Maxwell trade, **RHP Kyle Smith** spun a two-hit, complete game shutout at High Desert in his second start with Lancaster, striking out nine with no walks.

credit Pro Image Sports Photography



Delino DeShields

SCOUTING & PLAYER DEVELOPMENT

2013 LANCASTER JETHAWKS STATISTICS

BATTERS	AVG	G	AB	R	H	2B	3B	HR	RBI	BB	SO	SB	CS	OBP	SLG	SF	SH	HB	E
Alvarez, Luis	.261	8	23	7	6	0	1	3	9	2	3	0	0	.370	.739	0	0	2	2
*Aplin, Andrew	.278	128	500	102	139	32	7	9	107	83	63	24	6	.376	.424	10	3	2	1
#Batista, Jean	.200	8	30	5	6	1	0	0	1	1	9	0	0	.226	.233	0	0	0	1
Cokinos, MP	.313	109	425	71	133	28	1	13	94	47	41	1	3	.395	.475	7	1	15	3
DeShields, Delino	.317	111	451	100	143	25	14	5	54	57	91	51	18	.405	.468	2	13	11	24
Duffy, Matt	.323	100	371	74	120	20	4	19	84	30	80	0	2	.397	.553	4	1	18	16
*Epps, Chris	.275	115	396	78	109	32	5	16	75	69	116	8	8	.381	.503	7	2	3	5
*Fontana, Nolan	.259	104	386	88	100	18	6	8	60	102	100	16	5	.415	.399	3	5	3	19
*Gingras, Ricky	.000	5	15	0	0	0	0	0	1	0	8	0	0	.000	.000	0	0	0	0
*Gulbransen, Dan	.302	16	63	13	19	3	0	4	16	4	12	1	0	.333	.540	2	0	0	2
#Heineman, Tyler	.286	104	370	67	106	23	4	13	71	32	47	2	3	.361	.476	7	4	15	8
Johnson, Zach	.298	20	84	12	25	10	2	2	20	8	21	0	0	.362	.536	1	1	1	1
*McCurdy, Ryan	.254	24	71	9	18	2	0	0	8	9	11	0	0	.418	.282	0	0	11	4
Meredith, Brandon	.279	105	365	83	102	25	5	16	68	64	88	6	7	.399	.507	5	1	12	4
*Muren, Drew	.372	12	43	12	16	2	1	2	8	5	12	1	0	.449	.605	0	0	1	1
Nash, Telvin	.246	62	228	43	56	10	0	16	48	37	93	1	0	.357	.500	1	0	3	6
Perdomo, Carlos	.294	60	187	40	55	9	1	2	29	23	16	8	6	.369	.385	5	0	2	17
#Sclafani, Joe	.302	92	344	81	104	28	5	7	53	52	60	16	3	.396	.474	4	2	4	13
Torrez, Raoul	.215	22	65	15	14	4	0	0	5	4	28	2	0	.278	.277	1	0	2	2
*Tucker, Preston	.326	75	298	61	97	18	1	15	74	29	45	3	0	.384	.544	4	0	2	1
*Valenzuela, Rafael	.286	4	14	1	4	2	0	1	3	1	2	0	0	.333	.643	0	0	0	0
Wierzbicki, Jesse	.245	25	94	14	23	4	0	2	9	10	11	0	2	.351	.351	1	0	6	1
TEAM TOTAL	.289	140	4823	976	1395	296	57	153	897	669	957	140	63	.384	.469	64	33	113	142

* - left-handed hitter

- switch hitter

PITCHERS	W	L	ERA	G	GS	CG	SHO	SV	IP	H	R	ER	HR	HB	BB	SO	WP	BK	AVG
Ballew, Travis	4	5	4.42	50	0	0	0	21	53.0	52	33	26	6	5	22	78	7	0	.248
*Cain, Colton	3	0	3.24	5	5	0	0	0	33.1	36	17	12	2	2	6	22	2	0	.273
*Cruz, Luis	8	6	5.16	27	18	0	0	2	113.1	111	67	65	10	9	40	129	8	5	.253
Devenski, Chris	4	2	7.88	21	10	0	0	1	75.1	106	69	66	13	7	31	65	3	1	.333
Dimock, Michael	4	1	4.10	27	0	0	0	0	41.2	41	21	19	5	0	12	36	3	0	.265
Dufek, Jonas	2	2	4.28	36	0	0	0	0	48.1	50	29	23	4	4	19	54	5	0	.259
Foltynewicz, Michael	1	0	3.81	7	5	0	0	0	26.0	31	16	11	4	0	14	29	5	1	.290
*Geith, Theron	6	0	2.86	31	0	0	0	1	44.0	43	15	14	1	1	15	36	4	0	.257
Gillingham, Alex	1	1	11.25	3	1	0	0	0	8.0	16	10	10	0	1	5	6	0	0	.432
*Hallock, Kyle	4	3	6.41	13	7	0	0	0	46.1	55	38	33	9	1	19	29	1	1	.291
Hauschild, Mike	3	3	4.73	8	7	0	0	0	40.0	50	26	21	7	2	14	29	1	0	.316
Jankowski, Jordan	0	0	5.40	11	0	0	0	0	16.2	15	10	10	3	2	4	20	4	0	.238
Lamb, Cameron	0	0	3.95	19	0	0	0	1	27.1	27	17	12	0	2	10	20	1	0	.245
*Long, Kenny	2	0	2.83	23	0	0	0	6	28.2	25	11	9	2	1	4	27	0	0	.231
Perdomo, Carlos	0	0	18.00	1	0	0	0	0	1.0	4	4	2	0	2	0	0	0	0	.500
Perez, Tyson	4	5	5.85	37	12	0	0	3	112.1	142	84	73	16	7	43	64	8	0	.309
Quevedo, Carlos	0	0	0.00	2	0	0	0	0	3.1	1	0	0	0	0	0	2	0	0	.091
Rodgers, Brady	10	8	5.38	27	18	0	0	1	112.0	135	71	67	14	8	23	104	4	1	.300
*Rollins, David	8	5	3.98	23	14	0	0	3	97.1	81	50	43	9	4	32	96	3	1	.223
Sanchez, Gerardo	0	0	1.69	6	0	0	0	0	10.2	10	2	2	2	1	3	13	0	0	.244
*Shirley, Thomas	1	4	3.35	27	9	0	0	1	75.1	66	31	28	6	0	24	64	1	0	.237
Smith, Kyle	1	1	7.33	5	5	1	1	0	23.1	26	19	19	4	3	9	21	0	0	.289
Velasquez, Vincent	0	2	6.14	3	3	0	0	0	14.2	14	10	10	2	2	8	19	1	0	.259
*Walters, Blair	6	2	7.36	34	5	0	0	0	73.1	101	71	60	14	3	40	69	5	0	.320
West, Aaron	10	8	5.22	26	21	0	0	0	108.2	134	71	63	7	4	17	112	3	1	.300
TEAM TOTAL	82	58	5.09	140	140	1	3	401	234.0	1372	792	698	140	71	414	1144	69	11	.280

* - left-handed pitcher

SCOUTING & PLAYER DEVELOPMENT

LANCASTER JETHAWKS STAFF



RODNEY LINARES

MANAGER, LANCASTER

Rodney Linares returns to Lancaster for his third consecutive season as the club's manager and his 16th in the Astros organization. Last year, Linares was named the California League Manager of the Year after leading the JetHawks to a league-best 82-58 record, a year after steering the club to the 2012 CAL League Championship title. The 2014 season will be his eighth consecutive season as a manager in the Astros system.

From 2010-11, Linares served as Class A Lexington's manager, and prior to that served as Rookie Level Greeneville's manager from 2007-09. He was Lexington's hitting coach from 2005-06, and pulled double duty as a scout and hitting coach for the Astros Dominican Republic operations from 1999-2004.

Linares has managed in the Arizona Fall League (2012, Mesa) and in the Dominican Winter League (2011, Estrellas de Oriente, interim manager). He played in the minor leagues with the Detroit (1997-98) and Houston (1998-99) systems, and was originally signed by the Tigers as a non-drafted free agent in 1997.

He and his wife, Rosanna, have two children, Steven and Ryan, and reside in San Pedro de Macoris, DR. His father, Julio, is the Astros Advisor for Latin American Development.

LINARES' RECORD AS A MANAGER

YEAR	CLUB	LEAGUE	WON	LOST	POSITION
2007	Greeneville (R)	Appalachian	17	51	Fifth, AL West
2008	Greeneville (R)	Appalachian	30	36	Fifth, AL West
2009	Greeneville (R)	Appalachian	27	40	Fourth, AL West
2010	Lexington (A)	South Atlantic	71	68	Fourth/Fourth
2011	Lexington (A)	South Atlantic	59	79	Third/Seventh
2012	Lancaster (A)	California	74	66	T-First/Second*
2013	Lancaster (A)	California	82	58	First/First

Totals:

360

398

*Won California League Championship



DON ALEXANDER

PITCHING COACH, LANCASTER

Don Alexander returns for his third consecutive season as Lancaster's pitching coach in 2014, his fifth season overall with the JetHawks. In 2011, he spent the season as Double A Corpus Christi's pitching coach, and prior to that served as Lancaster's pitching coach from 2009-10. Alexander previously spent four seasons on the coaching staff at Class A Short Season Tri-City (2005-08).

Alexander started his professional coaching career in the Astros organization at Class A Auburn in 1990. He spent the next seven seasons in the Astros system, which included stints at Class A Quad Cities, Class A Asheville, and with the Gulf Coast League Astros. From 1997-99, he was the Double A pitching instructor with the Padres organization. Alexander was also a pitching coach in the Cincinnati system from 1999-2000.

A longtime pitching instructor at the San Diego School of Baseball, Alexander played collegiately at the University of San Diego from 1976-80. He served as pitching coach at San Diego Mesa College for six years and was an associate scout for the Astros from 1986-89.



DARRYL ROBINSON

HITTING COACH, LANCASTER

Darryl Robinson enters his sixth consecutive season as the JetHawks hitting coach, a position he has been in since 2009. Last year, Robinson was named the California League Coach of the Year after his JetHawks led the minors in runs (976), walks (669), on-base percentage (.384) and OPS (.853).

The former infielder played in the minor leagues for seven seasons in the Royals system (1986-1992), and also played in the independent leagues in parts of five seasons (1993, 1995-98). He was originally drafted by Kansas City in the second round of the June 1986 draft.

Robinson is a graduate of Whitney-Young High School in Illinois and currently resides in Woodbury, MN.

LANCASTER JETHAWKS STAFF



MARK BAILEY


CATCHING COACH, LANCASTER

Former Astros catcher Mark Bailey enters his 16th season as a coach in the Astros organization, and his first as Lancaster's catching coach. Last year, Bailey was the catching coach at Double A Corpus Christi after the Astros created the position during the offseason. He previously spent the 2011-12 seasons as the hitting coach at Class A Short Season Tri-City, following one season as the hitting coach at Corpus Christi (2010) and eight seasons as Houston's Major League bullpen coach (2002-09). Prior to 2002, he was Double A Round Rock's hitting coach and spent three-plus seasons as a coach at the Class A level with the Astros.

Bailey played for the Astros from 1984-88 and was part of the NL Western Division championship team in 1986. His best season came in 1985 for the Astros, where he played in 114 games and hit .265 with 10 homers and 45 RBI. In 340 career Major League games with the Astros and Giants (1990-92), he batted .220 with 24 homers and 101 RBI.

Bailey was drafted by Houston as an infielder in the sixth round of the 1982 draft out of Southwest Missouri State, but converted to catcher in the minors. At SMS, he was a three-year letterman in both baseball and basketball. He was also a two-time Division II All-American and set career records with 146 RBI and 16 game-winning RBI.

Mark and his wife, Mary Pat, have a son, John Patrick.



GRANT HUFFORD

ATHLETIC TRAINER, LANCASTER

Grant Hufford enters his seventh season as an athletic trainer in the Astros system and his second with Lancaster after spending the 2011-12 seasons with Class A Lexington. Last year, Hufford was named the California League Trainer of the Year.

Hufford joined the Astros organization in 2008 as the athletic trainer at Rookie Level Greeneville where he spent three seasons in that post (2008-10). He came to the organization from the Lawrence Orthopedic Surgery Clinic in Lawrence, Kansas. While in Lawrence, he served as the Athletic Trainer at Baldwin High School.

Hufford received his bachelor's degree from Benedictine College. Grant and his wife, Jennifer, and daughter, Genevieve, reside in Merriam, KS.



MARK SPADAVECCHIA

STRENGTH COACH, LANCASTER

Mark Spadavecchia returns to the Astros for his second season as the strength and conditioning coach with Lancaster. Prior to joining the Astros, Spadavecchia was the strength and conditioning intern for Florida State University's baseball, track, swimming and volleyball teams, a position he started in August of 2011. During fall of 2012, he also served as the head strength and conditioning coach at John Paul II High School (FL).

Spadavecchia served as the Milwaukee Brewers strength and conditioning intern during the 2010 season. He received his bachelor of science degree in health services from Marquette University in 2011, majoring in exercise science with a minor in marketing. While at Marquette, he served as a research assistant. In 2013, Spadavecchia earned his master of science degree in sports sciences from Florida State University.

Spadavecchia is a Certified Strength and Conditioning Specialist (CSCS) and a member of the National Strength and Conditioning Association (NSCA).

2014 LANCASTER JETHAWKS SCHEDULE

APRIL

SUN	MON	TUE	WED	THU	FRI	SAT
		1	2	LE 3 6:30pm	LE 4 6:30pm	LE 5 6:00pm
LE 6 2:00pm	SJ 7 6:30pm	SJ 8 6:30pm	SJ 9 6:30pm	@LE 10 6:30pm	@LE 11 6:30pm	@LE 12 6:30pm
@LE 13	@HD 14	@HD 15	@HD 16	HD 17 6:30pm	HD 18 6:30pm	HD 19 6:00pm
	@IE 20	@IE 21	@IE 22	@IE 23	@RC 24	@RC 25
@RC 26	HD 27 6:30pm	HD 28 6:30pm	HD 29 6:30pm			

MAY

SUN	MON	TUE	WED	THU	FRI	SAT
				HD 1 6:30pm	SJ 2 6:30pm	SJ 3 6:00pm
SJ 4 2:00pm	@LE 5	@LE 6	@LE 7	@LE 8	@HD 9	@HD 10
@HD 11			BAK 12 6:30pm	BAK 13 11:00am	BAK 14 6:30pm	@RC 15
@RC 16	@RC 17	@BAK 18	@BAK 19	@BAK 20	IE 21 6:30pm	IE 22 6:00pm
IE 23 2:00pm	IE 24 6:30pm	@LE 25	@LE 26	@LE 27	RC 28 6:30pm	RC 29 6:00pm

JUNE

SUN	MON	TUE	WED	THU	FRI	SAT
RC 1 2:00pm	RC 2 6:30pm	IE 3 6:30pm	IE 4 6:30pm	IE 5 6:30pm	@VIS 6	@VIS 7
@VIS 8	@VIS 9		RC 10 6:30pm	RC 11 6:30pm	RC 12 6:30pm	RC 13 6:00pm
ALL-STAR BREAK						
@LE 14	STK 15 6:30pm	STK 16 6:30pm	STK 17 11:00am	LE 18 6:30pm	LE 19 6:30pm	LE 20 6:00pm
LE 21 5:00pm						

JULY

SUN	MON	TUE	WED	THU	FRI	SAT
		@STK 1	@STK 2	@STK 3	RC 4 6:30pm	RC 5 6:00pm
RC 6 5:00pm	RC 7 6:30pm	IE 8 6:30pm	IE 9 6:30pm	IE 10 6:30pm	@RC 11	@RC 12
@RC 13	@RC 14		VIS 15 6:30pm	VIS 16 6:30pm	VIS 17 6:30pm	VIS 18 6:00pm
MOD 19 5:00pm	MOD 20 6:30pm	MOD 21 6:30pm		@STK 22	@STK 23	@STK 24
@STK 25	@HD 26	@HD 27	@HD 28	LE 29 6:30pm		

AUGUST/SEPT.

SUN	MON	TUE	WED	THU	FRI	SAT
					LE 1 6:30pm	LE 2 6:00pm
LE 3 5:00pm	@MOD 4	@MOD 5	@MOD 6	@SJ 7	@SJ 8	@SJ 9
@SJ 10		HD 11 6:30pm	HD 12 6:30pm	HD 13 6:30pm	@BAK 14	@BAK 15
@BAK 16	@BAK 17	HD 18 6:30pm	HD 19 6:30pm	HD 20 6:30pm	@IE 21	@IE 22
@IE 23		@HD 24	@HD 25	@HD 26	IE 27 6:30pm	IE 28 6:00pm
IE 29 5:00pm	SEPT 1 6:30pm					



SOUTH DIVISION:

LANCASTER JETHAWKS (ASTROS)
 HD - HIGH DESERT MAVERICKS (MARINERS)
 IE - INLAND EMPIRE 66ERS (ANGELS)
 LE - LAKE ELSINORE STORM (PADRES)
 RC - RANCHO CUCAMONGA QUAKES (DODGERS)

NORTH DIVISION:

BAK - BAKERSFIELD BLAZE (REDS)
 MOD - MODESTO NUTS (ROCKIES)
 SJ - SAN JOSE GIANTS (GIANTS)
 STK - STOCKTON PORTS (ATHLETICS)
 VIS - VISALIA RAWHIDE (DIAMONDBACKS)

SCOUTING & PLAYER DEVELOPMENT



CLASS A MIDWEST LEAGUE

QUAD CITIES RIVER BANDITS

Affiliate year (first):.....Second* (2013)
Stadium:Modern Woodmen Park
Capacity/Year Open:..... 7,140/1931

QUAD CITIES IN 2013

Record: 81-57
Finish: ...2nd, 38-31 (1st half); 43-26 (2nd half)

MANAGER

Omar Lopez

QUAD CITIES STAFF

Owner:..... Main Street Iowa
GM: Andrew Chesser
Pitching Coach: Dave Borkowski
Hitting Coach:..... Joel Chimelis
Outfield/Baserunning:.. Vince Coleman
Trainer:..... Michael Rendon
Strength: James McNichol
*Eighth season overall with Quad Cities

PR CONTACT

Marco LaNave
marco@riverbandits.com
(563) 333-2727

209 S. Gaines St. • Davenport, IA 52802

(563) 322-6348 • (563) 324-3109 (fax) • riverbandits.com

QUAD CITIES PDC: The Astros Player Development Contract with Quad Cities runs through the 2014 season. The clubs signed the agreement at the end of the 2012 season.

2013 SEASON: Quad Cities finished second in their division during the regular season but went 7-1 in the playoffs to take the Midwest League Championship title. It marked the sixth title River Bandits history and their second in the last three seasons.

BEST IN THE MIDWEST: Even though **SS Carlos Correa** spent the 2013 season as the second-youngest player in the Midwest League at 18-years-old, he still led the league in OPS (.872) while finishing second in on-base percentage (.405) and third in batting average (.320). The former No. 1 overall pick received Midseason and Postseason All-Star honors and also led all Midwest League shortstops in fielding percentage (.973).

ON THE MARK: **RHP Mark Appel** was taken by the Astros with the No. 1 overall pick in the 2013 draft and played a big part in Quad Cities championship run. The 6-foot-5 right-hander went 3-1 with a 3.82 ERA, 27 strikeouts and nine walks across 33.0 innings with the Bandits. The Stanford product gave up one earned run or less in six of his eight outings with Quad Cities, and pitched the team to a 5-1 victory on Aug. 25 at Burlington that clinched a playoff berth for the club (5.0 IP, 4 H, 1 R, 3 SO).

SECOND HALF STUD: In his first full season of professional baseball, **IF Rio Ruiz** broke out with a huge second half for Quad Cities. From July 7 through the end of the season, he hit .298 with 19 doubles, eight homers, 33 RBI and an .894 OPS (.347 OBP/.547 SLG) in 48 games. He led the Midwest League in doubles while ranking second in extra-base hits (28) and third in slugging over that span. In the playoffs, he hit .370 (10x27) with three homers and seven RBI, including a homer in the championship-clinching game against South Bend.

V FOR VELASQUEZ: **RHP Vincent Velasquez** finished tied for second in the Midwest League with 123 strikeouts while leading the league in strikeouts per 9.0 innings (10.06). He received a promotion to Class A Advanced Lancaster on Aug. 20, but in his final 12 games with the Bandits he went 5-2 with a 1.81 ERA and 65 strikeouts in 59.2 innings.

PLAYER
DEVELOPMENT



Carlos Correa

credit Sean Flynn Photography

SCOUTING & PLAYER DEVELOPMENT

2013 QUAD CITIES RIVER BANDITS STATISTICS

BATTERS	AVG	G	AB	R	H	2B	3B	HR	RBI	BB	SO	SB	CS	OBP	SLG	SF	SH	HB	E
Alvarez, Luis	.294	13	51	5	15	3	0	2	5	1	13	0	0	.321	.471	0	0	1	1
Blasik, Brian	.209	67	206	26	43	7	0	3	21	31	33	9	4	.321	.286	2	8	4	15
#Borchering, Bobby	.203	48	172	17	35	7	1	5	22	21	61	1	0	.305	.343	0	0	4	7
Correa, Carlos	.320	117	450	73	144	33	3	9	86	58	83	10	10	.405	.467	2	1	8	15
*Davidson, Chase	.238	10	42	5	10	3	0	1	5	2	21	1	2	.289	.381	0	0	1	-
*Dineen, Ryan	.197	27	76	11	15	1	0	0	14	15	20	4	0	.337	.211	2	4	2	6
#Elkins, Austin	.234	110	354	57	83	15	4	6	26	67	70	19	9	.368	.350	2	9	9	16
*Gulbransen, Dan	.284	25	88	14	25	7	1	0	7	16	10	1	2	.394	.386	0	2	0	0
*Hamblin, Miles	.202	35	119	10	24	3	0	1	14	22	39	2	3	.317	.252	4	1	0	0
Hernandez, Teoscar	.271	123	499	97	135	25	9	13	55	41	135	24	11	.328	.435	4	17	4	8
Joyce, Terrell	.186	72	226	27	42	13	0	3	26	26	80	5	3	.284	.283	0	0	5	3
*Kemp, Anthony	.255	27	98	21	25	1	1	1	9	19	18	4	2	.387	.316	0	1	2	5
#Morales, Jobdwan	.167	66	209	18	35	8	1	2	27	33	67	1	0	.281	.244	0	4	0	4
*Ovando, Ariel	.172	49	169	12	29	5	0	1	13	18	57	3	0	.250	.219	1	1	0	3
Pena, Roberto	.249	86	325	43	81	19	0	5	32	22	52	2	0	.297	.354	2	4	1	6
Perdomo, Carlos	.294	5	17	6	5	0	0	0	0	4	0	3	0	.429	.294	0	2	0	1
*Phillips, Brett	.231	12	39	4	9	2	0	0	3	3	10	1	1	.286	.282	0	2	0	0
*Ruiz, Rio	.260	114	416	46	108	33	1	12	63	50	92	12	3	.335	.430	5	1	0	20
#Sclafani, Joe	.241	19	58	13	14	3	0	0	9	17	7	3	2	.430	.293	1	2	3	4
*Scott, Jordan	.255	125	392	58	100	12	7	0	34	53	78	25	8	.342	.321	2	8	0	4
*Singleton, Jonathan	.286	6	21	6	6	2	0	3	5	4	5	0	0	.400	.810	0	0	0	0
#Sosa, Ruben	.300	16	50	10	15	0	1	0	6	10	14	10	4	.417	.340	0	0	0	0
*Vasquez, Danry	.288	32	118	12	34	2	1	3	20	6	15	2	0	.323	.398	2	1	1	0
Wierzbicki, Jesse	.264	87	330	45	87	21	2	6	54	39	59	9	4	.358	.394	4	0	12	7
TEAM TOTAL	.247	138	4525	636	1119	225	32	76	556	578	1039	151	68	.338	.362	33	68	57	142

* - left-handed hitter

- switch hitter

PITCHERS	W	L	ERA	G	GS	CG	SHO	SV	IP	H	R	ER	HR	HB	BB	SO	WP	BK	AVG
Appel, Mark	3	1	3.82	8	8	0	0	0	33.0	30	16	14	2	1	9	27	2	0	.236
*Bircher, Joe	3	3	4.15	14	10	0	0	2	65.0	71	32	30	5	4	13	35	3	0	.278
Blasik, Brian	0	0	0.00	1	0	0	0	0	0.1	0	0	0	0	0	0	0	0	0	.000
*Cain, Colton	5	5	4.12	23	14	0	0	0	87.1	94	44	40	3	4	33	66	2	1	.277
Christensen, Patrick	1	1	1.29	9	0	0	0	1	14.0	13	3	2	0	1	3	22	1	0	.245
Cotton, Jamaine	2	5	4.77	26	5	0	0	2	71.2	81	51	38	9	2	27	50	3	0	.286
Devenski, Chris	4	3	4.36	8	8	0	0	0	43.1	60	22	21	3	1	9	32	2	0	.337
Dimock, Michael	5	0	3.09	10	0	0	0	0	11.2	7	4	4	1	1	2	15	0	0	.163
Fields, Josh	0	0	0.00	2	1	0	0	0	4.0	2	0	0	0	0	0	4	0	0	.143
*Hader, Josh	2	0	3.22	5	5	0	0	0	22.1	14	8	8	0	4	12	16	1	1	.182
*Hallock, Kyle	0	0	0.00	1	0	0	0	0	1.0	0	0	0	0	0	0	2	0	0	.000
Hauschild, Mike	6	1	2.92	20	12	0	0	0	83.1	79	32	27	1	3	16	59	3	0	.249
*Holmes, Brian	5	3	2.49	15	10	0	0	0	61.1	52	21	17	4	3	19	62	6	0	.226
Jankowski, Jordan	3	1	2.61	26	12	0	0	5	89.2	79	27	26	9	2	17	83	3	0	.237
Lamb, Cameron	1	2	4.82	12	0	0	0	3	18.2	24	12	10	0	1	9	15	0	0	.316
*Lambson, Mitchell	8	3	3.03	41	0	0	0	1	71.1	61	24	24	3	3	25	79	2	0	.231
Lo, Chia-Jen	0	0	0.00	3	0	0	0	1	3.0	1	0	0	0	0	1	2	0	0	.100
McCullers, Lance	6	5	3.18	25	19	0	0	0	104.2	92	49	37	3	6	49	117	4	2	.239
Minaya, Juan	3	6	4.77	24	5	0	0	8	54.2	63	34	29	5	4	23	57	3	0	.285
Minor, Daniel	8	3	3.71	31	12	0	0	1	99.1	112	48	41	9	6	29	85	5	0	.282
Morton, Zach	0	1	1.45	8	1	0	0	1	18.2	18	3	3	0	0	3	6	1	0	.273
Neely, John	2	5	3.82	28	0	0	0	12	33.0	41	20	14	0	4	20	24	4	0	.306
*Osborne, J.D.	0	0	0.00	1	0	0	0	0	2.0	1	0	0	0	0	0	2	0	0	.125
Perez, Jorge	0	0	67.50	1	0	0	0	0	0.2	5	5	5	1	1	1	1	0	0	.714
Perez, Juri	0	2	4.44	11	0	0	0	0	24.1	21	12	12	0	1	15	17	3	0	.244
Rodriguez, Richard	0	1	7.33	14	0	0	0	0	23.1	29	19	19	4	0	10	18	2	0	.290
Sanchez, Gerardo	4	2	5.22	30	0	0	0	0	50.0	58	30	29	4	3	14	57	4	0	.301
Velasquez, Vincent	9	4	3.19	25	16	0	0	3	110.0	90	43	39	7	6	33	123	5	1	.221
Walter, Andrew	1	0	0.00	6	0	0	0	3	12.2	6	0	0	0	0	2	10	1	0	.140
TEAM TOTAL	81	57	3.62	138	138	0	7	43	1214.1	1204	559	488	73	61	394	1086	60	5	.259

* - left-handed pitcher

QUAD CITIES RIVER BANDITS STAFF

**OMAR LOPEZ**

MANAGER, QUAD CITIES

Omar Lopez enters his second season as manager of the Quad Cities River Bandits, a year after leading the club to the 2013 Midwest League Championship title and an 81-57 regular season record. Lopez has served as a manager in the Astros system for Rookie Level Greeneville (2011-12), the Gulf Coast League Astros (2009-10) and the Venezuelan Summer League Astros (2008). He has been with the Astros organization since 1999.

In 2010, Lopez earned the Astros Player Development Man of the Year award as he was credited with guiding the organization's Spanish-speaking prospects through their first year of professional baseball in the United States. Prior to starting his managerial career in 2008, Lopez served as a hitting and infield instructor in the Astros Venezuelan program and as a full-time scout for the Astros from 1999-2007. While serving as a scout in Venezuela, Lopez recommended that the Astros sign Jose Altuve, who was a 16-year-old free agent at the time.

A native of Valencia, Venezuela, Lopez played three seasons of minor league baseball with the Chicago White Sox (1996-97) and Arizona Diamondbacks (1998). He played his first professional season with Rookie Level Bristol in 1996, leading the club in walks over 55 games. In 1997 at Bristol, the third baseman hit .276 with 23 RBI while setting career highs in almost every category. He finished his career in 1998 with Arizona's Class A affiliate at South Bend.

Omar and his wife Helen reside in Kissimmee, FL. They have two children, Omar Eduardo and Emily Gabriela.

LOPEZ'S RECORD AS A MANAGER

YEAR	CLUB	LEAGUE	WON	LOST	POSITION
2008	VSL Astros (R)	Venezuelan Summer League	37	31	Third
2009	GCL Astros (R)	Gulf Coast League	18	38	Fifth, GCL East
2010	GCL Astros (R)	Gulf Coast League	20	36	Fifth, GCL East
2011	Greeneville (R)	Appalachian	25	43	Fourth, AL West
2012	Greeneville (R)	Appalachian	36	32	Third, AL West
2013	Quad Cities (A)	Midwest League	81	57	Second, MWL West*
Totals:			223	237	

**DAVE BORKOWSKI**

PITCHING COACH, QUAD CITIES

Former Major Leaguer Dave Borkowski begins his second season as Quad Cities pitching coach after serving as Class A Lexington's pitching coach from 2011-12 and Rookie Level Greeneville's pitching coach in 2010. Last year, Borkowski's River Bandits allowed the fewest walks in the Midwest League while ranking third in strikeouts and fourth in ERA. This fall he served as pitching coach for Peoria in the Arizona Fall League.

Borkowski retired from his playing career in 2009 after enjoying a 15-year professional career. He appeared in 181 Major League games (21 starts) in seven combined seasons with Detroit (1999-2001), Baltimore (2004), and Houston (2006-08). His first professional season was in 1995 after being selected in the 11th round of the June 1995 draft by Detroit. With Houston in 2007, Borkowski recorded a career-high five wins.

In 264 career minor league games, Borkowski was 79-70 with a 3.85 ERA and six saves. Prior to retiring in 2009, he pitched three games as a member of the Diablos Rojos of the Mexican League.

SCOUTING & PLAYER DEVELOPMENT

QUAD CITIES RIVER BANDITS STAFF



JOEL CHIMELIS

HITTING COACH, QUAD CITIES

Joel Chimelis begins his ninth season in the Houston Astros organization and his second as the hitting coach for Quad Cities. He served as the hitting coach for Double A Corpus Christi in 2012 after spending the 2011 season with Class A Lexington. Prior to that, he spent five years (2006-10) as the hitting coach for the Tri-City ValleyCats. Before joining the Astros, Chimelis spent two years (2004-05) on the coaching staff of the Class A Savannah Sand Gnats in the Washington Nationals organization.

A former infielder, Chimelis was selected by Oakland in the 11th round of the 1988 Major League draft. He was traded to the San Francisco Giants in 1991 and spent the 1996 season in the New York Mets organization. He reached the Triple A level in the Giants system, playing for Phoenix from 1992-95, and was called up to the Majors during the 1995 season. During his 13-year minor league career, he also enjoyed stints in Mexico, Puerto Rico, Taiwan, Korea and Canada.

Born in Brooklyn, NY, Chimelis played baseball at Howard Junior College in Big Spring, TX, and played for the University of Texas in 1988. He was named to the 1988 NCAA Central Region team with the Longhorns.

Joel and wife reside in Florida. He is the father of three girls.



VINCE COLEMAN

OUTFIELD/BASERUNNING COACH, QUAD CITIES

Vince Coleman, a former two-time All-Star who played in the Major Leagues for 13 seasons, returns for his second season in the Astros organization as the outfield and baserunning coach for Quad Cities, a position that was implemented by the Astros during the 2012 offseason. The 1985 National League Rookie of the Year recorded 752 stolen bases during his career, which ranks sixth all-time in MLB history and tops among players with 13 or fewer seasons. He is also the only player in Major League history to steal over 100 bases in three consecutive seasons (1985-87), a feat he accomplished during his first three big league seasons while playing for St. Louis.

Coleman returned to the coaching ranks in 2012 with Houston after last serving as a minor league instructor with the Cubs in 2004. The Jacksonville, FL native was originally drafted by the Cardinals in the 10th round of the June 1982 draft out of Florida Agricultural and Mechanical University (FAMU).



MICHAEL RENDON

ATHLETIC TRAINER, QUAD CITIES

Michael Rendon begins his first season as the athletic trainer at Quad Cities after spending two seasons as the athletic trainer with Class A Short Season Tri-City (2012-13). In 2011, Rendon served as Rookie Level Greeneville's athletic trainer. Prior to joining the Astros, Rendon worked for the Southern Illinois University Clinical Experiences, assisting with the rehabilitation and treatment of injured student athletes. Rendon also completed two internships with the athletic training staff for the Springfield Cardinals, the Double A affiliate for St. Louis.

A 2010 graduate of the Southern Illinois University, Rendon earned his bachelor's degree in athletic training. Michael and his wife Destinee reside in Du Quoin, Illinois with their son Adrian.



JAMES McNICHOL

STRENGTH COACH, QUAD CITIES

James McNichol returns to the Astros for his second season after spending 2013 as a strength coach with the Astros Gulf Coast League affiliate. Prior to joining the Astros, McNichol worked for the National Basketball Academy in Orlando, FL for four years.

McNichol received both his bachelor's and master's degrees from the University of Central Florida, where he majored in sports & fitness, and applied exercise physiology, respectively. He is a certified strength and conditioning specialist (CSCS).

SCOUTING & PLAYER DEVELOPMENT

2014 Quad Cities River Bandits Schedule

S	M	TU	W	TH	F	S
APRIL						
		1	2	3 KC 7:00pm	4 KC 7:00pm	5 KC 6:00pm
6 KC 1:15pm	7 OFF	8 @LAN 6:05pm	9 @LAN 6:05pm	10 @LAN 6:05pm	11 @GL 5:05pm	12 @GL 5:05pm
13 @GL 2:05pm	14 WM 7:00pm	15 WM 7:00pm	16 WM 7:00pm	17 SB 7:00pm	18 SB 7:00pm	19 SB 6:00pm
20 OFF	21 @CLI 6:30pm	22 @CLI 12:30pm	23 @CLI 12:30pm	24 @CLI 6:30pm	25 @PEO 6:30pm	26 @PEO 1:00pm
27 @PEO 2:00pm	28 CLI 7:00pm	29 CLI 11:00am	30 CLI 7:00pm			

S	M	TU	W	TH	F	S
MAY						
				1 CLI 7:00pm	2 @BEL 6:30pm	3 @BEL 2:00pm
4 @BEL 2:00pm	5 CR 7:00pm	6 CR 11:00am	7 CR 7:00pm	8 BEL 7:00pm	9 BEL 7:00pm	10 BEL 6:00pm
11 OFF	12 @WIS 6:35pm	13 @WIS 6:35pm	14 @WIS 6:35pm	15 @KC 6:30pm	16 @KC 6:30pm	17 @KC 6:30pm
18 @KC 1:00pm	19 BUR 7:00pm	20 BUR 11:00am	21 BUR 7:00pm	22 CR 7:00pm	23 CR 7:00pm	24 CR 6:00pm
25 @BUR 2:00pm	26 @BUR 2:00pm	27 @BUR 6:30pm	28 BEL 7:00pm	29 BEL 7:00pm	30 BEL 7:00pm	31 @WIS 6:35pm

S	M	TU	W	TH	F	S
JUNE						
1 @WIS 1:05pm	2 @WIS 12:05pm	3 OFF	4 @BUR 6:30pm	5 @BUR 6:30pm	6 @BUR 6:30pm	7 PEO 6:00pm
8 PEO 1:15pm	9 PEO 7:00pm	10 @CR 6:35pm	11 @CR 6:35pm	12 @CR 6:35pm	13 WIS 7:00pm	14 WIS 6:00pm
15 WIS 1:15pm	Tuesday, June 17 MWL ALL-STAR GAME Comstock Park, Mich.			19 PEO 7:00pm	20 PEO 7:00pm	21 PEO 6:00pm
22 PEO 5:00pm	23 OFF	24 @CLI 6:30pm	25 @CLI 6:30pm	26 @CLI 6:30pm	27 @PEO 7:00pm	28 @PEO 6:30pm
29 @PEO 2:00pm	30 @PEO 7:00pm					

S	M	TU	W	TH	F	S
JULY						
		1 @BEL 7:00pm	2 @BEL 7:00pm	3 @BEL 7:00pm	4 WIS 7:00pm	5 WIS 6:00pm
6 WIS 5:00pm	7 OFF	8 KC 7:00pm	9 KC 7:00pm	10 KC 7:00pm	11 @WIS 7:05pm	12 @WIS 6:35pm
13 @WIS 1:05pm	14 @WIS 12:05pm	15 OFF	16 FW 7:00pm	17 FW 7:00pm	18 FW 7:00pm	19 LC 6:00pm
20 LC 5:00pm	21 LC 1:00pm	22 OFF	23 @DAY 6:00pm	24 @DAY 6:00pm	25 @DAY 6:00pm	26 @BG 7:05pm
27 @BG 2:05pm	28 @BG 12:05pm	29 CLI 7:00pm	30 CLI 7:00pm	31 CLI 7:00pm		

S	M	TU	W	TH	F	S
AUGUST						
					1 @KC 6:30pm	2 @KC 6:30pm
3 @KC 1:00pm	4 BUR 7:00pm	5 BUR 7:00pm	6 BUR 7:00pm	7 BEL 7:00pm	8 BEL 7:00pm	9 BEL 6:00pm
10 BEL 5:00pm	11 OFF	12 @KC 6:30pm	13 @KC 6:30pm	14 @KC 6:30pm	15 BUR 7:00pm	16 BUR 6:00pm
17 BUR 1:15pm	18 @CR 6:35pm	19 @CR 6:35pm	20 @CR 6:35pm	21 @BEL 7:00pm	22 @BEL 7:00pm	23 @BEL 7:00pm
24 CR 1:15pm	25 CR 7:00pm	26 CR 7:00pm	27 CLI 7:00pm	28 CLI 7:00pm	29 CLI 7:00pm	30 @BUR 6:30pm
31 @BUR 2:00pm						

S	M	TU	W	TH	F	S
	1 @BUR 2:00pm	2 OFF	3 Playoffs	4 Playoffs	5 Playoffs	6 Playoffs
7 Playoffs	8 Playoffs	9 OFF	10 Playoffs	11 Playoffs	12 OFF	13 Playoffs
14 Playoffs	15 Playoffs					

All game times listed are
Central, tentative and
SUBJECT TO CHANGE

HOME
GAMES
ROAD
GAMES

All Games Live at www.RiverBandits.com

EASTERN DIVISION

BG – Bowling Green Hot Rods (TB)
DAY – Dayton Dragons (CIN)
FW – Fort Wayne TinCaps (SD)
GL – Great Lakes Loons (LAD)
LC – Lake County Captains (CLE)
LAN – Lansing Lugnuts (TOR)
SB – South Bend Silver Hawks (ARZ)
WM – West Michigan Whitecaps (DET)

WESTERN DIVISION

BEL – Beloit Snappers (OAK)
BUR – Burlington Bees (LAA)
CR – Cedar Rapids Kernels (MIN)
CLI – Clinton LumberKings (SEA)
KC – Kane County Cougars (CHC)
PEO – Peoria Chiefs (STL)
QC – Quad Cities River Bandits (HOU)
WIS – Wisconsin Timber Rattlers (MIL)

SCOUTING & PLAYER DEVELOPMENT



SHORT SEASON A NEW YORK-PENN LEAGUE

TRI-CITY VALLEYCATS

Affiliate year (first):..... 13th (2002)
Stadium: Joseph L. Bruno Stadium
Capacity/Year Open:..... 4,500/2002

PO Box 694 • Troy, NY 12181

(518) 629-2287 • (518) 629-2299 (fax) • tcvalleycats.com

TRI-CITY IN 2013

Record: 44-32
Finish: 1st

MANAGER

Ed Romero

TRI-CITY STAFF

Owner:..... William L. Gladstone
Vice President/GM: Rick Murphy
Pitching Coach: Chris Holt
Hitting Coach: Russ Steinhorn
Trainer:..... Corey O'Brien

PR CONTACT

Chris Chenes
chrischenes@tcvalleycats.com
(518) 629-2287

TRI-CITY PDC: The Astros current Player Development Contract with the ValleyCats runs through the 2014 season.

2013 SEASON: After closing out the regular season with their second consecutive division title, the Tri-City ValleyCats stormed through the playoffs and won the New York-Penn League Championship. Tri-City has now won the NYPL title twice in the last four seasons, and has made the championship series in three of the last four years.

DEALIN': The ValleyCats were one of the top pitching teams in the NYPL in 2013, leading the league in WHIP (1.14) while ranking second in strikeouts (619). The staff ranked second in all of the minor leagues in strikeout to walk ratio (3.84) while posting a 2.98 ERA.

BE LIKE MIKE: RHP **Michael Feliz** led the NYPL with a 1.96 ERA and ranked third with 78 strikeouts. The Dominican native carried his impressive season into the playoffs, where he went 1-0 with a 1.42 ERA (2ER/12.2IP) and 13 strikeouts.

BIG DEBUT: The first overall selection in the 2013 draft, RHP **Mark Appel**, made his professional debut with the ValleyCats in a start on July 5. Appel made two starts with Tri-City before receiving a promotion to Class A Quad Cities.

PLATE PRESENCE: After hitting .207 in his first 26 professional games, IF **Conrad Gregor** hit .331 (59x178) with 11 doubles, three homers, 27 RBI and an .860 OPS (.405 OBP/.455 SLG) over his final 48 games of the season. Taken by the Astros with their fourth round pick in the 2013 draft out of Vanderbilt University, Gregor finished second in the NYPL in walks (37) and tied for third in hits (78).

SAVING THE DAY: RHP **Gonzalo Sanudo** played at three levels in the Astros system in 2013 (Double A, Class A Short Season, Rookie) but helped the ValleyCats win the NYPL title by recording a save in each of the club's four postseason victories (2.57 ERA). After getting acquired by the Astros in a trade with the Twins in March, Sanudo tossed 13.0 scoreless innings with 20 strikeouts and just one walk in nine regular season outings (8 saves) with Tri-City.



Mark Appel

credit Greg Fisher

SCOUTING & PLAYER DEVELOPMENT

2013 TRI-CITY VALLEYCATS STATISTICS

BATTERS	AVG	G	AB	R	H	2B	3B	HR	RBI	BB	SO	SB	CS	OBP	SLG	SF	SH	HB	E
Alvarez, Luis	.303	12	33	4	10	3	0	1	2	4	3	1	0	.395	.485	0	1	1	2
Booth, Brett	.244	26	82	6	20	3	0	0	5	10	16	0	0	.344	.280	1	0	3	2
Carnahan, Jon	.000	3	2	0	0	0	0	0	0	0	1	0	0	.000	.000	0	0	0	0
*Dineen, Ryan	.228	52	162	19	37	4	0	1	15	23	31	3	5	.332	.272	2	3	3	8
Fernandez, Jose	.174	7	23	1	4	0	0	0	1	3	6	1	0	.269	.174	0	0	0	2
Genoves, Ernesto	.196	37	107	14	21	5	0	2	8	11	25	0	0	.275	.299	1	4	1	3
*Gregor, Conrad	.289	74	270	36	78	12	1	4	35	37	43	2	2	.379	.385	3	3	4	3
*Gulbransen, Dan	.397	15	58	15	23	5	0	3	13	3	8	2	0	.426	.638	0	0	0	0
*Kemmer, Jon	.221	65	199	29	44	7	1	4	16	17	41	1	2	.304	.327	1	1	7	0
*Kemp, Anthony	.282	48	177	25	50	7	2	1	13	21	29	17	9	.355	.362	4	1	1	3
Lindauer, Thomas	.073	22	41	6	3	1	0	1	2	1	11	0	0	.095	.171	0	2	0	1
Marte, Ydarqui	.200	4	5	0	1	0	0	0	1	0	2	0	0	.200	.200	0	0	0	0
Martinez, Michael	.225	59	213	22	48	7	0	11	35	16	55	0	0	.291	.413	3	0	5	2
Mayfield, Jack	.220	26	91	13	20	3	0	1	7	1	18	1	1	.258	.286	1	1	4	6
#Mejia, Yonathan	.182	3	11	0	2	1	0	0	0	0	3	0	0	.182	.273	0	0	0	0
*Mitchell, Ronnie	.256	59	203	22	52	11	2	2	30	18	31	6	4	.317	.360	2	0	1	1
#Moon, Chan	.263	65	179	21	47	5	4	0	14	16	38	12	1	.327	.335	2	5	2	15
*Nelubowich, Adam	.185	41	81	7	15	2	0	0	7	5	18	1	0	.244	.210	2	2	2	6
*Ramsay, James	.289	69	252	40	65	5	4	4	22	29	32	7	5	.346	.357	0	7	5	0
Rodriguez, Jake	.209	32	86	6	18	4	0	1	10	10	31	0	1	.320	.291	0	0	4	3
Toney, D'Andre	.219	47	128	19	28	7	2	2	12	10	31	13	2	.290	.352	3	3	4	4
White, Tyler	.286	28	112	19	32	2	0	3	25	13	9	1	0	.362	.384	1	0	1	4
TEAM TOTAL	.246	76	2515	324	618	94	16	41	273	248	482	68	32	.322	.345	26	33	48	73

* - left-handed hitter

- switch hitter

Year	Team	W	L	ERA	G	GS	CG	SHO	SV	IP	H	R	ER	HR	HB	BB	SO	WP	BK	AVG
Appel, Mark	0	0	3.60	2	2	0	0	0	0	5.0	6	2	2	0	0	0	6	1	0	.300
Basford, Charles	3	0	2.73	19	0	0	0	0	0	26.1	25	10	8	1	2	13	26	4	0	.255
Brunnemann, Tyler	0	1	0.90	9	0	0	0	2	10.0	4	1	1	1	0	1	11	0	0	0	.125
Bushue, Tanner	3	4	5.14	13	7	0	0	0	49.0	40	29	28	7	5	13	40	4	0	0	.223
Christensen, Patrick	1	1	3.86	14	0	0	0	2	14.0	12	6	6	2	1	0	16	0	0	0	.231
Comer, Kevin	2	5	4.93	15	7	0	0	1	45.2	50	28	25	2	1	18	44	4	0	0	.273
*Cotton, Chris	3	3	1.74	8	6	0	0	0	31.0	32	11	6	1	1	2	21	1	0	0	.264
Dando, Zachary	1	0	0.00	5	0	0	0	0	10.0	9	0	0	0	0	0	3	2	0	0	.257
*Fant, Randall	1	3	3.65	13	6	0	0	1	44.1	51	20	18	1	4	10	31	3	1	0	.287
Feliz, Michael	4	2	1.96	14	10	0	0	1	69.0	53	19	15	2	3	13	78	4	0	0	.209
Frias, Edison	1	0	4.09	3	2	0	0	0	11.0	12	5	5	0	1	2	7	1	0	0	.279
Garcia, Christian	0	0	0.00	2	0	0	0	0	2.0	2	0	0	0	0	0	2	2	0	0	.250
Gonzalez, Edgar	0	0	0.00	1	1	0	0	0	1.0	0	0	0	0	0	0	1	0	0	0	.000
*Grills, Evan	7	1	3.34	16	8	0	0	0	62.0	66	28	23	4	6	12	54	1	0	0	.265
Hess, Justin	0	0	13.50	2	0	0	0	0	1.1	4	2	2	1	0	2	1	1	0	0	.500
Holley, Krishawn	1	0	4.00	5	0	0	0	0	9.0	8	4	4	2	0	4	8	2	0	0	.229
Houser, Adrian	0	4	3.42	14	9	0	0	0	50.0	57	25	19	1	5	10	39	6	0	0	.291
Lo, Chia-Jen	0	0	4.50	6	0	0	0	4	6.0	5	3	3	1	0	1	12	0	0	0	.217
*Minnis, Albert	2	1	2.57	14	0	0	0	0	14.0	12	4	4	1	0	4	9	1	0	0	.231
Morton, Zach	2	1	1.93	9	4	0	0	0	32.2	17	13	7	0	2	7	16	3	0	0	.152
Munnely, Chris	0	0	2.08	3	0	0	0	0	4.1	5	1	1	0	0	2	6	0	0	0	.294
*Osborne, J.D.	1	0	4.26	12	0	0	0	2	12.2	12	6	6	1	1	11	18	2	0	0	.245
Rodriguez, Richard	4	0	1.29	16	0	0	0	1	21.0	17	4	3	2	0	3	23	1	0	0	.227
Sanudo, Gonzalo	0	0	0.00	9	0	0	0	8	13.0	3	0	0	0	0	1	20	2	0	0	.070
Scribner, Troy	1	2	5.12	6	1	0	0	0	19.1	17	12	11	2	0	7	30	0	1	0	.233
Thurman, Andrew	4	2	3.86	12	5	0	0	1	39.2	43	17	17	5	3	11	43	2	0	0	.277
Walter, Andrew	1	0	2.49	14	0	0	0	2	25.1	16	8	7	2	2	3	26	3	0	0	.184
Westwood, Kyle	2	2	0.81	11	8	0	0	0	44.2	28	9	4	3	1	6	29	0	0	0	.173
TEAM TOTAL	44	32	2.98	76	76	0	5	25	673.1	606	267	223	42	38	161	619	46	2	0	.238

* - left-handed pitcher

PLAYER
DEVELOPMENT



ED ROMERO

MANAGER, TRI-CITY

Former Major Leaguer Ed Romero returns for his second stint as manager of Tri-City after leading the club to the New York-Penn League Championship title in 2013. Romero has served as a manager or coach for 21 seasons, including six with the Astros organization. He previously spent two seasons as manager of the Astros Gulf Coast League affiliate (2011-12) and one season as manager for the Rookie Level Greeneville Astros (2010). Romero spent two seasons with the Astros Major League club as the third base coach in 2008 and bench coach in 2009.

Prior to joining the Astros organization, Romero spent three seasons with the Florida Marlins (2005-07) as the organization's roving infield coordinator and eight years as a minor league manager and instructor with Milwaukee. He spent five of his eight years with the Brewers as the club's minor league infield instructor (1997, 1999-2000, 2003-04) and served as manager at Double A El Paso (1998), Double A Huntsville (2001) and Triple A Indianapolis (2002). In 2001, Romero led Huntsville to a share of the Southern League Championship.

Romero's coaching career started with the San Diego Padres organization, where he spent five seasons as a Class A manager and one as a minor league infield coordinator (1991). He has also managed seven seasons in the Puerto Rican Winter League (1994, 1996-98, 2000, 2003-04).

From 1977-90, Romero played in 730 Major League games for four clubs: Milwaukee (1977-85, 1989), Boston (1986-89), Atlanta (1989) and Detroit (1990). A native of San Juan, Puerto Rico, he played in four American League Championship Series with Milwaukee (1981-82) and Boston (1986-88). He also played in the World Series for the Brewers in 1982 and for the Red Sox in 1986.

Romero and his wife Ivonne have two children, Eddie Jr. and Ariana K. Eddie Jr. is the Director of International Scouting for the Red Sox.

ROMERO'S RECORD AS A MANAGER

YEAR	CLUB	LEAGUE	WON	LOST	POSITION
1992	Spokane (A)	Northwest	32	44	Fourth
1993	Waterloo (A)	Midwest	54	79	Sixth
1994	Springfield (A)	Midwest	69	71	Third
1995	Clinton (A)	Midwest	51	86	Sixth
1996	Memphis (AA)	Southern	81	58	First, Division Champions
1998	El Paso (AA)	Texas	69	71	Second
2001	Huntsville (AA)	Southern	75	63	Third
2002	Indianapolis (AAA)	International	67	76	Third
2010	Greeneville (R)	Appalachian	31	35	Fourth
2011	GCL Astros (R)	Gulf Coast	20	34	Fifth, GCL East
2012	GCL Astros (R)	Gulf Coast	28	31	Third, GCL East
2013	Tri-City (A)	New York-Penn	44	32	First, Stedler Division*
Totals:			621	680	

*Won New York-Penn League Championship



CHRIS HOLT

PITCHING COACH, TRI-CITY

Chris Holt joins the Astros organization for his first season after spending two years as an associate scout with the Baltimore Orioles (2012-13). The former minor league pitcher served as pitching coordinator at the American Baseball Institute from 2011-13 and was a pitching instructor at The Winning Inning from 2013-14. Holt was the Dean and P.E. teacher for the Academy of Business and Leadership Education in St. Augustine, FL from 2008-11.

In 2004, Holt lived in Europe where he taught baseball to school kids during their physical education classes.

Holt also served as an assistant coach for his alma mater, Flagler College, from 2004-07. He was drafted by the Pirates in 2002 and pitched in one season at the Class A Short Season level in the Pittsburgh system (2002).



RUSS STEINHORN

HITTING COACH, TRI-CITY

Russ Steinhorn returns to the Astros for his second season as the ValleyCats hitting coach. Steinhorn joined the professional coaching ranks in 2013 after spending the 2012 season as an assistant coach and recruiting coordinator for the Delaware State University baseball team. In 2013, Steinhorn's ValleyCats ranked second in the New York-Penn League in walks (248) and homers (41), and third in on-base percentage (.322).

While with Delaware State in 2012, Steinhorn played a key role in directing the team's offensive and defensive strategies, and helped see the club to a 40-17-1 record. The Hornets led all of Division I baseball in 2012 with 152 hit by pitches (Louisville was the next closest team with 115) and posted the second highest on-base percentage (.423) in the NCAA.

Before joining Delaware State, Steinhorn spent the 2011 season at the University of North Carolina at Greensboro, where he was in charge of the outfielders along with assisting pitchers and hitters. He was also a camp coordinator, and assisted with recruiting, academic advisement, travel and scheduling. Prior to his stint at UNCG, Steinhorn coached for two seasons (2009-10) at Delaware State.

Steinhorn has served coaching positions with the Allegany County Nitros in the New York Collegiate Baseball League and at his alma mater, Edgewater High School in Orlando, FL.

A 2008 graduate of Southeastern University, Steinhorn earned his bachelor's degree in middle grades mathematics education with a minor in religious studies. He also owns a master's degree in sports administration from Delaware State.



COREY O'BRIEN

ATHLETIC TRAINER, TRI-CITY

Corey O'Brien begins his third season with the Astros organization and his first as the athletic trainer at Tri-City. O'Brien spent the last two seasons (2012-13) as the athletic trainer for the Rookie Level Greeneville Astros. Prior to joining the Astros, he served as the athletic trainer for the Joliet Slammers, an Independent Professional Baseball team in the Frontier League. While with the Slammers, O'Brien was a part of a championship team that won the Frontier League cup in the team's inaugural season.

O'Brien attended the University of Wisconsin – Eau Claire, where he earned his bachelor of science degree in athletic training. In the summer of 2008, he worked as an intern athletic trainer for the Rochester Honkers of the Northwoods League. In the spring of 2009, O'Brien had the opportunity to attend Spring Training with the Minnesota Twins as an intern athletic trainer. After completing his undergraduate study in 2009, he went on to attend Delta State University where he served as a graduate assistant athletic trainer working primarily with the baseball team, while also earning his master's degree in education in health, physical education and recreation.

ValleyCats

2014 SCHEDULE

	SUNDAY	MONDAY	TUESDAY	WEDNESDAY	THURSDAY	FRIDAY	SATURDAY
JUNE	8	9	10	11	12	13 CT 7pm	14 CT 7pm
	15 CT 5pm	16 LOW 7pm	17 LOW TBA	18 @VER	19 @VER	20 @LOW	21 @LOW
	22 @LOW	23 VER 7pm	24 VER 7pm	25 @LOW	26 @LOW	27 @CT	28 @CT
	29 @CT	30 @VER					
	SUNDAY	MONDAY	TUESDAY	WEDNESDAY	THURSDAY	FRIDAY	SATURDAY
JULY			1 @VER	2 @VER	3 OFF	4 LOW 6:30pm	5 LOW 7pm
	6 LOW 5pm	7 CT 7pm	8 CT 11am	9 @JAM	10 @JAM	11 @JAM	12 @WIL
	13 @WIL	14 @WIL	15 OFF MLB All-Star Game	16 ABD 7pm	17 ABD 7pm	18 ABD 7pm	19 SC 7pm
	20 SC 5pm	21 SC 7pm	22 @CT	23 @CT	24 SI 7pm	25 SI 7pm	26 SI 7pm
	27 @ABD	28 @ABD	29 @ABD	30 MV 7pm	31 MV 7pm		
	SUNDAY	MONDAY	TUESDAY	WEDNESDAY	THURSDAY	FRIDAY	SATURDAY
AUGUST						1 MV 7pm	2 BAT 7pm
	3 BAT 5pm	4 BAT 11am	5 OFF	6 @AUB	7 @AUB	8 @AUB	9 @HV
	10 @HV	11 @HV	12 HV 7pm	13 HV 7pm	14 HV 7pm	15 @SI	16 @SI
	17 @SI	18 OFF	19 NYPL All-Star Game @BRK	20 VER 7pm	21 VER 7pm	22 @BRK	23 @BRK
	24 @BRK	25 VER 7pm	26 VER 7pm	27 VER 7pm	28 BRK 7pm	29 BRK 7pm	30 BRK 7pm
	31 @VER						
	SUNDAY	MONDAY	TUESDAY	WEDNESDAY	THURSDAY	FRIDAY	SATURDAY
SEPTEMBER		1 @VER	2 OFF	3 NYPL Playoffs	4 NYPL Playoffs	5 NYPL Playoffs	6 NYPL Playoffs
	7 NYPL Playoffs (If nec.)	8 NYPL Playoffs (If nec.)	9	10	11	12	13



McNamara Division

ABD- Aberdeen IronBirds (Orioles)
BRK- Brooklyn Cyclones (Mets)
HV- Hudson Valley Renegades (Rays)
SI- Staten Island Yankees (Yankees)

Pinckney Division

AUB- Auburn Doubledays (Nationals)
BAT- Batavia Muckdogs (Marlins)
JAM- Jamestown Jammers (Pirates)
MV- Mahoning Valley Scrappers (Indians)
SC- State College Spikes (Cardinals)
WIL- Williamsport Crosscutters (Phillies)

Stedler Division

CT- Connecticut Tigers (Tigers)
LOW- Lowell Spinners (Red Sox)
TRI- Tri-City ValleyCats (Astros)
VER- Vermont Lake Monsters (Athletics)



FOR TICKET INFORMATION AND MORE:
(518) 629-2287

TCVALLEYCATS.COM



SCOUTING & PLAYER DEVELOPMENT



ROOKIE LEVEL APPALACHIAN LEAGUE

GREENEVILLE ASTROS

Affiliate year (first):..... 11th (2004)
Stadium: Pioneer Park
Capacity/Year Open:..... 2,500/2004

GREENEVILLE IN 2013

Record:38-30
Finish:2nd

MANAGER

Josh Bonifay

GREENEVILLE STAFF

Owner:..... Houston Astros
GM: David Lane
Pitching Coach: Josh Miller
Hitting Coach:..... Cesar Cedeno
Trainer:..... John Gregorich

PR CONTACT

Hunter Reed
hreed@astros.com
(423) 638-0411

PO Box 5192 • 135 Shiloh Road • Greenville, TN 37743
(423) 638-0411 • (423) 638-9450 (fax) • greenvilleastros.com

2013 SEASON: The Greenville Astros finished with the second-best record in club history at 38-30 and made it all the way to the Appalachian League Championship Series before falling to Pulaski, 2-0 in the 3-game set.

MANAGER OF THE YEAR: In his first-ever season as a manager, Greenville skipper **Josh Bonifay** earned Appalachian League Manager of the Year honors, becoming just the second Greenville manager all-time to receive the honor as Tim Bogar won the award in Greenville's inaugural season (2004). In addition to making the postseason, the Astros set a club record for wins in July by going 21-9 during the month. The club also put together the two longest winning streaks in club history under Bonifay's watch, winning 10 straight games from July 11-21 and seven straight games from June 26-July 4.

MATHIS NAMED MVP: **OF Tanner Mathis** received Greenville's 2013 MVP Award after setting a club record with 44 walks while leading the squad in hits (52), runs (30) and stolen bases (7). His 44 walks led the Appalachian League while his .415 OBP ranked second.

RESILIENT 'STROS: In the Appalachian League Semifinals, Greenville lost the first game of the series to Kingsport before winning two consecutive elimination games. The club was down to their final strike with two outs in the 9th inning during Game 3 when **OF Brett Phillips** sparked a five-run rally with a two-out, RBI-double that tied the game at 3-3.

ASTRONOTES: **OF Marc Wik** led the Appalachian League in OBP (.433). **RHP Fredrick Tiburcio** led the club in innings (55.2) and ranked fifth in the Appalachian League in ERA (2.43). **RHP Raul Rivera** walked just one batter in 21.0 innings with 21 strikeouts. **RHP Jandel Gustave** struck out 49 in 43.2 innings. **LHP Jordan Mills** (28th round; 2013 draft) went 5-1 with a 2.08 ERA, walking 13 in 47.2 innings.

PLAYER
DEVELOPMENT

Astros Advance to the Championship Series!



credit Hunter Reed

SCOUTING & PLAYER DEVELOPMENT

2013 GREENEVILLE ASTROS STATISTICS

BATTERS	AVG	G	AB	R	H	2B	3B	HR	RBI	BB	SO	SB	CS	OBP	SLG	SF	SH	HB	E
#Borchering, Bobby	.259	17	58	7	15	4	0	2	4	10	15	0	1	.368	.431	0	0	0	3
*Gingras, Ricky	.275	16	51	10	14	1	0	3	12	9	12	0	0	.383	.471	0	0	0	1
#Gomez, Edwin	.208	34	120	19	25	5	1	1	11	17	41	0	1	.326	.292	0	3	4	0
Gonzalez, Alfredo	.240	33	104	19	25	4	1	2	10	14	24	5	1	.342	.356	0	0	2	3
Gonzalez, Wallace	.172	30	93	8	16	7	0	1	7	8	46	0	2	.252	.280	0	0	2	4
*Hipp, Parker	.159	24	63	3	10	2	0	0	7	11	13	3	1	.280	.190	1	0	0	6
*Holberton, Brian	.257	37	120	20	27	6	0	5	16	26	21	2	1	.380	.400	0	0	4	2
*Ibanez, Angel	.239	33	113	14	27	6	0	0	12	10	31	0	0	.302	.292	2	2	1	7
Lindauer, Thomas	.247	29	97	16	24	7	0	0	10	7	28	0	2	.306	.320	2	2	2	8
*Mathis, Tanner	.277	60	188	30	52	3	0	1	14	44	14	7	6	.425	.309	2	7	6	3
Mayfield, Jack	.255	29	94	12	24	5	0	3	11	9	19	2	2	.336	.404	1	4	3	3
McDonald, Chase	.245	46	155	20	38	6	1	6	33	19	38	0	1	.341	.413	1	0	4	3
Moronta, Cristian	.229	11	35	4	8	1	1	0	2	2	9	2	1	.289	.314	0	2	1	2
*Ovando, Ariel	.216	51	171	25	37	8	0	4	21	23	46	0	1	.310	.333	2	0	1	1
*Phillips, Brett	.247	29	85	9	21	7	1	0	9	17	21	4	3	.371	.353	2	8	1	0
Reynoso, Luis	.250	1	4	0	1	0	0	0	0	0	1	0	0	.250	.250	0	0	0	0
Rivera, Darwin	.211	40	152	14	32	8	0	2	15	12	34	0	1	.275	.303	1	0	2	16
Santana, Juan	.234	60	214	26	50	8	0	3	30	18	37	3	0	.292	.313	3	12	1	11
Solano, Jose	.091	7	22	1	2	0	0	0	1	7	0	0	0	.167	.091	0	1	1	2
White, Tyler	.344	18	64	10	22	3	0	2	12	7	8	2	0	.411	.484	1	0	1	2
*Wik, Marc	.266	48	139	22	37	4	2	0	9	40	26	1	4	.433	.324	0	3	1	0
TEAM TOTAL	.237	68	2142	289	507	95	7	35	246	304	491	31	28	.339	.337	18	44	37	82

* - left-handed hitter

- switch hitter

Year	Team	W	L	ERA	G	GS	CG	SHO	SV	IP	H	R	ER	HR	HB	BB	SO	WP	BK	AVG
	Abreu, Alan	0	0	4.50	1	0	0	0	0	2.0	2	2	1	1	0	0	3	0	0	.222
	Brunnemann, Tyler	2	0	4.66	14	0	0	0	1	19.1	18	10	10	0	3	5	28	0	1	.257
	Chrismon, Austin	3	1	3.06	11	2	0	0	1	32.1	25	13	11	3	4	8	24	1	3	.205
	Connolly, Ryan	1	2	5.22	20	0	0	0	0	29.1	37	23	17	0	3	12	20	0	2	.303
	*Ferguson, Kevin	0	1	12.54	6	0	0	0	0	9.1	14	13	13	2	1	6	6	0	0	.350
	Franco, Enderson	2	5	5.05	12	12	0	0	0	51.2	58	35	29	4	5	18	41	2	2	.275
	Frias, Edison	3	3	3.09	9	8	0	0	0	46.2	49	21	16	2	1	7	37	1	4	.272
	Garcia, Christian	2	1	5.85	16	0	0	0	0	32.1	32	22	21	2	2	16	31	0	3	.254
	Gustave, Jandel	2	3	2.68	10	10	0	0	0	43.2	38	23	13	2	4	23	49	0	2	.235
	Holley, Krishawn	3	2	2.41	18	0	0	0	1	33.2	32	13	9	0	0	12	33	1	3	.244
	*Kessay, Sebastian	1	0	3.12	13	3	0	0	0	17.1	16	7	6	3	0	9	20	1	1	.242
	*Lee, Chris	2	2	3.10	11	10	0	0	0	49.1	37	20	17	3	5	17	54	1	4	.207
	*Mills, Jordan	5	1	2.08	14	6	0	0	2	47.2	36	14	11	2	1	13	43	0	3	.216
	Montero, Jose	0	0	2.84	3	1	0	0	0	6.1	3	2	2	0	0	4	10	0	3	.143
	Munnally, Chris	2	1	0.53	10	0	0	0	0	17.0	4	2	1	1	0	7	24	0	0	.070
	Ordosgoitti, Luis	1	0	0.90	2	2	0	0	0	10.0	9	3	1	0	1	4	6	0	1	.237
	*Osborne, J.D.	0	0	0.00	8	0	0	0	6	14.0	10	0	0	0	1	6	22	0	1	.196
	Ramirez, Francis	0	1	8.22	2	2	0	0	0	7.2	11	8	7	1	1	4	10	0	2	.355
	Ramirez, Gerardo	1	0	4.26	12	0	0	0	0	19.0	22	9	9	1	2	5	24	0	1	.289
	Rivera, Raul	4	3	2.14	12	0	0	0	0	21.0	18	10	5	2	1	1	21	0	0	.222
	Sanudo, Gonzalo	1	2	1.29	18	0	0	0	11	21.0	11	3	3	1	0	1	30	0	0	.153
	Scribner, Troy	0	0	0.00	2	1	0	0	0	5.0	4	0	0	0	0	4	6	0	1	.222
	Tiburcio, Frederick	3	2	2.43	12	11	0	0	0	55.2	42	18	15	2	2	19	51	0	4	.213
TEAM TOTAL		38	30	3.30	68	68	0	4	22	591.1	528	271	217	32	37	201	593	7	41	.237

* - left-handed pitcher

SCOUTING & PLAYER DEVELOPMENT

GREENEVILLE ASTROS STAFF



JOSH BONIFAY

MANAGER, GREENEVILLE

Josh Bonifay returns to Greeneville for his second season as manager, a year after leading the Astros to a 38-30 record and a berth in the Appalachian League Championship Series. In what was his first ever season as a manager, Bonifay won the 2013 Appalachian League Manager of the Year Award as the Astros posted their second-best record in club history under his watch. Bonifay became the second Greeneville manager ever to win the award, joining Tim Bogar who received the honor during the club's inaugural season in 2004.

In addition to making the postseason in 2013, the Astros set a club record for wins in July by going 21-9 during the month. Greeneville also put together the two longest winning streaks in club history, winning 10 straight games from July 11-21 and seven straight games from June 26-July 4.

An eight-year minor league veteran, Bonifay began his coaching career as a player/coach in the Pirates organization (2007-09) before joining Houston in 2011. He served as the hitting coach for Greeneville in 2011, and spent the 2012 season as the hitting coach for Class A Lexington. While with the Legends, Bonifay was named to the South Atlantic League Postseason All-Star Team as a coach.

Bonifay played in 812 minor league games in his career, which included a stint with Double A Corpus Christi in 2006. He was originally selected by the Pirates out of UNC-Wilmington in the 24th round of the June 1999 draft. He posted a .284 batting average with 133 homers and 516 RBI in his career.

A native of Asheville, NC, Bonifay is the son of former Pittsburgh Pirates general manager and Reds special assistant to the general manager Cam Bonifay. Josh and his wife, Tiffany, reside in Cornelius, NC and are expecting their first child in July.

BONIFAY'S RECORD AS A MANAGER

YEAR	CLUB	LEAGUE	WON	LOST	POSITION
2013	Greeneville	Appalachian	38	30	Second



JOSH MILLER

PITCHING COACH, GREENEVILLE

Josh Miller is entering his second season as Greeneville's pitching coach. Miller spent two years (2011-12) as a pro scout for the Astros before beginning his coaching career with Greeneville in 2013. Miller played in the minor leagues for seven seasons in the Phillies (2001-2003) and Astros (2005-08) organizations, and also spent time in the independent leagues (2004-05, 2009-10). While at Double A Corpus Christi in 2006, Miller was teammates with Greeneville Manager Josh Bonifay.

Miller was originally drafted by Philadelphia in the 32nd round of the June 2001 draft out of North Carolina State University. During his 10 combined seasons in the minors and independent leagues, Miller posted a 67-55 record and a 4.01 ERA.

GREENEVILLE ASTROS STAFF



CESAR CEDENO

HITTING COACH, GREENEVILLE

Former Major Leaguer and Astros legend César Cedeño returns to the Astros organization for his third season as Greenville's hitting coach. In 2012, Cedeño joined the Astros in a full-time capacity for the first time since 2001.

The former outfielder played 12 seasons (1970-81) with the Astros, collecting five Gold Glove Awards while appearing in four All-Star games. During his 17-year Major League career, Cedeño played with the Astros, Reds (1982-85), Cardinals (1985) and Dodgers (1986), and hit .285 (2087x7310) with 436 doubles, 60 triples, 199 homers, and 550 stolen bases in 2006 career games. In 1970, Cedeño finished fourth in the National League Rookie of the Year voting after hitting .310 with 21 doubles and 17 steals in his debut with Houston. Cedeño received MVP votes in five seasons (1972-74, 1976, 1980) and stole 50 bases or more in six consecutive seasons (1972-77). Signed by Houston as a 16-year-old non-drafted free agent out of the Dominican Republic, Cedeño set club records for total bases, slugging percentage and steals in a season during his tenure with the Astros.

Following his playing career, Cedeño served as a coach or instructor for the Houston organization for 10 seasons (1990-94, 1997-2001). Prior to being named Greenville's hitting coach in 2012, his last full-time coaching stint was in 2009 with the Washington Nationals.



JOHN GREGORICH

TRAINER, GREENEVILLE

John Gregorich joins the Astros organization for the 2014 season as Greenville's athletic trainer. Prior to joining the Astros, Gregorich served as a sports medicine intern for the Cleveland Indians during the 2013 season. During the 2012 season, he interned with the Class A Lake County Captains of the Indians organization where he assisted the training staff. Gregorich also served as a graduate student football athletic trainer for the University of Tennessee at Chattanooga during the 2012 football season.

Gregorich received his Masters of Science degree in athletic training from the University of Tennessee at Chattanooga in 2013. He received his bachelor's degree in exercise science from Bellarmine University in Louisville, KY.

SCOUTING & PLAYER DEVELOPMENT



2014 SEASON SCHEDULE

PLAYER
DEVELOPMENT

JUNE						
SUN	MON	TUE	WED	THR	FRI	SAT
1	2	3	4	5	6	7
8	9	10	11	12	13	14
15	16	17	18	19 7:00p	20 7:00p	21 6:00p
22 6:00p	23 7:00p	24 7:00p	25	26	27	28
PRN	PRN	PRN	DAN	DAN	DAN	BUR
29	30					
BUR	BUR					

JULY						
SUN	MON	TUE	WED	THR	FRI	SAT
		1	2	3	4 7:00p	5 6:00p
		KNG		KNG	KNG	KNG
6 6:00p	7	8	9 7:00p	10 7:00p	11 7:00p	12 6:00p
BRS	BRS	BRS	JC	JC	JC	PUL
13 6:00p	14 7:00p	15	16	17	18	19 6:00p
PUL	PUL		BLU	BLU	BLU	DAN
20 6:00p	21 7:00p	22	23	24 7:00p	25 7:00p	26
DAN	DAN	KNG	KNG	KNG	BRS	BRS
27 6:00p	28	29	30	31 7:00p		
BRS	ELZ	ELZ	ELZ	JC		

AUGUST						
SUN	MON	TUE	WED	THR	FRI	SAT
					1 7:00p	2 6:00p
					JC	JC
3 6:00pm	4 7:00p	5 7:00p	6	7	8	9
BRS	BRS	BRS			PUL	PUL
10 6:00pm	11 7:00p	12 7:00p	13	14	15	16
BUR	BUR	BUR	ELZ	ELZ	ELZ	KNG
17 6:00p	18	19	20	21 7:05p	22 7:05p	23 7:05p
KNG	KNG	KNG		PRN	PRN	PRN
24 6:00pm	25 7:00pm	26 7:00pm	27	28	29	30
BLU	BLU	BLU	JC	JC	JC	
31						

Appalachian League Team Guide	
BLU	Bluefield Blue Jays
BRS	Bristol White Sox
BUR	Burlington Royals
DAN	Danville Braves
ELZ	Elizabethton Twins
JC	Johnson City Cardinals
KNG	Kingsport Mets
PRN	Princeton Rays
PUL	Pulaski Mariners

HOME AWAY

SCOUTING & PLAYER DEVELOPMENT



ROOKIE GULF COAST LEAGUE

GULF COAST LEAGUE ASTROS

Affiliate year (first):.....Sixth (2009)
Stadium:.....Osceola County Stadium
Capacity/Year Open:.....5,300/1985

GCL ASTROS IN 2013

Record:27-33
Finish:3rd

MANAGER

Marty Malloy

GCL ASTROS STAFF

GM: Jay Edmiston
Pitching Coach: Hector Mercado
Hitting Coach:..... Ramon Vazquez
Coach:..... Gordy Mackenzie
Trainer:..... Christian Bermudez
Strength:..... Julio Diaz

Osceola County Stadium • 1000 Bill Beck Boulevard • Kissimmee, FL 34744
(321) 697-3200 • (321) 697-3199 (fax)

2013 SEASON: The Gulf Coast League Astros ended the season with a 27-33 record and a third place finish in the GCL East standings.

SLUGFEST: IF **Jose Solano** slugged .507 in 41 games with the GCL Astros, which ranked fifth in the league (min. 150 PA). He also shared a tie for the league lead in homers (6) while accumulating nine doubles and one triple with a .349 on-base percentage.

THE BIG Y: Switch-hitting IF **Yonathan Mejia** led the Astros and ranked fifth in the GCL with a .324 batting average. His 19 doubles, 17 hits and 97 total bases led the circuit while his 32 RBI ranked tied for fifth. Mejia was named to the GCL All-Star team as a DH.

PRO TRANSITION: Astros 2013 third round draft pick, LHP **Kent Emanuel**, began his professional career in the GCL this summer. He made four appearances, tossing 9.0 scoreless innings with six hits, two walks and eight strikeouts. The lefty was taken by Houston out of the University of North Carolina, where he was the ACC Pitcher of the Year and the Friday night starter for the top ranked team in the nation during the spring.

THE GROVE: While his ERA didn't show it (4.41), towering right-hander **Joe Musgrove** got back on track in 2013, striking out 30 batters and walking just four in 32.2 innings. He then moved up to Greenville, where he tossed 4.0 scoreless innings in the club's first playoff game against Kingsport. The former first round pick (41st overall, 2011) was acquired by Houston in the 10-player trade with Toronto in 2012.

2013 GCL ASTROS STATISTICS

BATTERS	AVG	G	AB	R	H	2B	3B	HR	RBI	BB	SO	SB	CS	OBP	SLG	SF	SH	HB	E
#Batista, Jean	.280	24	93	17	26	3	6	3	15	1	16	1	0	.295	.538	0	0	1	0
Booth, Brett	.308	16	52	6	16	3	1	1	11	8	11	1	0	.431	.462	1	0	4	1
#Clements, Brett	.222	19	45	5	10	1	0	0	2	5	16	1	0	.340	.244	0	0	3	1
Coa, Pedro	.133	26	60	4	8	2	0	0	5	5	12	0	0	.232	.167	1	1	3	2
#Crowe, Trevor	.250	2	4	0	1	0	0	0	0	0	0	0	0	1	.250	.250	0	0	0
#De La Rosa, Luis	.134	28	82	8	11	2	1	1	8	3	28	3	2	.237	.220	0	1	8	2
*Estrella, Jean	.107	8	28	1	3	0	0	0	0	3	9	1	1	.194	.107	0	0	0	4
Fernandez, Jose	.258	16	66	10	17	4	2	1	7	5	17	3	2	.310	.424	0	0	0	6
Gonzalez, Alex	.233	41	146	22	34	6	0	1	8	10	22	8	6	.296	.295	0	2	3	7
Laguna, Mesac	.214	27	84	7	18	7	1	1	14	4	25	1	0	.256	.357	1	0	1	1
Marte, Ydarqui	.247	49	146	17	36	9	0	2	15	14	30	3	1	.317	.349	2	5	2	2
*Martin, Jason	.251	50	179	35	45	8	4	0	17	29	31	11	7	.357	.341	1	4	1	1
#Mejia, Yonathan	.324	59	222	27	72	19	0	2	32	12	28	6	2	.356	.437	4	1	1	10
Nottingham, Jacob	.247	44	146	23	36	10	2	1	20	21	38	4	2	.347	.363	3	0	3	0
*Reynoso, Javaris	.197	49	152	22	30	0	2	1	15	14	53	9	5	.287	.243	0	7	5	0
Reynoso, Luis	.233	43	146	20	34	3	3	1	18	18	35	6	6	.324	.315	3	1	3	15
Roa, Hector	.143	6	21	2	3	0	1	0	2	3	8	0	0	.250	.238	0	0	0	0
Silfa, Yoel	.212	24	66	6	14	0	0	1	5	2	12	2	1	.243	.258	1	0	1	7
Solano, Jose	.300	41	140	27	42	9	1	6	28	11	30	9	3	.349	.507	1	0	0	13
White, Tyler	.365	18	63	11	23	9	0	1	15	7	7	0	2	.474	.556	1	0	7	4
*Wikoff, Brandon	.143	3	7	2	1	0	0	0	0	2	1	0	0	.400	.143	0	0	1	2
TEAM TOTAL	.246	60	1948	272	480	95	24	23	237	177	429	69	41	.321	.355	19	22	47	86

* - left-handed hitter
- switch hitter

SCOUTING & PLAYER DEVELOPMENT

2013 GCL ASTROS STATISTICS

Team	W	L	ERA	G	GS	CG	SHO	SV	IP	H	R	ER	HR	HB	BB	SO	WP	BK	AVG
Barrios, Agapito	3	7	3.44	12	12	0	0	0	52.1	55	25	20	2	3	20	38	7	3	.262
*Bircher, Joe	1	0	2.08	4	4	0	0	0	13.0	15	6	3	0	0	3	16	1	0	.300
Clements, Brett	0	0	0.00	1	0	0	0	0	0.1	0	0	0	0	0	1	0	0	.000	
Corniel, Robert	0	0	9.00	2	0	0	0	0	2.0	1	2	2	0	0	4	2	1	0	.143
Culbreth, Brandon	1	0	2.89	4	1	0	0	1	9.1	10	4	3	0	0	4	15	0	0	.270
Dando, Zachary	1	1	3.75	15	1	0	0	1	24.0	23	12	10	0	0	15	18	2	0	.250
*De Leon, Ambiorix	1	0	2.82	5	3	0	0	0	22.1	19	9	7	1	0	8	18	0	0	.229
De Los Santos, Samil	3	2	7.86	14	2	0	0	0	26.1	34	25	23	1	2	7	28	3	0	.312
*Emanuel, Kent	0	0	0.00	4	4	0	0	0	9.0	6	0	0	0	0	2	8	0	0	.188
*Ferguson, Kevin	2	0	0.82	9	0	0	0	0	11.0	7	1	1	0	0	2	9	0	0	.184
German, Devonte	0	1	14.46	7	0	0	0	0	9.1	17	15	15	0	0	11	9	9	0	.405
Gonzalez, Erick	3	5	4.00	20	0	0	0	4	27.0	29	23	12	2	3	13	19	4	0	.248
*Guduan, Reymin	0	1	4.35	10	2	0	0	0	20.2	19	16	10	3	3	10	28	2	1	.235
Heidenreich, Matt	0	0	5.73	6	1	0	0	0	11.0	12	9	7	0	1	2	7	0	1	.267
Hess, Justin	1	0	1.04	5	0	0	0	0	8.2	6	1	1	0	0	1	13	0	0	.194
*Holmes, Brian	0	0	0.00	3	3	0	0	0	10.1	3	0	0	0	0	2	17	0	0	.088
Juarez, Gerardo	0	0	1.42	2	1	0	0	0	6.1	4	1	1	0	0	3	8	1	0	.174
Lozano, Javier	2	1	5.00	13	1	0	0	0	18.0	18	18	10	1	2	15	15	2	1	.254
Montero, Jose	2	2	4.45	11	5	0	0	0	32.1	38	18	16	2	4	15	28	1	1	.306
Munnely, Chris	0	1	2.35	7	0	0	0	2	7.2	8	2	2	0	0	3	7	1	0	.258
Musgrove, Joe	1	3	4.41	11	3	0	0	0	32.2	43	22	16	1	2	4	30	3	0	.303
*Nicely, Austin	0	2	4.91	6	4	0	0	0	18.1	17	12	10	1	0	9	7	2	0	.243
Ordosgoitti, Luis	0	0	1.15	4	4	0	0	0	15.2	6	3	2	0	2	6	14	1	0	.122
Perez, Jorge	1	1	5.81	17	0	0	0	0	26.1	24	19	17	1	3	18	20	9	1	.240
Quezada, Euris	0	0	0.00	1	0	0	0	0	0.1	0	0	0	0	1	0	0	0	0	.000
Ramirez, Francis	0	1	4.94	9	7	0	0	0	31.0	28	19	17	1	3	17	30	1	0	.241
Rivera, Raul	0	0	3.09	9	0	0	0	0	11.2	13	7	4	1	0	4	9	1	0	.283
Santos, Juan	2	3	3.96	18	0	0	0	0	25.0	16	14	11	2	5	17	18	5	0	.186
Scribner, Troy	3	2	1.26	8	2	0	0	0	28.2	16	6	4	1	1	3	42	1	0	.158
TEAM TOTAL	27	33	3.91	60	60	0	2	8	510.2	487	289	222	20	35	219	473	57	8	.247

* - left-handed pitcher

GCL ASTROS STAFF



MARTY MALLOY

MANAGER, GCL ASTROS

Marty Malloy returns to the Astros for his second season with the organization and his first as the manager of the GCL Astros. This marks his first managerial position, as Malloy joined the coaching ranks in 2013 as the hitting coach for the GCL Astros. Malloy played 12 seasons in the minor leagues for the Atlanta (1992-99), Detroit (2000), Cincinnati (2001-02), St. Louis (2003) and Los Angeles Dodgers (2003) organizations, and had two stints in the Major Leagues with the Braves (1998) and Marlins (2002). Over his 12-year minor league career, Malloy posted a .284 batting average and a .349 on-base percentage in 1201 total games. In 2001, he played in the Baseball World Cup in Taiwan.



HECTOR MERCADO

PITCHING COACH, GCL ASTROS

Hector Mercado returns to the GCL Astros as pitching coach for his second consecutive season after spending 2012 as the pitching coach at Greeneville. Mercado was the pitching coach of the GCL Astros from 2010-11.

Originally selected by the Astros in the 13th round of the June 1992 draft, Mercado enjoyed a 15-year professional playing career and pitched in 112 Major League games with the Cincinnati Reds (2000-01) and the Philadelphia Phillies (2002-03). He owns a 5-4 career Major League record with a 4.56 ERA (63ER/124.2IP), while posting a 55-60 record with a 3.58 ERA (381ER/958.0IP) in 389 career minor league games.

A native of Cataño, Puerto Rico, Mercado has worked with many different cultures in baseball as he played in the United States, Japan, Taiwan and Puerto Rico prior to his coaching stint with Houston.

SCOUTING & PLAYER DEVELOPMENT

GCL ASTROS STAFF



RAMON VAZQUEZ

HITTING COACH, GCL ASTROS

Ramon Vazquez joins the Astros organization as the GCL Astros hitting coach, his first ever coaching position. Vazquez played professionally for a total of 17 years, including nine seasons in the Major Leagues with the Mariners (2001), Padres (2002-04), Red Sox (2005), Indians (2005-06), Rangers (2007-08) and Pirates (2009). In 2009, Vazquez played for Puerto Rico in the World Baseball Classic. Vazquez played at Triple A Round Rock with Houston in 2010.

Vazquez was originally selected in the 27th round of the June 1995 draft by the Mariners after attending Indian Hills Community College in Centerville, Iowa. He is currently the president of the "Juntos Dando la Mano" foundation in Puerto Rico.



GORDY MACKENZIE

COACH, GCL ASTROS

Gordy MacKenzie enters his sixth season as a coach for the Astros GCL club. He previously served as an instructor (1999-2001) and a scout (2004-2008) for the Houston organization.

Prior to joining the Astros in 1999, MacKenzie managed at various levels in the minor leagues, including managerial stops in the Washington (1966-67), New York (1970-73), Montreal (1975-76), Kansas City (1977-79), Detroit (1983-85), San Francisco (1989) and Cleveland (1995) minor league systems.



CHRISTIAN BERMUDEZ

ATHLETIC TRAINER, GCL ASTROS

Christian Bermudez returns to the Houston organization for his second season as athletic trainer with the Gulf Coast League Astros. In 2012, he served athletic training internships with the New York Yankees and Oakland Athletics organizations. Bermudez assisted the Yankees with extended Spring Training and worked with the Class A Tampa Yankees during his internship, and while with Oakland, he assisted the club's Dominican Summer League squad.

Bermudez graduated from the University of South Florida in 2012 with a bachelor of science degree in athletic training, and received his associate of arts degree in general studies from Valencia Community College in 2008.



JULIO DIAZ

STRENGTH COACH, GCL ASTROS

Julio Diaz returns to the Astros for his second season as a strength and conditioning coach and his first with the GCL Astros. In 2013, Diaz served as the strength and conditioning coach for the Class A Midwest League Champion Quad Cities River Bandits. He has served as an athletic trainer with Baseball COLICEBA (PR), the Handball Federation of Puerto Rico and the men's baseball and volleyball teams at the University of Puerto Rico.

Diaz received his bachelor of science degree in athletic therapy from the University of Puerto Rico. He is bilingual.



2014 SEASON SCHEDULE

PLAYER
DEVELOPMENT

JUNE						
SUN	MON	TUE	WED	THR	FRI	SAT
1	2	3	4	5	6	7
8	9	10	11	12	13	14
15	16	17	18	19	2012:00p	21 10:00a
22	2312:00p	2412:00p	2512:00p	2612:00p	2712:00p	2810:00a
29	3012:00p					
	PHI					

JULY						
SUN	MON	TUE	WED	THR	FRI	SAT
		1 12:00p	2 12:00p	3 12:00p	4 12:00p	5 10:00a
		PHI	NYN	NYN	TOR	TOR
6	7 12:00p	8 12:00p	9 12:00p	1012:00p	1112:00p	1211:00a
	ATL	ATL	DET	DET	NYN	NYN
13	1412:00p	1512:00p	1612:00p	1712:00p	1812:00p	1911:00a
	PIT	PIT	PHI	PHI	NYN	NYN
20	2112:00p	2212:00p	2312:00p	2412:00p	2512:00p	2610:00a
	TOR	TOR	ATL	ATL	DET	DET
27	2812:00p	2912:00p	3012:00p	3112:00p		
	NYN	NYN	PIT	PIT		

AUGUST						
SUN	MON	TUE	WED	THR	FRI	SAT
					1 12:00p	2 10:00a
					PHI	PHI
3	4 12:00p	5 12:00p	6 12:00p	7 12:00p	8 12:00p	9 10:00a
	NYN	NYN	TOR	TOR	ATL	ATL
10	1112:00p	1212:00p	1312:00p	1412:00p	1512:00p	1611:00a
	DET	DET	NYN	NYN	PIT	PIT
17	1812:00p	1912:00p	2012:00p	2112:00p	2212:00p	2310:00a
	PHI	PHI	NYN	NYN	ATL	ATL
24	2512:00p	2612:00p	2712:00p	2812:00p	29	30
	DET	DET	NYN	NYN		
31						

Gulf Coast League Team Guide	
ATL.....	GCL Braves
DET.....	GCL Tigers
NYN.....	GCL Yankees
PHI.....	GCL Phillies
PIT.....	GCL Pirates
TOR.....	GCL Blue Jays

HOME	AWAY
------	------

SCOUTING & PLAYER DEVELOPMENT



ROOKIE DOMINICAN SUMMER LEAGUE

DOMINICAN SUMMER LEAGUE ASTROS

Affiliate year (first):.....27th (1987)

Stadium:..Latin American Home of the Houston Astros

Year Open:.....2010

DSL ASTROS IN 2013

Record:39-31

Finish:3rd

MANAGER

Johan Maya

DSL ASTROS STAFF

GM: Julio Linares
Pitching Coach: Rick Aponte
Hitting Coach: Luis Mateo
Catching Instructor: Sixto Ortega
Coach: Melvi Ortega
Trainer: Ambiorix Reyes
Strength: Geremias Guzman

Latin American Home of the Houston Astros
Carretera Cruce de Guerra a Guerra, Km1, La Mojarra, Las Caobas
Santo Domingo Este, DR
(809) 526-5148

2013 SEASON: By finishing 39-31, the Astros produced their first season with a record above .500 since 2006, when the club went 36-30. It marked a 14-win improvement from 2012, as the club went 22-47 a year ago.

HEAVY HANDED: In his second professional season, **RHP Harold Arauz** was one of the premier hurlers in the DSL after going 5-0 with a 1.91 ERA. The native of Panama led the Astros in innings pitched (66.0) and led the league in fewest baserunners allowed per 9.0 innings (7.27). Arauz finished second in the DSL in WHIP (0.89) and fourth in opponent's batting average (.181), and did not allow more than three runs in any of his 16 outings.

PITCHING PROWESS: The Astros were one of the top pitching clubs in the DSL this season, leading the league in innings pitched (642.2) while ranking second in ERA (2.35) and WHIP (1.13), sixth in strikeouts (558), and tied for sixth in saves (24).

LATE-GAME LINCHPIN: **RHP Angel Heredia** (3-3, 1.18) was the Astros top bullpen piece this season. He finished tied for third in the league with 13 saves, striking out 46 batters and walking 13 in 38.0 innings of work on his way to a DSL All-Star nomination.

2013 DSL ASTROS STATISTICS

BATTERS	AVG	G	AB	R	H	2B	3B	HR	RBI	BB	SO	SB	CS	OBP	SLG	SF	SH	HB	E
Aquino, Dariel	.158	22	57	6	9	0	0	0	2	6	23	1	2	.262	.158	0	2	2	6
Avea, Marlon	.225	52	142	14	32	8	0	2	14	14	18	1	2	.353	.324	0	9	14	7
Bermejo, Jesus	.213	20	61	6	13	1	0	1	9	5	18	0	0	.279	.279	1	1	1	0
Cesar, Randy	.235	63	221	29	52	9	1	1	19	29	47	2	4	.331	.299	1	0	3	16
Cortoreal, Jean Carlos	.204	26	49	4	10	1	0	0	7	10	15	0	1	.333	.224	1	3	0	1
*Estrella, Jean	.306	50	170	24	52	6	0	0	13	17	22	6	11	.380	.341	1	6	4	8
Mejia, Brauly	.240	46	146	14	35	8	1	1	8	10	27	1	0	.304	.329	1	3	4	2
Melendez, Alexander	.248	36	129	16	32	8	0	0	12	11	19	5	5	.315	.310	1	3	2	0
Michelena, Arturo	.226	67	257	24	58	11	4	0	28	20	37	3	4	.284	.300	3	7	2	13
Payano, Luis	.226	69	270	44	61	13	3	3	32	35	64	10	8	.321	.330	3	5	4	5
Pena, Brian	.252	31	103	12	26	3	0	1	7	14	18	0	2	.353	.311	0	1	2	7
Reynoso, Jarico	.204	65	196	23	40	2	3	1	18	16	47	12	4	.284	.260	0	8	6	4
Roa, Hector	.250	56	220	28	55	11	3	7	22	9	54	4	4	.289	.423	0	1	3	6
Tavarez, Victor	.195	27	82	6	16	2	0	2	7	8	16	0	1	.267	.293	0	1	0	2
Toribio, Oliver	.333	2	3	2	1	0	1	0	0	1	2	0	0	.500	1.000	0	0	0	0
Trompiz, Kristian	.202	60	208	18	42	7	4	1	18	25	33	7	9	.291	.288	2	9	2	15
TEAM TOTAL	.231	70	2314	270	534	90	20	20	216	230	460	52	57	.312	.313	14	59	49	101

* - left-handed hitter

Year	Team	W	L	ERA	G	GS	CG	SHO	SV	IP	H	R	ER	HR	HB	BB	SO	WP	BK	AVG
*	Acosta, Yhoan	1	0	3.38	4	0	0	0	0	5.1	3	2	2	1	0	3	4	0	0	.158
*	Arauz, Harold	5	0	1.91	16	12	0	0	2	66.0	47	23	14	1	2	12	43	6	1	.195
*	Chevalier, Rayderson	4	2	2.28	13	5	0	0	1	43.1	31	15	11	2	5	17	33	2	0	.203
*	Corniel, Robert	0	0	3.00	8	0	0	0	0	6.0	6	4	2	0	0	5	7	1	0	.273
*	Delis, Juan	3	3	3.38	13	0	0	0	0	18.2	10	11	7	0	0	18	19	2	0	.154
*	*Franza, Geronimo	1	3	4.42	14	9	0	0	0	38.2	30	23	19	0	6	31	39	9	1	.229
*	*Garcia, Junior	2	2	2.67	14	1	0	0	1	33.2	24	14	10	1	1	12	30	0	0	.205
*	Heredia, Angel	3	3	1.18	25	0	0	0	13	38.0	31	11	5	1	1	15	46	5	0	.223
*	Hernandez, Elieser	5	1	1.26	13	12	0	0	0	57.1	36	11	8	1	2	21	46	5	0	.184
*	Hernandez, Juan	1	0	2.37	14	7	0	0	0	38.0	26	14	10	0	4	22	34	5	2	.194
*	Juarez, Gerardo	2	3	1.86	13	5	0	0	0	53.1	40	16	11	0	7	7	50	2	0	.212
*	Lozano, Javier	0	0	0.00	2	1	0	0	0	6.0	5	0	0	0	0	1	8	1	0	.208
*	Martinez, Yonquelys	1	3	1.74	19	0	0	0	0	31.0	18	10	6	1	5	8	23	5	0	.170
*	Mesa, Victor	1	2	4.60	18	0	0	0	4	31.1	37	19	16	3	1	13	27	8	0	.303
*	Pinales, Erasmo	0	0	13.50	1	0	0	0	0	0.2	1	1	1	0	0	2	0	0	0	.500
*	Pinales, Joselo	2	0	2.14	11	1	0	0	1	33.2	18	11	8	0	3	11	34	2	0	.153
*	Rodriguez, Rauldisson	0	0	13.50	2	0	0	0	0	0.2	2	2	1	0	0	2	1	0	0	.667
*	*Sanchez, Starlyng	0	0	1.13	8	2	0	0	1	16.0	12	2	2	0	0	4	13	0	0	.207
*	*Santamaria, Cristhopher	0	1	0.73	15	0	0	0	1	24.2	12	2	2	0	3	6	18	2	0	.146
*	*Saucedo, Javier	2	2	3.52	14	1	0	0	0	23.0	19	11	9	1	4	9	26	0	0	.241
*	Vasquez, Carlos	1	1	4.26	8	0	0	0	0	12.2	8	7	6	0	1	15	13	2	0	.186
*	*Villarreal, Edwin	5	5	2.51	14	14	0	0	0	64.2	60	21	18	4	3	14	44	2	1	.250
TEAM TOTAL		39	31	2.35	70	70	0	7	24	642.2	476	230	168	16	48	248	558	59	5	.208

* - left-handed pitcher

DSL ASTROS STAFF



JOHAN MAYA

MANAGER, DSL ASTROS

Johan Maya enters his fourth season with the DSL Astros and his second as manager. Last year, Maya led the DSL Astros to their first winning record in six seasons as the club posted a 36-30 record. Prior to being named manager, Maya served two seasons as infield instructor for the DSL club from 2011-12. Before that, Maya coached the Venezuelan Summer League Astros to two championships, followed by a two-year stint in scouting.

Maya originally signed with the Houston organization in 1996 as a free agent, winning two championships as a player in the Appalachian League and Midwest League.



RICK APONTE

PITCHING COACH, DSL ASTROS

Ricardo (Rick) Aponte returns to the DSL Astros for his second consecutive season as pitching coach and his 38th season overall working in the Astros minor league system. Last season, Aponte oversaw a pitching staff that led the DSL in innings pitched (642.2) while ranking second in ERA (2.35) and WHIP (1.13). Prior to joining the DSL Astros, Aponte served one-year stints as pitching coach at Tri-City (2012), Greeneville (2011), Lexington (2010) and the GCL Astros (2009). From 2007-08, Aponte spent two years as the Washington Nationals Major League bullpen coach.

Aponte spent more than 10 seasons domestically as a pitching coach in Houston's minor league system at various levels, including Auburn (1987), Kissimmee (1988-89) and Burlington (1992). He also managed Houston's Dominican Summer League Astros for seven seasons (1993-1999), before shifting into the DSL pitching coach position from 2000-06.

As a player, Aponte pitched in the Houston system for six seasons (1975-1980). He reached the Triple A level with the Charleston Charlies of the International League and the Tucson Toros of the Pacific Coast League before completing his minor league career.

Aponte lives in The Bronx, NY, with his wife of 31 years, Juana, and has five children: Kenny, Lindsey, Ricardo Jr., Phedias and Odrie Ricardo



LUIS MATEO

HITTING COACH, DSL ASTROS

Luis Mateo enters his sixth season as hitting coach with the Dominican Summer League Astros. He played professionally as a shortstop with Oakland's organization from 1987-88. In 1998, he began working as a coach with the Arizona Diamondbacks organization as an infield instructor. Mateo joined the DSL Astros after a two-year stint as a manager within the Athletics organization.



MELVI ORTEGA

COACH, DSL ASTROS

Melvi Ortega begins his fourth season working in a full-time capacity with the DSL Astros, and his first as a full-time coach. Prior to joining the Astros full-time in 2010, Ortega spent three years assisting the Astros Dominican operation with their scouting and tryout programs. Prior to joining the Astros organization, Ortega served as program support with the Atlanta Braves.



SIXTO ORTEGA

CATCHING INSTRUCTOR, DSL ASTROS

Sixto Ortega begins his fourth season as catching instructor with the Astros Dominican Republic club. He was formerly a minor league catcher in the Colorado Rockies organization from 1999-2002.

Ortega received a degree in international business from the University of Arizona. He and his wife, Rocio, have two children, Daniel and Diego.



AMBIORIX REYES

ATHLETIC TRAINER, DSL ASTROS

Ambiorix Reyes enters his fourth season as the athletic trainer for the Dominican Summer League Astros. His training career began in 2002 when he worked as the athletic trainer for Las Aguilas Cibaenas of the Dominican Republic. Prior to joining the Astros, he also worked as an athletic trainer in the Oakland Athletics system.



GEREMIAS GUZMAN

STRENGTH COACH, DSL ASTROS

Geremias Guzman enters his 10th season as the Astros strength and conditioning coach in the Dominican Republic. Prior to working with Houston, Guzman worked as a trainer at the Montreal Expos Dominican Academy in 2003. He also served as an Instructional League trainer in the San Diego Padres system in 2002, and as an assistant trainer with the Pittsburgh Pirates baseball academy from 2000-01. Guzman holds a systems engineering degree from Universidad Central del Este (UCE) in the Dominican Republic.

SCOUTING & PLAYER DEVELOPMENT

LATIN AMERICAN HOME OF THE HOUSTON ASTROS



PLAYER
DEVELOPMENT

GUERRA, SANTO DOMINGO, DOMINICAN REPUBLIC

The Houston Astros celebrated their 25th season in the Dominican Republic on May 10, 2010, with the Grand Opening of the new Astros Latin American Home in Guerra, Santo Domingo in the Dominican Republic.

The Astros have had a presence in the Dominican Republic since 1985 when the club operated out of the Estrellas Winter League Stadium in San Pedro de Macoris. From 1987-2009, the Astros home in the Dominican Republic was at Ingenio Santa Fe where numerous future Major Leaguers played.

The complex consists of two-and-a-half baseball fields, six pitching mounds, batting cages and an observation tower, along with other amenities. A two-story building contains locker rooms, manager and coaches offices, administrative offices, a dining room, full-service industrial kitchen, weight room, player and staff living accommodations, and a player entertainment room. In addition to developing young players; baseball skills, the Astros new Latin American home also helps develop their educational skills and features a computer lab and classrooms.

The complex is located a half-mile from the new Tampa Bay and Los Angeles Dodgers facilities and in the same general area as other Major League Dominican Academies.



LATIN AMERICAN HOME STAFF



CARIDAD CABRERA

ADMINISTRATOR, DOMINICAN ACADEMY

Caridad Cabrera joined the Astros organization in January of 2010, tasked with overseeing all administrative aspects of Houston's Dominican academy. In addition to maintaining financial and business transactions, Cabrera serves as the main point of contact for all local service providers and contractors.

Cabrera holds a degree in business administration from Instituto Tecnológico de Santo Domingo, as well as an engineering degree in computer systems from Universidad Dominicana O & M.

SCOUTING & PLAYER DEVELOPMENT

ALL-STAR FUTURES GAME

2013 SIRIUSXM ALL-STAR FUTURES GAME

Astros prospects George Springer, Delino DeShields and Carlos Correa represented the Astros in 2013 SiriusXM All-Star Futures Game held at Citi Field. Along with the Mets, the Astros had more prospects selected to the game than any team in Major League Baseball. It also marked the first time in franchise history that Houston had more than two prospects participate in the game. Keith Bodie, the manager of the Astros Double A affiliate, served as a coach on the U.S. Team.

CORREA WINS FIRST-EVER FAN VOTE

Top shortstop prospect Carlos Correa was the winner of the first-ever Futures Game fan vote, earning the final roster spot on the World Team by edging out Chicago Cubs prospect Javier Baez by just 1% of the vote. Despite spending the season as the second-youngest player in the Class A Midwest League, Correa still led the league in OPS (.872) while finishing second in on-base percentage (.405) and third in batting average (.320). He led all Midwest League shortstops with a .973 fielding percentage.



credit Rob Tringali (Getty Images)

(from left to right: George Springer, Delino DeShields, Keith Bodie, Carlos Correa)

ASTROS IN THE FUTURES GAME

Year	Players
2013	George Springer (1x3), Delino DeShields (0x2), Carlos Correa (0x0)
2012	Jon Singleton (3x4, BB, RBI, 2 R)
2011	Jose Altuve (2x3, 2B)
2010	Jordan Lyles (1.0 IP, 1 H, 0 R, 1 SO)
2009	Jason Castro (1x2, HR, 3 RBI), Chia-Jen Lo (1.0 IP, 0 H, 2 BB, 1 SO)
2008	Polin Trinidad (1.0 IP, 1 H, 1 SO)
2007	J.R. Towles (0x1), Jimmy Van Ostrand (1x1, HR, RBI)
2006	Hunter Pence (1x3, R, RBI), Jason Hirsh (starter, 1.0 IP, 1 H, 0 R, 1 SO)
2005	Troy Patton (0.2 IP, 0 H, 0 R, 1 SO), Fernando Nieve (0.2 IP, 1 H, 0 R, 1 SO)
2004	Chris Burke (1x2, R), Willy Taveras (0x2)
2003	Chris Burke (0x2)
2002	John Buck (0x1)
2001	Jason Lane (0x2), Carlos Hernandez (1.0 IP, 3 H, 2 R, 3 SO)
2000	Carlos Hernandez, Wilfredo Rodriguez
1999	Lance Berkman

SCOUTING & PLAYER DEVELOPMENT

MINOR LEAGUE AFFILIATE HISTORY

Triple A	Double A	Class A Advanced	Class A
Oklahoma City (2011-present) Round Rock (2005-10) New Orleans (1997-2004) Tucson (1980-96) Charleston (1977-79) Memphis (1976) Iowa (1975) Denver (1973-74) Oklahoma City (1962-72)	Corpus Christi (2005-present) Round Rock (2000-04) Jackson (1991-99) Columbus (1970-90) Dallas-Fort Worth (1968) Amarillo (1965-67) San Antonio (1963-64)	Lancaster (2009-present) Salem (2003-08) Kissimmee (1995-2000) Osceola (1990-94)	Quad Cities (2013-present) Lexington (2001-12) Michigan (1999-2002) Quad Cities (1993-98) Asheville (1982-93) Burlington (1991-92) Osceola (1985-89) Daytona Beach (1978-84) Cocoa (1977) Dubuque (1975-76) Cedar Rapids (1973-74) Cocoa (1965-72) Sumter (1971) Peninsula (1969) Greensboro (1968) Asheville (1967) Salisbury (1965-66) Durham (1963-66) Modesto (1963-64) Moultrie (1963)
Class A Short Season	Rookie	Gulf Coast League	Academies
Tri-City (2002-present) Pittsfield (2001) Auburn (1982-2000) Williamsport (1969-70)	Greeneville (2004-present) Martinsville (1999-2003) Covington (1967-76) Colts (1964)	GCL Astros (2009-present) GCL Astros (1977-98) FRL Astros (1965)	Dominican (1997-present) Venezuelan (2002-08) Dominican (1991-93)

PLAYER
DEVELOPMENT

ORGANIZATIONAL MINOR LEAGUE CHAMPIONS

Year	Club	League	Level
2013	Quad Cities	Midwest	Class A
2013	Tri-City	New York-Penn	Class A Short Season
2012	Lancaster	California	Class A Advanced
2010	Tri-City	New York-Penn	Class A Short Season
2006	Corpus Christi	Texas	Double A
2004	Greeneville	Appalachian	Rookie
2001*	New Orleans	Pacific Coast	Triple A
2000	Round Rock	Texas	Double A
2000	Michigan	Midwest	Class A
1999	Kissimmee	Florida State	Class A Advanced
1999	Martinsville	Appalachian	Rookie
1998	New Orleans	Pacific Coast	Triple A
1996	Jackson	Texas	Double A
1993	Tucson	Pacific Coast	Triple A
1993	Jackson	Texas	Double A
1991	Tucson	Pacific Coast	Triple A
1986	Columbus	Southern	Double A
1984	Asheville	South Atlantic	Class A
1981	Daytona Beach	Florida State	Class A
1977	Charleston	International	Triple A
1964	San Antonio	Texas	Double A
1963	Oklahoma City	Pacific Coast	Triple A

*indicates co-champion

ASTROS MINOR LEAGUE STADIUMS

CITY	NAME	LF	CF	RF	CAPACITY
Oklahoma City (OK)	Chickasaw Bricktown Ballpark	325'	400'	325'	9,000
Corpus Christi (TX)	Whataburger Field	325'	400'	315'	7,500
Lancaster (CA)	The Hangar	350'	410'	350'	4,700
Davenport (IA)	Modern Woodmen Park	343'	400'	318'	7,140
Tri-City (Troy, NY)	Joseph L. Bruno Stadium	325'	400'	325'	4,500
Greeneville (TN)	Pioneer Park	331'	400'	331'	2,500
GCL (Kissimmee, FL)	Osceola County Stadium	330'	410'	330'	5,300
DSL (Dominican Republic)	Latin American Home of the Houston Astros	330'	390'	330'	n/a

SCOUTING & PLAYER DEVELOPMENT

MINOR LEAGUE SYSTEM RANKINGS

Year	Baseball America	Baseball Prospectus	ESPN.com (Keith Law)
2014	5	N/A	1
2013	9	9	4
2012	18	26	27
2011	26	28	27
2010	30	28	28
2009	30	30	30

2014 TOP 10 PROSPECT LISTS

Baseball Prospectus			Baseball America			ESPN.com (Keith Law)		
Rank	Name	Pos.	Rank	Name	Pos.	Rank	Name	Pos.
1.	Carlos Correa	SS	1.	Carlos Correa	SS	1.	Carlos Correa	SS
2.	George Springer	CF	2.	George Springer	CF	2.	Mark Appel	RHP
3.	Mark Appel	RHP	3.	Mark Appel	RHP	3.	George Springer	CF
4.	Mike Foltyniewicz	RHP	4.	Mike Foltyniewicz	RHP	4.	Mike Foltyniewicz	RHP
5.	Jon Singleton	1B	5.	Lance McCullers	RHP	5.	Jon Singleton	1B
6.	Vincent Velasquez	RHP	6.	Vincent Velasquez	RHP	6.	Delino DeShields	OF
7.	Lance McCullers	RHP	7.	Jon Singleton	1B	7.	Vincent Velasquez	RHP
8.	Domingo Santana	RF	8.	Domingo Santana	RF	8.	Lance McCullers	RHP
9.	Rio Ruiz	3B	9.	Michael Feliz	RHP	9.	Rio Ruiz	3B
10.	Michael Feliz	RHP	10.	Asher Wojciechowski	RHP	10.	Michael Feliz	RHP

BASEBALL AMERICA 2013 LEAGUE TOP PROSPECTS

Pacific Coast League (AAA)	Texas League (AA)	California League (A+)	Midwest League (A)
CF George Springer (#3)	CF George Springer (#1)	2B Delino DeShields (#4)	SS Carlos Correa (#2)
RHP Jarred Cosart (#11)	RHP Mike Foltyniewicz (#2)		RHP Lance McCullers (#5)
1B Jon Singleton (#13)	OF Domingo Santana (#6)		RHP Vincent Velasquez (#12)
SS Jonathan Villar (#19)	C Max Stassi (#16)		
New York-Penn League (AAA)			
RHP Michael Feliz (#3)			

BASEBALL AMERICA ORGANIZATIONAL BEST TOOLS

Best Hitter for Average	Carlos Correa	Best Fastball	Mike Foltyniewicz
Best Power Hitter	George Springer	Best Curveball	Lance McCullers
Best Strike-Zone Discipline	Nolan Fontana	Best Slider	Mark Appel
Fastest Baserunner	Delino DeShields	Best Changeup	Vincent Velasquez
Best Athlete	George Springer	Best Control	Jake Buchanan
Best Defensive Catcher	Roberto Pena		
Best Defensive Infielder	Carlos Correa		
Best Infield Arm	Carlos Correa		
Best Defensive Outfielder	George Springer		
Best Outfield Arm	Brett Phillips		

BASEBALL AMERICA 2013 BEST TOOLS SURVEY

Pacific Coast League (AAA)	Texas League (AA)
Most Exciting Player: George Springer	Best Batting Prospect: George Springer
Best Defensive SS: Jonathan Villar	Best Power Prospect: George Springer
Best Infield Arm: Jonathan Villar	Best Pitching Prospect: Mike Foltyniewicz
Best Outfield Arm: Che-Hsuan Lin	Best Fastball: Mike Foltyniewicz
	Best Breaking Pitch: Mike Foltyniewicz
	Best Control: David Martinez
California League (A+)	Midwest League (A)
Best Strike Zone Judgement: Nolan Fontana	Best Breaking Pitch: Lance McCullers
	Best Infield Arm: Carlos Correa
	Best Defensive SS: Carlos Correa

SCOUTING & PLAYER DEVELOPMENT

2013 ASTROS PLAYER DEVELOPMENT AWARDS

TRIPLE A OKLAHOMA CITY

RHP Jarred Cosart

- *PCL Midseason All-Star
- *Triple A All-Star Game Starting Pitcher

OF Marc Krauss

- *PCL Player of the Week (April 15-22)

LHP Brett Oberholtzer

- *PCL Pitcher of the Week (May 6-13)

OF George Springer

- *Astros Minor League Player of the Year
- *MiLB.com Offensive Player of the Year
- *PCL Player of the Week (July 8-15)

RHP Jason Stoffel

- *PCL Midseason All-Star

RHP Asher Wojciechowski

- *PCL Pitcher of the Week (July 8-15)

CLASS A ADVANCED LANCASTER

OF Andrew Aplin

- *CAL Postseason All-Star
- *CAL Midseason All-Star
- *CAL Player of the Week (May 20-27)

C/1B M.P. Cokinos

- *CAL Postseason All-Star
- *CAL Pitcher of the Week (June 17-24)

IF Matt Duffy

- *CAL Postseason All-Star
- *CAL Midseason All-Star
- *CAL Player of the Week (April 4-15)

Manager Rodney Linares

- *California League Manager of the Year

Hitting Coach Darryl Robinson

- *California League Coach of the Year

RHP Brady Rodgers

- *CAL Midseason All-Star
- *CAL Pitcher of the Week (May 27-June 3)

OF Preston Tucker

- *CAL Midseason All-Star
- *CAL Player of the Week (May 27-June 3)

CLASS A SHORT-SEASON TRI-CITY

RHP Tanner Bushue

- *NYPL Pitcher of the Week (July 8-15)

LHP Chris Cotton

- *NYPL All-Star

RHP Michael Feliz

- *NYPL All-Star

IF Conrad Gregor

- *NYPL Player of the Week (Aug. 5-12)

OF Dan Gulbransen

- *NYPL Player of the Week (June 24-July 1)

IF Chan Moon

- *NYPL All-Star

RHP Andrew Walter

- *NYPL All-Star

DOUBLE A CORPUS CHRISTI

RHP Jake Buchanan

- *TEX Midseason All-Star
- *TEX Pitcher of the Week (April 29-May 6)

LHP Luis Cruz

- *TEX Pitcher of the Week (Aug. 26-Sept. 3)

RHP Mike Foltyniewicz

- *TEX Postseason All-Star
- *TEX Midseason All-Star

C Rene Garcia

- *TEX Midseason All-Star

RHP David Martinez

- *Astros Minor League Pitcher of the Year
- *Texas League Pitcher of the Year
- *TEX Postseason All-Star
- *TEX Midseason All-Star

IF Jonathan Meyer

- *TEX Postseason All-Star

Pitching Coach Gary Ruby

- *Texas League Coach of the Year

OF Domingo Santana

- *TEX Midseason All-Star

OF George Springer

- *Texas League Player of the Year
- *TEX Midseason All-Star
- *TEX Postseason All-Star
- *TEX All-Star Game MVP
- *TEX Player of the Week (May 27-June 3)

C Max Stassi

- *TEX Postseason All-Star
- *TEX Player of the Week (July 15-22)
- *TEX Player of the Week (July 29-Aug. 5)

RHP Asher Wojciechowski

- *TEX Pitcher of the Week (April 15-22)

CLASS A QUAD CITIES

IF Carlos Correa

- *MWL Postseason All-Star
- *MWL Midseason All-Star

RHP Jordan Jankowski

- *MWL Midseason All-Star

RHP Lance McCullers

- *MWL Midseason All-Star

ROOKIE LEVEL GREENEVILLE

Manager Josh Bonifay

- *Appalachian League Manager of the Year

IF Angel Ibanez

- *Oscar Padron Award winner

OF Tanner Mathis

- *Greenville Astros Team MVP

GULF COAST LEAGUE

IF Yonathan Mejia

- *GCL All-Star

DOMINICAN SUMMER LEAGUE

RHP Angel Heredia

- *DSL All-Star

IF Hector Roa

- *DSL All-Star

SCOUTING & PLAYER DEVELOPMENT

ORGANIZATIONAL STANDINGS

2013			2012			2011		
Rk.	Team	Record	Rk.	Team	Record	Rk.	Team	Record
1.	San Francisco	436-324 (.574)	1.	Seattle	496-406 (.550)	26.	Seattle	437-467 (.483)
2.	Houston	476-360 (.569)	2.	Colorado	428-357 (.545)	27.	Atlanta	356-400 (.471)
3.	Washington	420-344 (.550)	3.	Los Angeles (NL)	404-359 (.529)	28.	Detroit	390-445 (.467)
4.	Texas	419-345 (.548)	4.	Houston	439-394 (.527)	29.	Milwaukee	355-406 (.466)
5.	Minnesota	411-345 (.545)	5.	Texas	401-363 (.527)	30.	Houston	337-488 (.408)

ORGANIZATIONAL STATISTICAL RANKINGS

Here is how the Astros minor league system stacked up against every other MLB organization in 2013:

Hitting

OPS	1st (.731)
On-base Percentage	1st (.342)
Intentional Walks	1st (79)
Walks	2nd (3208)
Homers	2nd (611)
Runs	2nd (4101)
HBP	3rd (476)
Slugging Percentage	4th (.389)

Pitching

Walks per 9.0 innings	2nd (3.1)
Strikeout to walk ratio	2nd(2.53)
Saves	3rd (248)
Innings pitched	5th (7375.1)
Fewest Walks	5th (2539)

ASTROS MINOR LEAGUE PLAYERS OF THE YEAR

Year	Player of the Year	Pitcher of the Year
2013	OF George Springer (37 HR, 45 SB, 1.010 OPS)	RHP David Martinez (14-4, 2.57 ERA)
2012	IF Delino DeShields (.287 AVG, 101 SB)	RHP Mike Foltyniewicz (14-4, 3.14 ERA, 125 K's)
2011	IF Jose Altuve (.389 AVG, 1.017 OPS)	RHP Jake Buchanan (5-10, 3.80 ERA, 165.2 IP)
2010	OF J.D. Martinez (.341 AVG, 18 HR, 40 2B)	RHP Jordan Lyles (7-12, 3.57 ERA, 137 K's)

2013 PITCHERS OF THE MONTH

Month	Oklahoma City (AAA)	Corpus Christi (AA)	Lancaster (A)	Quad Cities (A)
April	RHP Jarred Cosart	RHP Asher Wojciechowski	LHP Luis Cruz	RHP Vincent Velasquez
May	LHP Brett Oberholtzer	RHP Jake Buchanan	LHP T.J. Geith	RHP Lance McCullers
June	RHP Jason Stoffel	RHP David Martinez	LHP Luis Cruz	LHP Colton Cain
July	RHP Asher Wojciechowski	RHP David Martinez	LHP Tommy Shirley	RHP Jordan Jankowski
August	LHP Eric Berger	RHP Jonas Dufek	LHP Colton Cain	LHP Brian Holmes
Month	Tri-City (SS-A)	Greeneville (R)	GCL Astros (R)	DSL Astros (R)
June	-	-	-	RHP Angel Heredia
July	RHP Michael Feliz	RHP Frederick Tiburcio	RHP Troy Scribner	RHP Harold Arauz
August	RHP Gonzalo Sanudo	RHP Raul Rivera	RHP Joe Musgrove	RHP Angel Heredia

2013 PLAYERS OF THE MONTH

Month	Oklahoma City (AAA)	Corpus Christi (AA)	Lancaster (A)	Quad Cities (A)
April	OF Marc Krauss	OF George Springer	IF Nolan Fontana	OF Teoscar Hernandez
May	IF Brett Wallace	IF Erik Castro	OF Preston Tucker	IF Carlos Correa
June	IF Jonathan Villar	IF Jonathan Meyer	C M.P. Cokinos	IF Carlos Correa
July	OF George Springer	C Max Stassi	IF Matt Duffy	IF Rio Ruiz
August	IF Brandon Laird	IF Erik Castro	IF Delino DeShields	IF Rio Ruiz
Month	Tri-City (SS-A)	Greeneville (R)	GCL Astros (R)	DSL Astros (R)
June	-	-	-	OF Hector Roa
July	IF Tony Kemp	IF Juan Santana	IF Yonathan Mejia	OF Luis Payano
August	IF Conrad Gregor	IF Chase McDonald	IF Yonathan Mejia	OF Brauly Mejia

SCOUTING & PLAYER DEVELOPMENT

2013 ORGANIZATIONAL LEADERS

BATTING AVERAGE (min. 2.7PA/G)

White, TRI.....	322
Correa, QC.....	320
Mejia, GCL/TRI.....	318
DeShields, LAN.....	317
Cokinos, LAN.....	313

RUNS SCORED

Springer, CC/OKC.....	106
Aplin, LAN.....	102
DeShields, LAN.....	100
Hernandez, QC.....	97
Tucker, LAN/CC.....	97

HITS

Tucker, LAN/CC.....	159
Springer, CC/OKC.....	149
Correa, QC.....	144
DeShields, LAN.....	143
Duffy, LAN/CC.....	142

DOUBLES

Correa, QC.....	33
Laird, OKC.....	33
Ruiz, QC.....	33
Tucker, LAN/CC.....	32
Aplin, LAN.....	32
Epps, LAN.....	32

TRIPLES

DeShields, LAN.....	14
Hernandez, QC.....	9
Villar, OKC.....	8
Aplin, LAN.....	7
Scott, QC.....	7

TOTAL BASES

Springer, CC/OKC.....	295
Tucker, LAN/CC.....	270
Duffy, LAN/CC.....	246
Hernandez, QC.....	217
Aplin, LAN.....	212

HOME RUNS

Springer, CC/OKC.....	37
Santana, CC.....	25
Tucker, LAN/CC.....	25
Duffy, LAN/CC.....	24
Castro, CC.....	18

RUNS BATTED IN

Springer, CC/OKC.....	108
Aplin, LAN.....	107
Tucker, LAN/CC.....	103
Cokinos, LAN.....	94
Duffy, LAN/CC.....	94

WALKS

Fontana, LAN.....	102
Aplin, LAN.....	83
Springer, CC/OKC.....	83
Epps, LAN.....	69
Sclafani, LAN.....	69

EXTRA-BASE HITS

Springer, CC/OKC.....	68
Tucker, LAN/CC.....	59
Epps, LAN.....	53
Duffy, LAN/CC.....	52
Santana, CC.....	50

STOLEN BASES

DeShields, LAN.....	51
Springer, CC/OKC.....	45
Villar, OKC.....	31
Scott, QC.....	25
Hernandez, QC.....	24
Aplin, LAN.....	24

ON-BASE PERCENTAGE

Wik, GRE.....	433
Mathis, GRE.....	425
Fontana, LAN.....	415
Springer, CC/OKC.....	411
White, TRI/GRE/GCL.....	406

SLUGGING PERCENTAGE

Springer, CC/OKC.....	600
Duffy, LAN/CC.....	535
Stassi, CC.....	529
Meredith, LAN.....	507
Tucker, LAN/CC.....	505

OPS (ON-BASE + SLUGGING)

Springer, CC/OKC.....	1.010
Duffy, LAN/CC.....	.913
Meredith, LAN.....	.906
Epps, LAN.....	.884
DeShields, LAN.....	.873

ERA (min. 0.8IP/G)

Feliz, TRI.....	1.96
Tiburcio, GRE.....	2.43
Martinez, CC/OKC.....	2.57
Buchanan, CC/OKC.....	2.96
Foltynewicz, CC/LAN.....	3.06

WINS

Martinez, CC/OKC.....	14
Buchanan, CC/OKC.....	12
Doran, CC/OKC.....	11
Rodgers, LAN/OKC/CC.....	11
Wojciechowski, OKC/CC.....	11

SAVES

Ballew, LAN.....	21
Sanudo, GRE/TRI/CC.....	19
Zeid, OKC.....	13
Heredia, DSL.....	13
Valdez, OKC.....	13

INNINGS PITCHED

Wojciechowski, OKC/CC.....	160.0
Buchanan, CC/OKC.....	158.1
Martinez, CC/OKC.....	140.1
Doran, CC/OKC.....	138.1
Rollins, LAN/CC/OKC.....	136.1

STRIKEOUTS

Cruz, LAN/CC.....	150
Velasquez, QC/LAN.....	142
Rollins, LAN/CC/OKC.....	137
Wojciechowski, OKC/CC.....	131
Tropeano, CC.....	130

OPPONENT BATTING AVERAGE

Feliz, TRI.....	209
Tiburcio, GRE.....	213
Wojciechowski, OKC/CC.....	223
Velasquez, QC/LAN.....	225
Foltynewicz, CC/LAN.....	226

WHIP (WALKS+HITS PER IP)

Feliz, TRI.....	0.96
Buchanan, CC/OKC.....	1.10
Martinez, CC/OKC.....	1.11
Wojciechowski, OKC/CC.....	1.15
Velasquez, QC/LAN.....	1.16

SHUTOUTS

Cruz, LAN/CC.....	1
Keuchel, OKC.....	1
Smith, LAN.....	1
Wojciechowski, OKC/CC.....	1

STRIKEOUTS PER 9.0 INNINGS

Cruz, LAN/CC.....	10.4
Velasquez, QC/LAN.....	10.3
Feliz, TRI.....	10.2
Rollins, LAN/CC/OKC.....	9.0
Tropeano, CC.....	8.8

WALKS PER 9.0 INNINGS

Buchanan, CC/OKC.....	1.3
Rodgers, LAN/OKC/CC.....	1.7
Feliz, TRI.....	1.7
Martinez, CC/OKC.....	2.0
Hauschild, QC/LAN.....	2.2

SCOUTING & PLAYER DEVELOPMENT

ALL-TIME ORGANIZATIONAL LEADERS

BATTING AVERAGE (min. 372 PA)

Year	Name	Level	AVG
2011	Jose Altuve	A+/AA	.389
1994	Brian Hunter	AAA	.372
1993	Jim Lindeman	AAA	.362
1988	Cameron Drew	AAA	.356
1993	Mike Brumley	AAA	.353
1998	Mitch Meluskey	AAA	.353
1986	Ty Gainey	AAA	.351
1981	Johnny Ray	AAA	.349
1982	Bob Pate	AAA	.347
2001	Jason Maule	A	.347

RUNS

Year	Name	Level	Runs
1993	James Mouton	AAA	126
1984	Nelson Rood	A/AA	121
2009	Jon Gaston	A+	119
1962	Joel Kelfer	C	118
1962	John Mayberry	AAA/Rk	115
1962	Rusty Staub	B	115
2004	Josh Anderson	A/A+	114
2012	Delino DeShields	A/A+	113
1994	Brian Hunter	AAA	113
1986	Scott Markley	A	113
1964	Joe Morgan	AA	113

HITS

Year	Name	Level	Hits
1965	Sonny Jackson	AAA	193
1994	Brian Hunter	AAA	191
2010	J.D. Martinez	A/AA	183
1981	Johnny Ray	AAA	183
1969	John Mayberry	AAA/Rk	179
1963	Mike White	AA/AAA	176
2009	J.B. Shuck	A+	175
1973	Greg Gross	AA	174
2006	Josh Anderson	AA	173
1969	Cesar Cedeno	A/Rk	173

DOUBLES

Year	Name	Level	2B
1981	Johnny Ray	AAA	50
2010	Jake Goebbert	A	48
1983	Curtis Burke	A	48
1994	Richard Hidalgo	A	47
2000	Eric Cole	AA	46
2009	Koby Clemens	A+/AA	45
2001	Felix Escalona	A	42
1964	Joe Morgan	AA	42
1993	James Mouton	AAA	42
1980	Gary Woods	AAA	42

HOME RUNS

Year	Name	Level	HR
1964	Chuck Harrison	AA	40
1987	Mike Simms	A	39
2001	Jason Lane	AA	38
1999	Aaron McNeal	A	38
1965	Dave Roberts	AAA	38
2013	George Springer	AA/AAA	37
1964	Charles Murray	A	37
2009	Jon Gaston	A+	35
2012	Mike Hessman	AAA	35
3 players tied at 34			

RUNS BATTED IN

Year	Name	Level	RBI
1999	Aaron McNeal	A	131
1987	Ed Whited	A	126
2001	Jason Lane	AA	124
2009	Koby Clemens	A+/AA	123
1964	Chuck Harrison	AA	119
1963	Danny Walton	AAA	119
1973	Cliff Johnson	AAA	117
1986	Cameron Drew	A	117
1965	Dave Roberts	AAA	114
1998	Chris Truby	AA/A+/AAA	112
1986	Rich Johnson	A	112

WALKS

Year	Name	Level	BB
1962	Edward Richardson	B	117
1962	Jimmie McDaniel	AAA	117
1962	Rusty Staub	B	116
1984	Nelson Rood	A/AA	115
1984	David Dyrek	A	113
1986	John Elliott	A	107
1964	Joe Morgan	AA	105
2000	Jon Topolski	A	105
1973	Steve Englishbey	A	104
1991	Fletcher Thompson	A	104

STOLEN BASES

Year	Name	Level	SB
2012	Delino DeShields	A/A+	101
1988	Lou Frazier	A	87
2004	Josh Anderson	A/A+	79
1987	Lou Frazier	A	75
1983	Scott Loucks	AAA	71
1981	Julio Beltran	A/AA	71
1989	Lawrence Lamphere	A	67
1988	Tuffy Rhodes	A	65
1990	Kenny Lofton	A+	62
1991	James Mouton	A-	60
1984	Nelson Rood	A/AA	60

ON-BASE PERCENTAGE (min. 372 PA)

Year	Name	Level	OBP
1998	Mitch Meluskey	AAA	.465
2000	Keith Ginter	AA	.457
1986	John Elliott	A	.452
2001	Jason Maule	A	.448
1984	Nelson Rood	A/AA	.443
1982	Bob Pate	AAA	.442
1993	Roberto Petagine	AA	.442
1964	Joe Morgan	AA	.441
1986	Ty Gainey	AAA	.437
2005	Ben Zobrist	A/A+	.437

SLUGGING PERCENTAGE (min. 372 PA)

Year	Name	Level	SLG
1962	Len Tucker	C	.625
2009	Koby Clemens	A+/AA	.620
1986	Ty Gainey	AAA	.616
1965	Dave Roberts	AAA	.615
2001	Jason Lane	AA	.608
1964	Jim Beauchamp	AAA	.604
2005	Luke Scott	AAA	.603
1964	Chuck Harrison	AA	.601
2013	George Springer	AA/AAA	.600
2009	Jon Gaston	A+	.598

OPS (min. 372 PA)

Year	Name	Level	OPS
1986	Ty Gainey	AAA	1.053
1998	Mitch Meluskey	AAA	1.050
1965	Dave Roberts	AAA	1.042
2000	Keith Ginter	AA	1.037
2009	Koby Clemens	A+/AA	1.036
1962	Len Tucker	C	1.028
2011	Jose Altuve	A+/AA	1.017
2001	Jason Lane	AA	1.016
2013	George Springer	AA/AAA	1.010
2000	Keith Ginter	AA	1.010

ERA (min. 110 IP)

Year	Name	Level	ERA
1969	Oscar Zamora	A	1.15
1985	Rob Mallicoat	A	1.36
1965	Don Wilson	A	1.44
1974	Luis Sanchez	A	1.59
1987	Sam August	A	1.72
1972	Blake Green	A/AAA	1.77
1973	Russ Rothermel	AA	1.81
1969	Buddy Harris	A	1.84
1986	Blaise Ilsley	A	1.87
1987	Jose Cano	A	1.94

WINS

Year	Name	Level	W
1986	Blaise Ilsley	A	20
1967	Howie Reed	AAA	19
1966	Don Wilson	AA	18
1970	Ken Forsch	AA/AAA	17
1967	Mike Daniel	A/AAA	17
1965	Mike Daniel	A	17
1965	Chris Zachary	AAA	17
1995	Donne Wall	AAA	17
1980	Jim MacDonald	AA	17
9 players tied at 16			

INNINGS PITCHED

Year	Name	Level	IP
1967	Howie Reed	AAA	231.0
1964	James Zwerger	A	220.0
1968	George Gerberman	AA	217.0
1975	Dan Larson	AA/AAA	215.0
1973	Doug Konieczny	AA	213.0
1965	Chris Zachary	AAA	212.0
1974	Paul Siebert	AA	211.0
1975	Joe Sambito	AA	209.0
1970	Ken Forsch	AA/AAA	207.0
1962	Marvin Dutt	B	207.0
1965	Bucky Brandon	AAA	207.0

STRIKEOUTS

Year	Name	Level	SO
1971	Mike Cosgrove	A	231
1973	Doug Konieczny	AA	222
1986	Blaise Ilsley	A	220
1962	Clifford Davis	C	219
1962	Tom Burgmeier	C	210
1994	Billy Wagner	A	204
1971	J.R. Richard	AAA	202
1966	Don Wilson	AA	197
2000	Tim Redding	A+/AA	192
1998	Eric Ireland	A	191
1997	Scott Elarton	AA/AAA	191

*players in blue are still with the organization

SCOUTING & PLAYER DEVELOPMENT

ASTROS MINOR LEAGUE OVERVIEW

Abreu, Alan.....	RHP	Gonzalez, Alexander.....	IF	Ovando, Ariel.....	OF
Abreu, Albert.....	RHP	Gonzalez, Alfredo.....	C	Paulino, David.....	RHP
Abreu, Bryan.....	RHP	Gonzalez, Erick.....	RHP	Paulino, Hansel.....	RHP
Acosta, Yhoan.....	LHP	Gonzalez, Wallace.....	OF	Payano, Luis.....	OF
Alaniz, Ruben.....	RHP	Gouvea, Murilo.....	RHP	Pena, Adonis.....	RHP
Amador, Japhet.....	IF	Gregor, Conrad.....	IF	Pena, Brian.....	C
Amador, Wilson.....	IF	Grills, Evan.....	LHP	Pena, Roberto.....	C
Aplin, Andrew.....	OF	Guduan, Reymin.....	LHP	Perdomo, Carlos.....	IF
Appel, Mark.....	RHP	Gulbransen, Dan.....	OF	Perez, Carlos.....	C
Aquino, Dariel.....	IF	Gustave, Jandel.....	RHP	Perez, Jorge.....	RHP
Arauz, Harold.....	RHP	Hader, Josh.....	LHP	Perez, Tyson.....	RHP
Armstrong, Jack.....	IF	Hallock, Kyle.....	LHP	Petit, Gregorio.....	IF
Avea, Marlon.....	C	Hauschild, Mike.....	RHP	Phillips, Brett.....	OF
Ballew, Travis.....	RHP	Heidenreich, Matt.....	RHP	Pinales, Erasmo.....	RHP
Barrios, Agapito.....	RHP	Heineman, Tyler.....	C	Pinales, Joselo.....	RHP
Basford, Charles.....	RHP	Heras, Leo.....	OF	Pirela, Gabriel.....	RHP
Batista, Jean Carlos.....	IF	Heredia, Angel.....	RHP	Pizzolato, Carlos.....	RHP
Belboder, Joel.....	RHP	Hernandez, Elieser.....	RHP	Polanco, Moreno.....	RHP
Benzant, Gerald.....	RHP	Hernandez, Enrique.....	IF	Quezada, Euris.....	RHP
Berger, Eric.....	LHP	Hernandez, Juan.....	RHP	Ramirez, Francis.....	RHP
Bermejo, Jesus.....	C	Hernandez, Teoscar.....	OF	Ramirez, Gerardo.....	RHP
Bircher, Joseph.....	LHP	Hess, Justin.....	RHP	Ramos, Jose.....	RHP
Blasik, Brian.....	IF	Hipp, Parker.....	IF	Ramsay, James.....	OF
Booth, Brett.....	C	Hiraldo, Carlos.....	LHP	Reynoso, Luis.....	IF
Borchering, Bobby.....	IF	Holberton, Brian.....	C	Rivera, Darwin.....	IF
Bowey, Jake.....	C	Holley, Krishawn.....	RHP	Rivera, Raul.....	RHP
Brunnemann, Tyler.....	RHP	Holmes, Brian.....	LHP	Roa, Hector.....	OF
Buchanan, Jake.....	RHP	Houser, Adrian.....	RHP	Robinson, Andrew.....	RHP
Cain, Colton.....	LHP	Ibanez, Angel.....	IF	Rodgers, Brady.....	RHP
Castro, Erik.....	IF	Izturis, Cesar.....	IF	Rodriguez, Jake.....	C
Cesar, Randy.....	IF	Jankowski, Jordan.....	RHP	Rodriguez, Richard.....	RHP
Chambers, Adron.....	OF	Joyce, Terrell.....	OF	Rollins, David.....	LHP
Chevalier, Rayderson.....	RHP	Juarez, Gerardo.....	RHP	Rosario, Jose.....	RHP
Chrismon, Austin.....	RHP	Kemmer, Jon.....	OF	Ruiz, Rio.....	IF
Christensen, Patrick.....	RHP	Kemp, Tony.....	IF	Saldana, Abdiel.....	RHP
Clements, Brett.....	C	Kessay, Sebastian.....	LHP	Sanchez, Gera.....	RHP
Coa, Pedro.....	C	Lambson, Mitchell.....	LHP	Sanchez, Starlyng.....	LHP
Cokinos, M.P.....	C	Lee, Chris.....	LHP	Santamaria, Cristhopher.....	LHP
Comer, Kevin.....	RHP	Lindauer, Thomas.....	IF	Santana, Juan.....	IF
Connolly, Ryan.....	RHP	Long, Kenny.....	RHP	Santana, Ravel.....	OF
Corniel, Robert.....	RHP	Lopez, Tomas.....	RHP	Santos, Juan.....	RHP
Correa, Carlos.....	IF	Lorenzo, Edgar.....	OF	Sanudo, Gonzalo.....	RHP
Cotton, Chris.....	LHP	Lucas, Felix.....	OF	Sclafani, Joe.....	IF
Cotton, Jamaine.....	RHP	MacDonald, Connor.....	OF	Scott, Jordan.....	OF
Cruz, Rhiner.....	RHP	Madera, Ezequiel.....	RHP	Scribner, Troy.....	RHP
Culbreth, Brandon.....	RHP	Marte, Ydarqui.....	OF	Seaton, Ross.....	RHP
Dando, Zachary.....	RHP	Martin, Jason.....	OF	Shirley, Tommy.....	LHP
Davidson, Chase.....	IF	Martinez, J.D.....	OF	Silfa, Yoel.....	IF
De La Cruz, Bryan.....	OF	Mathis, Tanner.....	OF	Sims, Blaine.....	LHP
De Leon, Ambiorix.....	LHP	Matute, Jonathan.....	IF	Simunic, Andy.....	IF
De Leon, Jorge.....	RHP	Mauricio, Joan.....	IF	Smith, Kyle.....	RHP
De Los Santos, Samil.....	RHP	Mayfield, Jack.....	IF	Sogard, Alex.....	LHP
Delis, Juan.....	RHP	McCullers, Lance.....	RHP	Solano, Jose.....	IF
DeShields, Delino.....	OF	McCurdy, Ryan.....	C	Sosa, Ruben.....	IF
Devenski, Chris.....	RHP	McDonald, Chase.....	OF	Springer, George.....	OF
Dimock, Michael.....	RHP	Mejia, Brauly.....	OF	Stoffel, Jason.....	RHP
Dineen, Ryan.....	IF	Mejia, Yonathan.....	OF	Taveras, Starlyn.....	RHP
Doran, Bobby.....	RHP	Melendez, Alexander.....	OF	Tejada, Nestor.....	OF
Duarte, Osvaldo.....	IF	Meredith, Brandon.....	OF	Thurman, Andrew.....	RHP
Dufek, Jonas.....	RHP	Meyer, Jonathan.....	IF	Tiburcio, Frederick.....	RHP
Duffy, Matt.....	IF	Michelena, Arturo.....	IF	Timberlake, Hayden.....	C
Elkins, Austin.....	IF	Mier, Giovanni.....	IF	Toribio, Oliver.....	C
Emanuel, Kent.....	LHP	Mills, Jordan.....	LHP	Torreyes, Ronald.....	IF
Epps, Chris.....	OF	Minaya, Juan.....	RHP	Torrez, Raoul.....	IF
Estrella, Jean.....	IF	Minnis, Albert.....	LHP	Trompiz, Kristian.....	IF
Fant, Randall.....	LHP	Minor, Daniel.....	OF	Tropeano, Nick.....	RHP
Feliz, Michael.....	RHP	Mitchell, Ronnie.....	RHP	Tucker, Preston.....	OF
Ferguson, Kevin.....	LHP	Montano, Salvador.....	OF	Urcikitz, Pat.....	LHP
Fernandez, Frankeny.....	IF	Montero, Jose.....	RHP	Valdez, Gabriel.....	RHP
Fernandez, Jose.....	IF	Moon, Chan.....	IF	Vasquez, Danry.....	OF
Foltynewicz, Mike.....	RHP	Morales, Jobduan.....	C	Velasquez, Vincent.....	RHP
Fontana, Nolan.....	IF	Morton, Zach.....	RHP	Villarreal, Edwin.....	LHP
Franco, Wander.....	IF	Moylan, Peter.....	RHP	Walter, Andrew.....	RHP
Frias, Edison.....	RHP	Munnely, Chris.....	RHP	Walters, Blair.....	LHP
Garcia, Junior.....	LHP	Muren, Andrew.....	OF	Wates, Austin.....	OF
Garcia, Rene.....	C	Musgrove, Joe.....	RHP	Weiland, Kyle.....	RHP
Geith, T.J.....	LHP	Musick, Wes.....	RHP	West, Aaron.....	RHP
Genoves, Ernesto.....	C	Nash, Telvin.....	IF	Westwood, Kyle.....	RHP
German, Devonte.....	RHP	Nelubowich, Adam.....	IF	White, Tyler.....	IF
Gillingham, Alex.....	RHP	Nicely, Austin.....	LHP	Wierzbicki, Jesse.....	IF
Gingras, Ricky.....	C	Nottingham, Jacob.....	C	Wik, Marc.....	OF
Gomez, Edwin.....	OF	Ordosgoitti, Luis.....	RHP	Wikoff, Brandon.....	IF
Gominsky, Justin.....	OF	Osborne, J.D.....	LHP		

SCOUTING & PLAYER DEVELOPMENT

ABREU, ALAN - RIGHT-HANDED PITCHER

Height: 6-3 **Weight:** 198 **Bats:** R **Throws:** R
Born: June 14, 1990 - Miami, FL **Hometown:** Miami, FL
School: Lander University (SC) **Recommended/Signed By:** Larry Pardo
How Obtained: Signed by the Astros as a non-drafted free agent on Sept. 6, 2011.



Year	Team	W	L	ERA	G	GS	CG	SHO	SV	IP	H	R	ER	HR	HB	BB	SO	WP	BK	AVG
2012	GCL Astros (R)	1	2	2.70	14	0	0	0	0	20.0	17	7	6	0	3	15	8	5	0	.236
2013	Greenville (R)	0	0	4.50	1	0	0	0	0	2.0	2	2	1	1	0	0	3	0	0	.222
MINOR LEAGUE TOTALS																				
		1	2	2.86	15	0	0	0	0	22.0	19	9	7	1	3	15	11	5	0	.235

ABREU, ALBERT - RIGHT-HANDED PITCHER

Height: 6-2 **Weight:** 175 **Bats:** R **Throws:** R
Born: Sept. 26, 1995 - Guayubin, DR **Hometown:** Guayubin, DR
Recommended/Signed By: Oz Ocampo/Rafael Belen/Francis Mojica
How Obtained: Signed by the Astros as a non-drafted free agent on Aug. 5, 2013.

Year	Team	W	L	ERA	G	GS	CG	SHO	SV	IP	H	R	ER	HR	HB	BB	SO	WP	BK	AVG
------	------	---	---	-----	---	----	----	-----	----	----	---	---	----	----	----	----	----	----	----	-----

2014 will be his first professional season

ACOSTA, YHOAN - LEFT-HANDED PITCHER

Height: 6-1 **Weight:** 175 **Bats:** L **Throws:** L
Born: June 17, 1995 - Bona, DR **Hometown:** Bona, DR
Recommended/Signed By: Oz Ocampo/Rafael Belen
How Obtained: Signed as a non-drafted free agent on June 15, 2013.

Year	Team	W	L	ERA	G	GS	CG	SHO	SV	IP	H	R	ER	HR	HB	BB	SO	WP	BK	AVG
2013	DSL Astros (R)	1	0	3.38	4	0	0	0	0	5.1	3	2	2	1	0	3	4	0	0	.158
MINOR LEAGUE TOTALS																				
		1	0	3.38	4	0	0	0	0	5.1	3	2	2	1	0	3	4	0	0	.158

ALANIZ, RUBEN - RIGHT-HANDED PITCHER

Height: 6-4 **Weight:** 218 **Bats:** R **Throws:** R
Born: June 14, 1991 - McAllen, TX **Hometown:** La Grulla, TX
School: Juarez-Lincoln HS (TX) **Recommended/Signed By:** Rusty Pendergrass
How Obtained: Signed as a non-drafted free agent on Aug. 14, 2009.



Career Highlights: 2013: Went 6-2 with a 2.98 ERA after the All-Star Break...tossed 7.0 scoreless innings in Game 4 of the Texas League Semifinals (struck out six and forced a deciding fifth game)...2012: Ranked as Houston's No. 15 prospect by *Baseball America*...Lancaster Pitcher of the Month, April...2011: Ranked by *Baseball America* as the No. 15 prospect with the 'Best Curveball' in the Houston system...Lexington Pitcher of the Month, June...2010: Led Greenville in wins and strikeouts.

Year	Team	W	L	ERA	G	GS	CG	SHO	SV	IP	H	R	ER	HR	HB	BB	SO	WP	BK	AVG
2010	Greenville (R)	6	4	4.21	12	12	0	0	0	57.2	65	32	27	5	4	10	42	5	0	.280
2011	Lexington (A)	7	10	4.44	27	21	0	0	0	115.2	111	78	57	11	9	38	96	3	1	.248
2012	Lancaster (A)	6	2	5.04	17	17	0	0	0	100.0	113	58	56	12	6	26	70	6	2	.288
2013	Corpus Christi (AA)	9	9	4.53	27	19	0	0	0	113.1	136	73	57	9	7	47	65	9	2	.298
MINOR LEAGUE TOTALS																				
		28	25	4.59	83	69	0	0	0	386.2	425	241	197	37	26	121	273	23	5	.278

AMADOR, JAPHET - INFIELDER

See Non-Roster Bio

AMADOR, WILSON - INFIELDER

Height: 6-1 **Weight:** 160 **Bats:** R **Throws:** R
Born: Dec. 14, 1996 - Bani, DR **Hometown:** Bani, DR
Recommended/Signed By: Oz Ocampo/Jose Lima
How Obtained: Signed as a non-drafted free agent on July 23, 2013.

Career Highlights: 2013: Was ranked by *Baseball America* as the No. 24 international prospect of 2013.

Year	Team	AVG	G	AB	R	H	2B	3B	HR	RBI	BB	SO	SB	CS	OBP	SLG	SF	SH	HB	E
------	------	-----	---	----	---	---	----	----	----	-----	----	----	----	----	-----	-----	----	----	----	---

2014 will be his first professional season

APLIN, ANDREW - OUTFIELDER

Height: 6-0 **Weight:** 200 **Bats:** L **Throws:** L
Born: March 21, 1991 - Vallejo, CA **Hometown:** Suisun City, CA
School: Arizona State University **Recommended/Signed By:** Mike Brown
How Obtained: Selected by the Astros in the fifth round of the June 2012 draft.



Career Highlights: 2014: Ranked by *Baseball America* as the Astros No. 19 prospect...2013: Became one of just seven Astros minor leaguers ever to record 100+ runs and 100+ RBI in the same season...he and George Springer were the only two minor leaguers to accomplish that feat in 2013...his 107 RBI led the California League and rank sixth all-time in Lancaster club history...ranked second in the CAL League in runs and walks...ranked fifth in the minors in RBI...named an MiLB.com Organizational All-Star...was a CAL League Postseason and Midseason All-Star...ranked by *Baseball America* as the Astros No. 24 prospect...made just 1 error in 125 games in the outfield (.997 fielding %)...had seven outfield assists...received CAL League Player of the Week honors for the week of May 20-27...2012: Tabbed by *BA* as the Best Defensive Player (along with IF Carlos Correa) among the Astros 2012 draft class...Tri-City Offensive Player of the Month, July...led the New York-Penn League in OPS (.978) and slugging percentage, and ranked second in batting average, third in on-base percentage, and tied for fourth in steals (min. 170 plate appearances).

Year	Team	AVG	G	AB	R	H	2B	3B	HR	RBI	BB	SO	SB	CS	OBP	SLG	SF	SH	HB	E
2012	Tri-City (A)	.348	44	164	38	57	9	5	4	25	24	22	20	7	.441	.537	2	1	5	1
	Lancaster (A)	.260	24	104	19	27	4	2	3	13	4	16	4	3	.287	.423	0	0	0	1
2013	Lancaster (A)	.278	128	500	102	139	32	7	9	107	83	63	24	6	.376	.424	3	10	2	1
MINOR LEAGUE TOTALS																				
		.290	196	768	159	223	45	14	16	145	111	101	48	16	.380	.448	5	11	7	3

SCOUTING & PLAYER DEVELOPMENT

APPEL, MARK - RIGHT-HANDED PITCHER

See Non-Roster Bio

AQUINO, DARIEL - INFIELDER

Height: 6-1 **Weight:** 188 **Bats:** R **Throws:** R
Born: Jan. 30, 1996 - San Juan De La Maguana, DR **Hometown:** San Juan de la Maguana, DR
Recommended/Signed By: Oz Ocampo/Rafael Belen/Jose Lima
How Obtained: Signed as a non-drafted free agent on March 25, 2013.

Year	Team	AVG	G	AB	R	H	2B	3B	HR	RBI	BB	SO	SB	CS	OBP	SLG	SF	SH	HB	E
2013	DSL Astros (R)	.158	22	57	6	9	0	0	0	2	6	23	1	2	.262	.158	0	2	2	6
MINOR LEAGUE TOTALS																				
		.158	22	57	6	9	0	0	0	2	6	23	1	2	.262	.158	0	2	2	6

ARAUZ, HAROLD - RIGHT-HANDED PITCHER

Height: 6-2 **Weight:** 185 **Bats:** R **Throws:** R
Born: May 29, 1995 - Chiriqui, PAN **Hometown:** Chiriqui, PAN
Recommended/Signed By: Felix Francisco/Jose Luis Santos
How Obtained: Signed by the Astros as a non-drafted free agent on July 12, 2011.
Career Highlights: 2013: Ranked second in the DSL with a 0.89 WHIP...led the DSL Astros in innings and was tied for first in wins.

Year	Team	W	L	ERA	G	GS	CG	SHO	SV	IP	H	R	ER	HR	HB	BB	SO	WP	BK	AVG
2012	DSL Astros (R)	1	1	4.30	8	5	0	0	0	14.2	19	9	7	0	1	3	15	2	0	.297
2013	DSL Astros (R)	5	0	1.91	16	12	0	0	2	66.0	47	23	14	1	2	12	43	6	1	.195
MINOR LEAGUE TOTALS																				
		6	1	2.34	24	17	0	0	2	80.2	66	32	21	1	3	15	58	8	1	.216

ARMSTRONG, JACK - INFIELDER

Height: 6-7 **Weight:** 236 **Bats:** R **Throws:** R
Born: Dec. 14, 1989 - Red Bank, NJ **Hometown:** Jupiter, FL
School: Vanderbilt University (TN) **Recommended/Signed By:** Nick Venuto
How Obtained: Selected by the Astros in the third round of the June 2011 draft.



Year	Team	AVG	G	AB	R	H	2B	3B	HR	RBI	BB	SO	SB	CS	OBP	SLG	SF	SH	HB	E
2012																				
2013																				

DNP (due to injury)

DNP (due to injury)

AVEA, MARLON - CATCHER

Height: 6-1 **Weight:** 195 **Bats:** R **Throws:** R
Born: Aug. 31, 1993 - Masaya, NIC **Hometown:** Masaya, NIC
Recommended/Signed By: Felix Francisco/Jose Luis Santos/Leocadio Guevara
How Obtained: Signed by the Astros as a non-drafted free agent on Sept. 28, 2010.

Year	Team	AVG	G	AB	R	H	2B	3B	HR	RBI	BB	SO	SB	CS	OBP	SLG	SF	SH	HB	E
2011	DSL Astros (R)	.165	37	85	4	14	0	0	0	9	9	26	2	1	.280	.165	1	0	5	2
2012	DSL Astros (R)	.204	35	93	14	19	4	0	2	8	4	14	4	0	.286	.312	1	1	7	4
2013	DSL Astros (R)	.225	52	142	14	32	8	0	2	14	14	18	1	2	.353	.324	0	9	14	7
MINOR LEAGUE TOTALS																				
		.203	124	320	32	65	12	0	4	31	27	58	7	3	.315	.278	2	10	26	13

BALLEW, TRAVIS - RIGHT-HANDED PITCHER

Height: 6-0 **Weight:** 167 **Bats:** R **Throws:** R
Born: May 1, 1991 - Rockwall, TX **Hometown:** Rockwall, TX
School: Texas State University **Recommended/Signed By:** Gavin Dickey
How Obtained: Selected by the Astros in the 23rd round of the June 2012 draft.



Career Highlights: 2013: The JetHawks closer ranked second in the California League in saves...his mark of 13.25 strikeouts per 9.0 innings ranked tied for fifth all-time in Astros minor league history for a single season and third among relievers (min. 50 innings)...ranked second in the CAL League in strikeouts per 9.0 innings (min. 50 innings)...his 4.42 ERA was 23 points below the league average (4.65) of the hitter-friendly CAL League...2012: Ranked second in the New York-Penn League in opponents batting average among relievers and fifth in holds (eight).

Year	Team	W	L	ERA	G	GS	CG	SHO	SV	IP	H	R	ER	HR	HB	BB	SO	WP	BK	AVG
2012	Tri-City (A)	5	1	1.62	23	0	0	0	3	39.0	23	9	7	2	3	17	44	2	0	.174
2013	Lancaster (A)	4	5	4.42	50	0	0	0	21	53.0	52	33	26	6	5	22	78	7	0	.248
MINOR LEAGUE TOTALS																				
		9	6	3.23	73	0	0	0	24	92.0	75	42	33	8	8	39	122	9	0	.219

BARRIOS, AGAPITO - RIGHT-HANDED PITCHER

Height: 6-2 **Weight:** 194 **Bats:** R **Throws:** R
Born: Nov. 30, 1993 - Los Santos, PAN **Hometown:** Los Santos, PAN
Recommended/Signed By: Felix Francisco/Jose Luis Santos
How Obtained: Signed by the Astros as a non-drafted free agent on July 5, 2010.

Career Highlights: 2013: Led the GCL Astros in starts, innings pitched...ranked tied for first in the GCL in starts.


Year	Team	W	L	ERA	G	GS	CG	SHO	SV	IP	H	R	ER	HR	HB	BB	SO	WP	BK	AVG
2011	DSL Astros (R)	3	4	4.60	13	13	0	0	0	58.2	55	35	30	3	4	27	37	12	1	.243
2012	GCL Astros (R)	1	5	3.28	11	5	0	0	0	49.1	51	25	18	1	8	8	26	11	0	.266
2013	GCL Astros (R)	3	7	3.44	12	12	0	0	0	52.1	55	25	20	2	3	20	38	7	3	.262
MINOR LEAGUE TOTALS																				
		7	16	3.82	36	30	0	0	0	160.1	161	85	68	6	15	55	101	30	4	.256

SCOUTING & PLAYER DEVELOPMENT

BASFORD, CHARLES - RIGHT-HANDED PITCHER

Height: 6-2	Weight: 212	Bats: R	Throws: R																	
Born: July 16, 1990 - Tallahassee, FL		Hometown: Pensacola, FL																		
School: Samford University (AL)		Recommended/Signed By:																		
How Obtained: Acquired from New York (AL) in exchange for OF Fernando Martinez on June 18, 2013...originally selected by the Yankees in the 37th round of the 2012 draft.																				
Year	Team	W	L	ERA	G	GS	CG	SHO	SV	IP	H	R	ER	HR	HB	BB	SO	WP	BK	AVG
2012	Staten Island (A)	2	3	5.18	18	0	0	0	0	24.1	33	17	14	2	1	8	22	2	0	.327
2013	Staten Island (A)	0	0	4.50	1	0	0	0	0	2.0	4	1	1	1	0	0	1	1	0	.444
	Tri-City (A)	3	0	2.73	19	0	0	0	0	26.1	25	10	8	1	2	13	26	4	0	.255
MINOR LEAGUE TOTALS		5	3	3.93	38	0	0	0	0	52.2	62	28	23	4	3	21	49	7	0	.298

BATISTA, JEAN CARLOS - INFIELDER

Height: 6-2		Weight: 199		Bats: S		Throws: R														
Born: Nov. 15, 1991 - La Romana, DR				Hometown: La Romana, DR																
Recommended/Signed By: Felix Francisco/Rafael Belen																				
How Obtained: Signed by the Astros as a non-drafted free agent on Nov. 25, 2010.																				
Career Highlights: 2012: Appalachian League Postseason All-Star...Greenville Offensive Player of the Month, July...led the Appalachian League in hits, doubles and total bases (104) while ranking second in extra base hits (27) before getting promoted to Tri-City on Aug. 15.																				
Year	Team	AVG	G	AB	R	H	2B	3B	HR	RBI	BB	SO	SB	CS	OBP	SLG	SH	HB	E	
2011	GCL Astros (R)	.243	38	144	18	35	7	3	1	18	6	25	6	1	.270	.354	2	1	0	13
	Greenville (R)	.333	12	45	6	15	3	0	2	11	1	13	0	1	.348	.533	0	0	0	4
2012	Greenville (R)	.321	51	196	30	63	19	2	6	36	7	31	6	2	.345	.531	2	1	1	10
	Tri-City (A)	.306	12	49	7	15	4	0	0	3	0	12	2	1	.300	.388	1	1	0	6
2013	Lancaster (A)	.226	8	30	5	6	1	0	0	1	1	9	0	0	.226	.233	0	0	0	1
	GCL Astros (R)	.280	24	93	17	26	3	6	3	15	1	16	1	0	.295	.538	0	0	1	0
MINOR LEAGUE TOTALS		.287	145	557	83	160	37	11	12	84	16	106	15	5	.307	.458	5	3	2	40



BELBODER, JOEL - RIGHT-HANDED PITCHER

Height: 6-0	Weight: 185	Bats: R	Throws: R																	
Born: Oct. 5, 1995 - San Pedro de Macoris, DR		Hometown: San Pedro de Macoris, DR																		
Recommended/Signed By: Oz Ocampo/Jose Ortiz																				
How Obtained: Signed by the Astros as a non-drafted free agent on Aug. 2, 2013.																				
Year	Team	W	L	ERA	G	GS	CG	SHO	SV	IP	H	R	ER	HR	HB	BB	SO	WP	BK	AVG
2014 will be his first professional season																				

BENZANT, GERALD - RIGHT-HANDED PITCHER

Height: 6-2	Weight: 185	Bats: R	Throws: R																	
Born: Dec. 21, 1994 - Santo Domingo, DR		Hometown: Santo Domingo, DR																		
Recommended/Signed By: Oz Ocampo/Rafael Belen																				
How Obtained: Signed by the Astros as a non-drafted free agent on Sept. 26, 2013.																				
Year	Team	W	L	ERA	G	GS	CG	SHO	SV	IP	H	R	ER	HR	HB	BB	SO	WP	BK	AVG
2014 will be his first professional season																				

BERGER, ERIC - LEFT-HANDED PITCHER

Height: 6-1	Weight: 201	Bats: L	Throws: L																	
Born: April 22, 1986 - Goldsboro, NC	Hometown: Roseville, CA																			
School: University of Arizona	Recommended/Signed By: Cesar Geronimo (CLE)																			
How Obtained: Acquired from Cleveland in exchange for C Chris Wallace on April 15, 2013...originally selected by the Indians in the eighth round of the June 2008 draft.																				
Career Highlights: 2013: Played for the Bravos de Margarita in the Venezuelan Winter League, going 4-4 with a 3.04 ERA (19ER/56.1IP) and 30 strikeouts in 12 outings (11 starts)...2012: Following the 2012 season played for Israel in the World Baseball Classic Qualifiers...played for Bravos de Margarita in the Venezuelan Winter League...2009: Led the Indians system in ERA (2.50) and was second in strikeouts (133)...was a California League Midseason All-Star...2008: Was named a New York-Penn League All-Star.																				
Year	Team	W	L	ERA	G	GS	CG	SHO	SV	IP	H	R	ER	HR	HB	BB	SO	WP	BK	AVG
2012	Tri-City (A)	3	4	3.32	13	13	0	0	0	65.0	76	30	24	6	1	20	42	1	0	.292
2008	Mahoning Valley (A)	2	0	2.12	8	8	0	0	0	34.0	26	11	8	2	0	9	41	1	0	.203
	Lake County (A)	0	0	2.08	2	1	0	0	0	4.1	3	1	1	0	0	2	4	0	0	.176
2009	Kinston (A)	7	8	2.45	21	21	0	0	0	110.1	93	38	30	4	2	45	100	7	1	.227
	Akron (AA)	3	1	2.67	6	6	0	0	0	33.2	32	14	10	1	0	16	33	2	0	.250
2010	Akron (AA)	5	5	4.64	18	17	1	0	0	87.1	78	46	45	9	3	52	73	9	0	.239
	Columbus (AAA)	0	1	5.84	5	5	0	0	0	24.2	31	18	16	2	1	20	17	1	0	.304
2011	Akron (AA)	2	0	2.53	31	2	0	0	0	57.0	44	17	16	4	1	22	67	4	0	.213
	Columbus (AAA)	0	1	10.05	11	0	0	0	0	14.1	26	24	16	2	1	14	20	4	0	.382
2012	Akron (AA)	0	3	4.37	5	5	0	0	0	22.2	22	16	11	3	0	8	21	1	0	.244
	Columbus (AAA)	2	6	5.50	26	13	0	0	0	88.1	92	55	54	16	1	29	78	8	0	.266
2013	Akron (AA)	0	0	4.15	2	0	0	0	0	4.1	6	2	2	0	0	1	3	2	3	.333
	Oklahoma City (AAA)	6	3	3.06	44	3	0	0	1	70.2	59	28	24	6	0	32	55	9	0	.225
MINOR LEAGUE TOTALS		27	28	3.80	179	81	1	0	1	551.2	512	270	233	49	10	252	511	49	1	.244

SCOUTING & PLAYER DEVELOPMENT

BERMEJO, JESUS - CATCHER

Height: 6-1 **Weight:** 180 **Bats:** R **Throws:** R
Born: April 8, 1994 - Barranquilla, COL **Hometown:** Barranquilla, COL
Recommended/Signed By: Oscar Alvarado/Carlos Martinez
How Obtained: Signed by the Astros as a non-drafted free agent on March 16, 2013.

Year	Team	AVG	G	AB	R	H	2B	3B	HR	RBI	BB	SO	SB	CS	OBP	SLG	SF	SH	HB	E
2013	DSL Astros (R)	.213	20	61	6	13	1	0	1	9	5	18	0	0	.279	.279	1	1	1	0
MINOR LEAGUE TOTALS																				
		.213	20	61	6	13	1	0	1	9	5	18	0	0	.279	.279	1	1	1	0

BIRCHER, JOE - LEFT-HANDED PITCHER

Height: 6-4 **Weight:** 218 **Bats:** L **Throws:** L
Born: March 27, 1990 - Omaha, NE **Hometown:** Omaha, NE
School: Bradley University (IL) **Recommended/Signed By:** Troy Hoerner
How Obtained: Selected by the Astros in the 10th round of the June 2012 draft.



Year	Team	W	L	ERA	G	GS	CG	SHO	SV	IP	H	R	ER	HR	BB	BB	SO	WP	BK	AVG
2012	Tri-City (A)	3	4	3.32	13	13	0	0	0	65.0	76	30	24	6	1	20	42	1	0	.292
2013	Quad Cities (A)	3	3	4.15	14	10	0	0	2	65.0	71	32	30	5	4	13	35	3	0	.278
	GCL Astros (R)	1	0	2.08	4	4	0	0	0	13.0	15	6	3	0	0	3	16	1	0	.300
MINOR LEAGUE TOTALS																				
		7	7	3.59	31	27	0	0	2	143.0	162	68	57	11	5	36	93	5	0	.287

BLASIK, BRIAN - INFIELDER

Height: 5-11 **Weight:** 184 **Bats:** R **Throws:** R
Born: March 15, 1990 - Dayton, OH **Hometown:** Kettering, OH
School: University of Dayton (OH) **Recommended/Signed By:** Nick Venuto
How Obtained: Signed by the Astros as a non-drafted free agent on June 10, 2012.



Career Highlights: 2012: Appalachian League Postseason All-Star...Greenville Team MVP...Greenville Offensive Player of the Month, August...Greenville Defensive Player of the Month, July and August...ranked tied for third in the Appalachian League in hits and fifth in average.

Year	Team	AVG	G	AB	R	H	2B	3B	HR	RBI	BB	SO	SB	CS	OBP	SLG	SF	SH	HB	E
2012	Greenville (R)	.318	55	217	29	69	14	3	1	43	11	25	6	1	.346	.424	5	5	1	4
2013	Quad Cities	.209	67	206	26	43	7	0	3	21	31	33	9	4	.321	.286	2	8	4	15
MINOR LEAGUE TOTALS																				
		.265	122	423	55	112	21	3	4	64	42	58	15	5	.333	.357	7	13	5	19

BOOTH, BRETT - CATCHER

Height: 5-11 **Weight:** 215 **Bats:** R **Throws:** R
Born: Oct. 12, 1990 - Northport, AL **Hometown:** Northport, AL
School: University of Alabama **Recommended/Signed By:** Justin Cryer
How Obtained: Selected by the Astros in the 34th round of the June 2013 draft.

Year	Team	AVG	G	AB	R	H	2B	3B	HR	RBI	BB	SO	SB	CS	OBP	SLG	SF	SH	HB	E
2013	GCL Astros (R)	.308	16	52	6	16	3	1	1	11	8	11	1	0	.431	.462	1	0	4	1
	Tri-City (A)	.244	26	82	6	20	3	0	0	5	10	16	0	0	.344	.280	1	0	3	2
MINOR LEAGUE TOTALS																				
		.269	42	134	12	36	6	1	1	16	18	27	1	0	.379	.351	2	0	7	3

BORCHERING, BOBBY - INFIELDER

Height: 6-4 **Weight:** 223 **Bats:** S **Throws:** R
Born: Oct. 25, 1990 - Fort Myers, FL **Hometown:** Alva, FL
School: Bishop Verot HS (FL) **Recommended/Signed By:** Ray Blanco (ARI)
How Obtained: Acquired from Arizona along with OF Marc Krauss in exchange for IF Chris Johnson on July 29, 2012...originally selected by Arizona in the first round (16th overall) of the June 2009 draft.



Career Highlights: 2012: Ranked by *Baseball America* as the No. 10 prospect and 'Best Power Hitter' in the Arizona system...played in the Arizona Fall League following the conclusion of the season...2011: Tabbed as the No. 7 prospect and 'Best Power Hitter' in the D-Backs organization by BA...MiLB.com Organization All-Star...was tied for third in the California League in home runs...2010: Named by *Baseball America* as the No. 2 prospect and 'Best Power Hitter' in the Diamondbacks system...MiLB.com Organization All-Star...Midwest League Player of the Week, April 26-May 2...2009: Rated as the 'Best High School Power Hitter' in the 2009 draft by *Baseball America*...also named by the publication as the No. 3 prospect in the Pioneer League.

Year	Team	AVG	G	AB	R	H	2B	3B	HR	RBI	BB	SO	SB	CS	OBP	SLG	SF	SH	HB	E
2009	Missoula (R)	.241	22	87	10	21	8	1	2	11	5	27	0	0	.290	.425	0	0	1	5
2010	South Bend (A)	.270	135	523	74	141	31	2	15	74	54	128	1	1	.341	.423	5	1	5	20
2011	Visalia (A)	.267	135	531	80	142	29	3	24	92	49	162	4	1	.332	.469	5	0	5	27
2012	Visalia (A)	.277	81	307	47	85	23	1	18	60	28	96	0	2	.340	.534	5	0	4	3
	Mobile (AA)	.130	21	77	4	10	0	0	2	8	3	27	0	1	.183	.208	0	0	2	2
	Corpus Christi (AA)	.189	30	95	11	18	5	1	4	18	10	36	1	1	.275	.389	2	0	2	3
2013	Greenville (R)	.259	17	58	7	15	4	0	2	4	10	15	0	1	.368	.431	0	0	0	3
	Quad Cities (A)	.203	48	172	17	35	7	1	5	22	21	61	1	0	.305	.343	0	0	4	7
MINOR LEAGUE TOTALS																				
		.252	489	1850	250	467	107	9	72	289	180	552	7	7	.324	.437	17	1	23	70

BOWEY, JAKE - CATCHER

Height: 6-1 **Weight:** 194 **Bats:** L **Throws:** R
Born: July 16, 1996 - Perth, Australia **Hometown:** Perth, Australia
Recommended/Signed By: Oz Ocampo/Greg Morris
How Obtained: Signed by the Astros as a non-drafted free agent on July 3, 2013.

Year	Team	AVG	G	AB	R	H	2B	3B	HR	RBI	BB	SO	SB	CS	OBP	SLG	SF	SH	HB	E
------	------	-----	---	----	---	---	----	----	----	-----	----	----	----	----	-----	-----	----	----	----	---

2014 will be his first professional season

SCOUTING & PLAYER DEVELOPMENT


BRUNNEMANN, TYLER - RIGHT-HANDED PITCHER

Height: 6-2	Weight: 218	Bats: R	Throws: R																	
Born: Aug. 9, 1991 - Garden Ridge, TX		Hometown: Garden Ridge, TX																		
School: Hardin-Simmons University (TX)		Recommended/Signed By: Jim Stevenson																		
How Obtained: Selected by the Astros in the 40th round of the June 2013 draft.																				
Career Highlights: 2013: Became just the second player ever drafted from Hardin-Simmons U (also Rusty Hamric in 1979 by PHI).																				
Year	Team	W	L	ERA	G	GS	CG	SHO	SV	IP	H	R	ER	HR	HB	BB	SO	WP	BK	AVG
2013	Greenville (R)	2	0	4.66	14	0	0	0	1	19.1	18	10	10	0	3	5	28	1	0	.257
	Tri-City (A)	0	1	0.90	9	0	0	0	2	10.0	4	1	1	1	0	1	11	0	0	.125
MINOR LEAGUE TOTALS		2	1	3.38	23	0	0	0	3	29.1	22	11	11	1	3	6	39	1	0	.216

BUCHANAN, JAKE - RIGHT-HANDED PITCHER

See Non-Roster Bio

CAIN, COLTON (BILLY) - LEFT-HANDED PITCHER

Height: 6-3	Weight: 259	Bats: L	Throws: L
Born: Feb. 5, 1991 - Waxahachie, TX		Hometown: Waxahachie, TX	
School: Waxahachie HS (TX)		Recommended/Signed By: Mike Leuzinger (PIT)	
How Obtained: Acquired from Pittsburgh along with LHP Rudy Owens and OF Robbie Grossman in exchange for LHP Wandy Rodriguez on July 24, 2012...originally selected by Pittsburgh in the eighth round of the June 2009 draft.			
Career Highlights: 2013: After a rough April (11.15 ERA in five games), posted a 2.78 ERA (33ER/106.2IP) over his final 23 outings... Quad Cities Pitcher of the Month, June...Lancaster Pitcher of the Month, August...2012: Ranked by <i>Baseball America</i> as the No. 13 prospect in Pittsburgh's system...2011: Tabbed by <i>BA</i> as the No. 13 Prospect in the Pirates system...2010: Named Pittsburgh's No. 11 prospect by <i>BA</i> ...rated by the publication as the No. 10 prospect in the New York-Penn League following the season.			



CASTRO, ERIK - INFIELDER

Height: 6-4	Weight: 224	Bats: L	Throws: R
Born: Nov. 13, 1987 - Los Angeles, CA		Hometown: Fallbrook, CA	
School: San Diego State University		Recommended/Signed By: Doug Deutsch/Bob King	
How Obtained: Selected by the Astros in the 10th round of the June 2009 draft.			
Career Highlights: 2013: Finished third in the Texas League in OPS (.848)...Corpus Christi Player of the Month, May and August...hit .292 with 16 of his 18 homers off righties...2012: MiLB.com Organization All-Star...ranked second in the California League in RBI, tied for third in homers and walks, and sixth in total bases (248)...ranked tied for first in the Astros system in RBI and third in homers.			



CESAR, RANDY - INFIELDER

Height: 6-1	Weight: 180	Bats: R	Throws: R																	
Born: Jan. 11, 1995 - Santo Domingo, DR		Hometown: Santo Domingo, DR																		
Recommended/Signed By: Felix Francisco/Rafael Belen																				
How Obtained: Signed by the Astros as a non-drafted free agent on July 15, 2011.																				
Career Highlights: 2012: DSL Astros Offensive Player of the Month, June.																				
Year	Team	AVG	G	AB	R	H	2B	3B	HR	RBI	BB	SO	SB	CS	OBP	SLG	SF	SH	HB	E
2012	DSL Astros (R)	.213	59	202	17	43	6	0	1	16	23	37	2	1	.307	.257	1	3	5	24
2013	DSL Astros (R)	.235	63	221	29	52	9	1	1	19	29	47	2	4	.331	.299	1	0	3	16
MINOR LEAGUE TOTALS		.225	122	423	46	95	15	1	2	35	52	84	4	5	.320	.279	2	3	8	40

CHAMBERS, ADRON - OUTFIELDER

See Non-Roster Bio

CHEVALIER, RAYDERSON - RIGHT-HANDED PITCHER

Height: 6-1		Weight: 165		Bats: R		Throws: R														
Born: Jan. 31, 1995 - La Vega, DR				Hometown: La Vega, DR																
Recommended/Signed By: Felix Francisco/Rafael Belen/Francis Mojica																				
How Obtained: Signed by the Astros as a non-drafted free agent on Jan. 13, 2012.																				
Year	Team	W	L	ERA	G	GS	CG	SHO	SV	IP	H	R	ER	HR	HB	BB	SO	WP	BK	AVG
2012	DSL Astros (R)	3	3	6.44	15	5	0	0	0	43.1	48	40	31	3	3	23	40	7	0	.284
2013	DSL Astros (R)	4	2	2.28	13	5	0	0	1	43.1	31	15	11	2	5	17	33	2	0	.203
MINOR LEAGUE TOTALS		7	5	4.36	28	10	0	0	1	86.2	79	55	42	5	8	40	73	9	0	.245

SCOUTING & PLAYER DEVELOPMENT

CHRISMON, AUSTIN (WILLIAM) - RIGHT-HANDED PITCHER

Height: 6-2 **Weight:** 242 **Bats:** R **Throws:** R
Born: Sept. 16, 1992 - Newport News, VA **Hometown:** Newport News, VA
School: Christopher Newport University (VA) **Recommended/Signed By:** Tim Bittner
How Obtained: Selected by the Astros in the 26th round of the June 2013 draft.

Year	Team	W	L	ERA	G	GS	CG	SHO	SV	IP	H	R	ER	HR	HB	BB	SO	WP	BK	AVG
2013	Greenville (R)	3	1	3.06	11	2	0	0	1	32.1	25	13	11	3	4	8	24	3	1	.205
MINOR LEAGUE TOTALS																				
		3	1	3.06	11	2	0	0	1	32.1	25	13	11	3	4	8	24	3	1	.205

CHRISTENSEN, PATRICK - RIGHT-HANDED PITCHER

Height: 6-3 **Weight:** 223 **Bats:** R **Throws:** R
Born: Dec. 27, 1990 - La Jolla, CA **Hometown:** La Jolla, CA
School: La Salle University (PA) **Recommended/Signed By:** Bobby St. Pierre
How Obtained: Selected by the Astros in the 27th round of the June 2013 draft.

Year	Team	W	L	ERA	G	GS	CG	SHO	SV	IP	H	R	ER	HR	HB	BB	SO	WP	BK	AVG
2013	Tri-City (A)	1	1	3.86	14	0	0	0	2	14.0	12	6	6	2	1	0	16	0	0	.231
	Quad Cities (A)	1	1	1.29	9	0	0	0	1	14.0	13	3	2	0	1	3	22	1	0	.245
MINOR LEAGUE TOTALS																				
		2	2	2.57	23	0	0	0	3	28.0	25	9	8	2	2	3	38	1	0	.238

CLEMENTS, BRETT - CATCHER

Height: 5-9 **Weight:** 192 **Bats:** S **Throws:** R
Born: Sept. 23, 1990 - Riverview, FL **Hometown:** Riverview, FL
School: Nova Southeastern University (FL) **Recommended/Signed By:** John Martin
How Obtained: Signed by the Astros as a non-drafted free agent on June 17, 2013.

Year	Team	AVG	G	AB	R	H	2B	3B	HR	RBI	BB	SO	SB	CS	OBP	SLG	SF	SH	HB	E
2013	GCL Astros (R)	.222	19	45	5	10	1	0	0	2	5	16	1	0	.340	.244	0	0	3	1
MINOR LEAGUE TOTALS																				
		.222	19	45	5	10	1	0	0	2	5	16	1	0	.340	.244	0	0	3	1

COA, PEDRO - CATCHER

Height: 6-2 **Weight:** 218 **Bats:** R **Throws:** R
Born: Dec. 21, 1992 - Barcelona, VZ **Hometown:** Barcelona, VZ
Recommended/Signed By: Felix Francisco/Oscar Alvarado/Miguel Chacoa
How Obtained: Signed by the Astros as a non-drafted free agent on Feb. 11, 2011.
Career Highlights: 2012: DSL Astros Defensive Player of the Month, August.

Year	Team	AVG	G	AB	R	H	2B	3B	HR	RBI	BB	SO	SB	CS	OBP	SLG	SF	SH	HB	E
2011	DSL Astros (R)	.186	39	86	5	16	1	0	0	9	7	7	0	0	.263	.198	0	1	2	2
2012	DSL Astros (R)	.256	37	90	11	23	2	0	1	7	8	5	0	5	.320	.311	1	4	1	7
2013	GCL Astros (R)	.133	26	60	4	8	2	0	0	5	5	12	0	0	.232	.167	1	1	3	2
MINOR LEAGUE TOTALS																				
		.199	102	236	20	47	5	0	1	21	20	24	0	5	.277	.233	2	6	6	11

COKINOS, M.P. (MICHAEL) - CATCHER

Height: 6-2 **Weight:** 198 **Bats:** R **Throws:** R
Born: June 18, 1990 - Houston, TX **Hometown:** Houston, TX
School: St. Mary's University (TX) **Recommended/Signed By:** Gavin Dickey
How Obtained: Selected by the Astros in the 31st round of the June 2012 draft.

Career Highlights: 2013: Ranked fourth in the California League in batting average and RBI...California League Postseason All-Star...California League Player of the Week, June 17-24...MiLB.com Organizational All-Star...Lancaster Player of the Month, June (hit .392 with 10 doubles)...hit .395 against lefties.

Year	Team	AVG	G	AB	R	H	2B	3B	HR	RBI	BB	SO	SB	CS	OBP	SLG	SF	SH	HB	E
2012	Tri-City (A)	.320	36	125	18	40	4	1	3	18	9	14	1	1	.370	.440	2	1	2	0
2013	Lancaster (A)	.313	109	425	71	133	28	1	13	94	47	41	1	3	.395	.475	7	1	15	3
MINOR LEAGUE TOTALS																				
		.315	145	550	89	173	32	2	16	112	56	55	2	4	.389	.467	9	2	17	3



COMER, KEVIN - RIGHT-HANDED PITCHER

Height: 6-3 **Weight:** 213 **Bats:** R **Throws:** R
Born: Aug. 1, 1992 - Bryn Mawr, PA **Hometown:** Shamong, NJ
School: Seneca HS (NJ) **Recommended/Signed By:** Bobby Gandolfo (TOR)

How Obtained: Acquired from Toronto (as the PTBNL) along with RHP Francisco Cordero, OF Ben Francisco, RHP Joe Musgrove, C Carlos Perez, LHP David Rollins and RHP Asher Wojciechowski in exchange for RHP David Carpenter, LHP J.A. Happ and RHP Brandon Lyon on July 20, 2012...named on Aug. 16, 2012...was originally selected by Toronto in the supplemental first round (57th overall) of the June 2011 draft.

Career Highlights: 2012: Ranked by Baseball America as Toronto's No. 17 prospect.

Year	Team	W	L	ERA	G	GS	CG	SHO	SV	IP	H	R	ER	HR	HB	BB	SO	WP	BK	AVG
2012	Bluefield (R)	3	3	3.95	10	7	0	0	0	43.1	43	25	19	4	3	8	29	3	0	.249
	Greenville (R)	0	1	9.00	2	1	0	0	0	6.0	10	6	6	2	1	2	5	0	0	.370
2013	Tri-City (A)	2	5	4.93	15	7	0	0	1	45.2	50	28	25	2	1	18	44	4	0	.273
MINOR LEAGUE TOTALS																				
		5	9	4.74	27	15	0	0	1	95.0	103	59	50	8	5	28	78	7	0	.269



SCOUTING & PLAYER DEVELOPMENT

CONNOLLY, RYAN - RIGHT-HANDED PITCHER

Height: 5-11 **Weight:** 181 **Bats:** R **Throws:** R
Born: Nov. 10, 1990 - Charleston, SC **Hometown:** Charleston, SC
School: Coastal Carolina University (SC) **Recommended/Signed By:** Tim Bittner
How Obtained: Signed by the Astros as a non-drafted free agent on June 19, 2013.

Year	Team	W	L	ERA	G	GS	CG	SHO	SV	IP	H	R	ER	HR	HB	BB	SO	WP	BK	AVG
2013	Greenville (R)	1	2	5.22	20	0	0	0	0	29.1	37	23	17	0	3	12	20	2	0	.303
MINOR LEAGUE TOTALS		1	2	5.22	20	0	0	0	0	29.1	37	23	17	0	3	12	20	2	0	.303

CORNIEL, ROBERT - RIGHT-HANDED PITCHER

Height: 6-3 **Weight:** 199 **Bats:** R **Throws:** R
Born: June 23, 1995 - Tamboril, DR **Hometown:** Tamboril, DR
Recommended/Signed By: Felix Francisco/Rafael Belen/Jose Ortiz
How Obtained: Signed by the Astros as a non-drafted free agent on July 16, 2012.

Year	Team	W	L	ERA	G	GS	CG	SHO	SV	IP	H	R	ER	HR	HB	BB	SO	WP	BK	AVG
2013	DSL Astros (R)	0	0	3.00	8	0	0	0	0	6.0	6	4	2	0	0	5	7	1	0	.273
	GCL Astros (R)	0	0	9.00	2	0	0	0	0	2.0	1	2	2	0	0	4	2	1	0	.143
MINOR LEAGUE TOTALS		0	0	4.50	10	0	0	0	0	8.0	7	6	4	0	0	9	9	2	0	.241

CORREA, CARLOS - INFILDER

See Non-Roster Bio

COTTON, CHRIS - LEFT-HANDED PITCHER

Height: 5-10 **Weight:** 170 **Bats:** R **Throws:** L
Born: Nov. 21, 1990 - Shreveport, LA **Hometown:** Shreveport, LA
School: Louisiana State University **Recommended/Signed By:** Justin Cryer
How Obtained: Selected by the Astros in the 14th round of the June 2013 draft.

Year	Team	W	L	ERA	G	GS	CG	SHO	SV	IP	H	R	ER	HR	HB	BB	SO	WP	BK	AVG
2013	Tri-City (A)	3	3	1.74	8	6	0	0	0	31.0	32	11	6	1	1	2	21	1	0	.264
MINOR LEAGUE TOTALS		3	3	1.74	8	6	0	0	0	31.0	32	11	6	1	1	2	21	1	0	.264

COTTON, JAMAIN - RIGHT-HANDED PITCHER

Height: 6-1 **Weight:** 198 **Bats:** R **Throws:** R
Born: Sept. 27, 1990 - St. Thomas, VI **Hometown:** St. Thomas, VI
School: Western Oklahoma State College **Recommended/Signed By:** Jim Stevenson
How Obtained: Selected by the Astros in the 15th round of the June 2010 draft.

Year	Team	W	L	ERA	G	GS	CG	SHO	SV	IP	H	R	ER	HR	HB	BB	SO	WP	BK	AVG
2010	Greenville (R)	0	1	8.36	13	0	0	0	0	14.0	28	21	13	3	0	7	15	3	0	.412
2011	Greenville (R)	4	1	5.45	9	5	0	0	1	34.2	46	22	21	2	0	11	27	0	0	.319
	Tri-City (A)	2	1	3.68	5	5	0	0	0	22.0	25	10	9	1	0	5	14	1	0	.291
2012	Tri-City (A)	2	1	3.31	23	0	0	0	0	32.2	31	16	12	3	0	15	32	2	0	.250
2013	Quad Cities (A)	2	5	4.77	26	5	0	0	2	71.2	81	51	38	9	2	27	50	3	0	.286
MINOR LEAGUE TOTALS		10	9	4.78	76	15	0	0	3	175.0	211	120	93	18	2	65	138	9	0	.299



CRUZ, RHINER - RIGHT-HANDED PITCHER

See Non-Roster Bio

CULBRETH, BRANDON - RIGHT-HANDED PITCHER

Height: 6-4 **Weight:** 221 **Bats:** R **Throws:** R
Born: July 27, 1992 - Winston-Salem, NC **Hometown:** Winston-Salem, NC
School: Forsyth Country Day HS (NC) **Recommended/Signed By:** JD Alleva
How Obtained: Selected by the Astros in the eighth round of the June 2011 draft.

Year	Team	W	L	ERA	G	GS	CG	SHO	SV	IP	H	R	ER	HR	HB	BB	SO	WP	BK	AVG
2011	GCL Astros (R)	0	2	12.71	5	1	0	0	0	5.2	6	9	8	0	2	7	4	1	0	.273
2012	GCL Astros (R)	1	3	5.91	10	4	0	0	0	32.0	37	27	21	1	4	18	22	2	1	.278
2013	GCL Astros (R)	1	0	2.89	4	1	0	0	1	9.1	10	4	3	0	0	4	15	0	0	.270
MINOR LEAGUE TOTALS		2	5	6.13	19	6	0	0	1	47.0	53	40	32	1	6	29	41	3	1	.276



DANDO, ZACHARY - RIGHT-HANDED PITCHER

Height: 6-3 **Weight:** 191 **Bats:** R **Throws:** R
Born: Jan. 4, 1991 - Denver, CO **Hometown:** Aurora, CO
School: Central Arizona College **Recommended/Signed By:** Mike Brown
How Obtained: Selected by the Astros in the 32nd round of the June 2011 draft.

Year	Team	W	L	ERA	G	GS	CG	SHO	SV	IP	H	R	ER	HR	HB	BB	SO	WP	BK	AVG
2011	Greenville (R)	1	3	4.91	19	0	0	0	3	33.0	23	21	18	3	3	10	35	0	0	.187
2012	Greenville (R)	4	0	3.18	19	0	0	0	1	34.0	34	16	12	0	0	9	32	5	0	.250
2013	GCL Astros (R)	1	1	3.75	15	1	0	0	1	24.0	23	12	10	0	0	15	18	2	0	.250
	Tri-City (A)	0	0	0.00	5	0	0	0	0	10.0	9	0	0	0	0	3	2	0	0	.257
MINOR LEAGUE TOTALS		7	4	3.56	58	1	0	0	5	101.0	89	49	40	3	3	37	87	7	0	.231



SCOUTING & PLAYER DEVELOPMENT

DAVIDSON, CHASE - INFIELDER

Height: 6-5 **Weight:** 238 **Bats:** L **Throws:** R
Born: Jan. 14, 1990 - Atlanta, GA **Hometown:** Alpharetta, GA
School: University of Georgia **Recommended/Signed By:** Lincoln Martin
How Obtained: Selected by the Astros in the 41st round of the June 2011 draft.



Career Highlights: 2011: Appalachian League Postseason All-Star...led the league in OPS (1.071) and ranked second in slugging.

Year	Team	AVG	G	AB	R	H	2B	3B	HR	RBI	BB	SO	SB	CS	OBP	SLG	SF	SH	HB	E
2011	Greeneville (R)	.335	43	161	33	54	13	2	11	44	24	51	8	1	.426	.646	1	0	2	0
	Tri-City (A)	.000	1	4	0	0	0	0	0	0	0	2	0	0	.000	.000	0	0	0	0
2012	Tri-City (A)	.156	9	32	4	5	1	0	1	5	3	9	1	0	.229	.281	0	0	0	0
2013	Quad Cities (A)	.238	10	42	5	10	3	0	1	5	2	21	1	2	.289	.381	0	0	1	0
MINOR LEAGUE TOTALS		.289	63	239	42	69	17	2	13	54	29	83	10	3	.371	.540	1	0	3	0

DE LA CRUZ, BRYAN - OUTFIELDER

Height: 6-2 **Weight:** 175 **Bats:** R **Throws:** R
Born: Dec. 16, 1996 - Santo Domingo, DR **Hometown:** Santo Domingo, DR
Recommended/Signed By: Oz Ocampo/Marc Russo/Rafael Belen
How Obtained: Signed by the Astros as a non-drafted free agent on Sept. 24, 2013.

Year	Team	AVG	G	AB	R	H	2B	3B	HR	RBI	BB	SO	SB	CS	OBP	SLG	SF	SH	HB	E
------	------	-----	---	----	---	---	----	----	----	-----	----	----	----	----	-----	-----	----	----	----	---

2014 will be his first professional season

DE LEON, AMBIORIX - LEFT-HANDED PITCHER

Height: 6-3 **Weight:** 234 **Bats:** L **Throws:** L
Born: July 8, 1991 - Bajos de Haina, DR **Hometown:** Bani, DR
Recommended/Signed By: Felix Francisco/Rafael Belen
How Obtained: Signed by the Astros as a non-drafted free agent on Dec. 23, 2009.

Career Highlights: 2011: DSL Astros Pitcher of the Month, July and August.

Year	Team	W	L	ERA	G	GS	CG	SHO	SV	IP	H	R	ER	HR	HB	BB	SO	WP	BK	AVG
2010	DSL Astros (R)	0	0	6.23	10	0	0	0	0	13.0	13	10	9	1	1	12	6	1	1	.255
2011	DSL Astros (R)	2	4	4.47	14	10	0	0	0	56.1	51	32	28	3	0	19	44	3	2	.239
2012	GCL Astros (R)	1	2	3.74	17	0	0	0	0	21.2	27	12	9	1	3	6	17	2	0	.290
2013	GCL Astros (R)	1	0	2.82	5	3	0	0	0	22.1	19	9	7	1	0	8	18	0	0	.229
MINOR LEAGUE TOTALS		4	6	4.21	46	13	0	0	0	113.1	110	63	53	6	4	45	85	6	3	.250

DE LEON, JORGE - RIGHT-HANDED PITCHER

See Non-Roster Bio

DE LOS SANTOS, SAMIL - RIGHT-HANDED PITCHER

Height: 6-4 **Weight:** 205 **Bats:** R **Throws:** R
Born: Jan. 8, 1994 - Nigua, DR **Hometown:** Nigua, DR
Recommended/Signed By: Felix Francisco/Rafael Belen/Julio De La Cruz
How Obtained: Signed by the Astros as a non-drafted free agent on April 6, 2011.
Career Highlights: 2012: DSL All-Star...DSL Astros Pitcher of the Month, April.

Year	Team	W	L	ERA	G	GS	CG	SHO	SV	IP	H	R	ER	HR	HB	BB	SO	WP	BK	AVG
2011	DSL Astros (R)	1	3	7.04	9	2	0	0	0	15.1	13	19	12	0	1	20	13	1	1	.245
2012	GCL Astros (R)	2	3	2.50	12	9	0	0	0	57.2	42	21	16	1	5	20	63	9	1	.197
2013	GCL Astros (R)	3	2	7.86	14	2	0	0	0	26.1	34	25	23	1	2	7	28	3	0	.312
MINOR LEAGUE TOTALS		6	8	4.62	35	13	0	0	0	99.1	89	65	51	2	8	47	104	13	2	.237

DELIS, JUAN - RIGHT-HANDED PITCHER

Height: 6-1 **Weight:** 195 **Bats:** R **Throws:** R
Born: May 29, 1994 - Corregimiento de Bella Vista, PAN **Hometown:** Panama City, PAN
Recommended/Signed By: Felix Francisco/Jose Luis Santos
How Obtained: Signed by the Astros as a non-drafted free agent on Nov. 1, 2010.

Year	Team	W	L	ERA	G	GS	CG	SHO	SV	IP	H	R	ER	HR	HB	BB	SO	WP	BK	AVG
2011	DSL Astros (R)	1	0	4.44	15	1	0	0	1	24.1	23	14	12	0	0	23	14	16	0	.253
2012	DSL Astros (R)	1	0	3.69	17	0	0	0	0	31.2	18	22	13	0	6	26	26	9	0	.175
2013	DSL Astros (R)	3	3	3.38	13	0	0	0	0	18.2	10	11	7	0	0	18	19	2	0	.154
MINOR LEAGUE TOTALS		5	3	3.86	45	1	0	0	1	74.2	51	47	32	0	6	67	59	27	0	.197

DESHIELDS JR., DELINO - INFIELDER

See Non-Roster Bio

SCOUTING & PLAYER DEVELOPMENT

DEVENSKI, CHRIS - RIGHT-HANDED PITCHER

Height: 6-3 **Weight:** 217 **Bats:** R **Throws:** R
Born: Nov. 13, 1990 - Cerritos, CA **Hometown:** Artesia, CA
School: California State University, Fullerton **Recommended/Signed By:** Mike Baker (CWS)



How Obtained: Acquired from the Chicago White Sox (as the PTBNL) along with RHP Matt Heidenreich and LHP Blair Walters in exchange for RHP Brett Myers on July 21, 2012...named on Aug. 3, 2012...was originally selected by Chicago in the 25th round of the June 2011 draft.

Career Highlights: 2012: Threw a 16-strikeout no-hitter on Sept. 1, 2012 in what was the first individual no-hitter in Lexington Legends history...was named the Minor League Game of the Year by the MiLB Awards...South Atlantic League Pitcher of the Week, Aug. 27-Sept. 4...after joining the Legends on Aug. 3, led the South Atlantic League in strikeouts.

Year	Team	W	L	ERA	G	GS	CG	SHO	SV	IP	H	R	ER	HR	HB	BB	SO	WP	BK	AVG
2011	Great Falls (R)	0	0	2.25	7	0	0	0	1	8.0	8	2	2	0	0	1	9	0	0	.258
2012	Kannapolis (A)	6	5	4.23	19	8	0	0	2	61.2	63	31	29	8	3	19	54	3	2	.266
	Lexington (A)	2	2	3.07	5	5	1	1	0	29.1	23	11	10	1	2	16	38	1	2	.225
2013	Lancaster (A)	4	2	7.88	21	10	0	0	1	75.1	106	69	66	13	7	31	65	3	1	.337
	Quad Cities (A)	4	3	4.36	8	8	0	0	0	43.1	60	22	21	3	1	9	32	2	0	.337
MINOR LEAGUE TOTALS		16	12	5.29	60	31	1	1	4	217.2	260	135	128	25	13	76	198	9	5	.301

DIMOCK, MICHAEL - RIGHT-HANDED PITCHER

Height: 6-2 **Weight:** 203 **Bats:** R **Throws:** R
Born: Oct. 26, 1989 - Greensboro, NC **Hometown:** Greensboro, NC
School: Wake Forest University (NC) **Recommended/Signed By:** Tim Bittner



How Obtained: Selected by the Astros in the 37th round of the June 2012 draft.

Year	Team	W	L	ERA	G	GS	CG	SHO	SV	IP	H	R	ER	HR	HB	BB	SO	WP	BK	AVG
2012	Greenville (R)	0	0	4.20	20	0	0	0	4	30.0	26	15	14	0	0	9	36	1	0	.230
2013	Quad Cities (A)	5	0	3.09	10	0	0	0	0	11.2	7	4	4	1	1	2	15	0	0	.163
	Lancaster (A)	4	1	4.10	27	0	0	0	0	41.2	41	21	19	5	0	12	36	3	0	.265
MINOR LEAGUE TOTALS		9	1	4.00	57	0	0	0	4	83.1	74	40	37	6	1	23	87	4	0	.238

DINEEN, RYAN - INFIELDER

Height: 6-2 **Weight:** 214 **Bats:** L **Throws:** R
Born: March 2, 1991 - Winfield, IL **Hometown:** Valparaiso, IN
School: Eastern Illinois University **Recommended/Signed By:** Troy Hoerner



How Obtained: Selected by the Astros in the 25th round of the June 2012 draft.

Year	Team	AVG	G	AB	R	H	2B	3B	HR	RBI	BB	SO	SB	CS	OBP	SLG	SF	SH	HB	E
2012	Tri-City (A)	.217	66	230	31	50	6	2	2	23	28	69	7	1	.314	.287	1	3	5	17
2013	Quad Cities (A)	.197	27	76	11	15	1	0	0	14	15	20	4	0	.337	.211	2	4	2	6
	Tri-City (A)	.228	52	162	19	37	4	0	1	15	23	31	3	5	.332	.272	2	3	3	8
MINOR LEAGUE TOTALS		.218	145	468	61	102	11	2	2	52	66	120	14	6	.324	.269	5	10	10	31

DORAN, BOBBY - RIGHT-HANDED PITCHER

See Non-Roster Bio

DUARTE, OSVALDO - INFIELDER

Height: 5-9 **Weight:** 160 **Bats:** R **Throws:** R
Born: January 18, 1996 - Rio San Juan, DR **Hometown:** Rio San Juan, DR
Recommended/Signed By: Oz Ocampo/Rafael Belen

How Obtained: Signed by the Astros as a non-drafted free agent on July 2, 2013.

Year	Team	AVG	G	AB	R	H	2B	3B	HR	RBI	BB	SO	SB	CS	OBP	SLG	SF	SH	HB	E
2014 will be his first professional season																				

DUFEK, JONAS - RIGHT-HANDED PITCHER

Height: 6-5 **Weight:** 227 **Bats:** R **Throws:** R
Born: June 30, 1988 - Omaha, NE **Hometown:** Omaha, NE
School: Creighton University (NE) **Recommended/Signed By:** Troy Hoerner



How Obtained: Selected by the Astros in the ninth round of the June 2011 draft.

Career Highlights: 2013: Transitioned to a relief role and went 9-2 with a 3.19 ERA and 74 strikeouts in 67.2 innings in 50 combined games between Class A Advanced Lancaster and Double A Corpus Christi...Corpus Christi Pitcher of the Month, August...held righties to a .231 average...pitched in the Arizona Fall League after the season and went 0-1 with a 2.89 ERA, two walks and 12 strikeouts in 9.1 innings of relief for the Peoria Javelinas...pitched in the AFL Fall Stars Game (0.1 IP, 0 R).

Year	Team	W	L	ERA	G	GS	CG	SHO	SV	IP	H	R	ER	HR	HB	BB	SO	WP	BK	AVG
2011	Tri-City (A)	3	4	3.71	11	11	1	0	0	51.0	55	28	21	2	8	16	37	2	0	.279
2012	Lexington (A)	6	5	5.47	25	24	0	0	0	126.2	147	89	77	16	1	37	117	7	2	.288
2013	Lancaster (A)	2	2	4.28	36	0	0	0	0	48.1	50	29	23	4	4	19	54	5	0	.259
	Corpus Christi (AA)	7	0	0.47	14	0	0	0	4	19.1	14	2	1	0	0	1	20	1	0	.212
MINOR LEAGUE TOTALS		18	11	4.48	86	35	1	0	4	245.1	266	148	122	22	13	73	228	15	2	.275

SCOUTING & PLAYER DEVELOPMENT

DUFFY, MATT - INFIELDER

Height: 6-3 **Weight:** 215 **Bats:** R **Throws:** R
Born: Feb. 6, 1989 - Boston, MA **Hometown:** Milton, MA
School: University of Tennessee **Recommended/Signed By:** Nick Venuto



How Obtained: Selected by the Astros in the 20th round of the June 2011 draft.
Career Highlights: 2013: California League Midseason and Postseason All-Star...Lancaster Player of the Month, July...California League Player of the Week, April 4-15...ranked second in the California League in both OPS (.950) and batting average and finished third in slugging...2012: South Atlantic League Midseason All-Star...Lexington Offensive Player of the Month, May...MiLB.com Organization All-Star...2011: Tri-City ValleyCats Team MVP...New York-Penn League Midseason All-Star...Tri-City Offensive Player of the Month, July.

Year	Team	AVG	G	AB	R	H	2B	3B	HR	RBI	BB	SO	SB	CS	OBP	SLG	SF	SH	HB	E
2011	Tri-City (A)	.298	63	235	36	70	20	1	2	37	15	41	2	2	.370	.417	2	1	13	12
2012	Lexington (A)	.280	134	492	73	138	32	1	16	70	48	106	6	3	.387	.447	6	0	41	19
2013	Lancaster (A)	.323	100	371	74	120	20	4	19	84	30	80	0	2	.397	.553	4	1	18	16
	Corpus Christi (AA)	.247	24	89	11	22	4	0	5	10	3	22	1	1	.295	.461	0	0	3	0
MINOR LEAGUE TOTALS		.295	321	1187	194	350	76	6	42	201	96	249	9	8	.380	.475	12	2	75	47

ELKINS, AUSTIN - INFIELDER

Height: 5-11 **Weight:** 185 **Bats:** S **Throws:** R
Born: Dec. 21, 1990 - Dallas, TX **Hometown:** Corsicana, TX
School: Dallas Baptist University (TX) **Recommended/Signed By:** Jim Stevenson



How Obtained: Selected by the Astros in the 19th round of the June 2012 draft.

Career Highlights: 2012: New York-Penn League Midseason All-Star.

Year	Team	AVG	G	AB	R	H	2B	3B	HR	RBI	BB	SO	SB	CS	OBP	SLG	SF	SH	HB	E
2012	Tri-City (A)	.272	66	254	45	69	13	2	5	25	30	47	18	4	.360	.398	0	7	5	12
2013	Quad Cities (A)	.234	110	354	57	83	15	4	6	26	67	70	19	9	.368	.350	2	9	9	16
MINOR LEAGUE TOTALS		.250	176	608	102	152	28	6	11	51	97	117	37	13	.365	.370	2	16	14	28

EMANUEL, KENT - LEFT-HANDED PITCHER

Height: 6-4 **Weight:** 219 **Bats:** L **Throws:** L
Born: June 4, 1992 - Woodstock, GA **Hometown:** Woodstock, GA
School: University of North Carolina **Recommended/Signed By:** Tim Bittner

How Obtained: Selected by the Astros in the third round of the June 2013 draft.

Career Highlights: 2013: ACC Pitcher of the Year while at UNC.

Year	Team	W	L	ERA	G	GS	CG	SHO	SV	IP	H	R	ER	HR	HB	BB	SO	WP	BK	AVG
2013	GCL Astros (R)	0	0	0.00	4	4	0	0	0	9.0	6	0	0	0	0	2	8	0	0	.188
MINOR LEAGUE TOTALS		0	0	0.00	4	4	0	0	0	9.0	6	0	0	0	0	2	8	0	0	.188

EPPTS, CHRIS - OUTFIELDER

Height: 6-1 **Weight:** 209 **Bats:** L **Throws:** R
Born: Dec. 10, 1988 - Stone Mountain, GA **Hometown:** Stone Mountain, GA
School: Clemson University (SC) **Recommended/Signed By:** JD Alleva



How Obtained: Selected by the Astros in the 45th round of the June 2011 draft.

Career Highlights: 2013: Ranked third in the California League in walks...hit .306 off lefties, but 14 of his homers came off righties...2011: GCL Astros Offensive Player of the Month, July.

Year	Team	AVG	G	AB	R	H	2B	3B	HR	RBI	BB	SO	SB	CS	OBP	SLG	SF	SH	HB	E
2011	GCL Astros (R)	.304	35	112	17	34	3	3	4	25	22	36	6	5	.426	.491	0	0	2	2
	Tri-City (A)	.212	19	52	16	11	3	0	2	6	18	18	4	2	.414	.385	0	0	0	2
2012	Lexington (A)	.226	36	133	17	30	6	0	3	17	15	39	5	1	.311	.338	1	0	2	3
	Lancaster (A)	.285	46	158	35	45	6	6	10	32	25	46	3	3	.376	.589	3	0	0	1
2013	Lancaster (A)	.275	115	396	78	109	32	5	16	75	69	116	8	8	.381	.503	7	2	3	5
MINOR LEAGUE TOTALS		.269	251	851	163	229	50	14	35	155	149	255	26	19	.378	.484	11	2	7	13

ESTRELLA, JEAN - INFIELDER

Height: 5-11 **Weight:** 175 **Bats:** L **Throws:** R
Born: April 16, 1996 - Santo Domingo, DR **Hometown:** Santo Domingo, DR
Recommended/Signed By: Felix Francisco/Rafael Belen/Julio De La Cruz

How Obtained: Signed by the Astros as a non-drafted free agent on August 7, 2012.

Year	Team	AVG	G	AB	R	H	2B	3B	HR	RBI	BB	SO	SB	CS	OBP	SLG	SF	SH	HB	E
2013	DSL Astros (R)	.306	50	170	24	52	6	0	0	13	17	22	6	11	.380	.341	1	6	4	8
	GCL Astros (R)	.107	8	28	1	3	0	0	0	0	3	9	1	1	.194	.107	0	0	0	4
MINOR LEAGUE TOTALS		.278	58	198	25	55	6	0	0	13	20	31	7	12	.354	.308	1	6	4	12

FANT, RANDALL - LEFT-HANDED PITCHER

Height: 6-4 **Weight:** 190 **Bats:** L **Throws:** L
Born: Jan. 28, 1991 - Texarkana, TX **Hometown:** Texarkana, TX
School: University of Arkansas **Recommended/Signed By:** Jim Stevenson

How Obtained: Selected by the Astros in the 29th round of the June 2013 draft.

Year	Team	W	L	ERA	G	GS	CG	SHO	SV	IP	H	R	ER	HR	HB	BB	SO	WP	BK	AVG
2013	Tri-City (A)	1	3	3.65	13	6	0	0	1	44.1	51	20	18	1	4	10	31	3	1	.287
MINOR LEAGUE TOTALS		1	3	3.65	13	6	0	0	1	44.1	51	20	18	1	4	10	31	3	1	.287

SCOUTING & PLAYER DEVELOPMENT

FELIZ, MICHAEL - RIGHT-HANDED PITCHER

Height: 6-4 **Weight:** 226 **Bats:** R **Throws:** R
Born: June 28, 1993 - Azua, DR

Recommended/Signed By: Felix Francisco/Rafael Belen/Jose Lima

How Obtained: Signed by the Astros as a non-drafted free agent on May 19, 2010.

Career Highlights: **2014:** Ranked as the Astros No. 10 prospect by Baseball Prospectus, No. 9 prospect by *Baseball America* and No. 10 prospect by ESPN.com...**2013:** Led the New York-Penn League in ERA...ranked second in WHIP (0.96) and third in strikeouts...New York-Penn League All-Star...Tri-City Pitcher of the Month, July...in two playoff starts, went 1-0 with a 1.42 ERA (2ER/12.2IP) and 13 strikeouts to help Tri-City capture the NYPL Championship...held rights to a .194 batting average...gave up two runs or less in 13 of his 14 total outings...**2012:** GCL Astros Pitcher of the Month, July.

Year	Team	W	L	ERA	G	GS	CG	SHO	SV	IP	H	R	ER	HR	HB	BB	SO	WP	BK	AVG
2010	DSL Astros (R)	0	1	4.26	3	3	0	0	0	12.2	9	7	6	1	1	3	13	1	0	.196
2011	GCL Astros (R)	0	3	4.32	12	10	0	0	0	50.0	53	35	24	2	1	21	44	1	0	.270
2012	GCL Astros (R)	5	0	1.64	7	3	0	0	0	38.1	25	8	7	2	1	9	35	1	0	.185
	Greenville (R)	1	1	5.13	6	6	0	0	0	26.1	28	16	15	1	0	14	28	1	1	.269
2013	Tri-City (A)	4	2	1.96	14	10	0	0	1	69.0	53	19	15	2	3	13	78	4	0	.209
MINOR LEAGUE TOTALS																				
		6	5	3.68	28	22	0	0	0	127.1	115	66	52	6	3	47	120	4	1	.229



FERGUSON, KEVIN - LEFT-HANDED PITCHER

Height: 6-1 **Weight:** 199 **Bats:** L **Throws:** L
Born: July 4, 1991 - Suffern, NY

School: Northeastern University

Recommended/Signed By: Bobby St. Pierre

How Obtained: Signed by the Astros as a non-drafted free agent on June 19, 2013.

Year	Team	W	L	ERA	G	GS	CG	SHO	SV	IP	H	R	ER	HR	HB	BB	SO	WP	BK	AVG
2013	GCL Astros (R)	2	0	0.82	9	0	0	0	0	11.0	7	1	1	0	0	2	9	0	0	.184
	Greenville (R)	0	1	12.54	6	0	0	0	0	9.1	14	13	13	2	1	6	6	0	0	.350
MINOR LEAGUE TOTALS																				
		2	1	6.20	15	0	0	0	0	20.1	21	14	14	2	1	8	15	0	0	.269

FERNANDEZ, FRANKENY - INFIELDER

Height: 6-0 **Weight:** 170 **Bats:** R **Throws:** R
Born: Dec. 7, 1996 - Nagua, DR

Recommended/Signed By: Oz Ocampo/Marc Russo/Rafael Belen

How Obtained: Signed by the Astros as a non-drafted free agent on July 12, 2013.

Year	Team	AVG	G	AB	R	H	2B	3B	HR	RBI	BB	SO	SB	CS	OBP	SLG	SF	SH	HB	E
2014 will be his first professional season																				

FERNANDEZ, JOSE - INFIELDER

Height: 6-1 **Weight:** 197 **Bats:** R **Throws:** R
Born: May 20, 1993 - Dajabon, DR

Recommended/Signed By: Felix Francisco/Rafael Belen/Francis Mojica

How Obtained: Signed by the Astros as a non-drafted free agent on July 17, 2009.

Career Highlights: **2011:** GCL Astros Offensive Player of the Month, August.

Year	Team	AVG	G	AB	R	H	2B	3B	HR	RBI	BB	SO	SB	CS	OBP	SLG	SF	SH	HB	E
2010	GCL Astros (R)	.232	48	177	16	41	7	6	1	22	9	49	4	3	.267	.356	1	1	0	32
2011	GCL Astros (R)	.245	43	159	21	39	6	3	0	15	14	54	11	3	.318	.321	0	5	3	15
2012	Greenville (R)	.184	14	38	4	7	1	0	0	1	8	13	2	0	.340	.211	0	0	1	5
	Lexington (A)	.258	20	66	14	17	7	0	1	10	8	19	2	0	.333	.409	1	0	0	9
2013	Tri-City (A)	.174	7	23	1	4	0	0	0	1	3	6	1	0	.269	.174	0	0	0	2
	GCL Astros (R)	.258	16	66	10	17	4	2	1	7	5	17	3	2	.310	.424	0	0	0	6
MINOR LEAGUE TOTALS																				
		.236	148	529	66	125	25	11	3	56	47	158	23	8	.302	.342	2	6	4	69



FOLTYNEWICZ, MIKE - RIGHT-HANDED PITCHER

See Non-Roster Bio

FONTANA, NOLAN - INFIELDER

Height: 5-11 **Weight:** 200 **Bats:** L **Throws:** R
Born: June 6, 1991 - Winter Garden, FL

School: University of Florida

Recommended/Signed By: John Martin

How Obtained: Selected by the Astros in the second round of the June 12 draft.

Career Highlights: **2014:** Rated by *Baseball America* as the Astros No. 20 prospect with the best strike-zone discipline in the Astros system...**2013:** Rated by *Baseball America* as the No. 10 prospect with the 'Best Strike Zone Discipline' in the Astros system...ranked tied for second in all of the minor leagues in walks while leading the Class A Advanced level in OBP...Lancaster Player of the Month, April...played in 18 games for Peoria in the Arizona Fall League...**2012:** After joining the Legends on July 5, led the South Atlantic League in OBP and walks...Lexington Defensive Player of the Month, August.

Year	Team	AVG	G	AB	R	H	2B	3B	HR	RBI	BB	SO	SB	CS	OBP	SLG	SF	SH	HB	E
2012	Lexington (A)	.225	49	151	37	34	9	1	2	25	65	44	12	2	.464	.338	1	2	3	6
2013	Lancaster (A)	.259	104	386	88	100	18	6	8	60	102	100	16	5	.415	.399	3	5	3	19
MINOR LEAGUE TOTALS																				
		.250	153	537	125	134	27	7	10	85	167	144	28	7	.430	.382	4	7	6	25



SCOUTING & PLAYER DEVELOPMENT

FRANCO, WANDER - INFIELDER

Height: 6-1	Weight: 189	Bats: S	Throws: R
Born: Oct. 11, 1996 - Bani, DR		Hometown: Bani, DR	
Recommended/Signed By: Oz Ocampo/Jose Lima			
How Obtained: Signed by the Astros as a non-drafted free agent on July 16, 2013.			
Year	Team	AVG	G AB R H 2B 3B HR RBI BB SO SB CS OBP SLG SF SH HB E
2014 will be his first professional season			

FRIAS, EDISON - RIGHT-HANDED PITCHER

Height: 6-1	Weight: 178	Bats: R	Throws: R
Born: Dec. 18, 1990 - Gaspar Hernandez, DR		Hometown: Gaspar Hernandez, DR	
Recommended/Signed By: Felix Francisco/Rafael Belen/Julio De La Cruz			
How Obtained: Signed by the Astros as a non-drafted free agent on March 15, 2011.			
Career Highlights: 2012: GCL Astros Pitcher of the Month, August.			
Year	Team	W L ERA G GS CG SHO SV IP H R ER HR HB BB SO WP BK AVG	
2011	DSL Astros (R)	1 2 4.24 4 3 0 0 0 17.0 18 8 8 2 0 6 21 2 0 .265	
2012	GCL Astros (R)	4 1 2.14 10 5 0 0 0 46.1 44 17 11 1 4 15 32 3 0 .256	
2013	Tri-City (A)	1 0 4.09 3 2 0 0 0 11.0 12 5 5 0 1 2 7 1 0 .279	
	Greenville (R)	3 3 3.09 9 8 0 0 0 46.2 49 21 16 2 1 7 37 4 1 .272	
MINOR LEAGUE TOTALS		9 6 2.98 26 18 0 0 0 121.0 123 51 40 5 6 30 97 10 1 .266	

GARCIA, JUNIOR - LEFT-HANDED PITCHER

Height: 6-1	Weight: 175	Bats: L	Throws: L
Born: Oct. 1, 1995 - Jima Abajo, DR		Hometown: Jima Abajo, DR	
Recommended/Signed By: Oz Ocampo/Rafael Belen			
How Obtained: Signed by the Astros as a non-drafted free agent on Oct. 17, 2012.			
Year	Team	W L ERA G GS CG SHO SV IP H R ER HR HB BB SO WP BK AVG	
2013	DSL Astros (R)	2 2 2.67 14 1 0 0 1 33.2 24 14 10 1 1 12 30 0 0 .205	
MINOR LEAGUE TOTALS		2 2 2.67 14 1 0 0 1 33.2 24 14 10 1 1 12 30 0 0 .205	

GARCIA, RENE - CATCHER

See Non-Roster Bio

GEITH, T.J. - LEFT-HANDED PITCHER

Height: 6-5	Weight: 180	Bats: L	Throws: L
Born: June 27, 1989 - Peoria, AZ		Hometown: Peoria, AZ	
School: University of Louisiana at Lafayette			
Recommended/Signed By: Rickey Drexler (TB)			
How Obtained: Acquired from Tampa Bay (as a PTBNL) in exchange for OF Ben Francisco on Aug. 31, 2012... named on Sept. 20, 2012...was originally selected by Tampa Bay in the 39th round of the June 2011 draft.			
Career Highlights: 2013: Lancaster Pitcher of the Month, May.			
Year	Team	W L ERA G GS CG SHO SV IP H R ER HR HB BB SO WP BK AVG	
2011	GCL Rays (R)	4 1 2.13 16 0 0 0 0 4 25.1 21 11 6 1 2 7 30 1 0 .216	
	Hudson Valley (A)	0 1 1.80 2 0 0 0 0 0 5.0 4 1 1 0 0 0 4 0 0 .250	
2012	Charlotte (A)	0 3 2.98 31 0 0 0 0 2 54.1 48 19 18 2 4 11 49 6 0 .241	
2013	Lancaster (A)	6 0 2.86 31 0 0 0 0 1 44.0 43 15 14 1 1 15 36 4 0 .257	
	Corpus Christi (AA)	0 0 7.84 13 0 0 0 0 0 20.2 30 21 18 2 5 5 13 1 0 .345	
MINOR LEAGUE TOTALS		10 5 3.44 93 0 0 0 0 7 149.1 146 67 57 6 12 38 132 12 0 .258	



GENOVES, ERNESTO - CATCHER

Height: 5-10	Weight: 242	Bats: R	Throws: R
Born: June 4, 1991 - Baruta, VZ		Hometown: Caracas, VZ	
Recommended/Signed By: Luimac Quero			
How Obtained: Signed by the Astros as a non-drafted free agent on July 2, 2007.			
Year	Team	AVG G AB R H 2B 3B HR RBI BB SO SB CS OBP SLG SF SH HB E	
2008	VSL Astros (R)	.232 52 177 21 41 4 2 2 24 21 26 1 1 .343 .311 2 6 10 11	
2009	GCL Astros (R)	.234 31 107 15 25 6 2 1 13 5 23 0 0 .291 .355 1 0 4 6	
2010	GCL Astros (R)	.278 23 72 7 20 4 0 0 10 7 11 0 0 .366 .333 0 1 3 5	
2011	Greenville (R)	.280 38 125 23 35 9 1 4 21 12 29 0 1 .375 .464 0 0 7 4	
2012	Lexington (A)	.000 1 2 0 0 0 0 0 0 0 0 0 0 0 .000 .000 0 0 0 0	
	Greenville (R)	.235 48 162 27 38 13 0 5 25 17 29 2 1 .310 .407 3 0 2 4	
2013	Tri-City (A)	.196 37 107 14 21 5 0 2 8 11 25 0 0 .275 .299 1 4 1 3	
MINOR LEAGUE TOTALS		.239 230 752 107 180 41 5 14 101 73 143 3 3 .326 .363 7 11 27 33	



GERMAN, DEVONTE - RIGHT-HANDED PITCHER

Height: 6-5	Weight: 246	Bats: R	Throws: R
Born: Oct. 14, 1994 - Reno, NV		Hometown: Reno, NV	
School: Bishop Manogue HS (NV)			
Recommended/Signed By: Bryan Byrne			
How Obtained: Selected by the Astros in the 11th round of the June 2013 draft.			
Year	Team	W L ERA G GS CG SHO SV IP H R ER HR HB BB SO WP BK AVG	
2013	GCL Astros (R)	0 1 14.46 7 0 0 0 0 9.1 17 15 15 0 0 11 9 9 0 .405	
MINOR LEAGUE TOTALS		0 1 14.46 7 0 0 0 0 9.1 17 15 15 0 0 11 9 9 0 .405	

SCOUTING & PLAYER DEVELOPMENT

GILLINGHAM, ALEX - RIGHT-HANDED PITCHER

Height: 6-3 **Weight:** 215 **Bats:** R **Throws:** R
Born: Oct. 17, 1989 - Westlake Village, CA **Hometown:** Camarillo, CA
School: Loyola Marmount University (CA) **Recommended/Signed By:** Matt Hattabaugh (COL)
How Obtained: Acquired from Colorado along with RHP Alex White in exchange for RHP Wilton Lopez on Dec. 4, 2012...originally selected by the Rockies in the 11th round of the June 2011 draft.
Career Highlights: 2012: South Atlantic League Player of the Week, May 29-June 4...led all of minor league baseball with a 3.29 groundballs per flyball ratio (min. 100 innings)...ranked 10th in the SAL in ERA.



Year	Team	W	L	ERA	G	GS	CG	SHO	SV	IP	H	R	ER	HR	HB	BB	SO	WP	BK	AVG
2011	Casper (R)	3	5	5.55	13	12	1	0	0	61.2	78	46	38	6	2	16	50	3	0	.299
2012	Asheville (A)	6	8	3.66	19	19	1	0	0	123.0	122	58	50	5	15	28	83	4	2	.260
2013	Lancaster (A)	1	1	11.25	3	1	0	0	0	8.0	16	10	10	0	1	5	6	0	0	.432
MINOR LEAGUE TOTALS		10	14	4.58	35	32	2	0	0	192.2	216	114	98	11	18	49	139	7	2	.282

GINGRAS, RICKY - CATCHER

Height: 6-2 **Weight:** 204 **Bats:** L **Throws:** R
Born: Oct. 18, 1990 - Hemet, CA **Hometown:** Hemet, CA
School: Point Loma Nazarene University (CA) **Recommended/Signed By:** Brad Budzinski
How Obtained: Selected by the Astros in the 18th round of the June 2012 draft.



Year	Team	AVG	G	AB	R	H	2B	3B	HR	RBI	BB	SO	SB	CS	OBP	SLG	SF	SH	HB	E
2012	Greeneville (R)	.190	29	100	7	19	2	0	3	17	4	17	0	0	.221	.300	0	1	0	1
2013	Greeneville (R)	.275	16	51	10	14	1	0	3	12	9	12	0	0	.383	.471	0	0	0	1
	Lancaster (A)	.000	5	15	0	0	0	0	0	1	0	8	0	0	.000	.000	0	0	0	0
MINOR LEAGUE TOTALS		.199	50	166	17	33	3	0	6	30	13	37	0	0	.257	.325	0	1	0	2

GOMEZ, EDWIN - OUTFIELDER

Height: 6-4 **Weight:** 199 **Bats:** S **Throws:** R
Born: Aug. 26, 1991 - Caguas, PR **Hometown:** Humacao, PR
School: Puerto Rico Baseball Academy HS (PR) **Recommended/Signed By:** Rolando Casanova/German Geigel (DET)
How Obtained: Signed by Houston to a minor league contract on July 9, 2012...originally selected by Detroit in the fourth round of the June 2009 draft.



Career Highlights: 2009: Ranked by *Baseball America* as the No. 30 prospect in Detroit's system after the season.

Year	Team	AVG	G	AB	R	H	2B	3B	HR	RBI	BB	SO	SB	CS	OBP	SLG	SF	SH	HB	E
2009	GCL Tigers (R)	.190	45	153	12	29	4	0	0	12	9	31	1	1	.233	.216	1	7	0	3
2010	GCL Tigers (R)	.226	46	168	11	38	2	2	0	19	11	49	5	1	.273	.262	3	0	1	2
2011	West Michigan (A)	.182	22	77	2	14	3	1	0	5	3	30	0	2	.222	.247	0	0	1	2
	Connecticut (A)	.286	15	42	8	12	1	0	1	8	11	3	0	0	.423	.381	0	2	2	0
2012	Connecticut (A)	.133	5	15	1	2	0	0	0	2	1	3	0	0	.188	.133	0	0	0	1
	GCL Astros (R)	.260	31	96	10	25	7	1	1	12	5	25	0	1	.304	.385	0	2	1	7
2013	Greeneville (R)	.208	34	120	19	25	5	1	1	11	17	41	0	1	.326	.292	0	3	4	0
MINOR LEAGUE TOTALS		.216	198	671	63	145	22	5	3	62	54	190	9	6	.282	.277	4	14	9	15

GOMINSKY, JUSTIN - OUTFIELDER

Height: 6-4 **Weight:** 218 **Bats:** R **Throws:** R
Born: Aug. 26, 1989 - Minneapolis, MN **Hometown:** Woodbury, MN
School: University of Minnesota **Recommended/Signed By:** Troy Hoerner
How Obtained: Selected by the Astros in the 11th round of the June 2011 draft.



Career Highlights: 2012: Lexington Defensive Player of the Month, July...2011: New York-Penn League Midseason All-Star.

Year	Team	AVG	G	AB	R	H	2B	3B	HR	RBI	BB	SO	SB	CS	OBP	SLG	SF	SH	HB	E
2011	Tri-City (A)	.237	60	232	35	55	9	0	0	18	22	42	12	7	.311	.276	0	5	3	2
2012	Lexington (A)	.241	94	332	37	80	15	1	2	36	34	69	13	4	.318	.310	3	7	5	6
	Tri-City (A)	.167	5	18	1	3	1	0	0	4	0	3	0	0	.167	.222	0	0	0	1
2013	DNP (due to injury)																			
MINOR LEAGUE TOTALS		.237	159	582	73	138	25	1	2	58	56	114	25	11	.311	.294	3	12	8	9

GONZALEZ, ALEX - INFILDER

Height: 5-11 **Weight:** 191 **Bats:** S **Throws:** R
Born: July 7, 1991 - Caracas, VZ **Hometown:** Caracas, VZ
Recommended/Signed By: [Not specified]
How Obtained: Signed as a minor league free agent on Feb. 15, 2013...originally signed by Texas as a non-drafted free agent on March 5, 2008.

Year	Team	AVG	G	AB	R	H	2B	3B	HR	RBI	BB	SO	SB	CS	OBP	SLG	SF	SH	HB	E
2008	DSL Rangers1 (R)	.276	11	29	7	8	0	0	0	0	9	6	7	3	.475	.276	0	0	2	8
	DSL Rangers2 (R)	.186	50	140	18	26	3	0	0	4	21	35	18	5	.305	.207	0	3	3	4
2009	AZL Rangers (R)	.243	42	144	29	35	4	1	0	7	13	39	16	2	.323	.285	0	3	4	9
2010	DSL Rangers (R)	.280	42	132	22	37	6	1	0	18	16	24	12	2	.360	.341	1	4	1	4
2011	DSL Rangers (R)	.297	52	148	32	44	9	0	0	21	23	34	8	6	.412	.358	0	1	6	1
2012	DSL Rangers (R)	.266	64	233	56	62	6	5	1	35	42	44	13	7	.385	.348	5	2	6	21
2013	GCL Astros (R)	.233	41	146	22	34	6	0	1	8	10	22	8	6	.296	.295	0	2	3	7
MINOR LEAGUE TOTALS		.253	302	972	186	246	34	7	2	103	134	204	82	31	.356	.309	6	15	25	54

SCOUTING & PLAYER DEVELOPMENT

GONZALEZ, ALFREDO - CATCHER

Height: 6-1 **Weight:** 217 **Bats:** R **Throws:** R
Born: July 13, 1992 - Santa Teresa del Tuy, VZ **Hometown:** Santa Teresa del Tuy, VZ
Recommended/Signed By: Felix Francisco/Luimac Quero/Rafael Cariel
How Obtained: Signed by the Astros as a non-drafted free agent on July 23, 2008.



Year	Team	AVG	G	AB	R	H	2B	3B	HR	RBI	BB	SO	SB	CS	OBP	SLG	SF	SH	HB	E
2009	DSL Astros (R)	.167	31	90	12	15	3	1	0	9	13	21	5	3	.279	.222	0	0	1	6
2010																				
2011	GCL Astros (R)	.172	30	93	8	16	3	3	0	9	3	20	3	3	.202	.269	2	3	1	7
2012	GCL Astros (R)	.244	27	90	13	22	3	1	0	6	3	10	5	0	.299	.300	0	1	4	1
2013	Greenville (R)	.240	33	104	19	25	4	1	2	10	14	24	5	1	.342	.356	0	0	2	3
MINOR LEAGUE TOTALS		.207	121	377	52	78	13	6	2	34	33	75	18	7	.283	.289	2	4	8	17

GONZALEZ, ERICK - RIGHT-HANDED PITCHER

Height: 6-1 **Weight:** 195 **Bats:** R **Throws:** R
Born: Jan. 10, 1992 - Gilbert, AZ **Hometown:** Gilbert, AZ
School: GateWay Community College (AZ) **Recommended/Signed By:** Mike Brown
How Obtained: Selected by the Astros in the 15th round of the June 2012 draft.



Year	Team	W	L	ERA	G	GS	CG	SHO	SV	IP	H	R	ER	HR	HB	BB	SO	WP	BK	AVG
2012	GCL Astros (R)	2	0	1.80	19	0	0	0	0	25.0	24	7	5	0	1	9	14	3	0	.267
	Greenville (R)	0	0	0.00	1	0	0	0	0	2.0	0	0	0	0	0	0	1	0	0	.000
2013	GCL Astros (R)	3	5	4.00	20	0	0	0	0	27.0	29	23	12	2	3	13	19	4	0	.248
MINOR LEAGUE TOTALS		5	5	2.83	40	0	0	0	14	54.0	53	30	17	2	4	22	34	7	0	.249

GONZALEZ, WALLACE - OUTFIELDER

Height: 6-5 **Weight:** 252 **Bats:** R **Throws:** R
Born: Feb. 11, 1993 - Pasadena, CA **Hometown:** San Dimas, CA
School: Bishop Amat HS (CA) **Recommended/Signed By:** Tim Costic
How Obtained: Selected by the Astros in the 29th round of the June 2011 draft.



Year	Team	AVG	G	AB	R	H	2B	3B	HR	RBI	BB	SO	SB	CS	OBP	SLG	SF	SH	HB	E
2011	GCL Astros (R)	.242	18	62	3	15	1	1	0	5	5	16	1	0	.309	.290	0	0	1	1
2012	GCL Astros (R)	.256	41	125	15	32	6	2	2	19	5	40	1	0	.295	.384	0	1	2	1
2013	Greenville (R)	.172	30	93	8	16	7	0	1	7	8	46	0	2	.252	.280	0	0	2	4
MINOR LEAGUE TOTALS		.225	89	280	26	63	14	3	3	31	18	102	2	2	.284	.329	0	1	5	6

GOUVEA, MURILO - RIGHT-HANDED PITCHER

Height: 6-2 **Weight:** 219 **Bats:** R **Throws:** R
Born: Sept. 15, 1988 - Sao Paulo, Brazil **Hometown:** Sao Paulo, Brazil
Recommended/Signed By: Anthony Arango (CWS)
How Obtained: Acquired via outright trade from Chicago (AL) on July 28, 2009...originally signed with the White Sox as a non-drafted free agent on Nov. 17, 2012.



Year	Team	W	L	ERA	G	GS	CG	SHO	SV	IP	H	R	ER	HR	HB	BB	SO	WP	BK	AVG
2007	DSL White Sox 2 (R)	3	5	4.33	14	8	0	0	1	43.2	37	28	21	3	9	29	56	12	0	.242
2008	Bristol (R)	4	1	7.28	12	5	0	0	1	38.1	49	37	31	3	1	14	34	6	0	.302
2009	Bristol (R)	0	1	5.82	7	4	0	0	0	21.2	25	16	14	4	0	15	27	3	0	.301
	Kannapolis (A)	0	0	3.00	1	1	0	0	0	3.0	6	6	1	0	1	0	3	1	0	.375
	Greenville (R)	1	2	3.77	9	0	0	0	0	28.2	23	14	12	3	1	8	30	1	0	.228
2010	Tri-City (A)	1	3	6.30	18	4	0	0	0	40.0	42	28	5	4	21	56	8	0	0	.278
2011	Tri-City (A)	0	1	10.12	1	1	0	0	0	2.2	6	5	3	0	0	0	3	1	0	.400
	Lexington (A)	1	3	3.98	30	1	0	0	1	74.2	82	43	33	4	4	29	83	6	1	.273
2012	Lexington (A)	2	7	3.71	50	0	0	0	4	77.2	62	36	32	12	5	29	87	7	0	.222
2013																				
MINOR LEAGUE TOTALS		12	23	4.77	142	24	0	0	7	330.1	332	213	175	34	25	145	379	45	1	.263

GREGOR, CONRAD - INFIELDER

Height: 6-3 **Weight:** 220 **Bats:** L **Throws:** R
Born: Feb. 27, 1992 - Carmel, IN **Hometown:** Sanibel, FL
School: Vanderbilt University **Recommended/Signed By:** Nick Venuto
How Obtained: Selected by the Astros in the fourth round of the June 2013 draft.
Career Highlights: 2013: Tri City Player of the Month, August...ranked second in the New York-Penn League in walks (37) and tied for third in hits...hit .331 (59x178) with an .860 OPS (.405 OBP/.455 SLG) over his last 48 games.

Year	Team	AVG	G	AB	R	H	2B	3B	HR	RBI	BB	SO	SB	CS	OBP	SLG	SF	SH	HB	E
2013	Tri-City (A)	.289	74	270	36	78	12	1	4	35	37	43	2	2	.379	.385	3	3	4	3
MINOR LEAGUE TOTALS		.289	74	270	36	78	12	1	4	35	37	43	2	2	.379	.385	3	3	4	3

SCOUTING & PLAYER DEVELOPMENT

GRILLS, EVAN - LEFT-HANDED PITCHER

Height: 6-4 **Weight:** 208 **Bats:** L **Throws:** L
Born: June 13, 1992 - Whitby, Ontario, CAN **Hometown:** Whitby, Ontario, CAN
School: Sinclair Secondary School (CAN) **Recommended/Signed By:** John Kosciak



How Obtained: Selected by the Astros in the 10th round of the June 2010 draft.

Career Highlights: 2013: Ranked tied for first in the New York-Penn League in wins...gave up more than three runs in just one of his 16 outings...held lefties to a .237 average...2011: GCL Astros Pitcher of the Month, August.

Year	Team	W	L	ERA	G	GS	CG	SHO	SV	IP	H	R	ER	HR	HB	BB	SO	WP	BK	AVG
2010	GCL Astros (R)	0	2	8.76	6	4	0	0	0	12.1	20	14	12	0	4	7	15	0	0	.345
2011	GCL Astros (R)	3	1	3.00	13	2	0	0	0	33.0	33	13	11	1	2	7	29	3	0	.262
2012	Lexington (A)	4	1	4.92	37	0	0	0	0	71.1	81	40	39	11	4	23	42	8	0	.287
2013	Tri-City (A)	7	1	3.34	16	8	0	0	0	62.0	66	28	23	4	6	12	54	1	0	.265
MINOR LEAGUE TOTALS		14	5	4.28	72	14	0	0	0	178.2	200	95	85	16	16	49	140	12	0	.280

GUDUAN, REYMIN - LEFT-HANDED PITCHER

Height: 6-4 **Weight:** 202 **Bats:** L **Throws:** L
Born: March 16, 1992 - San Pedro de Macoris, DR **Hometown:** San Pedro de Macoris, DR
Recommended/Signed By: Felix Francisco/Rafael Belen

How Obtained: Signed by the Astros as a non-drafted free agent on Sept. 22, 2009.

Year	Team	W	L	ERA	G	GS	CG	SHO	SV	IP	H	R	ER	HR	HB	BB	SO	WP	BK	AVG
2010	DSL Astros (R)	1	2	11.95	15	4	0	0	0	20.1	38	34	27	0	3	31	19	10	1	.384
2011	DSL Astros (R)	1	3	2.17	13	13	0	0	0	45.2	31	19	11	0	4	42	61	13	0	.193
2012	GCL Astros (R)	1	1	5.40	8	3	0	0	0	18.1	26	11	11	1	0	16	16	4	2	.342
2013	GCL Astros (R)	0	1	4.35	10	2	0	0	0	20.2	19	16	10	3	3	10	28	2	1	.235
	Oklahoma City (AAA)	0	0	3.86	1	0	0	0	0	2.1	1	1	1	0	1	3	4	0	0	.143
MINOR LEAGUE TOTALS		3	7	5.03	47	22	0	0	0	107.1	115	81	60	4	11	102	128	27	3	.271

GULBRANSEN, DANIEL - OUTFIELDER

Height: 5-11 **Weight:** 204 **Bats:** L **Throws:** L
Born: Jan. 5, 1991 - Appleton, WI **Hometown:** Jacksonville, FL
School: Jacksonville University (FL) **Recommended/Signed By:** John Martin

How Obtained: Selected by the Astros in the 16th round of the June 2012 draft.

Career Highlights: 2013: New York-Penn League Player of the Week, June 24-July 1...hit .331 off righties.

Year	Team	AVG	G	AB	R	H	2B	3B	HR	RBI	BB	SO	SB	CS	OBP	SLG	SF	SH	HB	E
2012	Tri-City (A)	.218	58	206	31	45	8	1	6	37	26	41	7	0	.317	.354	3	2	5	3
2013	Tri-City (A)	.397	15	58	15	23	5	0	3	13	3	8	2	0	.426	.638	0	0	0	0
	Quad Cities (A)	.284	25	88	14	25	7	1	0	7	16	10	1	2	.394	.386	0	2	0	0
	Lancaster (A)	.302	16	63	13	19	3	0	4	16	4	12	1	0	.333	.540	2	0	0	2
MINOR LEAGUE TOTALS		.270	114	415	73	112	23	2	13	73	49	71	11	2	.350	.429	5	4	5	5



GUSTAVE, JANDEL - RIGHT-HANDED PITCHER

Height: 6-2 **Weight:** 193 **Bats:** R **Throws:** R
Born: Oct. 12, 1992 - Pimentel, DR **Hometown:** Santo Domingo, DR
Recommended/Signed By: Felix Francisco/Rafael Belen

How Obtained: Signed by the Astros as a non-drafted free agent on May 25, 2010.

Year	Team	W	L	ERA	G	GS	CG	SHO	SV	IP	H	R	ER	HR	HB	BB	SO	WP	BK	AVG
2010	DSL Astros (R)	0	5	8.20	14	5	0	0	0	26.1	24	30	24	0	5	33	27	5	0	.245
2011	DSL Astros (R)	0	4	12.10	14	1	0	0	0	19.1	24	32	26	2	5	34	19	21	2	.320
2012	GCL Astros (R)	2	1	5.79	10	4	0	0	0	28.0	24	23	18	0	3	27	22	7	2	.224
2013	Greenville (R)	2	3	2.68	10	10	0	0	0	43.2	38	23	13	2	4	23	49	2	0	.235
MINOR LEAGUE TOTALS		4	13	6.21	48	20	0	0	0	117.1	110	108	81	4	17	117	117	35	4	.249

HADER, JOSH - LEFT-HANDED PITCHER

Height: 6-3 **Weight:** 175 **Bats:** L **Throws:** L
Born: April 7, 1994 - Millersville, MD **Hometown:** Millersville, MD
School: Old Mill Senior HS (MD) **Recommended/Signed By:** Dean Albany (BAL)

How Obtained: Acquired from Baltimore along with OF L.J. Hoes and a 2014 competitive balance pick (A) in exchange for RHP Bud Norris and international pool space on July 31, 2013...originally selected by the Orioles in the 19th round of the June 2012 draft.

Career Highlights: 2013: Tossed 7.0 shutout innings with eight strikeouts in the Midwest League Championship-clinching game for Quad Cities...allowed just one run in 14.0 innings in the playoffs (0.64 ERA).

Year	Team	W	L	ERA	G	GS	CG	SHO	SV	IP	H	R	ER	HR	HB	BB	SO	WP	BK	AVG
2012	GCL Orioles (R)	2	0	2.66	12	0	0	0	2	20.1	12	7	6	2	2	7	35	3	0	.174
	Aberdeen (A)	0	0	0.00	5	0	0	0	0	8.1	2	0	0	0	1	2	13	0	0	.074
2013	Delmarva (A)	3	6	2.65	17	17	0	0	0	85.0	67	41	25	4	6	42	79	7	0	.215
	Quad Cities (A)	2	0	3.22	5	5	0	0	0	22.1	14	8	8	0	4	12	16	1	1	.182
MINOR LEAGUE TOTALS		7	6	2.88	39	22	0	0	2	136.0	95	56	39	6	13	63	143	11	1	.196

SCOUTING & PLAYER DEVELOPMENT

HALLOCK, KYLE - LEFT-HANDED PITCHER

Height: 6-2 **Weight:** 201 **Bats:** L **Throws:** L
Born: Aug. 6, 1988 - Sandusky, OH **Hometown:** Sandusky, OH
School: Kent State University (OH) **Recommended/Signed By:** Nick Venuto
How Obtained: Selected by the Astros in the 10th round of the June 2011 draft.
Career Highlights: **2013:** Combined to throw a no-hitter with LHP Luis Cruz on May 12 while with Lancaster...**2011:** New York-Penn League Midseason All-Star...MiLB.com Organization All-Star...Tri-City Pitcher of the Month, July.



Year	Team	W	L	ERA	G	GS	CG	SHO	SV	IP	H	R	ER	HR	HB	BB	SO	WP	BK	AVG
2011	Tri-City (A)	3	4	2.63	13	13	0	0	0	61.2	58	29	18	3	0	17	61	1	0	.241
2012	Lexington (A)	1	1	10.23	7	6	0	0	0	22.0	40	27	25	7	0	13	15	1	0	.404
	GCL Astros (R)	0	2	3.12	5	5	0	0	0	8.2	10	4	3	0	0	3	7	2	0	.294
2013	Quad Cities (A)	0	0	0.00	1	0	0	0	0	1.0	0	0	0	0	0	0	2	0	0	.000
	Oklahoma City (AAA)	1	0	3.72	9	1	0	0	0	19.1	17	8	8	2	0	8	6	1	0	.246
	Lancaster (A)	4	3	6.41	13	7	0	0	0	46.1	55	38	33	9	1	19	29	1	1	.291
	Corpus Christi (AA)	0	3	9.40	11	5	0	0	0	29.2	31	32	31	7	1	22	18	5	0	.270
MINOR LEAGUE TOTALS		9	13	5.63	59	37	0	0	0	188.2	211	138	118	28	2	82	138	11	1	.281

HAUSCHILD, MICHAEL - RIGHT-HANDED PITCHER

Height: 6-2 **Weight:** 212 **Bats:** R **Throws:** R
Born: Jan. 22, 1990 - Dayton, OH **Hometown:** Beavercreek, OH
School: University of Dayton (OH) **Recommended/Signed By:** Nick Venuto
How Obtained: Selected by the Astros in the 33rd round of the June 2012 draft.



Year	Team	W	L	ERA	G	GS	CG	SHO	SV	IP	H	R	ER	HR	HB	BB	SO	WP	BK	AVG
2012	Greenville (R)	2	2	1.78	19	1	0	0	3	30.1	22	6	6	0	4	9	39	4	0	.202
2013	Quad Cities (A)	6	1	2.92	20	12	0	0	0	83.1	79	32	27	1	3	16	59	3	0	.249
	Lancaster (A)	3	3	4.72	8	7	0	0	0	40.0	50	26	21	7	2	14	29	1	0	.316
MINOR LEAGUE TOTALS		11	6	3.16	47	20	0	0	3	153.2	151	64	54	8	9	39	127	8	0	.259

HEIDENREICH, MATTHEW - RIGHT-HANDED PITCHER

Height: 6-5 **Weight:** 206 **Bats:** R **Throws:** R
Born: Jan. 17, 1991 - Mission Viejo, CA **Hometown:** Coronado, CA
School: Temescal Canyon HS (CA) **Recommended/Signed By:** Mike Baker (CWS)
How Obtained: Acquired from the Chicago White Sox along with LHP Blair Walters and a PTBNL (RHP Chris Devenski) in exchange for RHP Brett Myers on July 21, 2012...was originally selected by the White Sox in the fourth round of the June 2009 draft.



Career Highlights: **2013:** Played in the Arizona Fall League and went 2-1 with a 2.14 ERA (5ER/21IP) and 18 strikeouts in six starts...**2012:** Carolina League Midseason All-Star...Carolina League Pitcher of the Week, June 25-July 1...**2011:** Ranked as the No. 27 prospect in the White Sox system by *Baseball America*...ranked fourth in the South Atlantic League in innings pitched and tied for fourth in wins...**2010:** Named the No. 17 prospect in the Appalachian League by *Baseball America* following the season.

Year	Team	W	L	ERA	G	GS	CG	SHO	SV	IP	H	R	ER	HR	HB	BB	SO	WP	BK	AVG
2009	Bristol (R)	0	1	4.50	16	0	0	0	0	22.0	22	14	11	1	0	12	12	2	0	.256
2010	Bristol (R)	6	2	2.49	13	11	0	0	0	76.0	73	30	21	2	4	11	58	4	0	.253
	Kannapolis (A)	0	0	18.00	1	0	0	0	0	1.0	3	2	2	0	0	0	2	0	0	.600
2011	Kannapolis (A)	10	10	4.32	27	27	0	0	0	154.1	174	91	74	13	11	31	101	5	0	.277
2012	Winston-Salem (A)	8	2	3.57	15	15	2	1	0	93.1	88	42	37	12	4	13	62	3	0	.246
	Birmingham (AA)	1	2	5.89	3	3	0	0	0	18.1	27	14	12	1	0	5	9	0	0	.338
	Corpus Christi (AA)	3	1	3.93	8	7	0	0	0	34.1	39	22	15	2	2	7	26	2	0	.277
2013	Corpus Christi (AA)	4	5	8.23	25	7	0	0	0	54.2	83	54	50	10	6	16	34	2	0	.356
	GCL Astros (R)	0	0	5.73	6	1	0	0	0	11.0	12	9	7	0	1	2	7	0	1	.267
MINOR LEAGUE TOTALS		32	23	4.43	114	71	2	1	0	465.0	521	278	229	41	28	97	311	18	1	.280

HEINEMAN, TYLER - CATCHER

See Non-Roster Bio

HERAS, LEO - OUTFIELDER

See Non-Roster Bio

HEREDIA, ANGEL - RIGHT-HANDED PITCHER

Height: 6-1 **Weight:** 168 **Bats:** R **Throws:** R
Born: July 22, 1992 - Sabana Grande de Palenque, DR **Hometown:** Sabana Grande de Palenque, DR
Recommended/Signed By: Felix Francisco/Rafael Belen/Julio De La Cruz
How Obtained: Signed by the Astros as a non-drafted free agent, April 20, 2012.

Career Highlights: **2013:** DSL All-Star...finished tied for third in the DSL in saves...DSL Astros Pitcher of the Month, June and August.

Year	Team	W	L	ERA	G	GS	CG	SHO	SV	IP	H	R	ER	HR	HB	BB	SO	WP	BK	AVG
2012	DSL Astros (R)	1	1	5.54	8	0	0	0	2	13.0	13	10	8	1	2	4	13	3	0	.265
2013	DSL Astros	3	3	1.18	25	0	0	0	13	38.0	31	11	5	1	1	15	46	5	0	.223
MINOR LEAGUE TOTALS		4	4	2.29	33	0	0	0	15	51.0	44	21	13	2	3	19	59	8	0	.234

SCOUTING & PLAYER DEVELOPMENT

HERNANDEZ, ELIESER - RIGHT-HANDED PITCHER

Height: 6-1 **Weight:** 170 **Bats:** R **Throws:** R
Born: May 3, 1995 - Ocumare del Tuy, VZ **Hometown:** Cua, Miranda, VZ
Recommended/Signed By: Felix Francisco/Oscar Alvarado/Jose Palacios
How Obtained: Signed by the Astros as a non-drafted free agent on Nov. 15, 2011.

Year	Team	W	L	ERA	G	GS	CG	SHO	SV	IP	H	R	ER	HR	HB	BB	SO	WP	BK	AVG
2012	DSL Astros (R)	1	4	4.11	12	8	1	0	2	35.0	37	18	16	0	1	8	25	7	0	.280
2013	DSL Astros (R)	5	1	1.26	13	12	0	0	0	57.1	36	11	8	1	2	21	46	5	0	.184
MINOR LEAGUE TOTALS																				
		6	5	2.34	25	20	1	0	2	92.1	73	29	24	1	3	29	71	12	0	.223

HERNANDEZ, ENRIQUE - INFIELDER

Height: 5-11 **Weight:** 198 **Bats:** R **Throws:** R
Born: Aug. 24, 1991 - San Juan, PR **Hometown:** Toa Baja, PR
School: American Military Academy (PR) **Recommended/Signed By:** Greg Brown/Joey Sola
How Obtained: Selected by the Astros in the sixth round of the June 2009 draft.



Career Highlights: 2013: Played for Gigantes de Carolina in the Puerto Rican Winter League, hitting .260 (39x150) with three homers and 21 RBI in 37 games...2010: Tri-City Offensive Player of the Month, August...2009: GCL Astros Team MVP.

Year	Team	AVG	G	AB	R	H	2B	3B	HR	RBI	BB	SO	SB	CS	OBP	SLG	SF	SH	HB	E
2009	GCL (R)	.295	53	207	35	61	12	3	1	27	10	28	8	2	.336	.396	2	2	4	16
2010	Tri-City (A)	.280	60	246	31	69	18	1	3	33	14	35	3	0	.322	.398	2	1	2	7
2011	Lexington (A)	.247	62	215	30	53	11	0	2	17	31	33	0	2	.341	.326	0	3	0	6
2012	Lancaster (A)	.275	100	378	52	104	25	7	5	49	22	43	4	2	.318	.418	3	5	3	15
	Corpus Christi (AA)	.247	23	81	7	20	2	0	1	3	4	9	2	2	.299	.309	0	1	2	2
2013	Corpus Christi (AA)	.236	116	437	53	103	18	2	13	46	34	70	5	3	.297	.375	2	5	5	16
MINOR LEAGUE TOTALS																				
		.262	414	1564	208	410	86	13	25	175	115	218	22	11	.317	.382	9	17	16	62

HERNANDEZ, JUAN - RIGHT-HANDED PITCHER

Height: 6-3 **Weight:** 170 **Bats:** R **Throws:** R
Born: Jan. 24, 1993 - Santo Domingo Norte, DR **Hometown:** Santo Domingo Norte, DR
Recommended/Signed By: Felix Francisco/Rafael Belen/Jose Ortiz
How Obtained: Signed by the Astros as a non-drafted free agent on Oct. 31, 2011.

Year	Team	W	L	ERA	G	GS	CG	SHO	SV	IP	H	R	ER	HR	HB	BB	SO	WP	BK	AVG
2012	DSL Astros (R)	0	4	3.78	13	11	0	0	0	47.2	47	23	20	1	9	25	40	7	1	.258
2013	DSL Astros (R)	1	0	2.37	14	7	0	0	0	38.0	26	14	10	0	4	22	34	5	2	.194
MINOR LEAGUE TOTALS																				
		1	4	3.15	27	18	0	0	0	85.2	73	37	30	1	13	47	74	12	3	.231

HERNANDEZ, TEOSCAR - OUTFIELDER

Height: 6-2 **Weight:** 193 **Bats:** R **Throws:** R
Born: Oct. 15, 1992 - Cotui, DR **Hometown:** Bonao, DR
Recommended/Signed By: Felix Francisco/Rafael Belen/Francis Mojica
How Obtained: Signed by the Astros as a non-drafted free agent on Feb. 17, 2011.



Career Highlights: 2013: Led the Midwest League in runs...ranked second among all Midwest League outfielders with 14 outfield assists...Quad Cities Player of the Month, April...played in 23 games with Toros del Este in the Dominican Winter League...2012: GCL Astros Defensive Player of the Month, August...2011: DSL Astros Team MVP...DSL Astros Offensive Player of the Month, July.

Year	Team	AVG	G	AB	R	H	2B	3B	HR	RBI	BB	SO	SB	CS	OBP	SLG	SF	SH	HB	E
2011	DSL Astros (R)	.274	65	226	41	62	13	7	7	35	28	42	16	4	.360	.487	3	0	4	5
2012	GCL Astros (R)	.243	51	177	25	43	11	2	4	18	19	54	10	1	.325	.395	1	0	3	5
	Lexington (A)	.240	8	25	2	6	2	0	1	5	3	12	1	0	.310	.440	1	1	0	0
2013	Quad Cities (A)	.271	123	499	97	135	25	9	13	55	41	135	24	11	.328	.435	4	17	4	8
MINOR LEAGUE TOTALS																				
		.265	247	927	165	246	51	18	25	113	91	243	51	16	.335	.440	9	18	11	18

HESS, JUSTIN - RIGHT-HANDED PITCHER

Height: 6-2 **Weight:** 233 **Bats:** R **Throws:** R
Born: Aug. 16, 1990 - Panama City Beach, FL **Hometown:** Panama City Beach, FL
School: Georgia Southern University **Recommended/Signed By:** Gavin Dickey
How Obtained: Signed by the Astros as a non-drafted free agent on July 27, 2013.

Year	Team	W	L	ERA	G	GS	CG	SHO	SV	IP	H	R	ER	HR	HB	BB	SO	WP	BK	AVG
2013	GCL Astros (R)	1	0	1.04	5	0	0	0	0	8.2	6	1	1	0	0	1	13	0	0	.194
	Tri-City (A)	0	0	13.50	2	0	0	0	0	1.1	4	2	2	1	0	2	1	1	0	.500
MINOR LEAGUE TOTALS																				
		1	0	2.70	7	0	0	0	0	10.0	10	3	3	1	0	3	14	1	0	.256

HIPP, PARKER - INFIELDER

Height: 6-1 **Weight:** 232 **Bats:** L **Throws:** R
Born: March 1, 1991 - San Diego, CA **Hometown:** San Diego, CA
School: New Mexico State University **Recommended/Signed By:** Mark Ross
How Obtained: Signed by the Astros as a non-drafted free agent on June 19, 2013.

Year	Team	AVG	G	AB	R	H	2B	3B	HR	RBI	BB	SO	SB	CS	OBP	SLG	SF	SH	HB	E
2013	Greenville (R)	.159	24	63	3	10	2	0	0	7	11	13	3	1	.280	.190	1	0	0	6
MINOR LEAGUE TOTALS																				
		.159	24	63	3	10	2	0	0	7	11	13	3	1	.280	.190	1	0	0	6

SCOUTING & PLAYER DEVELOPMENT

HIRALDO, CARLOS - LEFT-HANDED PITCHER

Height: 5-10 **Weight:** 174 **Bats:** L **Throws:** L
Born: July 15, 1996 - Puerto Plata, DR **Hometown:** Puerto Plata, DR
Recommended/Signed By: Oz Ocampo/Francis Mojica
How Obtained: Signed by the Astros as a non-drafted free agent on Nov. 11, 2013.
Year Team W L ERA G GS CG SHO SV IP H R ER HR HB BB SO WP BK AVG
 2014 will be his first professional season

HOLBERTON, BRIAN - CATCHER

Height: 5-10 **Weight:** 196 **Bats:** L **Throws:** R
Born: June 10, 1992 - Cornelius, NC **Hometown:** Cornelius, NC
School: University of North Carolina **Recommended/Signed By:** Tim Bittner
How Obtained: Selected by the Astros in the ninth round of the June 2013 draft.

Year	Team	AVG	G	AB	R	H	2B	3B	HR	RBI	BB	SO	SB	CS	OBP	SLG	SF	SH	HB	E
2013	Greenville (R)	.225	37	120	20	27	6	0	5	16	26	21	2	1	.380	.400	0	0	4	2
MINOR LEAGUE TOTALS		.225	37	120	20	27	6	0	5	16	26	21	2	1	.380	.400	0	0	4	2

HOLLEY, KRISHAWN - RIGHT-HANDED PITCHER

Height: 6-0 **Weight:** 228 **Bats:** R **Throws:** R
Born: Feb. 8, 1992 - Lexington, SC **Hometown:** Pomoria, SC
School: Mid-Carolina HS (SC) **Recommended/Signed By:** JD Alleva
How Obtained: Selected by the Astros in the 39th round of the June 2010 draft.



Year	Team	W	L	ERA	G	GS	CG	SHO	SV	IP	H	R	ER	HR	HB	BB	SO	WP	BK	AVG
2010	GCL Astros (R)	0	0	0.00	1	0	0	0	0	1.0	1	0	0	0	0	0	1	0	0	.250
2011	GCL Astros (R)	1	2	2.16	13	0	0	0	0	16.2	12	6	4	1	2	8	15	1	0	.200
2012	GCL Astros (R)	1	1	0.68	7	1	0	0	0	13.1	8	1	1	1	1	8	0	0	0	.167
2013	Greenville (R)	3	2	2.41	18	0	0	0	1	33.2	32	13	9	0	0	12	33	3	1	.244
	Tri-City (A)	1	0	4.00	5	0	0	0	0	9.0	8	4	4	2	0	4	8	2	0	.229
MINOR LEAGUE TOTALS		6	5	2.20	44	1	0	0	1	73.2	61	24	18	4	3	25	65	6	1	.219

HOLMES, BRIAN - LEFT-HANDED PITCHER

Height: 6-4 **Weight:** 223 **Bats:** L **Throws:** L
Born: Jan. 30, 1991 - Lawrenceville, GA **Hometown:** Ft. Walton Beach, VA
School: Wake Forest University (NC) **Recommended/Signed By:** Tim Bittner
How Obtained: Selected by the Astros in the 13th round of the June 2012 draft.



Career Highlights: 2013: Quad Cities Pitcher of the Month, August...2012: New York-Penn League Midseason All-Star...NYPL Pitcher of the Week, July 23-30...MiLB.com Organization All-Star...led the NYPL in opponents batting average and shutouts.

Year	Team	W	L	ERA	G	GS	CG	SHO	SV	IP	H	R	ER	HR	HB	BB	SO	WP	BK	AVG
2012	Tri-City (A)	7	2	2.57	13	12	1	1	0	66.2	39	22	19	4	1	25	65	3	0	.165
2013	Quad Cities (A)	5	3	2.49	15	10	0	0	0	61.1	52	21	17	4	3	19	62	6	0	.226
	GCL Astros (R)	0	0	0.00	3	3	0	0	0	10.1	3	0	0	0	0	2	17	0	0	.088
MINOR LEAGUE TOTALS		12	5	2.34	31	25	1	1	0	138.1	94	43	36	8	4	46	144	9	0	.188

HOUSER, ADRIAN - RIGHT-HANDED PITCHER

Height: 6-4 **Weight:** 212 **Bats:** R **Throws:** R
Born: Feb. 2, 1993 - Tahlequah, OK **Hometown:** Locust Grove, OK
School: Locust Grove HS (OK) **Recommended/Signed By:** Jim Stevenson



How Obtained: Selected by the Astros in the second round of the June 2011 draft.

Career Highlights: 2013: Tabbed by *Baseball America* as the No. 16 prospect in the Astros system...2012: Named by *BA* as the Astros No. 17 prospect...rated by the publication as the No. 17 prospect in the Appalachian League following the season.

Year	Team	W	L	ERA	G	GS	CG	SHO	SV	IP	H	R	ER	HR	HB	BB	SO	WP	BK	AVG
2011	GCL Astros (R)	1	2	4.03	6	5	0	0	0	22.1	24	12	10	0	0	10	25	7	0	.273
	Greenville (R)	1	2	4.56	6	6	0	0	0	25.2	25	16	13	1	0	15	19	5	0	.258
2012	Greenville (R)	3	4	4.19	11	11	0	0	0	58.0	53	28	27	1	5	23	54	6	0	.245
2013	Tri-City (A)	0	4	3.42	14	9	0	0	0	50.0	57	25	19	1	5	10	39	6	0	.291
MINOR LEAGUE TOTALS		5	12	3.98	37	31	0	0	0	156.0	159	81	69	3	10	58	137	24	0	.266

IBANEZ, ANGEL (JAVIER) - INFIELDER

Height: 6-2 **Weight:** 241 **Bats:** L **Throws:** R
Born: Sept. 10, 1990 - McAllen, TX **Hometown:** Mission, TX
School: University of Texas-Pan American **Recommended/Signed By:** Gavin Dickey



How Obtained: Selected by the Astros in the 28th round of the June 2012 draft.

Career Highlights: 2013: Was the 2013 recipient of the Oscar Padron Award, which is an award given out each season to a Greenville player who exhibits character and leadership.

Year	Team	AVG	G	AB	R	H	2B	3B	HR	RBI	BB	SO	SB	CS	OBP	SLG	SF	SH	HB	E
2012	Greenville (R)	.264	60	227	30	60	10	1	0	21	15	32	3	3	.310	.317	2	3	1	11
2013	Greenville (R)	.239	33	113	14	27	6	0	0	12	10	31	0	0	.302	.292	2	2	1	7
MINOR LEAGUE TOTALS		.256	93	340	44	87	16	1	0	33	25	63	3	3	.307	.309	4	5	2	18

IZTURIS, CESAR - INFIELDER

See non-roster bio

SCOUTING & PLAYER DEVELOPMENT

JANKOWSKI, JORDAN - RIGHT-HANDED PITCHER

Height: 6-1 **Weight:** 209 **Bats:** R **Throws:** R
Born: May 17, 1989 - McMurray, PA **Hometown:** McMurray, PA
School: Catawba College (NC) **Recommended/Signed By:** Tim Bittner



How Obtained: Selected by the Astros in the 34th round of the June 2012 draft.

Career Highlights: 2013: Midwest League Midseason All-Star...Quad Cities Pitcher of the Month, July.

Year	Team	W	L	ERA	G	GS	CG	SHO	SV	IP	H	R	ER	HR	HB	BB	SO	WP	BK	AVG
2012	Greenville (R)	4	0	2.23	23	0	0	0	4	32.1	25	8	8	1	2	10	53	3	0	.205
2013	Quad Cities (A)	3	1	2.61	26	12	0	0	5	89.2	79	27	26	9	2	17	83	3	0	.237
	Lancaster (A)	0	0	5.40	11	0	0	0	0	16.2	15	10	10	3	2	4	20	4	0	.238
MINOR LEAGUE TOTALS		7	1	2.86	60	12	0	0	9	138.2	119	45	44	13	6	31	156	10	0	.229

JOYCE, TERRELL - OUTFIELDER

Height: 6-3 **Weight:** 235 **Bats:** R **Throws:** R
Born: May 29, 1992 - Newport News, VA **Hometown:** Newport News, VA
School: Florida State College at Jacksonville **Recommended/Signed By:** John Martin



How Obtained: Selected by the Astros in the 12th round of the June 2012 draft.

Year	Team	AVG	G	AB	R	H	2B	3B	HR	RBI	BB	SO	SB	CS	OBP	SLG	SF	SH	HB	E
2012	Greenville (R)	.273	58	220	31	60	14	0	7	27	19	66	2	1	.332	.432	1	0	1	2
2013	Quad Cities (A)	.186	72	226	27	42	13	0	3	26	26	80	5	3	.284	.283	0	0	5	3
MINOR LEAGUE TOTALS		.229	130	446	58	102	27	0	10	53	45	146	7	4	.307	.357	1	0	6	5

JUAREZ, GERARDO - RIGHT-HANDED PITCHER

Height: 6-2 **Weight:** 174 **Bats:** R **Throws:** R
Born: September 10, 1992 - El Viejo, NIC **Hometown:** El Viejo, NIC
Recommended/Signed By: Leocadio Guevara

How Obtained: Signed by the Astros as a non-drafted free agent on April 3, 2013.

Year	Team	W	L	ERA	G	GS	CG	SHO	SV	IP	H	R	ER	HR	HB	BB	SO	WP	BK	AVG
2013	DSL Astros (R)	2	3	1.86	13	5	0	0	0	53.1	40	16	11	0	7	7	50	2	0	.212
	GCL Astros (R)	0	0	1.42	2	1	0	0	0	6.1	4	1	1	0	0	3	8	1	0	.174
MINOR LEAGUE TOTALS		2	3	1.81	15	6	0	0	0	59.2	44	17	12	0	7	10	58	3	0	.208

KEMMER, JON - OUTFIELDER

Height: 6-2 **Weight:** 216 **Bats:** L **Throws:** L
Born: Nov. 17, 1990 - Shippensburg, PA **Hometown:** Shippensburg, PA
School: Brewton-Parker College (GA) **Recommended/Signed By:** Gavin Dickey

How Obtained: Selected by the Astros in the 21st round of the June 2013 draft.

Career Highlights: 2013: Homered in his first professional at-bat on June 18.

Year	Team	AVG	G	AB	R	H	2B	3B	HR	RBI	BB	SO	SB	CS	OBP	SLG	SF	SH	HB	E
2013	Tri-City (A)	.221	65	199	29	44	7	1	4	16	17	41	1	2	.304	.327	1	1	7	0
MINOR LEAGUE TOTALS		.221	65	199	29	44	7	1	4	16	17	41	1	2	.304	.327	1	1	7	0

KEMP, TONY - INFIELDER

Height: 5-6 **Weight:** 162 **Bats:** L **Throws:** R
Born: Oct. 31, 1991 - Franklin, TN **Hometown:** Franklin, TN
School: Vanderbilt University (TN) **Recommended/Signed By:** Nick Venuto

How Obtained: Selected by the Astros in the fifth round of the June 2013 draft.

Career Highlights: 2013: Tri-City Player of the Month, July...was the 2013 SEC Player of the Year while at Vanderbilt after ranking second in the country in hits and eighth in batting average.

Year	Team	AVG	G	AB	R	H	2B	3B	HR	RBI	BB	SO	SB	CS	OBP	SLG	SF	SH	HB	E
2013	Tri-City (A)	.282	48	177	25	50	7	2	1	13	21	29	17	9	.355	.362	4	1	1	3
	Quad Cities (A)	.255	27	98	21	25	1	1	1	9	19	18	4	2	.387	.316	0	1	2	5
MINOR LEAGUE TOTALS		.273	75	275	46	75	8	3	2	22	40	47	21	11	.366	.345	4	2	3	8

KESSAY, SEBASTIAN - LEFT-HANDED PITCHER

Height: 6-2 **Weight:** 211 **Bats:** L **Throws:** L
Born: June 19, 1993 - Pinetop, AZ **Hometown:** Pinetop, AZ
School: Scottsdale CC (AZ) **Recommended/Signed By:** Mark Ross

How Obtained: Selected by the Astros in the 22nd round of the June 2013 draft.

Year	Team	W	L	ERA	G	GS	CG	SHO	SV	IP	H	R	ER	HR	HB	BB	SO	WP	BK	AVG
2013	Greenville (R)	1	0	3.12	13	3	0	0	0	17.1	16	7	6	3	0	9	20	1	1	.242
MINOR LEAGUE TOTALS		1	0	3.12	13	3	0	0	0	17.1	16	7	6	3	0	9	20	1	1	.242

LAMBSON, MITCHELL - LEFT-HANDED PITCHER

Height: 6-1 **Weight:** 208 **Bats:** L **Throws:** L
Born: July 20, 1990 - Montclair, CA **Hometown:** Scottsdale, AZ
School: Arizona State University **Recommended/Signed By:** Mike Brown

How Obtained: Selected by the Astros in the 19th round of the June 2011 draft.



Year	Team	W	L	ERA	G	GS	CG	SHO	SV	IP	H	R	ER	HR	HB	BB	SO	WP	BK	AVG
2011	Tri-City (A)	2	6	4.33	22	0	0	0	2	35.1	33	19	17	4	2	8	39	2	1	.248
2012	Greenville (R)	1	0	0.00	4	0	0	0	1	9.2	4	0	0	0	0	0	12	0	0	.118
	Lexington (A)	2	1	2.72	19	0	0	0	0	36.1	30	12	11	2	2	10	42	2	0	.217
2013	Quad Cities (A)	8	3	3.03	41	0	0	0	1	71.1	61	24	24	3	3	25	79	2	0	.231
MINOR LEAGUE TOTALS		13	10	3.07	86	0	0	0	4	152.2	128	55	52	9	7	43	172	6	1	.225

SCOUTING & PLAYER DEVELOPMENT

LEE, CHRISTOPHER - LEFT-HANDED PITCHER

Height: 6-3 **Weight:** 182 **Bats:** L **Throws:** L
Born: Aug. 17, 1992 - Savannah, GA **Hometown:** Tampa, FL
School: Santa Fe CC(FL) **Recommended/Signed By:** Larry Pardo
How Obtained: Selected by the Astros in the fourth round of the June 2011 draft.



Year	Team	W	L	ERA	G	GS	CG	SHO	SV	IP	H	R	ER	HR	HB	BB	SO	WP	BK	AVG
2011	Greeneville (R)	1	5	5.18	13	13	0	0	0	48.2	53	34	28	4	2	34	47	4	2	.279
2012	Greeneville (R)	1	2	11.42	5	3	0	0	0	8.2	13	15	11	1	1	9	9	3	0	.361
2013	Greeneville (R)	2	2	3.10	11	10	0	0	0	49.1	37	20	17	3	5	17	54	4	1	.207
MINOR LEAGUE TOTALS		4	9	4.73	29	26	0	0	0	106.2	103	69	56	8	8	60	110	11	3	.254

LINDAUER, THOMAS - INFIELDER

Height: 6-2 **Weight:** 169 **Bats:** R **Throws:** R
Born: Dec. 2, 1991 - Moline, IL **Hometown:** Moline, IL
School: University of Illinois **Recommended/Signed By:** Troy Hoerner
How Obtained: Selected by the Astros in the 23rd round of the June 2013 draft.

Year	Team	AVG	G	AB	R	H	2B	3B	HR	RBI	BB	SO	SB	CS	OBP	SLG	SF	SH	HB	E
2013	Tri-City (A)	.073	22	41	6	3	1	0	1	2	1	11	0	0	.095	.171	0	2	0	1
	Greeneville (R)	.247	29	97	16	24	7	0	0	10	7	28	0	2	.306	.320	2	2	2	8
MINOR LEAGUE TOTALS		.196	51	138	22	27	8	0	1	12	8	39	0	2	.247	.275	2	4	2	9

LONG, KENNY - LEFT-HANDED PITCHER

Height: 6-0 **Weight:** 171 **Bats:** L **Throws:** L
Born: Jan. 28, 1989 - Fox River Grove, IL **Hometown:** Fox River Grove, IL
School: Illinois State University **Recommended/Signed By:** Troy Hoerner
How Obtained: Selected by the Astros in the 22nd round of the June 2012 draft.



Year	Team	W	L	ERA	G	GS	CG	SHO	SV	IP	H	R	ER	HR	HB	BB	SO	WP	BK	AVG
2012	Tri-City (A)	1	1	1.88	17	0	0	0	2	14.1	4	3	3	0	0	5	20	2	1	.089
	Lancaster (A)	1	0	1.13	12	0	0	0	2	8.0	3	1	1	0	0	2	18	0	0	.115
2013	Lancaster (A)	2	0	2.83	23	0	0	0	6	28.2	25	11	9	2	1	4	27	0	0	.231
	Corpus Christi (AA)	0	2	9.00	22	0	0	0	0	21.0	38	22	21	4	4	15	13	0	1	.400
MINOR LEAGUE TOTALS		4	3	4.25	74	0	0	0	10	72.0	70	37	34	6	5	26	78	2	2	.255

LOPEZ, TOMAS - RIGHT-HANDED PITCHER

Height: 6-2 **Weight:** 175 **Bats:** R **Throws:** R
Born: May 6, 1994 - Barahona, DR **Hometown:** Barahona, DR
Recommended/Signed By: Felix Francisco/Rafael Belen/Francis Mojica
How Obtained: Signed by the Astros as a non-drafted free agent on June 21, 2012.



Year	Team	W	L	ERA	G	GS	CG	SHO	SV	IP	H	R	ER	HR	HB	BB	SO	WP	BK	AVG
2013																				DNP (due to injury)

LORENZO, EDGAR - OUTFIELDER

Height: 5-11 **Weight:** 160 **Bats:** R **Throws:** R
Born: Jan. 15, 1997 - La Romana, DR **Hometown:** La Romana, DR
Recommended/Signed By: Oz Ocampo/Jose Ortiz
How Obtained: Signed by the Astros as a non-drafted free agent on Nov. 11, 2013.

Year	Team	AVG	G	AB	R	H	2B	3B	HR	RBI	BB	SO	SB	CS	OBP	SLG	SF	SH	HB	E
2014 will be his first professional season																				

LUCAS, FELIX - OUTFIELDER

Height: 6-3 **Weight:** 195 **Bats:** R **Throws:** R
Born: March 27, 1997 - San Cristobal, DR **Hometown:** San Cristobal, DR
Recommended/Signed By: Oz Ocampo/Rafael Belen
How Obtained: Signed by the Astros as a non-drafted free agent on July 12, 2013.

Year	Team	AVG	G	AB	R	H	2B	3B	HR	RBI	BB	SO	SB	CS	OBP	SLG	SF	SH	HB	E
2014 will be his first professional season																				

MACDONALD, CONNOR - INFIELDER

Height: 6-5 **Weight:** 175 **Bats:** R **Throws:** R
Born: Feb. 27, 1996 - Brisbane, Australia **Hometown:** Queensland, Australia
Recommended/Signed By: Bobby Heck/Mike Brown/Greg Morris
How Obtained: Signed by the Astros as a non-drafted free agent on July 23, 2012.
Career Highlights: 2013: Played in six games in the Australian Baseball League.

Year	Team	AVG	G	AB	R	H	2B	3B	HR	RBI	BB	SO	SB	CS	OBP	SLG	SF	SH	HB	E
2013																				DNP

MADERA, EZEQUIEL - RIGHT-HANDED PITCHER

Height: 6-2 **Weight:** 180 **Bats:** R **Throws:** R
Born: March 22, 1996 - Valverde, DR **Hometown:** Valverde, DR
Recommended/Signed By: Oz Ocampo/Rafael Belen
How Obtained: Signed by the Astros as a non-drafted free agent on Nov. 11, 2013.

Year	Team	W	L	ERA	G	GS	CG	SHO	SV	IP	H	R	ER	HR	HB	BB	SO	WP	BK	AVG
2014 will be his first professional season																				

SCOUTING & PLAYER DEVELOPMENT

MARTE, YDARQUI - OUTFIELDER

Height: 6-1 Weight: 209 Bats: R Throws: R

Born: Oct. 10, 1992 - Boca Chica, DR Hometown: Gautier, DR

Recommended/Signed By: Felix Francisco/Rafael Belen

How Obtained: Signed by the Astros as a non-drafted free agent on July 27, 2009.

Career Highlights: 2010: DSL Astros Offensive Player of the Month, June.

Year	Team	AVG	G	AB	R	H	2B	3B	HR	RBI	BB	SO	SB	CS	OBP	SLG	SF	SH	HB	E
2010	DSL Astros (R)	.240	61	217	31	52	10	1	2	20	16	28	9	5	.301	.323	0	0	3	2
2011	GCL Astros (R)	.122	17	41	6	5	1	0	0	7	6	10	3	2	.229	.146	1	0	0	0
2012	GCL Astros (R)	.210	33	62	11	13	3	0	1	5	1	17	1	0	.222	.306	0	3	0	1
2013	GCL Astros (R)	.247	49	146	17	36	9	0	2	15	14	30	3	1	.317	.349	2	5	2	2
	Tri-City (A)	.200	4	5	0	1	0	0	0	1	0	2	0	0	.200	.200	0	0	0	0
MINOR LEAGUE TOTALS		.227	164	471	65	107	23	1	5	48	37	87	16	8	.289	.312	3	8	5	5

MARTIN, JASON - OUTFIELDER

Height: 5-10 Weight: 178 Bats: L Throws: R

Born: Sept. 5, 1995 - Corona, CA Hometown: Corona, CA

School: Orange Lutheran HS (CA) Recommended/Signed By: Brad Budzinski

How Obtained: Selected by the Astros in the eighth round of the June 2013 draft.

Career Highlights: 2013: Ranked tied for fourth in the Gulf Coast League in runs.

Year	Team	AVG	G	AB	R	H	2B	3B	HR	RBI	BB	SO	SB	CS	OBP	SLG	SF	SH	HB	E
2013	GCL Astros (R)	.251	50	179	35	45	8	4	0	17	29	31	11	7	.357	.341	1	4	1	1
MINOR LEAGUE TOTALS		.251	50	179	35	45	8	4	0	17	29	31	11	7	.357	.341	1	4	1	1

MARTINEZ, J.D. - OUTFIELDER

See Non-Roster Bio

MATHIS, TANNER - OUTFIELDER

Height: 6-0 Weight: 187 Bats: L Throws: L

Born: June 27, 1991 - Lake Charles, LA Hometown: Lake Charles, LA

School: University of Mississippi Recommended/Signed By: Justin Cryer

How Obtained: Signed by the Astros as a non-drafted free agent on June 17, 2013.

Career Highlights: 2013: Greenville Astros MVP...set a club record for walks in a season...led the Appalachian League in walks and ranked second in OBP...led the club in hits, runs and steals.

Year	Team	AVG	G	AB	R	H	2B	3B	HR	RBI	BB	SO	SB	CS	OBP	SLG	SF	SH	HB	E
2013	Greenville (R)	.277	60	188	30	52	3	0	1	14	44	14	7	6	.425	.309	2	7	6	3
MINOR LEAGUE TOTALS		.277	60	188	30	52	3	0	1	14	44	14	7	6	.425	.309	2	7	6	3

MATUTE, JONATHAN - INFIELDER

Height: 6-0 Weight: 170 Bats: R Throws: R

Born: April 28, 1997 - Caracas, VZ Hometown: Caracas, VZ

Recommended/Signed By: Oz Ocampo/Oscar Alvarado/Jose Palacios

How Obtained: Signed by the Astros as a non-drafted free agent on July 2, 2013.

Year	Team	AVG	G	AB	R	H	2B	3B	HR	RBI	BB	SO	SB	CS	OBP	SLG	SF	SH	HB	E
2014 will be his first professional season																				

MAURICIO, JOAN - INFIELDER

Height: 6-0 Weight: 170 Bats: R Throws: R

Born: Oct. 22, 1996 - San Pedro de Macoris, DR Hometown: San Pedro de Macoris, DR

Recommended/Signed By: Oz Ocampo/Jose Ortiz

How Obtained: Signed by the Astros as a non-drafted free agent on July 2, 2013.

Year	Team	AVG	G	AB	R	H	2B	3B	HR	RBI	BB	SO	SB	CS	OBP	SLG	SF	SH	HB	E
2014 will be his first professional season																				

MAYFIELD, JACK - INFIELDER

Height: 5-11 Weight: 170 Bats: R Throws: R

Born: Sept. 30, 1990 - Del Rio, TX Hometown: Del Rio, TX

School: Oklahoma University Recommended/Signed By: Jim Stevenson

How Obtained: Signed by the Astros as a non-drafted free agent on June 17, 2013.

Year	Team	AVG	G	AB	R	H	2B	3B	HR	RBI	BB	SO	SB	CS	OBP	SLG	SF	SH	HB	E
2013	Greenville (R)	.255	29	94	12	24	5	0	3	11	9	19	2	2	.336	.404	1	4	3	3
	Tri-City (A)	.220	26	91	13	20	3	0	1	7	1	18	1	1	.258	.286	1	1	4	6
MINOR LEAGUE TOTALS		.238	55	185	25	44	8	0	4	18	10	37	3	3	.299	.346	2	5	7	9

SCOUTING & PLAYER DEVELOPMENT

MCCULLERS, LANCE - RIGHT-HANDED PITCHER

Height: 6-1 Weight: 205
Born: Oct. 2, 1993 - Tampa, FL
School: Jesuit HS (FL)

Bats: L Throws: R
Hometown: Tampa, FL
Recommended/Signed By: John Martin



How Obtained: Selected by the Astros in the supplemental first round (41st overall) of the June 2012 draft.

Career Highlights: 2014: Ranked by *Baseball America* as the No. 5 prospect in the Astros system with the best curveball...ranked by *Baseball Prospectus* as the Astros No. 7 prospect and ESPN.com as the Astros No. 8 prospect...2013: Ranked by *Baseball America* as the No. 4 prospect with the 'Best Fastball' and 'Best Slider' in the Astros system...finished third in the Midwest League in strikeouts...did not give up a homer over his first 19 outings of the year (74.2 innings)...gave up two earned runs or less in 21 of his 25 total games...2012: Gatorade National Baseball Player of the Year.

Year	Team	W	L	ERA	G	GS	CG	SHO	SV	IP	H	R	ER	HR	HB	BB	SO	WP	BK	AVG
2012	GCL Astros (R)	0	1	1.64	4	4	0	0	0	11.0	10	2	2	0	0	2	12	0	0	.227
	Greenville (R)	0	3	4.80	4	4	0	0	0	15.0	10	11	8	2	1	10	17	3	0	.182
2013	Quad Cities (A)	6	5	3.18	25	19	0	0	0	104.2	92	49	37	3	6	49	117	4	2	.239
MINOR LEAGUE TOTALS		6	9	3.24	33	27	0	0	0	130.2	112	62	47	5	7	61	146	7	2	.231

MCCURDY, RYAN - CATCHER

Height: 5-10 Weight: 185
Born: Dec. 28, 1987 - Tampa, FL
School: Duke University (NC)

Bats: R Throws: R
Hometown: Corona, CA
Recommended/Signed By: JD Alleva



How Obtained: Signed by the Astros as a non-drafted free agent on June 18, 2010.

Career Highlights: 2011: Tri-City Defensive Player of the Month, August.

Year	Team	AVG	G	AB	R	H	2B	3B	HR	RBI	BB	SO	SB	CS	OBP	SLG	SF	SH	HB	E
2010	Greenville (R)	.143	6	7	1	1	0	0	0	0	1	1	0	0	.333	.143	0	1	1	0
	Tri-City (A)	.150	14	20	3	3	2	0	0	1	2	2	0	0	.320	.250	0	2	3	2
2011	Lexington (A)	.000	1	1	0	0	0	0	0	0	0	0	0	0	.000	.000	0	0	0	0
	Tri-City (A)	.324	32	102	8	33	6	0	0	17	4	11	2	2	.388	.382	2	2	8	3
2012	Lancaster (A)	.667	2	3	0	2	0	0	0	0	0	0	0	0	.750	.667	0	0	1	0
	Corpus Christi (AA)	.200	29	75	7	15	3	1	1	9	7	4	0	0	.307	.307	1	3	5	3
	Lexington (A)	.185	24	65	9	12	4	0	0	7	12	10	3	1	.372	.246	1	1	8	0
2013	Corpus Christi (AA)	.136	10	22	1	3	0	0	0	0	5	3	0	1	.387	.136	0	2	4	2
	Lancaster (A)	.254	24	71	9	18	2	0	0	8	9	11	0	0	.418	.282	0	0	11	4
MINOR LEAGUE TOTALS		.238	142	366	38	87	17	1	1	42	40	42	5	4	.373	.298	4	11	41	14

MCDONALD, CHASE - INFILDER

Height: 6-2 Weight: 273
Born: June 2, 1992 - Greenville, NC
School: East Carolina University

Bats: R Throws: R
Hometown: Greenville, NC
Recommended/Signed By: Tim Bittner

How Obtained: Selected by the Astros in the 12th round of the June 2013 draft.

Year	Team	AVG	G	AB	R	H	2B	3B	HR	RBI	BB	SO	SB	CS	OBP	SLG	SF	SH	HB	E
2013	Greenville (R)	.245	46	155	20	38	6	1	6	33	19	38	0	1	.341	.413	1	0	4	3
MINOR LEAGUE TOTALS		.245	46	155	20	38	6	1	6	33	19	38	0	1	.341	.413	1	0	4	3

MEJIA, BRAULY - OUTFIELDER

Height: 6-0 Weight: 185
Born: Oct. 28, 1994 - La Romana, DR

Bats: R Throws: R
Hometown: La Romana, DR

Recommended/Signed By: Felix Francisco/Rafael Belen/Jose Ortiz

How Obtained: Signed by the Astros as a non-drafted free agent on May 23, 2012.

Career Highlights: 2013: DSL Astros Player of the Month, August.

Year	Team	AVG	G	AB	R	H	2B	3B	HR	RBI	BB	SO	SB	CS	OBP	SLG	SF	SH	HB	E
2012	DSL Astros (R)	.250	36	84	10	21	2	1	0	4	5	25	7	3	.323	.298	0	1	4	3
2013	DSL Astros (R)	.240	46	146	14	35	8	1	1	8	10	27	1	0	.304	.329	1	3	4	2
MINOR LEAGUE TOTALS		.243	82	230	24	56	10	2	1	12	15	52	8	3	.311	.317	1	4	8	5

MEJIA, YONATHAN - INFILDER

Height: 6-2 Weight: 210
Born: Sept. 19, 1992 - Bani, DR

Bats: S Throws: R
Hometown: Bani, DR

Recommended/Signed By: Felix Francisco/Rafael Belen/Jose Lima

How Obtained: Signed by the Astros as a non-drafted free agent on July 2, 2009.

Career Highlights: 2013: GCL All-Star...led the GCL Astros and ranked fifth in the league in batting average...led the GCL in doubles, hits and total bases while ranking tied for fifth in RBI...GCL Astros Player of the Month, July and August...2011: GCL Astros Team MVP...2010: DSL Astros Defensive Player of the Month, June...DSL Midseason All-Star.

Year	Team	AVG	G	AB	R	H	2B	3B	HR	RBI	BB	SO	SB	CS	OBP	SLG	SF	SH	HB	E
2010	DSL Astros (R)	.235	59	221	20	52	12	3	2	27	12	43	4	2	.283	.344	1	0	3	17
2011	GCL Astros (R)	.329	40	146	15	48	8	0	0	25	3	29	2	0	.357	.384	1	0	4	3
2012	GCL Astros (R)	.239	52	188	16	45	4	0	2	23	12	33	3	2	.284	.293	1	2	0	9
2013	GCL Astros (R)	.324	59	222	27	72	19	0	2	32	12	28	6	2	.356	.437	4	1	1	10
	Tri-City (A)	.182	3	11	0	2	1	0	0	0	0	3	0	0	.182	.273	0	0	0	0
MINOR LEAGUE TOTALS		.278	213	788	78	219	44	3	6	107	39	136	15	6	.316	.364	7	3	8	39

SCOUTING & PLAYER DEVELOPMENT

MELENDEZ, ALEXANDER - OUTFIELDER

Height: 6-1 **Weight:** 185 **Bats:** R **Throws:** R
Born: April 21, 1995 - Caguas, PR **Hometown:** Cayey, PR
School: Puerto Rico Baseball Academy HS **Recommended/Signed By:** Joey Sola
How Obtained: Signed by the Astros as a non-drafted free agent on June 14, 2013.

Year	Team	AVG	G	AB	R	H	2B	3B	HR	RBI	BB	SO	SB	CS	OBP	SLG	SF	SH	HB	E
2013	DSL Astros (R)	.248	36	129	16	32	8	0	0	12	11	19	5	5	.315	.310	1	3	2	0
MINOR LEAGUE TOTALS																				
		.248	36	129	16	32	8	0	0	12	11	19	5	5	.315	.310	1	3	2	0

MEREDITH, BRANDON - OUTFIELDER

Height: 6-2 **Weight:** 241 **Bats:** R **Throws:** R
Born: Dec. 19, 1989 - San Diego, CA **Hometown:** Chula Vista, CA
School: San Diego State University **Recommended/Signed By:** Brad Budzinski
How Obtained: Selected by the Astros in the sixth round of the June 2011 draft.



Career Highlights: 2013: Ranked fifth in the California League in on-base percentage and walks...2012: Led the South Atlantic League in home runs (14), slugging percentage (.630) and OPS (1.036) in the second half...Lexington Offensive Player of the Month, August.

Year	Team	AVG	G	AB	R	H	2B	3B	HR	RBI	BB	SO	SB	CS	OBP	SLG	SF	SH	HB	E
2011	Tri-City (A)	.244	35	119	24	29	7	4	1	10	19	29	7	3	.371	.395	0	1	5	1
2012	Lexington (A)	.278	86	316	54	88	19	4	15	48	43	86	12	3	.377	.506	2	1	8	1
2013	Lancaster (A)	.279	105	365	83	102	25	5	16	68	64	88	6	7	.399	.507	5	1	12	4
MINOR LEAGUE TOTALS																				
		.274	226	800	161	219	51	13	32	126	126	203	25	13	.386	.490	7	3	25	6

MEYER, JONATHAN - INFIELDER

See Non-Roster Bio

MICHELENA, ARTURO - INFIELDER

Height: 5-11 **Weight:** 165 **Bats:** R **Throws:** R
Born: Oct. 15, 1994 - Maracaibo, VZ **Hometown:** Maracaibo, VZ
Recommended/Signed By: Felix Francisco/Oscar Alvarado/Daniel Acuna
How Obtained: Signed by the Astros as a non-drafted free agent on July 6, 2011.

Year	Team	AVG	G	AB	R	H	2B	3B	HR	RBI	BB	SO	SB	CS	OBP	SLG	SF	SH	HB	E
2012	DSL Astros (R)	.202	34	119	12	24	2	2	0	12	5	18	5	3	.234	.252	0	4	0	10
2013	DSL Astros (R)	.226	67	257	24	58	11	4	0	28	20	37	3	4	.284	.300	3	7	2	13
MINOR LEAGUE TOTALS																				
		.218	101	376	36	82	13	6	0	40	25	55	8	7	.268	.285	3	11	2	23

MIER, GIOVANNI - INFIELDER

Height: 6-2 **Weight:** 199 **Bats:** R **Throws:** R
Born: Aug. 26, 1990 - Pomona, CA **Hometown:** Las Vegas, NV
School: Bonita HS (CA) **Recommended/Signed By:** Doug Deutsch/Bobby Heck
How Obtained: Selected by the Astros in the first round (21st overall) of the June 2009 draft.



Career Highlights: 2011: South Atlantic League Midseason All-Star...ranked by *Baseball America* as the No. 23 prospect in the Houston system after the season...2010: Tabbed by *BA* as Houston's No. 5 prospect following the season...2009: Led the Appalachian League in triples...ranked by *Baseball America* as the No. 2 prospect in the Astros system and the Appalachian League following the season...also rated by the publication as the 'Best Defensive Infielder' with the 'Best Infield Arm' in the system.

Year	Team	AVG	G	AB	R	H	2B	3B	HR	RBI	BB	SO	SB	CS	OBP	SLG	SF	SH	HB	E
2009	Greenville (R)	.276	51	192	32	53	7	6	7	32	30	45	10	5	.380	.484	3	0	4	18
2010	Lexington (A)	.235	131	493	83	116	31	1	2	53	63	107	15	7	.323	.314	9	3	5	34
2011	Lexington (A)	.245	57	216	39	53	14	0	5	29	37	58	6	2	.354	.380	3	0	1	10
	Lancaster (A)	.233	57	206	35	48	7	1	2	23	29	54	5	3	.335	.306	3	6	4	12
2012	Lancaster (A)	.292	46	171	28	50	9	1	3	25	29	34	6	3	.396	.409	1	2	1	10
	GCL Astros (R)	.214	5	14	1	3	1	0	0	2	1	0	0	0	.250	.286	1	0	0	1
2013	Corpus Christi (AA)	.194	104	355	44	69	10	0	5	28	46	97	9	8	.293	.265	1	10	4	20
MINOR LEAGUE TOTALS																				
		.238	451	1647	262	392	79	9	24	192	235	395	51	28	.336	.341	21	21	19	105

MILLS, JORDAN - LEFT-HANDED PITCHER

Height: 6-5 **Weight:** 206 **Bats:** L **Throws:** L
Born: May 11, 1992 - Shingle Springs, CA **Hometown:** Shingle Springs, CA
School: St. Mary's College (CA) **Recommended/Signed By:** Brad Budzinski
How Obtained: Selected by the Astros in the 28th round of the June 2013 draft.

Career Highlights: 2013: Ranked tied for fifth in the Appalachian League in wins.

Year	Team	W	L	ERA	G	GS	CG	SHO	SV	IP	H	R	ER	HR	HB	BB	SO	WP	BK	AVG
2012	Greenville (R)	5	1	2.08	14	6	0	0	2	47.2	36	14	11	2	1	13	43	3	0	.216
MINOR LEAGUE TOTALS																				
		5	1	2.08	14	6	0	0	2	47.2	36	14	11	2	1	13	43	3	0	.216

SCOUTING & PLAYER DEVELOPMENT

MINAYA, JUAN - RIGHT-HANDED PITCHER

Height: 6-4 Weight: 203 Bats: R Throws: R
Born: Sept. 18, 1990 - Maimon, DR Hometown: Maimon, DR

Recommended/Signed By: Felix Francisco

How Obtained: Signed by the Astros as a non-drafted free agent on Sept. 3, 2008.

Year	Team	W	L	ERA	G	GS	CG	SHO	SV	IP	H	R	ER	HR	HB	BB	SO	WP	BK	AVG
2009	GCL Astros (R)	3	3	4.27	12	12	0	0	0	52.2	45	30	25	1	6	18	30	9	0	.231
2010	Lexington (A)	4	12	4.79	26	26	0	0	0	127.2	111	80	68	7	21	73	96	22	0	.236
2011	Lexington (A)	1	5	6.90	28	9	0	0	1	77.0	89	66	59	6	5	57	76	10	1	.299
2012	Tri-City (A)	2	2	4.66	17	2	0	0	0	36.2	34	21	19	0	4	17	31	3	0	.238
2013	Quad Cities (A)	3	6	4.77	24	5	0	0	8	54.2	63	34	29	5	4	23	57	3	0	.285
MINOR LEAGUE TOTALS		13	28	5.16	107	54	0	0	9	348.2	342	231	200	19	40	188	290	47	1	.258



MINNIS, ALBERT - LEFT-HANDED PITCHER

Height: 6-0 Weight: 190 Bats: R Throws: L
Born: Nov. 5, 1991 - Baldwin City, KS Hometown: Baldwin City, KS
School: Wichita State University (KS) Recommended/Signed By: Jim Stevenson

How Obtained: Selected by the Astros in the 25th round of the June 2013 draft.

Year	Team	W	L	ERA	G	GS	CG	SHO	SV	IP	H	R	ER	HR	HB	BB	SO	WP	BK	AVG
2013	Tri-City (R)	2	1	2.57	14	0	0	0	0	14.0	12	4	4	1	0	4	9	1	0	.231
MINOR LEAGUE TOTALS		2	1	2.57	14	0	0	0	0	14.0	12	4	4	1	0	4	9	1	0	.231

MINOR, DANIEL - RIGHT-HANDED PITCHER

Height: 5-11 Weight: 195 Bats: R Throws: R
Born: Feb. 9, 1991 - Austin, TX Hometown: Dripping Springs, TX
School: Texas A&M University Corpus Christi Recommended/Signed By: Gavin Dickcy

How Obtained: Selected by the Astros in the ninth round of the June 2012 draft.

Career Highlights: 2012: Appalachian League Pitcher of the Week, August 6-13...led the league in ERA and WHIP...threw 19.0 scoreless innings from Aug. 4-17...Greenville Pitcher of the Month, August.

Year	Team	W	L	ERA	G	GS	CG	SHO	SV	IP	H	R	ER	HR	HB	BB	SO	WP	BK	AVG
2012	Greenville (R)	3	2	2.75	11	11	0	0	0	59.0	51	23	18	3	3	10	48	2	0	.229
2013	Quad Cities (A)	8	3	3.71	31	12	0	0	1	99.1	112	48	41	9	6	29	85	5	0	.282
MINOR LEAGUE TOTALS		11	5	3.35	42	23	0	0	1	158.1	163	71	59	12	9	39	133	7	0	.263



MITCHELL, RONNIE - OUTFIELDER

Height: 5-11 Weight: 192 Bats: L Throws: L
Born: June 21, 1991 - Southlake, TX Hometown: Southlake, TX
School: Dallas Baptist University (TX) Recommended/Signed By: Jim Stevenson

How Obtained: Selected by the Astros in the 38th round of the June 2013 draft.

Year	Team	AVG	G	AB	R	H	2B	3B	HR	RBI	BB	SO	SB	CS	OBP	SLG	SF	SH	HB	E
2013	Tri-City (A)	.256	59	203	22	52	11	2	2	30	18	31	6	4	.317	.360	2	0	1	1
MINOR LEAGUE TOTALS		.256	59	203	22	52	11	2	2	30	18	31	6	4	.317	.360	2	0	1	1

MONTANO, SALVADOR - LEFT-HANDED PITCHER

Height: 6-3 Weight: 150 Bats: L Throws: L
Born: July 14, 1994 - San Cristobal, DR Hometown: San Cristobal, DR

Recommended/Signed By: Oz Ocampo/Rafael Belen

How Obtained: Signed by the Astros as a non-drafted free agent on Nov. 11, 2013

Year	Team	W	L	ERA	G	GS	CG	SHO	SV	IP	H	R	ER	HR	HB	BB	SO	WP	BK	AVG
2014 will be his first professional season																				

MONTERO, JOSE - RIGHT-HANDED PITCHER

Height: 6-4 Weight: 196 Bats: R Throws: R

Born: Jan. 22, 1993 - San Jose de Los Llanos, DR Hometown: Boca Chica, DR

Recommended/Signed By: Felix Francisco/Rafael Belen/Francis Mojica

How Obtained: Signed by the Astros as a non-drafted free agent on May 19, 2010.

Year	Team	W	L	ERA	G	GS	CG	SHO	SV	IP	H	R	ER	HR	HB	BB	SO	WP	BK	AVG
2010	DSL Astros (R)	1	3	2.59	13	13	0	0	0	55.2	47	22	16	0	4	24	48	9	0	.227
2011										DNP										
2012	GCL Astros (R)	1	2	5.03	13	1	0	0	0	19.2	21	13	11	0	1	11	13	1	1	.288
2013	GCL Astros (R)	2	2	4.45	11	5	0	0	0	32.1	38	18	16	2	4	15	28	1	1	.306
	Greenville (R)	0	0	2.84	3	1	0	0	0	6.1	3	2	2	0	0	4	10	3	0	.143
MINOR LEAGUE TOTALS		4	7	3.55	40	20	0	0	0	114.0	109	55	45	2	9	54	99	14	2	.256

SCOUTING & PLAYER DEVELOPMENT

MOON, CHAN JONG - INFILDER

Height: 6-0 **Weight:** 175 **Bats:** L **Throws:** R
Born: March 23, 1991 - Seoul, South Korea **Hometown:** Seoul, South Korea
School: Choong Ahm HS (South Korea) **Recommended/Signed By:** Glen Barker
How Obtained: Signed by the Astros as a non-drafted free agent on Aug. 9, 2009.



Career Highlights: 2013: New York-Penn League All-Star...2011: Greenville Defensive Player of the Month, August.

Year	Team	AVG	G	AB	R	H	2B	3B	HR	RBI	BB	SO	SB	CS	OBP	SLG	SF	SH	HB	E
2010	GCL Astros (R)	.215	33	93	15	20	2	0	0	6	19	36	6	5	.348	.237	0	0	0	19
2011	Greenville (R)	.207	43	140	19	29	3	3	1	12	16	51	3	1	.302	.293	0	1	3	9
2012	Lancaster (A)	.188	10	32	2	6	0	0	0	0	0	15	0	2	.188	.188	0	1	0	0
	Lexington (A)	.257	62	214	27	55	13	1	3	30	28	57	13	5	.339	.369	3	7	0	14
2013	Tri-City (A)	.263	65	179	21	47	5	4	0	14	16	38	12	1	.327	.335	2	5	2	15
MINOR LEAGUE TOTALS																				

MORALES, JOBDUAN - CATCHER

Height: 5-10 **Weight:** 232 **Bats:** S **Throws:** R
Born: June 7, 1991 - Bayamon, PR **Hometown:** Dorado, PR
School: Jose S. Alegria HS (PR) **Recommended/Signed By:** Carlos Berroa (FLA)
How Obtained: Acquired from Miami in exchange for OF Justin Ruggiano on May 26, 2012...originally selected by the Marlins in the ninth round of the June 2009 draft.



Career Highlights: 2013: Played 27 games with Gigantes de Carolina in the Puerto Rican Winter League, hitting .245 (13x53) with a .355 OBP...2012: New York-Penn League All-Star.

Year	Team	AVG	G	AB	R	H	2B	3B	HR	RBI	BB	SO	SB	CS	OBP	SLG	SF	SH	HB	E
2009	GCL Marlins (R)	.227	34	110	14	25	5	0	0	6	18	24	0	0	.333	.273	3	1	1	2
2010	GCL Marlins (R)	.310	38	116	21	36	7	1	0	13	15	20	0	0	.383	.388	2	2	0	6
2011	Greensboro (A)	.333	3	9	1	3	0	0	0	2	1	3	0	0	.400	.333	0	0	0	0
	Jamestown (A)	.272	52	180	31	49	10	5	4	23	32	38	0	1	.385	.450	0	1	1	5
2012	Tri-City (A)	.292	37	130	25	38	7	1	5	28	15	28	1	2	.367	.477	1	0	1	3
	Lexington (A)	.270	17	63	4	17	2	0	0	6	3	16	0	0	.294	.302	2	0	0	1
2013	Quad Cities (A)	.167	66	209	18	35	8	1	2	27	33	67	1	0	.281	.244	0	4	0	4
MINOR LEAGUE TOTALS																				

MORTON, ZACHARY - RIGHT-HANDED PITCHER

Height: 6-2 **Weight:** 197 **Bats:** R **Throws:** R
Born: July 12, 1990 - Evanston, IL **Hometown:** Evanston, IL
School: Northwestern University **Recommended/Signed By:** Troy Hoerner
How Obtained: Selected by the Astros in the 32nd round of the June 2013 draft.

Year	Team	W	L	ERA	G	GS	CG	SHO	SV	IP	H	R	ER	HR	HB	BB	SO	WP	BK	AVG
2013	Tri-City (A)	2	1	1.93	9	4	0	0	0	32.2	17	13	7	0	2	7	16	3	0	.152
	Quad Cities (A)	0	1	1.45	8	1	0	0	1	18.2	18	3	3	0	0	3	6	1	0	.273
MINOR LEAGUE TOTALS																				

MOYLAN, PETER - RIGHT-HANDED PITCHER

See Non-Roster Bio

MUNNELLY, CHRIS - RIGHT-HANDED PITCHER

Height: 6-2 **Weight:** 191 **Bats:** R **Throws:** R
Born: Feb. 16, 1991 - Winston-Salem, NC **Hometown:** Winston-Salem, NC
School: University of North Carolina **Recommended/Signed By:** Tim Bittner
How Obtained: Signed by the Astros as a non-drafted free agent on July 1, 2013.

Year	Team	W	L	ERA	G	GS	CG	SHO	SV	IP	H	R	ER	HR	HB	BB	SO	WP	BK	AVG
2013	GCL Astros (R)	0	1	2.35	7	0	0	0	2	7.2	8	2	2	0	0	3	7	1	0	.258
	Greenville (R)	2	1	0.53	10	0	0	0	0	17.0	4	2	1	1	0	7	24	0	0	.070
	Tri-City (A)	0	0	2.08	3	0	0	0	0	4.1	5	1	1	0	0	2	6	0	0	.294
MINOR LEAGUE TOTALS																				

MUREN, ANDREW - OUTFIELDER

Height: 6-6 **Weight:** 202 **Bats:** L **Throws:** R
Born: Nov. 22, 1988 - Poway, CA **Hometown:** Ramona, CA
School: California State University, Northridge **Recommended/Signed By:** Tim Costic
How Obtained: Selected by the Astros in the 22nd round of the June 2011 draft.



Career Highlights: 2012: Lexington Defensive Player of the Month, April...2011: Tri-City Defensive Player of the Month, July.

Year	Team	AVG	G	AB	R	H	2B	3B	HR	RBI	BB	SO	SB	CS	OBP	SLG	SF	SH	HB	E
2011	Tri-City (A)	.257	67	222	32	57	7	1	2	21	36	55	8	8	.376	.324	1	3	7	4
2012	Lexington (A)	.279	48	183	25	51	12	1	3	17	11	29	4	5	.325	.404	3	2	3	1
	Corpus Christi (AA)	.291	33	110	19	32	6	2	1	6	8	18	5	6	.342	.409	1	2	1	2
	Lancaster (A)	.321	21	81	16	26	2	0	2	13	7	19	5	1	.378	.420	1	0	1	1
2013	Lancaster (A)	.372	12	43	12	16	2	1	2	8	5	12	1	0	.449	.605	0	0	1	1
	Corpus Christi (AA)	.238	93	282	44	67	17	5	1	19	24	67	6	3	.314	.344	1	5	8	1
MINOR LEAGUE TOTALS																				

SCOUTING & PLAYER DEVELOPMENT

MUSGROVE, JOE - RIGHT-HANDED PITCHER

Height: 6-5 **Weight:** 268
Born: Dec. 4, 1992 - El Cajon, CA
School: Grossmont HS (CA)

Bats: R **Throws:** R
Hometown: El Cajon, CA
Recommended/Signed By: Dan Cox (TOR)



How Obtained: Acquired from Toronto along with RHP Francisco Cordero, OF Ben Francisco, C Carlos Perez, LHP David Rollins, RHP Asher Wojciechowski and a PTBNL (RHP Kevin Comer) in exchange for RHP David Carpenter, LHP J.A. Happ and RHP Brandon Lyon on July 20, 2012...was originally selected by Toronto in the supplemental first round (46th overall) of the June 2011 draft.

Career Highlights: 2013: Threw 4.0 scoreless innings in Greenville's first playoff game...2012: Ranked by *Baseball America* as the No. 20 prospect in the Toronto system...2011: Rated by *Baseball America* as the No. 15 prospect in the Gulf Coast League following the season.

Year	Team	W	L	ERA	G	GS	CG	SHO	SV	IP	H	R	ER	HR	HB	BB	SO	WP	BK	AVG
2011	GCL Blue Jays (R)	0	1	4.57	8	7	0	0	0	21.2	17	12	11	1	6	4	16	2	0	.227
	Bluefield (R)	1	0	0.00	1	0	0	0	0	3.0	2	0	0	0	0	1	2	0	0	.222
2012	Bluefield (R)	0	0	1.13	2	1	0	0	0	8.0	5	1	1	0	1	0	9	0	0	.179
	Greenville (R)	0	1	7.00	4	0	0	0	0	9.0	14	7	7	0	0	4	10	1	0	.359
2013	GCL Astros (R)	1	3	4.41	11	3	0	0	0	32.2	43	22	16	1	2	4	30	3	0	.303
MINOR LEAGUE TOTALS		2	5	4.24	26	11	0	0	0	74.1	81	42	35	2	9	13	67	6	0	.276

MUSICK, WES - LEFT-HANDED PITCHER

Height: 6-0 **Weight:** 203
Born: Dec. 30, 1986 - Lufkin, TX
School: University of Houston

Bats: L **Throws:** L
Hometown: Lufkin, TX
Recommended/Signed By: Jeff Edwards (COL)



How Obtained: Acquired from Colorado along with RHP Jonathon Aristil in exchange for RHP Matt Lindstrom on Dec. 23, 2010...originally selected by the Rockies in the ninth round of the June 2009 draft.

Year	Team	W	L	ERA	G	GS	CG	SHO	SV	IP	H	R	ER	HR	HB	BB	SO	WP	BK	AVG
2009	Tri-City (A)	3	0	2.49	7	5	0	0	0	25.1	21	8	7	0	2	9	31	3	0	.226
2010	Asheville (A)	8	7	4.05	23	23	0	0	0	122.1	127	68	55	7	5	26	109	9	1	.265
2011	Lancaster (A)	4	5	4.80	21	5	0	0	1	54.1	64	32	29	4	1	19	51	5	0	.306
	GCL Astros (R)	0	0	6.00	3	0	0	0	0	6.0	7	4	4	1	0	4	6	0	0	.292
2012	Lancaster (A)	3	1	2.51	5	5	1	0	0	32.1	27	10	9	4	1	7	26	0	0	.235
	Corpus Christi (AA)	0	1	3.00	3	1	0	0	0	12.0	9	4	4	0	1	6	14	0	0	.214
	Oklahoma City (AAA)	1	2	3.64	6	6	0	0	0	29.2	32	15	12	1	0	9	15	0	0	.278
2013	Oklahoma City (AAA)	2	0	3.71	9	2	0	0	0	26.2	17	11	11	3	0	10	22	0	0	.181
MINOR LEAGUE TOTALS		21	16	3.82	77	47	1	0	1	308.2	304	152	131	20	10	90	274	17	1	.259

NASH, TELVIN - OUTFIELDER

Height: 6-2 **Weight:** 238
Born: Feb. 20, 1991 - Griffin, GA
School: Griffin HS (GA)

Bats: R **Throws:** R
Hometown: Bellevue, FL
Recommended/Signed By: Lincoln Martin



How Obtained: Selected by the Astros in the third round of the June 2009 draft.
Career Highlights: 2012: Ranked second in the California League in homers...Lancaster Offensive Player of the Month, April...2011: Tabbed by *Baseball America* as the No. 10 prospect in the Astros system following the season...2010: Greenville Astros Team MVP...Greenville Offensive Player of the Month, August...ranked fourth in the Appalachian League in homers...rated by *Baseball America* as the 'Best Power Hitter' and No. 13 prospect after the season...2009: Ranked by *BA* as Houston's No. 17 prospect following the season.

Year	Team	AVG	G	AB	R	H	2B	3B	HR	RBI	BB	SO	SB	CS	OBP	SLG	SF	SH	HB	E
2009	GCL Astros (R)	.218	40	142	15	31	10	1	1	20	12	45	1	2	.280	.324	2	0	1	6
2010	Greenville (R)	.265	57	200	30	53	12	1	12	39	25	64	1	1	.348	.515	1	0	1	7
	Tri-City (A)	.308	4	13	2	4	1	1	1	1	0	7	0	1	.308	.769	0	0	0	0
2011	Lexington (A)	.269	73	268	41	72	16	0	14	37	40	103	2	0	.373	.485	2	0	6	8
	GCL Astros (R)	.385	5	13	5	5	2	0	0	3	2	0	0	0	.500	.538	0	0	0	1
2012	Lancaster (A)	.224	106	393	61	88	19	0	29	75	47	198	0	1	.316	.494	2	0	7	7
2013	Lancaster (A)	.246	62	228	43	53	10	0	16	48	37	93	1	0	.357	.500	1	0	3	6
MINOR LEAGUE TOTALS		.246	347	1257	197	309	70	3	73	220	164	512	5	5	.339	.481	8	0	18	35

NELUBOWICH, ADAM - INFIELDER

Height: 6-2 **Weight:** 197
Born: April 28, 1991 - Stony Plain AB, Canada
School: Washington State University

Bats: L **Throws:** R
Hometown: Stony Plain AB, Canada
Recommended/Signed By: Paul Gale

How Obtained: Selected by the Astros in the 18th round of the June 2013 draft.

Year	Team	AVG	G	AB	R	H	2B	3B	HR	RBI	BB	SO	SB	CS	OBP	SLG	SF	SH	HB	E
2013	Tri-City (A)	.185	41	81	7	15	2	0	0	7	5	18	1	0	.244	.210	2	2	2	6
MINOR LEAGUE TOTALS		.185	41	81	7	15	2	0	0	7	5	18	1	0	.244	.210	2	2	2	6

NICELY, AUSTIN - LEFT-HANDED PITCHER

Height: 6-1 **Weight:** 181
Born: Dec. 13, 1994 - Fishersville, VA
School: Spotswood HS (VA)

Bats: S **Throws:** L
Hometown: Grottoes, VA
Recommended/Signed By: Tim Bittner

How Obtained: Selected by the Astros in the 10th round of the June 2013 draft.

Year	Team	W	L	ERA	G	GS	CG	SHO	SV	IP	H	R	ER	HR	HB	BB	SO	WP	BK	AVG
2013	GCL Astros (R)	0	2	4.91	6	4	0	0	0	18.1	17	12	10	1	0	9	7	2	0	.243
MINOR LEAGUE TOTALS		0	2	4.91	6	4	0	0	0	18.1	17	12	10	1	0	9	7	2	0	.243

SCOUTING & PLAYER DEVELOPMENT

NOTTINGHAM, JACOB - CATCHER

Height: 6-3 **Weight:** 218 **Bats:** R **Throws:** R
Born: April 3, 1995 - Redlands, CA **Hometown:** Redlands, CA
School: Redlands HS (CA) **Recommended/Signed By:** Brad Budzinski
How Obtained: Selected by the Astros in the sixth round of the June 2013 draft.

Year	Team	AVG	G	AB	R	H	2B	3B	HR	RBI	BB	SO	SB	CS	OBP	SLG	SF	SH	HB	E
2013	GCL Astros (R)	.247	44	146	23	36	10	2	1	20	21	38	4	2	.347	.363	3	0	3	0
MINOR LEAGUE TOTALS		.247	44	146	23	36	10	2	1	20	21	38	4	2	.347	.363	3	0	3	0

ORDOSGOITTI, LUIS - RIGHT-HANDED PITCHER

Height: 6-4 **Weight:** 225 **Bats:** R **Throws:** R
Born: Sept. 22, 1992 - Maturin, VZ **Hometown:** Maturin, VZ
Recommended/Signed By: Felix Francisco/Miguel Chacoa



How Obtained: Signed by the Astros as a non-drafted free agent on Oct. 21, 2009.

Year	Team	W	L	ERA	G	GS	CG	SHO	SV	IP	H	R	ER	HR	HB	BB	SO	WP	BK	AVG
2010	GCL Astros (R)	0	1	3.09	5	5	0	0	0	23.1	30	10	8	1	2	5	18	3	0	.309
2011	Greenville (R)	2	4	4.50	9	7	0	0	0	44.0	47	29	22	2	5	7	42	3	1	.270
	GCL Astros (R)	0	1	1.50	2	2	0	0	0	6.0	8	4	1	0	0	1	5	0	0	.308
	Tri-City (A)	0	0	12.00	1	1	0	0	0	3.0	7	4	4	0	0	2	2	1	0	.467
2012	Lexington (A)	5	5	5.42	19	19	0	0	0	103.0	133	69	62	13	2	26	77	5	0	.316
2013	GCL Astros (R)	0	0	1.15	4	4	0	0	0	15.2	6	3	2	0	2	6	14	1	0	.122
	Greenville (R)	1	0	0.90	2	2	0	0	0	10.0	9	3	1	0	1	4	6	1	0	.237
MINOR LEAGUE TOTALS		8	11	4.39	42	40	0	0	0	205.0	240	122	100	16	12	51	164	14	1	.293

OSBORNE, J.D. - LEFT-HANDED PITCHER

Height: 6-5 **Weight:** 224 **Bats:** R **Throws:** L
Born: Nov. 13, 1990 - Rochester Hills, MI **Hometown:** Rochester Hills, MI
School: Wofford College (SC) **Recommended/Signed By:** Tim Bittner

How Obtained: Selected by the Astros in the 36th round of the June 2013 draft.

Career Highlights: 2013: Ranked tied for fifth in the Appalachian League in saves.

Year	Team	W	L	ERA	G	GS	CG	SHO	SV	IP	H	R	ER	HR	HB	BB	SO	WP	BK	AVG
2013	Greenville (R)	0	0	0.00	8	0	0	0	6	14.0	10	0	0	0	1	6	22	1	0	.196
	Tri-City (A)	1	0	4.26	12	0	0	0	2	12.2	12	6	6	1	1	11	18	2	0	.245
	Quad Cities (A)	0	0	0.00	1	0	0	0	0	2.0	1	0	0	0	0	0	2	0	0	.125
MINOR LEAGUE TOTALS		1	0	1.88	21	0	0	0	8	28.2	23	6	6	1	2	17	42	3	0	.213

OVANDO, ARIEL - OUTFIELDER

Height: 6-4 **Weight:** 213 **Bats:** L **Throws:** L
Born: Sept. 15, 1993 - San Pedro de Macoris, DR **Hometown:** San Pedro de Macoris, DR
Recommended/Signed By: Felix Francisco/Rafael Belen/Jose Ortiz



How Obtained: Signed by the Astros as a non-drafted free agent on July 7, 2010.

Career Highlights: 2012: Ranked by Baseball America as the No. 14 Houston prospect...2011: Tabbed by BA as Houston's No. 10 prospect.

Year	Team	AVG	G	AB	R	H	2B	3B	HR	RBI	BB	SO	SB	CS	OBP	SLG	SF	SH	HB	E
2011	Greenville (R)	.235	44	170	16	40	10	3	2	30	12	51	0	0	.283	.365	2	0	0	7
2012	Greenville (R)	.287	59	223	34	64	13	2	6	35	22	67	0	0	.350	.444	1	0	0	4
2013	Quad Cities (A)	.172	49	169	12	29	5	0	1	13	18	57	3	0	.250	.219	1	1	0	3
	Greenville (R)	.216	51	171	25	37	8	0	4	21	23	46	0	1	.310	.333	2	0	1	1
MINOR LEAGUE TOTALS		.232	203	733	87	170	36	5	13	99	75	221	3	1	.302	.348	6	1	1	15

PAULINO, DAVID - RIGHT-HANDED PITCHER

Height: 6-5 **Weight:** 178 **Bats:** R **Throws:** R
Born: Feb. 6, 1994 - Nizao, DR **Hometown:** Bani, DR

Recommended/Signed By: Carlos Santana/Ramon Perez/Miguel Garcia (DET)

How Obtained: Acquired by the Astros from Detroit as a PTBNL along with OF Danry Vasquez in exchange for RHP Jose Veras on July 29, 2013...named on Sept. 13, 2013.

Year	Team	W	L	ERA	G	GS	CG	SHO	SV	IP	H	R	ER	HR	HB	BB	SO	WP	BK	AVG
2011	DSL Tigers (R)	0	1	0.00	8	7	0	0	0	15.0	8	4	0	0	4	7	14	0	0	.160
2012	GCL Tigers (R)	1	0	2.25	3	1	0	0	0	4.0	1	1	1	0	1	3	5	0	0	.083
2013	GCL Tigers (R)	2	1	2.70	4	4	0	0	0	20.0	16	6	6	1	0	2	22	0	0	.229
MINOR LEAGUE TOTALS		3	2	1.62	15	12	0	0	0	39.0	25	11	7	1	5	12	41	0	0	.189

PAULINO, HANSEL - RIGHT-HANDED PITCHER

Height: 6-2 **Weight:** 170 **Bats:** R **Throws:** R
Born: Jan. 3, 1996 - La Vega, DR **Hometown:** La Vega, DR

Recommended/Signed By: Oz Ocampo/Roman Ocumarez/Francis Mojica

How Obtained: Signed by the Astros as a non-drafted free agent on Jan. 27, 2014

Year	Team	W	L	ERA	G	GS	CG	SHO	SV	IP	H	R	ER	HR	HB	BB	SO	WP	BK	AVG
2014 will be his first professional season																				

SCOUTING & PLAYER DEVELOPMENT

PAYANO, LUIS - OUTFIELDER

Height: 6-0 **Weight:** 175 **Bats:** R **Throws:** R
Born: May 12, 1996 - Santo Domingo, DR **Hometown:** Santo Domingo, DR
Recommended/Signed By: Felix Francisco/Rafael Belen
How Obtained: Signed by the Astros as a non-drafted free agent on July 3, 2012.

Year	Team	AVG	G	AB	R	H	2B	3B	HR	RBI	BB	SO	SB	CS	OBP	SLG	SF	SH	HB	E
2013	DSL Astros (R)	.226	69	270	44	61	13	3	3	32	35	64	10	8	.321	.330	3	3	4	5
MINOR LEAGUE TOTALS																				
		.226	69	270	44	61	13	3	3	32	35	64	10	8	.321	.330	3	3	4	5

PENA, ADONIS - RIGHT-HANDED PITCHER

Height: 6-4 **Weight:** 195 **Bats:** R **Throws:** R
Born: Oct. 29, 1993 - Haina, DR **Hometown:** Haina, DR
Recommended/Signed By: Oz Ocampo/Jose Lima
How Obtained: Signed by the Astros as a non-drafted free agent on Aug. 15, 2013.

Year	Team	W	L	ERA	G	GS	CG	SHO	SV	IP	H	R	ER	HR	HB	BB	SO	WP	BK	AVG
2014 will be his first professional season																				

PEÑA, BRIAN - CATCHER

Height: 6-1 **Weight:** 195 **Bats:** R **Throws:** R
Born: June 14, 1994 - Puerto Plata, DR **Hometown:** Puerto Plata, DR
Recommended/Signed By: Felix Francisco/Rafael Belen/Francis Mojica
How Obtained: Signed by the Astros as a non-drafted free agent on March 13, 2012.

Year	Team	AVG	G	AB	R	H	2B	3B	HR	RBI	BB	SO	SB	CS	OBP	SLG	SF	SH	HB	E
2012	DSL Astros (R)	.183	28	71	4	13	1	0	0	4	11	18	0	0	.294	.197	2	1	1	2
2013	DSL Astros (R)	.252	31	103	12	26	3	0	1	7	14	18	0	2	.353	.311	0	1	2	7
MINOR LEAGUE TOTALS																				
		.224	59	174	16	39	4	0	1	11	25	36	0	2	.328	.264	2	2	3	9

PEÑA, ROBERTO - CATCHER

Height: 6-0 **Weight:** 216 **Bats:** R **Throws:** R
Born: June 8, 1992 - Caguas, PR **Hometown:** Caguas, PR
School: Eloisa Pascual H5 (PR) **Recommended/Signed By:** Greg Brown/Joey Sola
How Obtained: Selected by the Astros in the seventh round of the June 2010 draft.



Career Highlights: Rated by *Baseball America* as the 'Best Defensive Catcher' in the Astros system in 2014, 2013, 2012 and 2011...
2013: Played 14 games for Criollos de Caguas in the Puerto Rican Winter League...**2012:** Lexington Defensive Player of the Month, May.

Year	Team	AVG	G	AB	R	H	2B	3B	HR	RBI	BB	SO	SB	CS	OBP	SLG	SF	SH	HB	E
2010	GCL Astros (R)	.256	23	78	5	20	4	1	0	11	5	10	0	0	.294	.333	2	1	0	3
	Greenville (R)	.191	12	47	4	9	1	0	0	5	1	10	0	0	.224	.213	0	0	1	1
	Lexington (A)	.188	4	16	1	3	1	0	0	1	0	4	0	1	.188	.250	0	0	0	0
2011	Lexington (A)	.217	82	281	31	61	11	0	5	33	18	58	0	0	.266	.310	3	4	2	8
2012	Lexington (A)	.245	61	220	21	54	12	0	2	22	10	43	1	2	.278	.327	3	5	1	4
	Lancaster (A)	.213	21	75	10	16	4	0	1	11	5	15	0	0	.259	.307	1	2	0	5
2013	Quad Cities (A)	.249	86	325	43	81	19	0	5	32	22	52	2	0	.297	.354	2	4	1	6
MINOR LEAGUE TOTALS																				
		.234	289	1042	115	244	52	1	13	115	61	192	3	3	.277	.323	11	16	5	27

PERDOMO, CARLOS - INFIELDER

Height: 5-10 **Weight:** 192 **Bats:** R **Throws:** R
Born: April 25, 1990 - San Felipe, VZ **Hometown:** San Felipe, VZ
Recommended/Signed By: Sal Agostinelli/Jesus Mendez (PHI)
How Obtained: Signed by the Astros as a minor league free agent on Jan. 19, 2013...originally signed by Philadelphia as a non-drafted free agent on Nov. 12, 2007.



Year	Team	AVG	G	AB	R	H	2B	3B	HR	RBI	BB	SO	SB	CS	OBP	SLG	SF	SH	HB	E
2008	VSL Phillies (R)	.241	59	191	23	46	5	4	1	22	10	16	9	3	.298	.325	1	4	6	17
2009	VSL Phillies (R)	.309	64	249	27	77	12	3	2	32	12	8	5	10	.338	.406	2	0	0	14
2010	GCL Phillies (R)	.255	15	47	4	12	1	1	1	5	5	2	4	1	.357	.383	1	0	3	2
	Clearwater (A)	.237	30	97	13	23	0	0	0	10	7	7	0	1	.295	.237	0	3	1	6
	Lakewood (A)	.200	5	10	1	2	0	0	0	1	0	1	0	0	.200	.200	0	0	0	1
2011	Lakewood (A)	.255	77	263	32	67	8	3	0	27	25	25	15	9	.323	.308	3	5	3	16
2012	Lakewood (A)	.251	54	199	34	50	9	0	1	12	13	12	7	4	.304	.312	2	2	3	9
2013	Quad Cities (A)	.294	5	17	6	5	0	0	0	0	4	0	3	0	.429	.294	0	2	0	1
	Lancaster (A)	.294	60	187	40	55	9	1	2	29	23	16	8	6	.369	.385	5	0	2	17
MINOR LEAGUE TOTALS																				
		.267	369	1260	180	337	44	12	7	138	99	87	51	34	.326	.338	14	16	18	83

PEREZ, CARLOS - CATCHER

See Non-Roster Bio

PEREZ, JORGE - RIGHT-HANDED PITCHER

Height: 6-0 **Weight:** 185 **Bats:** R **Throws:** R
Born: July 30, 1993 - Jamaica, NY **Hometown:** Jamaica, NY
School: Seminole State College (OK) **Recommended/Signed By:** Jim Stevenson
How Obtained: Selected by the Astros in the 30th round of the June 2013 draft.

Year	Team	W	L	ERA	G	GS	CG	SHO	SV	IP	H	R	ER	HR	HB	BB	SO	WP	BK	AVG
2013	GCL Astros (R)	1	1	5.81	17	0	0	0	0	26.1	24	19	17	1	3	18	20	9	1	.240
	Quad Cities (A)	0	0	67.50	1	0	0	0	0	0.2	5	5	5	1	1	1	1	0	0	.714
MINOR LEAGUE TOTALS																				
		1	1	7.33	18	0	0	0	0	27.0	29	24	22	2	4	19	21	9	1	.271

SCOUTING & PLAYER DEVELOPMENT

PEREZ, TYSON - RIGHT-HANDED PITCHER

Height: 6-3 **Weight:** 228 **Bats:** R **Throws:** R
Born: Dec. 27, 1989 - Hanford, CA **Hometown:** Hanford, CA
School: Fresno City College (CA) **Recommended/Signed By:** Joe Graham



How Obtained: Selected by the Astros in the 17th round of the June 2011 draft.

Career Highlights: 2012: California League Pitcher of the Week, May 14-21...Lancaster Pitcher of the Month, May.

Year	Team	W	L	ERA	G	GS	CG	SHO	SV	IP	H	R	ER	HR	HB	BB	SO	WP	BK	AVG
2011	Greenville (R)	2	5	5.07	13	13	0	0	0	55.0	62	37	31	10	1	13	49	3	2	.281
2012	Lancaster (A)	9	5	5.03	21	21	1	0	0	120.0	149	73	67	19	5	32	79	9	0	.308
2013	Lancaster (A)	4	5	5.85	37	12	0	0	3	112.1	142	84	73	16	7	43	64	8	0	.309
MINOR LEAGUE TOTALS		15	15	5.36	71	46	1	0	3	287.1	353	194	171	45	13	88	192	20	2	.303

PETIT, GREGORIO - INFIELDER

See Non-Roster Bio

PHILLIPS, BRETT - OUTFIELDER

Height: 6-0 **Weight:** 184 **Bats:** L **Throws:** R
Born: May 30, 1994 - Seminole, FL **Hometown:** Seminole, FL
School: Seminole HS (FL) **Recommended/Signed By:** John Martin



How Obtained: Selected by the Astros in the sixth round of the June 2012 draft.

Career Highlights: 2014: Ranked by *Baseball America* as having the best outfield arm in the Astros system...2013: Ranked by *Baseball America* as Houston's No. 18 prospect.

Year	Team	AVG	G	AB	R	H	2B	3B	HR	RBI	BB	SO	SB	CS	OBP	SLG	SF	SH	HB	E
2012	GCL Astros (R)	.251	54	175	26	44	7	6	0	13	28	48	7	5	.360	.360	4	8	4	5
2013	Quad Cities (A)	.231	12	39	4	9	2	0	0	3	3	10	1	1	.286	.282	0	2	0	0
	Greenville (R)	.247	29	85	9	21	7	1	0	9	17	21	4	3	.371	.353	2	8	1	0
MINOR LEAGUE TOTALS		.247	95	299	39	74	16	7	0	25	48	79	12	9	.355	.348	6	18	5	5

PINALES, ERASMO - RIGHT-HANDED PITCHER

Height: 5-11 **Weight:** 180 **Bats:** R **Throws:** R
Born: Nov. 25, 1994 - La Vega, DR **Hometown:** La Vega, DR
Recommended/Signed By: Oz Ocampo/Rafael Belen

How Obtained: Signed by the Astros as a non-drafted free agent on May 15, 2013.

Year	Team	W	L	ERA	G	GS	CG	SHO	SV	IP	H	R	ER	HR	HB	BB	SO	WP	BK	AVG
2013	DSL Astros (R)	0	0	13.50	1	0	0	0	0	0.2	1	1	1	0	0	2	0	0	0	.500
MINOR LEAGUE TOTALS		0	0	13.50	1	0	0	0	0	0.2	1	1	1	0	0	2	0	0	0	.500

PINALES, JOSELO ALEXANDER - RIGHT-HANDED PITCHER

Height: 6-1 **Weight:** 180 **Bats:** R **Throws:** R
Born: Nov. 16, 1994 - La Romana, DR **Hometown:** La Romana, DR
Recommended/Signed By: Oz Ocampo/Rafael Belen/José Ortiz

How Obtained: Signed by the Astros as a non-drafted free agent on Dec. 10, 2012.

Year	Team	W	L	ERA	G	GS	CG	SHO	SV	IP	H	R	ER	HR	HB	BB	SO	WP	BK	AVG
2013	DSL Astros (R)	2	0	2.14	11	1	0	0	1	33.2	18	11	8	0	3	11	34	2	0	.153
MINOR LEAGUE TOTALS		2	0	2.14	11	1	0	0	1	33.2	18	11	8	0	3	11	34	2	0	.153

PIRELA, GABRIEL - RIGHT-HANDED PITCHER

Height: 6-1 **Weight:** 165 **Bats:** R **Throws:** R
Born: May 1, 1994 - Maracaibo, VZ **Hometown:** Maracaibo, VZ
Recommended/Signed By: Oz Ocampo/Oscar Alvarado/Daniel Acuna

How Obtained: Signed by the Astros as a non-drafted free agent on Dec. 17, 2013.

Year	Team	W	L	ERA	G	GS	CG	SHO	SV	IP	H	R	ER	HR	HB	BB	SO	WP	BK	AVG
2014 will be his first professional season																				

PIZZOLATO, CARLOS - RIGHT-HANDED PITCHER

Height: 6-2 **Weight:** 170 **Bats:** R **Throws:** R
Born: March 6, 1996 - San Carlos, VZ **Hometown:** San Carlos, VZ
Recommended/Signed By: Oz Ocampo/José Ortiz

How Obtained: Signed by the Astros as a non-drafted free agent on Sept. 6, 2013.

Year	Team	W	L	ERA	G	GS	CG	SHO	SV	IP	H	R	ER	HR	HB	BB	SO	WP	BK	AVG
2014 will be his first professional season																				

POLANCO, MORENO - RIGHT-HANDED PITCHER

Height: 6-3 **Weight:** 177 **Bats:** R **Throws:** R
Born: July 29, 1994 - Las Terrenas, DR **Hometown:** Las Terrenas, DR
Recommended/Signed By: Oz Ocampo/Rafael Belen

How Obtained: Signed by the Astros as a non-drafted free agent on Oct. 21, 2013.

Year	Team	W	L	ERA	G	GS	CG	SHO	SV	IP	H	R	ER	HR	HB	BB	SO	WP	BK	AVG
2014 will be his first professional season																				

SCOUTING & PLAYER DEVELOPMENT

QUEZADA, EURIS - RIGHT-HANDED PITCHER

Height: 6-6 **Weight:** 281 **Bats:** R **Throws:** R
Born: April 6, 1989 - Sabana Larga, DR **Hometown:** Sabana Larga, DR

Recommended/Signed By: Felix Francisco

How Obtained: Signed by the Astros as a non-drafted free agent on Dec. 15, 2008.

Year	Team	W	L	ERA	G	GS	CG	SHO	SV	IP	H	R	ER	HR	HB	BB	SO	WP	BK	AVG
2009	GCL Astros (R)	1	7	6.91	12	12	0	0	0	41.2	49	45	32	4	9	14	27	6	2	.272
2010	Greenville (R)	3	3	5.83	12	12	0	0	0	63.1	81	44	41	8	7	12	38	5	2	.317
2011	Tri-City (A)	1	3	6.95	9	9	0	0	0	33.2	45	32	26	1	3	24	24	10	1	.317
2012	Lexington (A)	1	2	4.62	14	0	0	0	1	25.1	29	16	13	0	0	18	20	9	1	.290
	Greenville (R)	3	3	2.65	10	0	0	0	2	17.0	16	9	5	0	1	2	19	0	0	.242
	Tri-City (A)	0	0	0.00	6	0	0	0	0	9.1	6	1	0	0	0	2	10	1	0	.171
2013	GCL Astros (R)	0	0	0.00	1	0	0	0	0	0.1	0	0	0	0	1	0	0	0	0	.000
MINOR LEAGUE TOTALS		9	18	5.52	64	33	0	0	3	190.2	226	147	117	13	21	72	138	31	6	.289



RAMIREZ, FRANCIS - RIGHT-HANDED PITCHER

Height: 6-5 **Weight:** 234 **Bats:** R **Throws:** R
Born: Jan. 12, 1992 - Santo Domingo, DR **Hometown:** Santo Domingo, DR

Recommended/Signed By: Felix Francisco/Rafael Belen

How Obtained: Signed by the Astros as a non-drafted free agent on Nov. 28, 2008.

Career Highlights: 2012: DSL Astros Pitcher of the Month, July.

Year	Team	W	L	ERA	G	GS	CG	SHO	SV	IP	H	R	ER	HR	HB	BB	SO	WP	BK	AVG
2009	DSL Astros (R)	2	2	4.03	10	5	0	0	0	29.0	27	15	13	0	1	14	15	6	0	.252
2010	GCL Astros (R)	1	1	4.54	10	10	0	0	0	39.2	40	25	20	1	2	18	36	4	2	.256
2011	GCL Astros (R)	1	2	5.93	8	7	0	0	0	30.1	29	23	20	5	2	20	30	13	1	.242
	Greenville (R)	1	1	2.89	4	4	0	0	0	18.2	12	7	6	1	5	2	11	0	2	.182
2012	Greenville (R)	5	4	4.05	13	13	0	0	0	53.1	49	28	24	3	6	29	59	7	1	.250
2013	GCL Astros (R)	0	1	4.94	9	7	0	0	0	31.0	28	19	17	1	3	17	30	1	0	.241
	Greenville (R)	0	1	8.22	2	2	0	0	0	7.2	11	8	7	1	1	4	10	2	0	.355
MINOR LEAGUE TOTALS		10	12	4.59	56	48	0	0	0	209.2	196	125	107	12	20	104	191	33	6	.247



RAMIREZ, GERARDO - RIGHT-HANDED PITCHER

Height: 6-2 **Weight:** 187 **Bats:** R **Throws:** R
Born: Jan. 17, 1992 - Merida, MEX **Hometown:** Merida, MEX

Recommended/Signed By: Hector Otero (MIN)

How Obtained: Signed by the Astros as a minor league free agent on March 25, 2013...originally signed by Minnesota as a non-drafted free agent on March 12, 2011.

Year	Team	W	L	ERA	G	GS	CG	SHO	SV	IP	H	R	ER	HR	HB	BB	SO	WP	BK	AVG
2011	GCL Twins (R)	0	0	3.12	10	0	0	0	0	17.1	15	8	6	0	2	6	12	1	1	.231
2012	GCL Twins (R)	4	1	6.62	12	0	0	0	0	17.2	24	13	13	0	2	10	13	3	0	.343
2013	Greenville (R)	1	0	4.26	12	0	0	0	0	19.0	22	9	9	1	2	5	24	1	0	.289
MINOR LEAGUE TOTALS		5	1	4.67	34	0	0	0	0	54.0	61	30	28	1	6	21	49	5	1	.289

RAMOS, JOSE - RIGHT-HANDED PITCHER

Height: 6-1 **Weight:** 160 **Bats:** R **Throws:** R
Born: Aug. 4, 1996 - Panama, PAN **Hometown:** Panama, PAN

Recommended/Signed By: Oz Ocampo/Carlos Gonzalez

How Obtained: Signed by the Astros as a non-drafted free agent on Oct. 21, 2013.

Year	Team	W	L	ERA	G	GS	CG	SHO	SV	IP	H	R	ER	HR	HB	BB	SO	WP	BK	AVG
------	------	---	---	-----	---	----	----	-----	----	----	---	---	----	----	----	----	----	----	----	-----

2014 will be his first professional season

RAMSAY, JAMES - OUTFIELDER

Height: 5-11 **Weight:** 198 **Bats:** L **Throws:** L
Born: March 2, 1992 - Brandon, FL **Hometown:** Brandon, FL
School: University of South Florida **Recommended/Signed By:** John Martin

How Obtained: Selected by the Astros in the seventh round of the June 2013 draft.

Year	Team	AVG	G	AB	R	H	2B	3B	HR	RBI	BB	SO	SB	CS	OBP	SLG	SF	SH	HB	E
2013	Tri-City (A)	.258	69	252	40	65	5	4	4	22	29	32	7	5	.346	.357	0	7	5	0
MINOR LEAGUE TOTALS		.258	69	252	40	65	5	4	4	22	29	32	7	5	.346	.357	0	7	5	0

REYNOSO, LUIS - INFIELDER

Height: 6-1 **Weight:** 189 **Bats:** R **Throws:** R
Born: Sept. 2, 1994 - San Francisco de Macoris, DR **Hometown:** San Francisco de Macoris, DR
Recommended/Signed By: Felix Francisco/Rafael Belen

How Obtained: Signed by the Astros as a non-drafted free agent on July 4, 2011.

Career Highlights: 2012: DSL Astros Offensive Player of the Month, August.

Year	Team	AVG	G	AB	R	H	2B	3B	HR	RBI	BB	SO	SB	CS	OBP	SLG	SF	SH	HB	E
2012	DSL Astros (R)	.281	50	171	23	48	11	0	1	17	27	31	8	3	.382	.363	0	1	1	23
2013	GCL Astros (R)	.233	43	146	20	34	3	3	1	18	18	35	6	6	.324	.315	3	1	3	15
	Greenville (R)	.250	1	4	0	1	0	0	0	0	0	1	0	0	.250	.250	0	0	0	0
MINOR LEAGUE TOTALS		.281	50	171	23	48	11	0	1	17	27	31	8	3	.382	.363	0	1	1	23

SCOUTING & PLAYER DEVELOPMENT

RIVERA, DARWIN - INFIELDER

Height: 5-11 **Weight:** 204 **Bats:** R **Throws:** R
Born: Oct. 27, 1991 - Puerto Plata, DR **Hometown:** Puerto Plata, DR
Recommended/Signed By: Felix Francisco/Andres Lopez

How Obtained: Signed by the Astros as a non-drafted free agent on July 2, 2008.

Career Highlights: 2012: GCL Astros Team MVP...GCL All-Star...GCL Astros Offensive Player of the Month, July.

Year	Team	AVG	G	AB	R	H	2B	3B	HR	RBI	BB	SO	SB	CS	OBP	SLG	SF	SH	HB	E
2010	DSL Astros (R)	--	1	0	0	0	0	0	0	0	0	0	0	0	--	--	0	0	0	0
2011	DSL Astros (R)	.333	12	39	6	13	5	0	1	4	3	12	0	0	.381	.538	0	0	0	5
	Greeneville (R)	.224	57	205	23	46	9	0	4	26	13	51	0	2	.275	.327	2	0	2	30
2012	GCL Astros (R)	.310	57	200	24	62	14	0	4	29	19	44	0	2	.373	.440	3	0	3	18
2013	Greeneville (R)	.211	40	152	14	32	8	0	2	15	12	34	0	1	.275	.303	1	0	2	16
MINOR LEAGUE TOTALS																				

RIVERA, RAUL - RIGHT-HANDED PITCHER

Height: 6-3 **Weight:** 209 **Bats:** R **Throws:** R
Born: Feb. 5, 1991 - San Juan, PR **Hometown:** San Juan, PR
School: Colgejo San Vicente De Paul (PR) **Recommended/Signed By:** Greg Brown/Joey Sola

How Obtained: Selected by the Astros in the 37th round of the June 2009 draft.

Career Highlights: 2013: Greeneville Pitcher of the Month, August...pitched in nine games (two starts) in the Puerto Rican Winter League, going 0-0 with a 2.86 ERA (7ER/22IP) and 17 strikeouts.

Year	Team	W	L	ERA	G	GS	CG	SHO	SV	IP	H	R	ER	HR	HB	BB	SO	WP	BK	AVG
2009	GCL Astros (R)	0	2	6.60	4	3	0	0	0	15.0	17	12	11	2	1	3	9	0	1	.298
2010	GCL Astros (R)	0	0	21.60	2	0	0	0	0	1.2	5	4	4	1	0	0	1	0	0	.500
2011										DNP (due to injury)										
2012	GCL Astros (R)	2	1	2.00	12	6	0	0	1	36.0	36	11	8	2	2	4	35	3	1	.255
2013	GCL Astros (R)	0	0	3.09	9	0	0	0	0	11.2	13	7	4	1	0	4	9	1	0	.283
	Greeneville (R)	4	3	2.14	12	0	0	0	0	21.0	18	10	5	2	1	1	21	0	0	.222
MINOR LEAGUE TOTALS																				



ROA, HECTOR - OUTFIELDER

Height: 6-1 **Weight:** 210 **Bats:** R **Throws:** R
Born: March 1, 1995 - Washington, D.C. **Hometown:** San Pedro de Macoris, DR
Recommended/Signed By: Felix Francisco/Rafael Belen/Jose Ortiz

How Obtained: Signed by the Astros as a non-drafted free agent on June 29, 2012.

Career Highlights: 2013: DSL All-Star...ranked tied for seventh in the DSL in homers...DSL Player of the Month, June.

Year	Team	AVG	G	AB	R	H	2B	3B	HR	RBI	BB	SO	SB	CS	OBP	SLG	SF	SH	HB	E
2012	DSL Astros (R)	.221	33	122	11	27	4	1	4	14	7	41	1	2	.258	.369	3	2	0	3
2013	DSL Astros (R)	.250	56	220	28	55	11	3	7	22	9	54	4	4	.289	.423	0	1	3	6
	GCL Astros (R)	.143	6	21	2	3	0	1	0	2	3	8	0	0	.250	.238	0	0	0	0
MINOR LEAGUE TOTALS																				

ROBINSON, ANDREW - RIGHT-HANDED PITCHER

Height: 6-1 **Weight:** 216 **Bats:** R **Throws:** R
Born: Feb. 13, 1988 - Macon, GA **Hometown:** Senoia, GA
School: Georgia Tech **Recommended/Signed By:** Lincoln Martin

How Obtained: Selected by the Astros in the 12th round of the June 2010 draft.

Career Highlights: 2013: Pitched in 10 games with Peoria in the Arizona Fall League, posting a 3.97 ERA (5ER/11.1IP) and 9 strikeouts.

Year	Team	W	L	ERA	G	GS	CG	SHO	SV	IP	H	R	ER	HR	HB	BB	SO	WP	BK	AVG
2010	Tri-City (A)	3	2	2.83	20	7	0	0	0	54.0	50	20	17	2	2	10	46	3	1	.254
2011	Lancaster (A)	8	10	6.29	29	21	1	0	0	127.1	168	96	89	22	8	33	91	7	0	.318
	Corpus Christi (AA)	0	1	8.10	2	0	0	0	0	3.1	5	3	3	0	0	2	1	0	0	.357
2012	Lancaster (A)	4	5	4.33	44	0	0	0	0	60.1	54	41	29	4	4	26	74	9	1	.233
2013	Corpus Christi (AA)	5	2	3.28	38	0	0	0	3	49.1	47	21	18	6	2	14	37	5	0	.247
MINOR LEAGUE TOTALS																				

RODGERS, BRADY - RIGHT-HANDED PITCHER

Height: 6-2 **Weight:** 208 **Bats:** R **Throws:** R
Born: Sept. 17, 1990 - Richmond, TX **Hometown:** Richmond, TX
School: Arizona State University **Recommended/Signed By:** Mike Brown

How Obtained: Selected by the Astros in the third round of the June 2012 draft.

Career Highlights: 2013: Ranked by *Baseball America* as the No. 23 prospect with the 'Best Control' in the Astros system...ranked fifth in the California League in strikeout to walk ratio (4.52)...California League Midseason All-Star...California League Pitcher of the Week, May 27-June 3...2012: Ranked tied for third in the New York-Penn League in wins.

Year	Team	W	L	ERA	G	GS	CG	SHO	SV	IP	H	R	ER	HR	HB	BB	SO	WP	BK	AVG
2012	Tri-City (A)	7	2	2.89	12	12	0	0	0	62.1	60	26	20	5	3	11	49	2	0	.251
2013	Lancaster (A)	10	8	5.38	27	18	0	0	1	112.0	135	71	67	14	8	23	104	4	1	.300
	Oklahoma City (AAA)	0	0	1.80	1	1	0	0	0	5.0	5	1	1	0	0	0	4	0	0	.263
	Corpus Christi (AA)	1	0	0.00	1	1	0	0	0	5.0	5	0	0	0	0	0	6	0	0	.238
MINOR LEAGUE TOTALS																				



SCOUTING & PLAYER DEVELOPMENT

RODRIGUEZ, JAKE - CATCHER

Height: 5-9 **Weight:** 201 **Bats:** R **Throws:** R
Born: Jan. 24, 1992 - Elk Grove, CA **Hometown:** Elk Grove, CA
School: Oregon State University **Recommended/Signed By:** Paul Gale
How Obtained: Selected by the Astros in the 19th round of the June 2013 draft.

Year	Team	AVG	G	AB	R	H	2B	3B	HR	RBI	BB	SO	SB	CS	OBP	SLG	SF	SH	HB	E
2013	Tri-City (A)	.209	32	86	6	18	4	0	1	10	10	31	0	1	.320	.291	0	0	4	3
MINOR LEAGUE TOTALS		.209	32	86	6	18	4	0	1	10	10	31	0	1	.320	.291	0	0	4	3

RODRIGUEZ, RICHARD - RIGHT-HANDED PITCHER

Height: 6-4 **Weight:** 210 **Bats:** R **Throws:** R
Born: March 4, 1990 - Santiago, DR **Hometown:** Santiago, DR
Recommended/Signed By: Felix Francisco/Rafael Belen
How Obtained: Signed by the Astros as a non-drafted free agent on April 20, 2010.



Year	Team	W	L	ERA	G	GS	CG	SHO	SV	IP	H	R	ER	HR	HB	BB	SO	WP	BK	AVG
2010	DSL Astros (R)	2	1	2.00	5	5	0	0	0	18.0	14	5	4	0	4	5	16	2	0	.241
2011	GCL Astros (R)	0	0	9.82	4	0	0	0	0	3.2	6	4	4	1	0	1	3	2	0	.353
2012	Lexington (A)	0	0	3.00	1	1	0	0	0	3.0	3	1	1	0	1	1	4	0	0	.250
	Greenville (R)	2	1	3.90	8	6	0	0	0	32.1	27	18	14	3	2	9	37	3	0	.218
2013	Quad Cities (A)	0	1	7.33	14	0	0	0	0	23.1	29	19	14	4	0	10	18	2	0	.290
	Tri-City (A)	4	0	1.29	16	0	0	0	1	21.0	17	4	3	2	0	3	23	1	0	.227
MINOR LEAGUE TOTALS		8	3	4.00	48	12	0	0	1	101.1	96	51	45	10	7	29	101	10	0	.249

ROLLINS, DAVID - LEFT-HANDED PITCHER

Height: 6-1 **Weight:** 207 **Bats:** L **Throws:** L
Born: Dec. 21, 1989 - Deberry, TX **Hometown:** Deberry, TX
School: San Jacinto College North (TX) **Recommended/Signed By:** C.J. Ebarb (TOR)
How Obtained: Acquired from Toronto along with RHP Francisco Cordero, OF Ben Francisco, RHP Joe Musgrove, C Carlos Perez, RHP Asher Wojciechowski and a PTBNL (RHP Kevin Comer) in exchange for RHP David Carpenter, LHP J.A. Happ and RHP Brandon Lyon on July 20, 2012...originally selected by Toronto in the 24th round of the June 2011 draft.



Year	Team	W	L	ERA	G	GS	CG	SHO	SV	IP	H	R	ER	HR	HB	BB	SO	WP	BK	AVG
2011	Bluefield (R)	3	0	1.25	4	4	0	0	0	21.2	12	3	3	2	0	2	18	0	0	.158
	Vancouver (A)	1	0	2.57	3	3	0	0	0	14.0	16	4	4	0	0	1	11	2	1	.276
2012	Lansing (A)	6	1	2.78	18	18	0	0	0	77.2	64	29	24	2	2	36	75	3	0	.227
	Lexington (A)	1	3	3.48	6	6	0	0	0	31.0	27	14	12	5	2	9	25	2	0	.241
2013	Lancaster (A)	8	5	3.98	23	14	0	0	3	97.1	81	50	43	9	4	32	96	3	1	.223
	Oklahoma City (AAA)	1	0	0.00	1	1	0	0	0	6.0	3	0	0	0	0	1	8	0	0	.143
	Corpus Christi (AA)	0	3	4.36	6	6	0	0	0	33.0	38	18	16	4	1	10	33	1	1	.295
MINOR LEAGUE TOTALS		20	12	3.27	61	52	0	0	3	280.2	241	118	102	22	9	91	266	11	3	.231

ROSARIO, JOSE - RIGHT-HANDED PITCHER

Height: 6-6 **Weight:** 178 **Bats:** R **Throws:** R
Born: Feb. 15, 1995 - Salcedo, DR **Hometown:** Salcedo, DR
Recommended/Signed By: Oz Ocampo/Roman Occumarez/Rafael Belen
How Obtained: Signed by the Astros as a non-drafted free agent on Dec. 16, 2013.

Year	Team	W	L	ERA	G	GS	CG	SHO	SV	IP	H	R	ER	HR	HB	BB	SO	WP	BK	AVG
2014 will be his first professional season																				

RUIZ, RIO - INFIELDER

Height: 6-1 **Weight:** 219 **Bats:** L **Throws:** R
Born: May 22, 1994 - Covina, CA **Hometown:** Covina, CA
School: Bishop Amat HS (CA) **Recommended/Signed By:** Tim Costic
How Obtained: Selected by the Astros in the fourth round of the June 2012 draft.



Career Highlights: **2014:** Ranked by Baseball Prospectus as the Astros No. 9 prospect...**2013:** Ranked by *Baseball America* as the No. 8 prospect in the Astros system...hit .298 with eight homers, 33 RBI and an .894 OPS (.347 OBP/.547 SLG) from July 7 through the end of the season...led the Midwest League in doubles (19) while ranking second in extra-base hits (28) and third in slugging during that span...hit .370 (10x27) with three homers and seven RBI during the Midwest League playoffs...homered in the MWL Championship-clinching game...Quad Cities Player of the Month, July and August...**2012:** Tabbed by *BA* as the No. 4 prospect in the Gulf Coast League following the season.

Year	Team	AVG	G	AB	R	H	2B	3B	HR	RBI	BB	SO	SB	CS	OBP	SLG	SF	SH	HB	E
2012	GCL Astros (R)	.271	23	85	13	23	8	2	0	11	12	22	0	0	.361	.412	0	0	0	0
	Greenville (R)	.220	15	50	8	11	3	1	1	7	4	10	0	0	.291	.380	0	0	1	1
2013	Quad Cities (A)	.260	114	416	46	108	33	1	12	63	50	92	12	3	.335	.430	5	1	0	20
MINOR LEAGUE TOTALS		.258	152	551	67	142	44	4	13	81	66	124	14	3	.335	.423	5	1	1	21

SALDANA, ABDIEL - RIGHT-HANDED PITCHER

Height: 5-11 **Weight:** 195 **Bats:** R **Throws:** R
Born: March 13, 1996 - Chiriqui, PAN **Hometown:** Chiriqui, PAN
Recommended/Signed By: Oz Ocampo/Carlos Gonzalez
How Obtained: Signed by the Astros as a non-drafted free agent on Oct. 21, 2013.

Year	Team	W	L	ERA	G	GS	CG	SHO	SV	IP	H	R	ER	HR	HB	BB	SO	WP	BK	AVG
2014 will be his first professional season																				

SCOUTING & PLAYER DEVELOPMENT

SANCHEZ, GERA - RIGHT-HANDED PITCHER

Height: 6-0 **Weight:** 196 **Bats:** R **Throws:** R
Born: June 8, 1989 - Las Cruces, NM **Hometown:** Dona Ana, NM
School: University of New Mexico **Recommended/Signed By:** Mike Brown
How Obtained: Signed by the Astros as a non-drafted free agent on July 16, 2012.



Year	Team	W	L	ERA	G	GS	CG	SHO	SV	IP	H	R	ER	HR	HB	BB	SO	WP	BK	AVG
2012	GCL Astros (R)	2	0	1.88	10	0	0	0	2	14.1	15	4	3	0	1	6	16	2	0	.288
2013	Quad Cities (A)	4	2	5.22	30	0	0	0	0	50.0	58	30	29	4	3	14	57	4	0	.301
	Lancaster (A)	0	0	1.69	6	0	0	0	0	10.2	10	2	2	2	1	3	13	0	0	.244
MINOR LEAGUE TOTALS		6	2	4.08	46	0	0	0	2	75.0	83	36	34	6	5	23	86	6	0	.290

SANCHEZ, STARLYNG - LEFT-HANDED PITCHER

Height: 5-11 **Weight:** 170 **Bats:** L **Throws:** L
Born: Aug. 6, 1994 - San Pedro de Macoris, DR **Hometown:** San Pedro de Macoris, DR
Recommended/Signed By: Oz Ocampo/Jose Ortiz
How Obtained: Signed by the Astros as a non-drafted free agent on June 15, 2013.

Year	Team	W	L	ERA	G	GS	CG	SHO	SV	IP	H	R	ER	HR	HB	BB	SO	WP	BK	AVG
2013	DSL Astros (R)	0	0	1.13	8	2	0	0	1	16.0	12	2	2	0	0	4	13	0	0	.207
MINOR LEAGUE TOTALS		0	0	1.13	8	2	0	0	1	16.0	12	2	2	0	0	4	13	0	0	.207

SANTAMARIA, CRISTHOPHER - LEFT-HANDED PITCHER

Height: 5-11 **Weight:** 175 **Bats:** L **Throws:** L
Born: June 19, 1996 - Chiriqui, PAN **Hometown:** Chiriqui, PAN
Recommended/Signed By: Felix Francisco/Jose Luis Santos
How Obtained: Signed by the Astros as a non-drafted free agent on July 16, 2012.

Year	Team	W	L	ERA	G	GS	CG	SHO	SV	IP	H	R	ER	HR	HB	BB	SO	WP	BK	AVG
2013	DSL Astros (R)	0	1	0.73	15	0	0	0	1	24.2	12	2	2	0	3	6	18	2	0	.146
MINOR LEAGUE TOTALS		0	1	0.73	15	0	0	0	1	24.2	12	2	2	0	3	6	18	2	0	.146

SANTANA, JUAN - INFIELDER

Height: 6-1 **Weight:** 196 **Bats:** R **Throws:** R
Born: Aug. 16, 1994 - San Cristobal, DR **Hometown:** Palenque, DR
Recommended/Signed By: Felix Francisco/Rafael Belen/Jose Lima
How Obtained: Signed by the Astros as a non-drafted free agent on Dec. 13, 2010.
Career Highlights: 2013: Greenville Player of the Month, July...2012: GCL Astros Offensive Player of the Month, August...2011: DSL All-Star.

Year	Team	AVG	G	AB	R	H	2B	3B	HR	RBI	BB	SO	SB	CS	OBP	SLG	SF	SH	HB	E
2011	DSL Astros (R)	.274	68	248	44	68	11	1	3	28	28	22	9	3	.350	.363	2	3	2	28
2012	GCL Astros (R)	.268	56	194	16	52	12	0	0	24	10	22	5	1	.309	.330	1	4	2	11
2013	Greenville (R)	.234	60	214	26	50	8	0	3	30	18	37	3	0	.292	.313	3	12	1	11
MINOR LEAGUE TOTALS		.259	184	656	86	170	31	1	6	82	56	81	17	4	.320	.337	6	19	5	50

SANTANA, RAVEL - OUTFIELDER

Height: 6-2 **Weight:** 175 **Bats:** R **Throws:** R
Born: May 1, 1992 - San Pedro de Macoris, DR **Hometown:** San Pedro de Macoris, DR
Recommended/Signed By:
How Obtained: Selected by the Astros from New York (AL) in the Triple A Phase of the 2013 Rule 5 Draft on Dec. 12, 2013...originally signed by the Yankees as a non-drafted free agent on Nov. 17, 2008.
Career Highlights: 2012: Ranked by *Baseball America* as the No. 7 prospect with the 'Best Outfield Arm' in the Yankees system...also ranked by the publication as the No. 2 prospect in the Gulf Coast League...2010: Led the DSL in homers and ranked second in on-base percentage and slugging percentage.

Year	Team	AVG	G	AB	R	H	2B	3B	HR	RBI	BB	SO	SB	CS	OBP	SLG	SF	SH	HB	E
2009	DSL Yankees1 (R)	.207	7	29	4	6	2	1	0	3	4	8	1	0	.324	.345	0	0	1	
	DSL Yankees2 (R)	.239	43	138	27	33	6	0	5	25	22	35	7	3	.361	.391	3	0	6	
2010	DSL Yankees2 (R)	.322	63	199	46	64	10	1	10	38	35	38	22	5	.440	.533	1	1	8	
2011	GCL Yankees (R)	.296	41	162	43	48	11	3	9	29	17	40	10	3	.361	.568	3	2	1	
2012	Staten Island (A)	.216	60	218	22	47	7	0	3	19	25	68	3	1	.304	.289	1	0	3	
2013		DNP (due to injury)																		
MINOR LEAGUE TOTALS		.265	214	746	142	198	36	5	27	114	103	189	43	12	.365	.436	8	3	19	

SANTOS, JUAN - RIGHT-HANDED PITCHER

Height: 6-4 **Weight:** 253 **Bats:** R **Throws:** R
Born: Aug. 30, 1995 - Bayamon, PR **Hometown:** Bayamon, PR
School: Arlington Country Day School (FL) **Recommended/Signed By:** Gavin Dickey
How Obtained: Signed by the Astros as a non-drafted free agent on June 17, 2013.
Career Highlights: 2013: Pitched in 4 games in the Puerto Rican Winter League.

Year	Team	W	L	ERA	G	GS	CG	SHO	SV	IP	H	R	ER	HR	HB	BB	SO	WP	BK	AVG
2013	GCL Astros (R)	2	3	3.96	18	0	0	0	0	25.0	16	14	11	2	5	17	18	5	0	.186
MINOR LEAGUE TOTALS		2	3	3.96	18	0	0	0	0	25.0	16	14	11	2	5	17	18	5	0	.186

SCOUTING & PLAYER DEVELOPMENT

SANUDO, GONZALO - RIGHT-HANDED PITCHER

Height: 6-3 **Weight:** 242 **Bats:** L **Throws:** R
Born: Jan. 10, 1992 - Tabasco, MEX **Hometown:** Tabasco, MEX
Recommended/Signed By: Hector Otero (MIN)
How Obtained: Acquired from Minnesota in exchange for OF Mike Kvasnicka on March 25, 2013...originally signed by Minnesota as a non-drafted free agent on March 12, 2011.
Career Highlights: 2013: Recorded a save in each of Tri-City's four playoff wins (2.57 ERA)...ranked fourth in the New York-Penn League in saves...Tri-City Pitcher of the Month, August...ranked second in the Appalachian League in saves...pitched in 18 games in the Mexican Winter League, striking out 19 with four walks in 23.1 innings (4.24 ERA).

Year	Team	W	L	ERA	G	GS	CG	SHO	SV	IP	H	R	ER	HR	HB	BB	SO	WP	BK	AVG	
2011	GCL Twins (R)	0	1	5.66	12	0	0	0	0	1	20.2	19	15	13	0	4	7	22	0	1	.244
2012	GCL Twins (R)	2	0	2.00	15	2	0	0	0	4	36.0	34	8	0	0	2	33	2	0	.252	
2013	Corpus Christi (AA)	0	0	3.86	3	0	0	0	0	4.2	6	2	2	1	1	2	1	0	0	.316	
	Greenville (R)	1	2	1.29	18	0	0	0	11	21.0	11	3	3	1	0	1	30	0	0	.153	
	Tri-City (A)	0	0	0.00	9	0	0	0	0	8	13.0	3	0	0	0	0	1	20	2	0	.070
MINOR LEAGUE TOTALS		3	3	2.46	57	2	0	0	24	95.1	73	28	26	2	5	13	106	4	1	.210	

SCLAFANI, JOSEPH - INFIELDER

Height: 5-11 **Weight:** 196 **Bats:** S **Throws:** R
Born: April 22, 1990 - Brooklyn, NY **Hometown:** Corona, CA
School: Dartmouth College (NH) **Recommended/Signed By:** John Kosciak
How Obtained: Selected by the Astros in the 14th round of the June 2012 draft.
Career Highlights: 2013: Played in 46 games in the Australian Baseball League during the offseason.



Year	Team	AVG	G	AB	R	H	2B	3B	HR	RBI	BB	SO	SB	CS	OBP	SLG	SF	SH	HB	E
2012	Tri-City (A)	.271	70	266	39	72	9	3	1	36	33	40	16	3	.355	.338	4	4	4	16
2013	Quad Cities (A)	.241	19	58	13	14	3	0	0	9	17	7	3	2	.430	.293	1	2	3	4
	Lancaster (A)	.302	92	344	81	104	28	5	7	53	52	60	16	3	.396	.474	4	2	4	13
MINOR LEAGUE TOTALS		.284	181	668	133	190	40	8	8	98	102	107	35	8	.384	.404	9	8	11	33

SCOTT, JORDAN - OUTFIELDER

Height: 6-2 **Weight:** 182 **Bats:** L **Throws:** R
Born: Sept. 22, 1991 - Greenville, SC **Hometown:** Greer, SC
School: Riversdale HS (SC) **Recommended/Signed By:** JD Allava
How Obtained: Selected by the Astros in the 14th round of the June 2010 draft.



Career Highlights: 2011: Greenville Astros Team MVP...Greenville Offensive Player of the Month, July...ranked by Baseball America as the No. 19 prospect in the Appalachian League...2010: GCL Astros Offensive Player of the Month, August.

Year	Team	AVG	G	AB	R	H	2B	3B	HR	RBI	BB	SO	SB	CS	OBP	SLG	SF	SH	HB	E
2010	GCL Astros (R)	.301	42	146	19	44	6	2	0	10	14	33	6	4	.372	.370	1	1	3	0
2011	Lexington (A)	.277	14	47	6	13	3	0	0	6	3	8	0	1	.327	.340	1	2	1	2
	Greenville (R)	.337	60	246	41	83	12	3	1	31	19	37	11	5	.388	.423	1	5	2	5
	Tri-City (A)	.235	5	17	4	4	0	1	0	6	5	2	1	1	.409	.353	0	0	0	0
2012	Lexington (A)	.230	110	404	55	93	13	2	1	43	57	81	13	11	.325	.280	5	12	2	1
2013	Quad Cities (A)	.255	125	392	58	100	12	7	0	34	53	78	25	8	.342	.321	2	8	0	4
MINOR LEAGUE TOTALS		.269	356	1252	183	337	46	15	2	130	151	239	56	30	.349	.335	10	28	8	12

SCRIBNER, TROY - RIGHT-HANDED PITCHER

Height: 6-3 **Weight:** 190 **Bats:** R **Throws:** R
Born: July 2, 1991 - Washington Depot, CT **Hometown:** Washington Depot, CT
School: Sacred Heart University (CT) **Recommended/Signed By:** Bobby St. Pierre
How Obtained: Signed by the Astros as a non-drafted free agent on June 13, 2013.
Career Highlights: 2013: GCL Astros Pitcher of the Month, July.

Year	Team	W	L	ERA	G	GS	CG	SHO	SV	IP	H	R	ER	HR	HB	BB	SO	WP	BK	AVG
2013	GCL Astros (R)	3	2	1.26	8	2	1	0	0	28.2	16	6	4	1	1	3	42	1	0	.158
	Greenville (R)	0	0	0.00	2	1	0	0	0	5.0	4	0	0	0	0	4	6	1	0	.222
	Tri-City (A)	1	2	5.12	6	1	0	0	0	19.1	17	12	11	2	0	7	30	0	1	.233
MINOR LEAGUE TOTALS		4	4	2.55	16	4	0	0	0	53.0	37	18	15	3	1	14	78	2	1	.193

SEATON, ROSS - RIGHT-HANDED PITCHER

Height: 6-4 **Weight:** 209 **Bats:** L **Throws:** R
Born: Sept. 18, 1989 - Tulsa, OK **Hometown:** Sugar Land, TX
School: Second Baptist HS (TX) **Recommended/Signed By:** Rusty Pendergrass/Mike Burns
How Obtained: Selected by the Astros in the third round (supplemental) of the June 2008 draft.
Career Highlights: 2012: Led Astros minor leaguers in innings pitched...ranked fourth in the Texas League in innings...Corpus Christi Pitcher of the Month, May...2011: Texas League Pitcher of the Week, July 11-17 and Aug. 8-14...2010: Ranked by Baseball America as the No. 6 prospect in the Astros system...Lancaster Pitcher of the Month, July...2009: Ranked by Baseball America as the No. 3 prospect with the 'Best Curveball' in the Astros system...South Atlantic League All-Star.



Year	Team	W	L	ERA	G	GS	CG	SHO	SV	IP	H	R	ER	HR	HB	BB	SO	WP	BK	AVG
2008	Greenville (R)	0	0	13.50	3	3	0	0	0	4.0	8	7	6	1	1	2	4	0	0	.381
2009	Lexington (A)	8	10	3.29	24	24	1	1	0	136.2	137	69	50	11	12	39	88	9	0	.261
2010	Lancaster (A)	6	13	6.64	28	28	0	0	0	146.1	198	126	108	22	8	45	85	17	1	.327
2011	Corpus Christi (AA)	4	9	5.23	28	28	0	0	0	155.0	168	103	90	19	7	47	97	12	1	.279
2012	Corpus Christi (AA)	8	8	4.07	25	25	1	0	0	146.0	155	75	66	17	5	31	106	4	0	.271
	Oklahoma City (AAA)	0	1	3.09	4	4	0	0	0	23.1	24	11	8	2	2	7	11	0	0	.258
2013	Corpus Christi (AA)	3	1	4.77	10	9	0	0	0	54.2	56	31	29	7	6	11	36	1	0	.268
	Oklahoma City (AAA)	3	7	7.34	15	14	0	0	0	68.2	97	60	56	13	6	28	36	3	0	.339
MINOR LEAGUE TOTALS		32	49	5.06	137	135	2	1	0	734.2	843	482	413	92	47	210	463	46	2	.289

SCOUTING & PLAYER DEVELOPMENT

SHIRLEY, THOMAS - LEFT-HANDED PITCHER

Height: 6-5 **Weight:** 232 **Bats:** L **Throws:** L
Born: Nov. 11, 1988 - Oakland, PA **Hometown:** North Huntingdon, PA
School: Xavier University (OH) **Recommended/Signed By:** Nick Venuto



How Obtained: Selected by the Astros in the ninth round of the June 2010 draft.

Career Highlights: 2013: Lancaster Pitcher of the Month, July.

Year	Team	W	L	ERA	G	GS	CG	SHO	SV	IP	H	R	ER	HR	HB	BB	SO	WP	BK	AVG
2010	Tri-City (A)	0	0	0.00	5	5	0	0	0	17.0	9	1	0	0	1	10	28	0	0	.158
2011	GCL Astros (R)	0	0	0.00	2	2	0	0	0	5.0	2	0	0	0	0	4	0	0	0	.125
	Tri-City (A)	0	0	0.00	2	0	0	0	0	6.0	3	0	0	0	0	1	9	0	0	.158
	Lexington (A)	0	0	13.50	1	1	0	0	0	2.0	1	3	3	0	1	4	2	0	0	.143
2012	Tri-City (A)	1	0	1.29	3	0	0	0	0	7.0	6	2	1	0	0	1	8	1	0	.214
	Lexington (A)	2	4	3.06	16	1	0	0	1	35.1	32	13	12	2	3	16	45	3	0	.237
2013	Lancaster (A)	1	4	3.35	27	9	0	0	1	75.1	66	31	28	6	0	24	64	1	0	.237
MINOR LEAGUE TOTALS		4	8	2.68	56	18	0	0	2	147.2	119	50	44	8	5	56	160	5	0	.220

SILFA, YOEL - INFILDER

Height: 5-11 **Weight:** 162 **Bats:** R **Throws:** R
Born: July 8, 1993 - Haina, DR **Hometown:** Haina, DR

Recommended/Signed By: Felix Francisco/Rafael Belen/Julio De La Cruz

How Obtained: Signed by the Astros as a non-drafted free agent on July 4, 2010.

Career Highlights: 2012: DSL Astros Defensive Player of the Month, June...2011: DSL Astros Defensive Player of the Month, June, July and August.

Year	Team	AVG	G	AB	R	H	2B	3B	HR	RBI	BB	SO	SB	CS	OBP	SLG	SF	SH	HB	E
2011	DSL Astros (R)	.219	68	237	30	52	9	0	2	19	20	28	11	4	.288	.283	3	3	4	9
2012	DSL Astros (R)	.180	56	194	21	35	6	0	0	14	13	29	3	3	.238	.211	1	3	2	12
	GCL Astros (R)	.281	12	32	7	9	1	0	0	6	4	7	0	0	.361	.313	0	1	0	4
2013	GCL Astros (R)	.212	24	66	6	14	0	0	1	5	2	12	2	1	.243	.258	1	0	1	7
MINOR LEAGUE TOTALS		.208	160	529	64	110	16	0	3	44	39	76	16	8	.269	.255	5	7	7	32

SIMS, BLAINE - LEFT-HANDED PITCHER

Height: 6-2 **Weight:** 205 **Bats:** L **Throws:** L
Born: March 10, 1989 - Little Rock, AR **Hometown:** England, AR
School: Arkansas Tech University **Recommended/Signed By:** Gene Kerns (ATL)

How Obtained: Selected by the Astros in the Double A Phase of the 2013 Rule 5 Draft from Atlanta...originally signed by the Braves as a non-drafted free agent on Aug. 3, 2010.

Career Highlights: Throws a knuckleball.

Year	Team	W	L	ERA	G	GS	CG	SHO	SV	IP	H	R	ER	HR	HB	BB	SO	WP	BK	AVG
2010	Danville (R)	0	3	4.19	5	2	0	0	0	19.1	23	9	9	2	1	4	10	2	0	.303
2011	Rome (A)	0	2	7.11	4	0	0	0	0	6.1	11	6	5	1	1	4	4	0	0	.367
2011	Lynchburg (A)	3	6	3.66	24	12	0	0	0	83.2	87	42	34	3	5	30	52	7	0	.275
2012	Lynchburg (A)	1	3	4.42	39	2	0	0	1	71.1	82	43	35	6	2	28	52	7	0	.292
2013	Rome (A)	0	1	6.30	4	1	0	0	0	10.0	8	7	7	0	2	8	9	3	0	.222
2013	Lynchburg (A)	0	6	11.63	6	6	0	0	0	24.0	34	33	31	4	1	26	32	7	0	.327
2013	GCL Braves (R)	0	2	5.59	10	1	0	0	0	19.1	23	14	12	0	1	10	15	4	0	.284
MINOR LEAGUE TOTALS		4	23	5.12	92	24	0	0	1	234.0	268	154	133	16	13	110	174	30	0	.290

SIMUNIC, ANDREW - INFILDER

Height: 6-0 **Weight:** 170 **Bats:** R **Throws:** R
Born: Aug. 7, 1985 - Bloomington, IN **Hometown:** Collierville, TN
School: University of Tennessee **Recommended/Signed By:** Nick Venuto

How Obtained: Selected by the Astros in the 17th round of the June 2008 draft.

Career Highlights: 2012: Corpus Christi Defensive Player of the Month, May and June...2010: Lancaster Defensive Player of the Month, July and August...2009: Named Lexington Defensive Player of the Month, July...2008: Tri-City Defensive Player of the Month, July.



Year	Team	AVG	G	AB	R	H	2B	3B	HR	RBI	BB	SO	SB	CS	OBP	SLG	SF	SH	HB	E
2008	Tri-City (A)	.234	53	184	20	43	2	1	0	14	21	49	4	3	.317	.255	1	0	2	4
2009	Lexington (A)	.287	55	167	27	48	3	0	0	6	29	26	8	4	.405	.305	0	3	4	6
	Lancaster (A)	.286	21	56	5	16	1	0	0	4	9	12	2	1	.379	.304	1	1	0	3
2010	Lexington (A)	.246	39	114	23	28	4	0	1	10	18	21	11	1	.353	.307	0	1	1	1
	Lancaster (A)	.318	59	214	45	68	17	3	2	33	27	56	6	0	.400	.453	1	1	3	7
2011	Corpus Christi (AA)	.187	34	91	18	17	3	1	0	4	16	26	3	0	.315	.242	0	1	1	0
	Oklahoma City (AAA)	.200	3	5	1	1	0	0	0	0	0	3	0	0	.333	.200	0	0	1	2
	Lancaster (A)	.295	67	227	41	67	10	2	5	28	29	59	5	0	.371	.423	3	5	0	8
2012	Corpus Christi (AA)	.297	106	391	59	116	11	1	2	37	29	65	15	4	.349	.345	5	5	5	0
	Oklahoma City (AAA)	.000	8	9	0	0	0	0	0	1	4	0	0	0	.100	.000	0	1	0	10
2013	Oklahoma City (AAA)	.278	44	144	22	40	3	0	0	15	15	28	9	2	.346	.299	2	1	1	3
MINOR LEAGUE TOTALS		.277	489	1602	261	444	54	8	10	151	194	349	63	15	.359	.340	13	19	18	44

SCOUTING & PLAYER DEVELOPMENT

SMITH, KYLE - RIGHT-HANDED PITCHER

Height: 6-2 **Weight:** 173 **Bats:** R **Throws:** R
Born: Sept. 10, 1992 - Boynton Beach, FL **Hometown:** Lake Worth, FL
School: Santalucas HS (FL) **Recommended/Signed By:** Alex Mesa (KC)
How Obtained: Acquired from Kansas City in exchange for OF Justin Maxwell on July 31, 2013...originally selected by Kansas City in the fourth round of the June 2011 draft.

Career Highlights: 2013: Ranked by *Baseball America* as the No. 12 prospect in the Royals system...2012: Won Pitcher of the Week honors for the Pioneer and Midwest Leagues in the same week, June 18-24...rated by BA as the No. 16 prospect in the Midwest League.

Year	Team	W	L	ERA	G	GS	CG	SHO	SV	IP	H	R	ER	HR	HB	BB	SO	WP	BK	AVG
2012	Idaho Falls (R)	1	0	1.80	1	1	0	0	0	5.0	3	1	1	0	1	11	0	0	0	.167
	Kane County (A)	4	3	2.94	13	13	0	0	0	67.1	62	26	22	3	1	20	87	4	0	.241
2013	Wilmington (A)	5	4	2.85	19	19	0	0	0	104.1	93	38	33	9	5	29	96	5	1	.238
	Lancaster (A)	1	1	7.33	5	5	1	1	0	23.1	26	19	19	4	3	9	21	0	0	.289
MINOR LEAGUE TOTALS		11	8	3.38	38	38	1	1	0	200.0	184	84	75	16	10	59	215	9	1	.243

SOGARD, ALEXANDER - LEFT-HANDED PITCHER

Height: 6-3 **Weight:** 222 **Bats:** L **Throws:** L
Born: July 25, 1987 - Phoenix, AZ **Hometown:** Austin, TX
School: North Carolina State University **Recommended/Signed By:** JD Alleva
How Obtained: Selected by the Astros in the 26th round of the June 2010 draft.
Career Highlights: His brother is A's infielder Eric Sogard...2013: Pitched in 10 games in the Arizona Fall League, going 2-1 with a 3.65 ERA (SER12.1IP)...2012: Pitched in the Arizona Fall League...2011: Lexington Pitcher of the Month, August.



Year	Team	W	L	ERA	G	GS	CG	SHO	SV	IP	H	R	ER	HR	HB	BB	SO	WP	BK	AVG
2010	Tri-City (A)	1	2	3.51	22	3	0	0	0	41.0	40	20	16	4	4	12	36	1	0	.263
2011	Lexington (A)	3	4	4.14	31	10	0	0	4	104.1	112	54	48	12	4	25	112	11	0	.272
2012	Corpus Christi (AA)	3	1	3.86	33	0	0	0	0	53.2	60	28	23	3	3	25	35	7	0	.291
	Lancaster (A)	0	2	2.81	6	0	0	0	0	16.0	12	7	5	0	0	8	17	4	0	.197
2013	Corpus Christi (AA)	0	0	2.88	16	0	0	0	3	25.0	26	11	8	3	0	10	18	3	1	.277
	Oklahoma City (AAA)	2	1	9.39	22	0	0	0	0	23.0	30	24	24	1	2	19	19	5	0	.323
MINOR LEAGUE TOTALS		9	10	4.24	130	13	0	0	7	263.0	280	144	124	23	13	99	237	31	1	.275

SOLANO, JOSE - INFIELDER

Height: 6-2 **Weight:** 208 **Bats:** R **Throws:** R
Born: March 15, 1992 - San Jose de Los Llanos, DR **Hometown:** San Jose de Los Llanos, DR
Recommended/Signed By: Felix Francisco/Rafael Belen/Jose Ortiz
How Obtained: Signed by the Astros as a non-drafted free agent on March 2, 2010.
Career Highlights: 2013: Fifth in the GCL in SLG...tied for the league lead in RBI...2011: DSL Astros Offensive Player of the Month, August.

Year	Team	AVG	G	AB	R	H	2B	3B	HR	BB	SO	SB	CS	OBP	SLG	SF	SH	HB	E
2010	DSL Astros (R)	.276	56	181	23	50	11	1	2	20	10	30	9	.328	.381	2	0	5	18
2011	DSL Astros (R)	.282	65	238	37	67	7	0	2	21	18	45	21	.348	.336	1	3	7	19
2012	GCL Astros (R)	.169	24	59	6	10	1	1	1	2	4	20	2	.246	.271	0	3	2	8
2013	GCL Astros (R)	.300	41	140	27	42	9	1	6	28	11	30	9	.349	.507	1	0	0	13
	Greenville (R)	.091	7	22	1	2	0	0	0	1	1	7	0	.167	.091	0	1	1	2
MINOR LEAGUE TOTALS		.267	193	640	94	171	28	3	11	72	44	132	41	.327	.372	4	7	15	2

SOSA, RUBEN - INFIELDER

Height: 5-7 **Weight:** 167 **Bats:** S **Throws:** R
Born: Sept. 23, 1990 - Santo Domingo, DR **Hometown:** Lawrence, MA
School: Oklahoma City University **Recommended/Signed By:** Jim Stevenson
How Obtained: Selected by the Astros in the 23rd round of the June 2011 draft.
Career Highlights: 2013: Played in 13 games with Tigres del Licey in the Dominican Winter League.



Year	Team	AVG	G	AB	R	H	2B	3B	HR	RBI	BB	SO	SB	CS	OBP	SLG	SF	SH	HB	E
2011	Greenville (R)	.248	39	129	25	32	6	1	0	17	22	27	12	3	.364	.310	1	2	2	3
	Lexington (A)	.206	11	34	6	7	3	0	0	3	4	7	2	0	.289	.294	0	1	0	1
2012	Greenville (A)	.077	4	13	4	1	0	0	0	0	1	2	2	0	.200	.077	0	0	1	0
	Lexington (A)	.280	44	125	25	35	3	2	0	9	17	26	13	2	.364	.336	1	2	0	3
2013	Oklahoma City (AAA)	.272	46	125	18	34	4	3	1	17	12	35	8	6	.336	.376	2	4	1	3
	Quad Cities (A)	.300	16	50	10	15	0	1	0	6	10	14	10	4	.417	.340	0	0	0	0
MINOR LEAGUE TOTALS		.261	160	476	88	124	16	7	1	52	66	111	47	15	.353	.330	4	9	4	10

SPRINGER, GEORGE - OUTFIELDER

See Non-Roster Bio

STOFFEL, JASON - RIGHT-HANDED PITCHER

See Non-Roster Bio

TAVAREZ, VICTOR - CATCHER

Height: 6-1 **Weight:** 193 **Bats:** R **Throws:** R
Born: Feb. 7, 1995 - Santo Domingo, DR **Hometown:** Santo Domingo, DR
Recommended/Signed By: Felix Francisco/Rafael Belen/Jose Ortiz
How Obtained: Signed by the Astros as a non-drafted free agent on July 3, 2012



Year	Team	AVG	G	AB	R	H	2B	3B	HR	RBI	BB	SO	SB	CS	OBP	SLG	SF	SH	HB	E
2013	DSL Astros (R)	.195	27	82	6	16	2	0	2	7	8	16	0	1	.267	.293	0	1	0	2
MINOR LEAGUE TOTALS		.195	27	82	6	16	2	0	2	7	8	16	0	1	.267	.293	0	1	0	2

SCOUTING & PLAYER DEVELOPMENT

TROMPIZ, KRISTIAN - INFIELDER

Height: 6-1	Weight: 170	Bats: R	Throws: R																	
Born: Dec. 2, 1995 - Maracaibo, VZ		Hometown: Maracaibo, VZ																		
Recommended/Signed By: Felix Francisco/Oscar Alvarado/Daniel Acuna																				
How Obtained: Signed by the Astros as a non-drafted free agent on July 2, 2012.																				
Year	Team	AVG	G	AB	R	H	2B	3B	HR	RBI	BB	SO	SB	CS	OBP	SLG	SF	SH	HB	E
2013	DSL Astros (R)	.202	60	208	18	42	7	4	1	18	25	33	7	9	.291	.288	2	9	2	15
MINOR LEAGUE TOTALS		.202	60	208	18	42	7	4	1	18	25	33	7	9	.291	.288	2	9	2	15

TROPEANO, NICK - RIGHT-HANDED PITCHER

See Non-Roster Bio

TUCKER, PRESTON - OUTFIELDER

See Non-Roster Bio

URCKFITZ, PATRICK - LEFT-HANDED PITCHER

Height: 6-4

Weight: 196

Bats: L

Throws: L

Born: July 21, 1988 - Rochester, NY

Hometown: Penfield, NY

School: Monroe Community College (NY)

Recommended/Signed By: Mike Maggart

How Obtained: Signed by the Astros as a non-drafted free agent on June 29, 2008.

Career Highlights: 2010: Arizona Fall League Rising Stars Game participant...2009: Named Lexington Pitcher of the Month, May and July.

Year	Team	W	L	ERA	G	GS	CG	SHO	SV	IP	H	R	ER	HR	HB	BB	SO	WP	BK	AVG
2008	Greeneville (R)	1	0	1.40	15	0	0	0	3	19.1	13	8	3	1	1	9	23	3	1	.191
2009	Lexington (A)	4	1	2.57	42	0	0	0	13	49.0	44	17	14	5	0	13	42	2	0	.243
	Lancaster (A)	0	1	4.15	7	0	0	0	1	8.2	9	4	4	0	0	5	7	1	0	.310
2010	Lancaster (A)	5	9	4.13	35	12	0	0	0	104.2	115	55	48	9	2	32	103	8	0	.290
	Corpus Christi (AA)	0	0	3.60	1	1	0	0	0	5.0	8	2	2	0	0	1	4	0	0	.364
2011	Corpus Christi (AA)	1	5	5.08	31	0	0	0	1	39.0	46	29	22	4	2	26	31	4	1	.295
	Oklahoma City (AAA)	0	1	17.47	4	0	0	0	0	5.2	16	11	11	1	0	6	0	0	0	.552
	Lancaster (A)	0	0	2.03	10	0	0	0	2	13.1	8	3	3	0	0	3	17	0	0	.163
2012	Lancaster (A)	0	3	3.66	45	0	0	0	8	66.1	69	31	27	5	2	21	62	3	0	.265
2013	Corpus Christi (AA)	6	3	3.20	40	0	0	0	7	56.1	57	21	20	2	3	20	25	3	0	.273
	Oklahoma City (AAA)	0	0	1.64	10	0	0	0	0	11.0	14	2	2	0	2	2	11	0	0	.318
MINOR LEAGUE TOTALS		17	23	3.71	240	13	0	0	35	378.1	399	183	156	27	12	138	325	24	2	.276

VALDEZ, GABRIEL - RIGHT-HANDED PITCHER

Height: 6-2	Weight: 185	Bats: R	Throws: R																	
Born: Oct. 25, 1995 - Panama, PAN		Hometown: Bani, PAN																		
Recommended/Signed By: Oz Ocampo/Roman Ocumarez/Jose Lima																				
How Obtained: Signed by the Astros as a non-drafted free agent on Dec. 16, 2013.																				
Year	Team	W	L	ERA	G	GS	CG	SHO	SV	IP	H	R	ER	HR	HB	BB	SO	WP	BK	AVG
2014 will be his first professional season																				

VASQUEZ, DANRY - OUTFIELDER

Height: 6-3	Weight: 180	Bats: L	Throws: R																	
Born: Jan. 8, 1994 - Miranda, VZ		Hometown: Miranda, VZ																		
School: Colegio Privado Nuestros Simbolos																				
Recommended/Signed By: Oscar Garcia/Pedro Chavez/Miguel Garcia/Tom Moore (DET)																				
How Obtained: Acquired from Detroit along with a PTBNL (David Paulino) in exchange for RHP Jose Veras on July 29, 2013...originally signed by the Tigers as a non-drafted free agent on July 2, 2010.																				
Career Highlights: 2012: Connecticut Player of the Year...New York-Penn League All-Star...led the NYPL in hits and ranked third in games, fourth in total bases (116) and seventh in batting average...led NYPL outfielders with four double plays...ranked by <i>Baseball America</i> as the No. 6 prospect in the Tigers organization and the No. 9 prospect in the New York-Penn League...2011: Ranked by <i>Baseball America</i> as the No. 18 prospect in the Tigers system and the No. 10 prospect in the GCL...2010: Tabbed by <i>Baseball America</i> as the Tigers No. 24 prospect.																				
Year	Team	AVG	G	AB	R	H	2B	3B	HR	RBI	BB	SO	SB	CS	OBP	SLG	SF	SH	HB	E
2011	GCL Tigers (R)	.272	54	206	25	56	8	1	2	30	7	34	3	2	.306	.350	2	5	4	1
2012	West Michigan (A)	.162	29	99	5	16	3	0	1	7	7	20	0	0	.218	.222	3	2	1	3
	Connecticut (A)	.311	72	289	36	90	16	2	2	35	13	45	6	4	.341	.401	2	5	1	2
2013	West Michigan (A)	.283	97	375	47	106	16	5	6	40	31	56	9	8	.334	.400	6	8	1	11
	Quad Cities (A)	.288	32	118	12	34	2	1	3	20	6	15	2	0	.323	.398	2	1	1	0
MINOR LEAGUE TOTALS		.278	284	1087	125	302	45	9	14	132	64	170	20	14	.319	.374	15	21	8	17



PLAYER
DEVELOPMENT

SCOUTING & PLAYER DEVELOPMENT

VELASQUEZ, VINCENT - RIGHT-HANDED PITCHER

Height: 6-3 **Weight:** 203 **Bats:** S **Throws:** R
Born: June 7, 1992 - Montclair, CA **Hometown:** Pomona, CA
School: Garey HS (CA) **Recommended/Signed By:** Tim Costic/Bobby Heck
How Obtained: Selected by the Astros in the second round of the June 2010 draft.



Career Highlights: 2014: Ranked as a top 10 Astros prospect by *Baseball America* (#6), *Baseball Prospectus* (#6) and *ESPN.com* (#7)...ranked by *ESPN.com* as the No. 82 prospect in the game...tabbed as having the best changeup in the Astros system by *BA*...2013: Ranked tied for second in the Midwest League in strikeouts while leading the league in strikeouts per 9.0 innings (10.06)...rated by *Baseball America* as the No. 13 prospect in the Houston system...2012: Ranked by *Baseball America* as the Astros No. 27 prospect...tabbed by the publication as the No. 14 prospect in the New York-Penn League following the season...2011: Tabbed by *BA* as the Astros No. 12 prospect...2010: Ranked by *Baseball America* as the No. 11 prospect in the Appalachian League following the season.

Year	Team	W	L	ERA	G	GS	CG	SHO	SV	IP	H	R	ER	HR	HB	BB	SO	WP	BK	AVG
2010	Greeneville (R)	2	2	3.07	8	6	0	0	0	29.1	24	12	10	4	2	5	25	0	0	.216
2011										DNP (due to injury)										
2012	Tri-City (A)	4	1	3.35	9	9	0	0	0	45.2	37	19	17	2	3	17	51	4	2	.223
2013	Quad Cities (A)	9	4	3.19	25	16	0	0	3	110.0	90	43	39	7	6	33	123	5	1	.221
	Lancaster (A)	0	2	6.14	3	3	0	0	0	14.2	14	10	10	2	2	8	19	1	0	.259
MINOR LEAGUE TOTALS		15	9	3.43	45	34	0	0	3	199.2	165	84	76	15	13	63	218	10	3	.223

VILLARROEL, EDWIN - LEFT-HANDED PITCHER

Height: 6-3 **Weight:** 165 **Bats:** L **Throws:** L
Born: May 18, 1995 - El Callao, VZ **Hometown:** El Callao, VZ
Recommended/Signed By: Felix Francisco/Oscar Alvarado/Miguel Chacoa
How Obtained: Signed by the Astros as a non-drafted free agent on July 13, 2011.
Career Highlights: 2012: DSL All-Star...DSL Astros Pitcher of the Month, August.

Year	Team	W	L	ERA	G	GS	CG	SHO	SV	IP	H	R	ER	HR	HB	BB	SO	WP	BK	AVG
2012	DSL Astros (R)	4	7	2.25	14	11	0	0	0	68.0	68	39	17	1	2	24	22	6	0	.260
2013	DSL Astros (R)	5	5	2.51	14	14	0	0	0	64.2	60	21	18	4	3	14	44	2	1	.250
MINOR LEAGUE TOTALS		9	12	2.37	28	25	0	0	0	132.2	128	60	35	5	5	38	66	8	1	.255

WALTER, ANDREW - RIGHT-HANDED PITCHER

Height: 6-4 **Weight:** 204 **Bats:** R **Throws:** R
Born: Oct. 18, 1990 - Glendale, AZ **Hometown:** Peoria, AZ
School: Yavapai College (AZ) **Recommended/Signed By:** Mike Brown
How Obtained: Signed by the Astros as a non-drafted free agent on July 17, 2011.



Career Highlights: 2013: Made four straight scoreless appearances in five total outings in the Midwest League playoffs (1 win, 3 saves).

Year	Team	W	L	ERA	G	GS	CG	SHO	SV	IP	H	R	ER	HR	HB	BB	SO	WP	BK	AVG
2011	GCL Astros (R)	0	0	2.45	4	0	0	0	0	7.1	6	2	2	0	0	1	4	0	0	.222
	Tri-City (A)	0	0	3.00	2	2	0	0	0	6.0	6	3	2	0	3	4	8	3	0	.261
2012	GCL Astros (R)	0	0	0.00	2	0	0	0	0	4.0	1	0	0	0	1	1	6	1	0	.083
	Greeneville (R)	0	0	2.75	13	0	0	0	0	19.2	18	6	6	3	2	11	27	3	0	.240
2013	Tri-City (A)	1	0	2.49	14	0	0	0	2	25.1	16	8	7	2	2	3	26	3	0	.184
	Quad Cities (A)	1	0	0.00	6	0	0	0	3	12.2	6	0	0	0	0	2	10	1	0	.140
MINOR LEAGUE TOTALS		2	0	2.04	41	2	0	0	5	75.0	53	19	17	5	8	22	81	11	0	.199

WALTERS, BLAIR - LEFT-HANDED PITCHER

Height: 6-0 **Weight:** 198 **Bats:** L **Throws:** L
Born: Nov. 8, 1989 - Van Nuys, CA **Hometown:** Oak Park, CA
School: University of Hawaii **Recommended/Signed By:** Gary Woods (CWS)
How Obtained: Acquired from the Chicago White Sox along with RHP Matt Heidenreich and a PTBNL (RHP Chris Devenski) in exchange for RHP Brett Myers on July 21, 2012...was originally selected by the White Sox in the 11th round of the June 2011 draft.



Career Highlights: 2012: Ranked by *Baseball America* as the No. 26 prospect in the White Sox system...South Atlantic League Midseason All-Star...SAL Pitcher of the Week, May 14-21...2011: Pioneer League Pitcher of the Year...Pioneer League Postseason All-Star...Pioneer League Pitcher of the Week, July 11-18...led the Pioneer League in wins.

Year	Team	W	L	ERA	G	GS	CG	SHO	SV	IP	H	R	ER	HR	HB	BB	SO	WP	BK	AVG
2011	Great Falls (R)	9	0	4.03	14	13	0	0	0	73.2	72	36	33	6	3	17	72	5	0	.257
2012	Kannapolis (A)	3	3	2.88	13	13	0	0	0	72.0	61	27	23	6	5	18	69	4	0	.226
	Winston-Salem (A)	1	3	7.01	5	5	0	0	0	25.2	38	20	20	3	3	4	24	4	1	.345
	Lancaster (A)	3	3	7.62	8	8	0	0	0	39.0	49	36	33	8	2	15	34	3	0	.301
2013	Lancaster (A)	6	2	7.36	34	5	0	0	0	73.1	101	71	60	14	3	40	69	5	0	.320
	Oklahoma City (AAA)	0	0	4.15	1	1	0	0	0	4.1	4	2	2	0	0	3	4	0	0	.267
MINOR LEAGUE TOTALS		22	11	5.34	75	45	0	0	0	288.0	325	192	171	37	16	97	272	21	1	.282

SCOUTING & PLAYER DEVELOPMENT

WATES, AUSTIN - OUTFIELDER

Height: 6-1 **Weight:** 209 **Bats:** R **Throws:** R
Born: Sept. 2, 1988 - Seattle, WA **Hometown:** Richmond, VA
School: Virginia Tech **Recommended/Signed By:** Everett Stull/Clarence Johns



How Obtained: Selected by the Astros in the third round of the June 2010 draft.
Career Highlights: **2013:** Played in 27 games in the Puerto Rican Winter League...ranked by *Baseball America* as the Astros No. 26 prospect...**2012:** Tabbed by BA as the No. 18 prospect in the Astros system...Texas League Postseason All-Star...**2011:** Ranked by BA as Houston's No. 9 prospect...Lancaster Team MVP...Lancaster Defensive Player of the Month, August...MiLB.com Organization All-Star.

Year	Team	AVG	G	AB	R	H	2B	3B	HR	RBI	BB	SO	SB	CS	OBP	SLG	SF	SH	HB	E
2010	GCL Astros (R)	.000	1	3	1	0	0	0	0	0	0	2	0	0	.250	.000	0	0	1	0
	Tri-City (A)	.316	12	38	11	12	2	1	1	6	8	6	9	0	.447	.500	0	0	1	0
2011	Lancaster (A)	.300	132	526	85	158	23	9	6	75	47	86	26	7	.366	.413	6	2	11	5
2012	Corpus Christi (AA)	.304	95	359	58	109	16	4	7	48	31	71	17	11	.375	.429	2	6	11	4
	GCL Astros (R)	.556	3	9	2	5	0	0	1	2	0	2	0	0	.556	.889	0	0	0	0
2013	Corpus Christi (AA)	.310	23	87	14	27	3	3	1	5	14	18	11	1	.423	.448	0	0	3	1
	Oklahoma City (AAA)	.306	15	49	5	15	2	0	0	5	2	3	4	0	.346	.347	0	2	1	0
MINOR LEAGUE TOTALS		.304	281	1071	176	326	46	17	16	141	102	188	67	19	.377	.424	8	10	28	10

WEILAND, KYLE - RIGHT-HANDED PITCHER

Height: 6-4 **Weight:** 195 **Bats:** L **Throws:** R
Born: Sept. 12, 1986 - Albuquerque, NM **Hometown:** Austin, TX
School: University of Notre Dame (IN) **Recommended/Signed By:** Chris Mears (BOS)



How Obtained: Acquired from Boston along with IF Jed Lowrie in exchange for RHP Mark Melancon on December 14, 2011...originally selected by the Red Sox in the third round of the June 2008 draft.
Career Highlights: **2012:** Ranked by *Baseball America* as the No. 22 prospect in the Boston organization...**2011:** Tabbed by BA as Boston's No. 20 prospect...**2010:** Named by *Baseball America* as the No. 26 prospect in the Boston organization...**2009:** Ranked by BA as the No. 23 prospect in the Red Sox organization...**2008:** *Baseball America* Short-Season All-Star...ranked by the publication as the No. 15 prospect in the New York-Penn League after the season.

Year	Team	W	L	ERA	G	GS	CG	SHO	SV	IP	H	R	ER	HR	HB	BB	SO	WP	BK	AVG
2008	Lowell (A)	3	3	1.50	15	10	0	0	0	60.0	36	17	10	1	8	10	68	1	1	.166
2009	Salem (A)	7	9	3.46	26	26	0	0	0	132.2	119	65	51	4	16	57	112	10	3	.240
2010	Portland (AA)	5	9	4.42	25	25	0	0	0	128.1	112	70	63	13	16	49	120	7	2	.236
2011	Pawtucket (AAA)	8	10	3.58	24	24	0	0	0	128.1	108	54	51	10	8	55	126	9	2	.232
	BOSTON	0	3	7.66	7	5	0	0	0	24.2	29	22	21	5	4	12	13	0	0	.287
	HOUSTON	0	3	6.62	3	3	0	0	0	17.2	24	13	13	5	0	7	13	1	1	.333
2012										DNP (due to injury)										
2013										DNP (due to injury)										
MINOR LEAGUE TOTALS		23	31	3.51	90	85	0	0	0	449.1	375	206	175	28	48	171	426	27	8	.227
MAJOR LEAGUE TOTALS		0	6	7.23	10	8	0	0	0	42.1	53	35	34	10	4	19	26	1	1	.306

WEST, AARON - RIGHT-HANDED PITCHER

Height: 6-1 **Weight:** 224 **Bats:** R **Throws:** R
Born: June 1, 1990 - Everett, WA **Hometown:** Snohomish, WA
School: University of Washington **Recommended/Signed By:** Paul Gale



How Obtained: Selected by the Astros in the 17th round of the June 2012 draft.
Career Highlights: **2013:** Led the California League in strikeout to walk ratio (6.59)...finished second in the league in walks per 9.0 innings ratio (1.41)...**2012:** New York-Penn League All-Star...Tri-City Pitcher of the Month, July.

Year	Team	W	L	ERA	G	GS	CG	SHO	SV	IP	H	R	ER	HR	HB	BB	SO	WP	BK	AVG
2012	Tri-City (A)	6	2	2.04	12	12	0	0	0	61.2	50	15	14	3	3	9	59	1	0	.218
2013	Lancaster (A)	10	8	5.22	26	21	0	0	0	108.2	134	71	63	7	4	17	112	3	1	.300
MINOR LEAGUE TOTALS		16	10	4.07	38	33	0	0	0	170.1	184	86	77	10	7	26	171	4	1	.273

WESTWOOD, KYLE - RIGHT-HANDED PITCHER

Height: 6-3 **Weight:** 224 **Bats:** R **Throws:** R
Born: April 13, 1991 - Tarpon Springs, FL **Hometown:** Tarpon Springs, FL
School: University of North Florida **Recommended/Signed By:** Gavin Dickey

How Obtained: Selected by the Astros in the 13th round of the June 2013 draft.
Career Highlights: **2013:** Went 2-0 with a 0.69 ERA (1ER/13IP) in the New York-Penn League playoffs...threw 7.0 shutout innings in Game 3 of the NYPL Championship clinching game.

Year	Team	W	L	ERA	G	GS	CG	SHO	SV	IP	H	R	ER	HR	HB	BB	SO	WP	BK	AVG
2013	Tri-City (A)	2	2	0.81	11	8	0	0	0	44.2	28	9	4	3	1	6	29	0	0	.173
MINOR LEAGUE TOTALS		2	2	0.81	11	8	0	0	0	44.2	28	9	4	3	1	6	29	0	0	.173

WHITE, TYLER - INFILDER

Height: 5-11 **Weight:** 238 **Bats:** R **Throws:** R
Born: Oct. 29, 1990 - Mooresboro, NC **Hometown:** Mooresboro, NC
School: Western Carolina University **Recommended/Signed By:** Tim Bittner

How Obtained: Selected by the Astros in the 33rd round of the June 2013 draft.

Year	Team	AVG	G	AB	R	H	2B	3B	HR	RBI	BB	SO	SB	CS	OBP	SLG	SF	SH	HB	E
2013	GCL Astros (R)	.365	18	63	11	23	9	0	1	15	7	7	0	2	.474	.556	1	0	7	4
	Greenville (R)	.344	18	64	10	22	3	0	2	12	7	8	2	0	.411	.484	1	0	1	2
	Tri-City (A)	.286	28	112	19	32	2	0	3	25	13	9	1	0	.362	.384	1	0	1	4
MINOR LEAGUE TOTALS		.322	64	239	40	77	14	0	6	52	27	24	3	2	.406	.456	3	0	9	10

SCOUTING & PLAYER DEVELOPMENT

WIERZBICKI, JESSE - INFIELDER

Height: 6-3 **Weight:** 210 **Bats:** R **Throws:** R
Born: Nov. 24, 1988 - Atlanta, GA **Hometown:** Sharpsburg, GA
School: University of North Carolina **Recommended/Signed By:** JD Allewa



How Obtained: Selected by the Astros in the 24th round of the June 2011 draft.

Career Highlights: 2012: Tri-City Team MVP... Tri-City Defensive Player of the Month, July.

Year	Team	AVG	G	AB	R	H	2B	3B	HR	RBI	BB	SO	SB	CS	OBP	SLG	SF	SH	HB	E
2011	Greenville (R)	.265	45	162	23	43	12	1	5	28	22	44	3	0	.358	.444	3	0	3	6
2012	Lexington (A)	.250	8	28	7	7	1	1	1	5	2	5	1	0	.344	.464	0	2	2	3
	Tri-City (A)	.297	70	256	46	76	11	3	5	40	29	50	19	5	.376	.422	4	0	6	5
2013	Quad Cities (A)	.264	87	330	45	87	21	2	6	54	39	59	9	4	.358	.394	4	0	12	7
	Lancaster (A)	.245	25	94	14	23	4	0	2	9	10	11	0	2	.351	.351	1	0	6	1
MINOR LEAGUE TOTALS		.271	235	870	135	236	49	7	19	136	102	169	32	11	.362	.409	12	2	29	22

WIK, MARC - OUTFIELDER

Height: 5-11 **Weight:** 220 **Bats:** L **Throws:** R
Born: July 18, 1992 - Fremont, CA **Hometown:** Fremont, CA
School: Chabot College (CA) **Recommended/Signed By:** Joe Graham



How Obtained: Selected by the Astros in the 21st round of the June 2012 draft.

Career Highlights: 2013: Led the Appalachian League in on-base percentage and ranked second in walks.

Year	Team	AVG	G	AB	R	H	2B	3B	HR	RBI	BB	SO	SB	CS	OBP	SLG	SF	SH	HB	E
2012	Greenville (R)	.235	40	119	22	28	3	0	1	11	21	46	3	6	.359	.286	0	2	2	3
2013	Greenville (R)	.266	48	139	22	37	4	2	0	9	40	26	1	4	.433	.324	0	3	1	0
MINOR LEAGUE TOTALS		.252	88	258	44	65	7	2	1	20	61	72	4	10	.401	.306	0	5	3	3

WIKOFF, BRANDON - INFIELDER

Height: 5-8 **Weight:** 175 **Bats:** L **Throws:** R
Born: April 5, 1988 - Peoria, IL **Hometown:** Peoria, IL
School: University of Illinois, Champaign **Recommended/Signed By:** Troy Hoerner



How Obtained: Selected by the Astros in the fifth round of the June 2009 draft.

Career Highlights: 2011: Texas League Player of the Month, April 25-May 1... Corpus Christi Defensive Player of the Month, May and August... 2010: Lancaster Defensive Player of the Month, April... 2009: Named Lexington Defensive Player of the Month, August.

Year	Team	AVG	G	AB	R	H	2B	3B	HR	RBI	BB	SO	SB	CS	OBP	SLG	SF	SH	HB	E
2009	Tri-City (A)	.287	28	101	12	29	4	1	0	2	10	10	2	2	.357	.347	0	4	1	5
	Lexington (A)	.276	39	156	16	43	2	2	0	17	10	20	3	5	.317	.314	1	0	0	4
2010	Lancaster (A)	.257	113	374	40	96	3	0	0	27	31	42	1	3	.315	.265	2	17	2	12
2011	Corpus Christi (AA)	.308	103	331	40	102	6	0	3	26	47	33	5	3	.398	.353	1	4	3	7
	Oklahoma City (AAA)	.154	4	13	0	2	0	0	0	0	1	6	0	1	.214	.154	0	1	0	0
2012	Corpus Christi (AA)	.190	22	63	7	12	2	0	0	2	9	6	1	0	.297	.222	1	3	1	3
2013	GCL Astros (R)	.143	3	7	2	1	0	0	0	0	2	1	0	0	.400	.143	0	0	1	2
MINOR LEAGUE TOTALS		.273	312	1045	117	285	17	3	3	74	110	118	12	14	.345	.303	5	29	8	33

SCOUTING & PLAYER DEVELOPMENT

2013 DRAFT RECAP

Rnd (Pick)	Player	POS	B-T	Ht./Wt.	Age	School/Hometown
1 (1)	Mark Appel	RHP	R-R	6-5/215	21	Stanford University/Houston, TX
2 (40)	Andrew Thurman	RHP	R-R	6-3/205	21	University of California, Irvine/Orange, CA
3 (74)	Kent Emanuel	LHP	L-L	6-4/215	21	University of North Carolina/Woodstock, GA
4 (107)	Conrad Gregor	1B	L-R	6-3/220	21	Vanderbilt University/Carmel, IN
5 (137)	Tony Kemp	2B	L-R	5-7/165	21	Vanderbilt University/Nashville, TN
6 (167)	Jacob Nottingham	C	R-R	6-3/200	18	Redlands HS/Redlands, CA
7 (197)	James Ramsay	CF	L-L	5-11/180	21	University of South Florida/Brandon, FL
8 (227)	Jason Martin	CF	L-R	5-10/175	17	Orange Lutheran HS/Orange, CA
9 (257)	Brian Holberton	C	L-R	5-10/190	20	University of North Carolina/Charlotte, NC
10 (287)	Austin Nicely	LHP	S-L	6-1/170	18	Spotswood HS/Penn Laird, VA
11 (317)	Devonte German	RHP	R-R	6-5/240	18	Bishop Manogue HS/Reno, NV
12 (347)	Chase McDonald	1B	R-R	6-4/260	21	East Carolina University/Greenville, NC
13 (377)	Kyle Westwood	RHP	R-R	6-3/190	22	University of North Florida/Tarpon Springs, FL
14 (407)	Chris Cotton	LHP	R-L	5-10/170	22	Louisiana State University/Shreveport, LA
15 (437)	James Farris	RHP	R-R	6-2/220	21	University of Arizona/Gilbert, AZ
16 (467)	Dillon Newman	RHP	R-R	6-2/185	21	Baylor University/Belton, TX
17 (497)	Alex Schick	RHP	R-R	6-6/180	18	Cathedral Catholic HS/San Diego, CA
18 (527)	Adam Nelubowich	3B	L-R	6-2/195	22	Washington State University/Edmonton, Alberta, CAN
19 (557)	Jake Rodriguez	C	R-R	5-9/195	21	Oregon State University/Elk Grove, CA
20 (587)	Daniel Pinerio	SS	R-R	6-6/200	19	Western Technical-Commercial HS/Toronto, ON
21 (617)	Jon Kemmer	LF	L-L	6-2/215	22	Brewton-Parker College/Shippensburg, PA
22 (647)	Sebastian Kessay	LHP	L-L	6-2/200	19	Scottsdale CC/Pinetop, AZ
23 (677)	Thomas Lindauer	SS	R-R	6-2/175	21	University of Illinois, Champaign/Moline, IL
24 (707)	Nathan Thornhill	RHP	R-R	6-1/180	21	University of Texas/Cedar Park, TX
25 (737)	Albert Minnis	LHP	R-L	6-0/190	21	Wichita State University/Lawrence, KS
26 (767)	William Chrismon	RHP	R-R	6-2/227	20	Christopher Newport University/Newport News, VA
27 (797)	Patrick Christensen	RHP	R-R	6-3/200	22	La Salle University/La Jolla, CA
28 (827)	Jordan Mills	LHP	L-L	6-5/208	21	St Mary's College/Shingle Springs, CA
29 (857)	Randall Fant	LHP	L-L	6-4/190	22	University of Arkansas/Texarkana, TX
30 (887)	Jorge Perez	RHP	R-R	5-11/170	19	Seminole State College/Jamaica, NY
31 (917)	Scott Burke	RHP	R-R	6-3/175	19	Glendora HS/Glendora, CA
32 (947)	Zach Morton	RHP	R-R	6-2/180	22	Northwestern University/Evanston, IL
33 (977)	Brian White	3B	R-R	5-11/225	22	Western Carolina University/Forest City, NC
34 (1007)	Brett Booth	C	R-R	5-10/205	22	University of Alabama/Northport, AL
35 (1037)	Kacy Clemens	RHP	L-R	6-2/200	18	Memorial HS/Houston, TX
36 (1067)	J.D. Osborne	LHP	R-L	6-5/225	22	Wofford College/Rochester, MI
37 (1097)	Josh Melendez	CF	R-R	5-11/190	22	University of New Mexico/Chandler, AZ
38 (1127)	Ronnie Mitchell	CF	L-L	5-11/200	21	Dallas Baptist University/Southlake, TX
39 (1157)	Juan Santos	RHP	R-R	6-4/240	17	Arlington Country Day School/Jacksonville, FL
40 (1187)	Tyler Brunnemann	RHP	R-R	6-2/225	22	Hardin Simmons University/Garden Ridge, TX

bold text denotes signed player (32 of 40)

* - Age listed at time of draft

SCOUTING & PLAYER DEVELOPMENT

ASTROS TOP DRAFT SELECTIONS (2008-2013)

2013 DRAFT

RD	NAME	POS	SCHOOL
1.	Mark Appel	RHP	Stanford Univ.
2.	Andrew Thurman	RHP	UC Irvine
3.	Kent Emanuel	LHP	Univ. of North Carolina
4.	Conrad Gregor	1B	Vanderbilt Univ.
5.	Tony Kemp	2B	Vanderbilt Univ.
6.	Jacob Nottingham	C	Redlands HS (CA)
7.	James Ramsay	CF	Univ. of South Florida
8.	Jason Martin	CF	Orange Lutheran HS (CA)
9.	Brian Holberton	C	Univ. of North Carolina
10.	Austin Nicely	LHP	Spotswood HS (PA)

2012 DRAFT

RD	NAME	POS	SCHOOL
1.	Carlos Correa	SS	P.R.B.A. HS (PR)
1A.	Lance McCullers	RHP	Jesuit HS (FL)
2.	Nolan Fontana	SS	Univ. of Florida
3.	Brady Rodgers	RHP	Arizona State Univ.
4.	Rio Ruiz	3B	Bishop Amat Memorial HS (CA)
5.	Andrew Aplin	CF	Arizona State Univ.
6.	Brett Phillips	CF	Seminole HS (FL)
7.	Preston Tucker	OF	Univ. of Florida
8.	Tyler Heineman	C	UCLA
9.	Daniel Minor	RHP	Texas A&M Univ. CC
10.	Joe Bircher	LHP	Bradley Univ. (IL)

2011 DRAFT

RD	NAME	POS	SCHOOL
1.	George Springer	CF	Univ. of Connecticut
2.	Adrian Houser	RHP	Locust Grove HS (OK)
3.	Jack Armstrong	RHP	Vanderbilt Univ.
4.	Chris Lee	LHP	Santa Fe CC
5.	Nick Tropeano	RHP	Stony Brook Univ.
6.	Brandon Meredith	LF	San Diego State Univ.
7.	Javaris Reynolds	CF	King HS (FL)
8.	Brandon Culbreth	RHP	Forsyth Country Day HS (NC)
9.	Jonas Dufek	RHP	Creighton Univ.
10.	Kyle Hallock	LHP	Kent State Univ.

2010 DRAFT

RD	NAME	POS	SCHOOL
1.	Delino DeShields	2B	Woodward Academy HS (GA)
1.	Mike Foltyniewicz	RHP	Minooka HS (IL)
1A.	Mike Kvasnicka	3B	Univ. of Minnesota
2.	Vincent Velasquez	RHP	Garey HS (CA)
3.	Austin Wates	RF	Virginia Tech Univ.
4.	Bobby Doran	RHP	Texas Tech. Univ.
5.	Ben Heath	C	Penn. State Univ.
6.	Adam Plutko	RHP	Glendora HS (CA)
7.	Roberto Pena	C	Eloisa Pascual HS (PR)
8.	Jake Buchanan	RHP	North Carolina State Univ.
9.	Thomas Shirley	LHP	Xavier Univ.
10.	Evan Grills	LHP	Sinclair SS (CAN)

2009 DRAFT

RD	NAME	POS	SCHOOL
1.	Jiovanni Mier	SS	Bonita HS (CA)
2.	Tanner Bushue	RHP	South Central HS (IL)
3.	Telvin Nash	LF	Griffin HS (GA)
3B.	Jonathan Meyer	3B	Simi Valley HS (CA)
4.	B.J. Hyatt	RHP	Univ. of South Carolina, Sumter
5.	Brandon Wikoff	SS	Univ. of Illinois
6.	Enrique Hernandez	SS	American Military Academy (PR)
7.	Dallas Keuchel	LHP	Univ. of Arkansas
8.	Brandt Walker	RHP	Stanford Univ.
9.	Ben Orloff	SS	UC Irvine
10.	Erik Castro	3B	San Diego State Univ.

2008 DRAFT

RD	NAME	POS	SCHOOL
1.	Jason Castro	C	Stanford Univ.
1A.	Jordan Lyles	RHP	Hartsville HS (SC)
2.	Jay Austin	OF	North Atlanta HS (GA)
3.	Chase Davidson	1B	Milton HS (GA)
3B.	Ross Seaton	RHP	Second Baptist School (TX)
4.	T.J. Steele	OF	Univ. of Arizona
5.	David Duncan	LHP	Georgia Tech.
6.	J.B. Shuck	OF	Ohio State Univ.
7.	Jon Gaston	OF	Univ. of Arizona
8.	Brad Dydalewicz	LHP	Lake Travis HS (TX)
9.	Luis Cruz	LHP	Academia Santa Monica (PR)
10.	Jarred Holloway	LHP	St. Petersburg Col. (FL)

*Navy tint indicates player signed

*Orange tint indicates player made the Majors with the Astros

SCOUTING & PLAYER DEVELOPMENT

ASTROS TOP DRAFT SELECTIONS (2002-2007)

2007 DRAFT

RD	NAME	POS	SCHOOL
3.	Derek Dietrich	3B	St. Ignatius HS (OH)
4.	Brett Eibner	RHP	The Woodlands HS (TX)
5.	Collin DeLome	OF	Lamar Univ.
6.	David Dinelli	RHP	Sierra College
7.	Russell Dixon	2B	Auburn Univ.
8.	Chad Bettis	RHP	Monterey HS (TX)
9.	Luis Pardo	RHP	Florida Gulf Coast Univ.
10.	Matt Cusick	2B	Univ. of Southern Calif.

2006 DRAFT

RD	NAME	POS	SCHOOL
1.	Max Sapp	C	Bishop Moore HS (FL)
2.	Sergio Perez	RHP	Univ. of Tampa
3.	Nicholas Moresi	OF	Calif. State Univ. Fresno
4.	Chris Johnson	3B	Stetson Univ.
5.	Casey Hudspeth	RHP	Univ. of South Florida
6.	Bud Norris	RHP	Calif. Polytechnic State Univ.
7.	David Qualben	LHP	Pace Univ.
8.	Jimmy Van Ostrand	OF	Calif. Polytechnic State Univ.
9.	Greg Buchanan	2B	Rice Univ.
10.	Nate Karns	RHP	James W. Martin HS (TX)

2005 DRAFT

RD	NAME	POS	SCHOOL
1.	Brian Bogusevic	LHP	Tulane Univ.
1s.	Eli Iorg	OF	Univ. of Tennessee
2.	Ralph Henriquez	C	Key West HS (FL)
3.	Tommy Manzella	SS	Tulane Univ.
3.	Josh Lindblom	RHP	Harrison HS (IN)
4.	Josh Flores	OF	Triton College
5.	Billy Hart	3B	Univ. of Southern Calif.
6.	Brandon Barnes	OF	Cypress College
7.	Timothy Johnson	SS	Wissahickon Senior HS (PA)
8.	Koby Clemens	3B	Memorial HS (TX)
9.	Jordan Meaker	RHP	Flower Mound HS (TX)
10.	Allen Langdon	OF	Eagle HS (ID)

2004 DRAFT

RD	NAME	POS	SCHOOL
2.	Hunter Pence	OF	Univ. of Texas at Arlington
3.	Jordan Parraz	OF	College of Southern Nevada
4.	Lou Santangelo	C	Clemson Univ.
5.	Mitch Einertson	2B	Rancho Buena Vista HS (CA)
6.	Ben Zobrist	2B	Dallas Baptist Univ.
7.	Andrew Alvarado	RHP	Chabot College
8.	Evan Englebrook	RHP	Shippensburg Univ. of PA
9.	Troy Patton	LHP	Tomball HS (TX)
10.	Eric Cavers	C	Franklin Pierce Univ.

2003 DRAFT

RD	NAME	POS	SCHOOL
2.	Jason Hirsh	RHP	California Lutheran Univ.
3.	Drew Stubbs	OF	Atlanta HS (TX)
4.	Josh Anderson	OF	Eastern Kentucky Univ.
5.	Josh Muecke	LHP	Loyola Marymount Univ.
6.	Cliff Davis	RHP	Eupora HS (MS)
7.	Jeffrey Jorgensen	OF	Rice Univ.
8.	Mike Collar	RHP	Univ. of Maine at Orono
9.	Brock Koman	3B	Univ. of Michigan
10.	Beau Hearod	OF	Univ. of Alabama

2002 DRAFT

RD	NAME	POS	SCHOOL
1.	Derek Grigsby	RHP	Northeast Texas. Comm. College
2.	Mitch Talbot	RHP	Canyon View HS (UT)
3.	Rory Shortell	RHP	San Diego State Univ.
4.	Mark McLemore	LHP	Oregon State Univ.
5.	Pat Misch	LHP	Western Michigan Univ.
6.	John Duran	RHP	St. Mary's Univ. (TX)
7.	Scott Robinson	1B	Rancho Bernardo HS (CA)
8.	Billy Westhoff	RHP	Univ. of Dallas
9.	Andy Topham	SS	Stanford Univ.
10.	Brad Chedister	RHP	Panola College

*Navy tint indicates player signed

*Orange tint indicates player made the Majors with the Astros

2014 Schedule of PROMOTIONS

DATE	OPPONENT	PROMOTIONAL ITEM	SPONSOR
4/1	Yankees	Schedule Magnet	United
4/5	Angels	Gym Bag	Houston Methodist
4/6	Angels	Green Tote Bag	Houston Methodist
4/25	Athletics	Golf Umbrella	H-E-B
4/26	Athletics	Castro All-Star Bobblehead	Xfinity
4/27	Athletics	Dog Day	
5/3	Mariners	Cinco de Mayo	
5/3	Mariners	Los Astros T-shirt	Goya
5/17	White Sox	Bayou Bash	
5/17	White Sox	Astros Gnome	Academy Sports + Outdoors
5/30	Orioles	Civil Rights Game	
5/31	Orioles	Altuve Orange Jersey	Houston Methodist
6/14	Rays	Faith and Family Night ft. MercyMe	Houston Methodist
6/15	Rays	Father's Day BBQ Grill Set	Houston Methodist
6/28	Tigers	Orbit Rainbow Jersey	Coca-Cola
6/29	Tigers	Orbit Antenna	Coca-Cola
7/25	Marlins	Beach Towel	Coca-Cola
7/26	Marlins	Sunglasses	
8/1	Blue Jays	Lance Berkman Bobblehead	
8/2	Blue Jays	Andy Pettitte Replica Pinstripe Jersey	Waste Management
8/3	Blue Jays	Roy Oswalt Bobblehead	
8/8	Rangers	Cowboy Boot Mug	Xfinity
8/9	Rangers	Cowboy Hat	Xfinity
8/29	Rangers	Lone Star Series T-shirt	Houston Methodist
8/30	Rangers	Nolan & Reid Ryan Dual Bobblehead	Houston Methodist
9/20	Mariners	Fiestas Patrias	
9/21	Mariners	Team Poster	Houston Chronicle
Every Friday Night		Big & Bright Friday Night Fireworks	Marathon Oil Corporation
Every Thursday		Dollar Hot Dogs	H-E-B



2013 SEASON IN REVIEW



2013 SEASON IN REVIEW

2013 CLUB NOTES

THAT'S A FIRST: 2013 was the Astros inaugural season as an American League club after spending the first 51 seasons in franchise history (1962-2012) in the National League...the Astros became the first team in Major League history to move from the NL to the AL.

AL DEBUT: In their debut as an AL club, the Astros defeated the visiting Texas Rangers, 8-2, on March 31 at Minute Maid Park, in a nationally-televised game that kicked off the 2013 season for all of MLB...Astros Opening Night starting pitcher Bud Norris' jersey is on display at the National Baseball Hall of Fame in Cooperstown commemorating the club's first AL game.

4,000TH WIN: The Astros Opening Night, 8-2 win over the Rangers on March 31 was also the 4,000th win in franchise history.

THE 2013 SEASON: The Astros finished in 5th place in the AL Western Division with a 51-111 record (franchise record for losses)...they were 24-57 at home and 27-54 on the road.

RYAN NAMED PRESIDENT: On May 17, the Astros named **Reid Ryan** as President of Business Operations... Ryan was previously the President and CEO of Ryan-Sanders Baseball, which owned and operated the Astros' Double A affiliate Corpus Christi Hooks and currently owns and operates the Rangers' Triple A affiliate Round Rock Express... Ryan is the son of former Astro and Hall of Fame pitcher Nolan Ryan.

YOUNGBLOODS: For the majority of the 2013 season, the Astros had the youngest ML roster in the Majors...at season's end, their roster had an average age of 26.0 with 17 rookies...Houston had 14 players make their Major League debuts in 2013.

Youngest ML Rosters at Season's End

- | | |
|-------------------|------------------------|
| 1. Houston - 26.0 | 2. Chicago (AL) - 26.9 |
| 3. Miami - 27.0 | |

DOUBLE TROUBLE: The 168 double plays turned by the Astros were T-2nd in club history, trailing the club record of 175 set in 1999.

CLOSE CALLS: 83 games, or more than half of the Astros games, were decided by two runs or less...HOU was 18-35 in one-run games and 13-17 in two-run games.

YOUNG SKIPPER: The 2013 season was the first as a ML manager for **Bo Porter**... Porter, who turned 41 on July 5, was the youngest manager in the Majors.

CYCLING: On 7/19 vs. SEA, **OF Brandon Barnes** became the 7th different Astros player to hit for the cycle and the 1st since **Luke Scott** on 7/28/06 vs. ARI... prior to Barnes, **Craig Biggio** had been the last RHH to hit for the cycle (4/8/02 at COL)...Barnes, who ended up 5x5 on the night, was one of three ML players to hit for the cycle in 2013, joining LAA's Mike Trout (5/21 vs. SEA) and TEX's Alex Rios (9/23 vs. HOU).

ROAD WARRIOR: **OF Chris Carter** was one of the most productive hitters on the road in the AL in 2013, ranking among the league leaders in several categories: 19 HR (5th); 57 RBI (4th); .565 SLG (7th); .925 OPS (6th).

HISTORIC START: During his 10 starts while in the Astros starting rotation (7/12-9/9), rookie **RHP Jarred Cosart's** 1.95 ERA (13ER/60IP) was the lowest in the AL in that span...additionally, his 1.95 ERA is the lowest in franchise history for any pitcher in his first 10 ML starts...earned the victory in what was his ML debut, hurling 8.0 shutout innings in a 2-1 win on 7/12 at TB...became first pitcher in franchise history to throw 8.0 scoreless innings in his ML debut.

MATTY ICE: In what was his first full season in the Majors, 3B **Matt Dominguez** was solid both offensively and defensively...he ranked 2nd on the club in HR (21) and RBI (77)...in his age 23 season, he became the youngest Astro to reach 21 HR in a season since **Cesar Cedeno** hit 26 HR in 1974 at age 23...his 46 RBI from the 8th spot in the batting order set a franchise record and was tops in the Majors...defensively, he finished 2nd among AL 3rd basemen in assists (323) and total chances (431) and 4th in fielding pct. (.963).

2013 CLUB NOTES

OBIE-WON: After joining the Astros rotation on July 31, Astros rookie **LHP Brett Oberholtzer** posted a 2.24 ERA (16ER/64.1IP) in 10 starts, which was tops among AL southpaws and second in the AL overall in that span.

Lowest AL ERA - Since 7/31

1. Ubaldo Jimenez - 1.98 (14ER/63.2IP)
2. **Brett Oberholtzer** - 2.24 (16ER/64.1IP)
3. Hisashi Iwakuma - 2.27 (19ER/75.1IP)

THAT'S A RECORD: The 23 combined HR by Astros catchers were the most in franchise history and were T-1st in the AL with TEX and BAL ...the previous club record of 22 HR was set in 2000.

FOR STARTERS: In the 2nd half of the season, the Astros received solid production from four of their rookie starting pitchers...after July 12, **RHP Paul Clemens**, **RHP Jarred Cosart**, **LHP Brett Oberholtzer** and **RHP Brad Peacock** combined to post a 2.73 ERA (62ER/204.1IP) in their 34 starts in that span.

STANDING TALL: **2B Jose Altuve** finished the season strong, leading the AL in batting avg. (.357) and the Majors in hits (41) in the month of September...his 41 hits in September were the 3rd-highest total for the month in franchise history, trailing **Richard Hidalgo** (49 in 2000) and **Cesar Cedeno** (47 in 1977)...Altuve had four, three-hit games and one, four-hit game in Sept.

FOR SEPTEMBER

Most Hits - MLB

1. **J. Altuve** - 41
2. M. Carpenter - 38
3. C. Blackmon - 37

Highest AVG - AL

1. **J. Altuve** - .357
2. C. Gentry .354
3. S. Perez - .352

ANNUAL HOUSTON BBWAA AWARDS:

The winners of the 2013 Astros team awards as voted by the Houston Chapter of the Baseball Writers Association of America were as follows:

MVP: C Jason Castro

Pitcher of the Year: LHP Brett Oberholtzer

Rookie of the Year: RHP Jarred Cosart

Darryl Kile Award: C Carlos Corporan

MLB Houston Area Player of the Year: 1B Paul Goldschmidt (ARI)

Fred Hartman Long & Meritorious Service Award: Steve Perry

CATCHING ON: **Jason Castro** had the finest offensive season by a catcher in franchise history in 2013...below are some highlights:

- became the 1st Astros catcher named to the All-Star team since Craig Biggio in 1991.
- became the 1st Astros player to win two Player of the Week awards in one season since Lance Berkman in 2008...first won the award for 5/20-26 (.579, 3 HR, 5 RBI) and then again for 8/19-25 (.529, 3 HR, 5 RBI, 1.913 OPS).
- set club records for a catcher in several categories, including for HR (18), doubles (35), SLG (.485) and OPS (.835).
- his 1.067 OPS for August ranked 3rd in the AL behind Miguel Cabrera (1.162) and Mike Trout (1.090).
- selected as the club's MVP by the Houston chapter of the BBWAA.
- career-high 12-game hit streak (7/31-8/14) was the longest by an Astros catcher since 2000 when Tony Eusebio hit in 24 straight.
- finished 2nd among AL catchers in WAR (4.5) behind Joe Mauer (5.4).
- in his final 29 games (7/31-9/7), hit .333 with eight doubles, six HR and 21 RBI with an ML-best 1.053 OPS in that span.

SUCCESSFUL JOURNEY: From May 29-June 3, the Astros were 6-0 on a six-game road trip, going 2-0 at COL and 4-0 at LAA, respectively...this trip marked the first time an Astros club had gone 6-0 or better on a road trip since going 7-0, Sept. 3-9, 1999 (3-0 at MTL, 4-0 at PHI)... additionally, the Astros 6-game road win streak was their longest since winning six straight, July 18-22, 2005.

"EXKLUSIVE" COMPANY: The 18 K's registered by Astros pitchers in a 14-inn., 7-3 loss vs. DET on May 2 were the most by an Astros staff since 7/6/08 at ATL, when they also K'd 18 in a 17-inn., 7-6 loss...the 18 K's are tied for the 3rd-highest total in franchise history.

Most K's In A Game - Astros Pitchers

1. 23 - 5/23/01 vs. CHC (16 inn., 1-0 Astros loss)
2. 20 - 4/15/68 vs. NYM (24 inn., 1-0 Astros win)
3. 18 - Several times, last, 5/2/13 vs. DET.

2013 SEASON IN REVIEW

2013 CLUB NOTES

SLUGFEST: The Astros had their most productive offensive night of the season in a 16-9 win on April 9 at SEA, tallying 22 hits with five HR...their 16 runs and 22 hits were the most by an Astros team since an 18-4 win on 8/3/10 at STL (22 H)...additionally, their 40 total bases in the win at SEA were their most since tallying 44 in a 14-4 win vs. the Cubs on 9/9/00 at Wrigley Field.

CHAPPY: Rookie **LHP Kevin Chapman** set a franchise record by not allowing an earned run in his first 13 career ML appearances in 2013, breaking the old mark of 12 set by **LHP Tom Martin** in 1997...for the season, Chapman posted a 1.77 ERA in 25 relief appearances with a .183 opp. avg.

MO'S FAREWELL: On the last day of the season (9/29), the Astros recognized Yankees closer **Mariano Rivera's** standout career with a pregame ceremony prior to what was the final ML game of his storied career...Rivera's former manager **Joe Torre** and his former Yankees teammate **Roger Clemens** took part in the ceremony along with Astros President **Reid Ryan** and General Manager **Jeff Luhnow**...the Astros presented Rivera with a specially-commissioned painting done by renowned baseball artist **Opie Otterstad**.

HEAD COUNT: The Astros used 50 different players in 2013, matching the club record set in 2012...in both seasons, 25 pitchers and 25 position players were used.

HOUSTON BASEBALL MEDIA WALL OF HONOR: Pioneering MLB Spanish broadcaster **Rene Cardenas** was officially inducted into the Houston Baseball Media Wall of Honor on Sept. 14 during a pregame ceremony at Minute Maid Park...Cardenas was elected by his peers in recognition of his 67 years of service to the Astros and Major League Baseball...in addition to being a part of the Colt .45s first Spanish broadcast team (1962-75), Cardenas was also a part of the Dodgers Spanish broadcast team, beginning in 1958.

JAKE OF ALL TRADES: On August 19 at TEX, **IF Jake Elmore** became the 1st player in franchise history to appear at pitcher and catcher in the same game...Elmore entered the game at catcher, catching 4.0 innings before pitching a scoreless 8th inning...this marked the first Major League appearances for Elmore at these two positions...he became the 14th player in Major League history to catch and pitch in the same game and is the first to do so since Jeff Mathis (TOR) on 7/25/12 vs. OAK...additionally, with his appearance in CF on 9/10 at SEA, Elmore became the 1st player in franchise history to play all nine positions in one season...the last time any ML player did this was in 2000: Scott Sheldon (TEX) and Shane Halter (DET).

ASTROS-VERACRUZ SERIES: At a 9/28 press conference, the Astros announced that they will host two exhibition games at Minute Maid Park on March 29-30 in 2014 vs. the Veracruz Red Eagles of the Mexican League...this will mark the first time that Veracruz has faced a ML club in a ML ballpark.

NEW COACHES: In October, the Astros made the following changes to the Major League coaching staff: **Brent Strom** (pitching coach), **Pat Listach** (third base coach), **Craig Bjornson** (bullpen coach) and **Ralph Dickenson** (assistant hitting coach)...**Dave Trembley** will return as the club's new bench coach.

LUHNOW TOPS BA DRAFT LIST: According to *Baseball America*, of the 750 players on 2013 Opening Day rosters, 572 of them (76 percent) came through the draft...those 572 players were selected by 93 different scouting directors...of those 93, the scouting director to produce the most Major Leaguers is Astros **GM Jeff Luhnow**, who drafted 21 players on this season's Opening Day rosters.

PLAYING CARDS: 17 of the 25 players on the St. Louis Cardinals 2013 postseason roster were drafted or signed as an amateur under **Jeff Luhnow's** watch...prior to being named Astros GM in Dec. of 2011, Luhnow oversaw the Cardinals amateur scouting and player development from 2003-11.

DOWN ON THE FARM

THAT'S A RECORD!: The Astros had a franchise-record six minor league affiliates qualify for the postseason in 2013... additionally, the Astros were the first organization with six domestic affiliates in the postseason since the Pirates in 2003.

CHAMPS!: The **Quad Cities River Bandits** and **Tri-City ValleyCats** both won their league championship titles... marked the sixth title in River Bandits history and their second in the last three seasons (were affiliated with STL from 2005-12)...for Tri-City, it marked their second title in the last four seasons... the Astros were one of three orgs. to have multiple championship teams (also SEA, KC).

FARMING SUCCESS: In 2013, the Astros combined minor league record of 476-360 (.569) was 2nd among all organizations..in 2012, the Astros had the top combined winning pct. among domestic farm clubs (were last overall in both 2010 and 2011).

1. **San Francisco Giants:** 436-324 (.574)

2. **Houston Astros:** 476-360 (.569)

3. **Washington Nationals:** 420-344 (.550)

DEADLINE DEALS: The Astros made four trades to acquire young talent during July of 2013:

July 29 - Acquired **OF Danry Vasquez** and a PTBNL (**RHP David Paulino**) from DET in exchange for RHP Jose Veras.

July 31 - Acquired **RHP Kyle Smith** from KC in exchange for OF Justin Maxwell....Acquired **LHP Josh Hader**, **OF L.J. Hoes** and a 2014 competitive balance pick (A) from BAL in exchange for RHP Bud Norris and international pool space.

July 2 - Acquired Double A **IF Ronald Torreyes** from CHC in exchange for international pool space.

ASTROS PURCHASE HOOKS: The Astros purchased the **Corpus Christi Hooks** baseball club from Ryan-Sanders Baseball LLC... the Hooks are now one of four minor league affiliates owned and operated by the Houston Astros, joining the Greeneville Astros, the Gulf Coast League Astros and the Dominican Summer League Astros.

TRADE REVIEW: Here is how MLB.com slotted the newly acquired prospects among the Astros top 20 prospects: **Hader** (#12), **Smith** (#15), **Hoes** (#18), **Vasquez** (#19)...prior to the trades, Hader and Hoes were rated by MLB. com as the Orioles #5 and #7 prospects respectively...Smith came in as the Royals #11 prospect while Vasquez was listed as the Tigers #6 prospect.

THE FUTURE: Along with the Mets, the Astros had more prospects participate in the SiriusXM All-Star Futures Game (7/14 at NYM) this year than any other MLB organization...**CF George Springer**, **2B Delino DeShields** and **SS Carlos Correa** each played in the game, while Corpus Christi Hooks manager **Keith Bodie** served on the coaching staff for the U.S. Team.

PLAYER OF THE YEAR: OF George Springer had one of the finest seasons in Minor League history en route to earning Astros Minor League Player of the Year honors...in 2013, he became the first minor leaguer in franchise history and the first since Grant Desme in 2009 to hit 30 homers and steal 30 bases in the same season...for his efforts, Springer was named Minor League Baseball's Offensive Player of the Year...Springer was one of just nine position players named to *Baseball America's* minor league All-Star Team, and was also named to MLB. com's All-Prospect Team...he finished the regular season with a combined 37 homers and 45 stolen bases between Triple A OKC and Double A Corpus Christi... Springer also finished among the top five players in all of the minors in runs (106), total bases (295), HR, RBI (108), SLG (.600), and OPS (1.010).

BEST IN THE MIDWEST: Even though **SS Carlos Correa** spent the 2013 season as the 2nd-youngest player in the Midwest League at 18-years-old, he still led the league in OPS (.872) while finishing 2nd in on-base percentage (.405) and 3rd in batting average (.320)...he also led all MWL shortstops in fielding percentage (.973)...in what was his first full minor league season, he was the youngest player in the MWL to receive Postseason All-Star honors.

2013 SEASON IN REVIEW

DOWN ON THE FARM

PITCHER OF THE YEAR: RHP David Martinez had the finest season of his career to earn Astros Minor League Pitcher of the Year honors...Martinez spent the majority of the season with Double A Corpus Christi, where he was 14-2 with a 2.02 ERA, earning Texas League Pitcher of the Year honors...he led the league in wins, ERA and WHIP (1.00) before being promoted to Triple A Oklahoma City on August 11...Martinez, who was a Postseason Texas League All-Star, eventually was called up to the big club, making four appearances for the Astros, all in relief.

WITH THE FIRST OVERALL PICK: The Astros selected Stanford University **RHP Mark Appel** with the first overall pick in the MLB First Year Player Draft on June 6... Appel went 10-4 with four complete games and a 2.12 ERA (25ER/106.1IP) as a senior this season at Stanford, recording 130 strikeouts in his 106.1 innings pitched while posting a .203 opponent's batting average...while in the Astros system, Appel went 3-1 with a 3.79 ERA in a combined 10 starts at Class A Quad Cities (8g) and Class A Short Season Tri-City (2g)...Appel pitched Quad Cities to a 5-1 victory on 8/25 at Burlington to clinch a playoff berth (5 IP, 1 R)

BEST PARKS: Modern Woodmen Park, the home of the **Quad Cities River Bandits**, was voted as the Best Minor League Ballpark after four weeks of nationwide voting by fans and readers of 10Best.com and USA TODAY...two other Astros affiliates home stadiums also made the top 10: **Corpus Christi's** Whataburger Field (#6) and **OKC's** Chickasaw Bricktown Ballpark (#9).

ABOUT THE RECORD

Overall Record:	51-111
Home Record:	24-57
--with Roof Open:	3-11
--with Roof Closed:	21-46
Road Record:	27-54
Current Streak:	Lost 15
Last Homestand:	0-3
Last Road Trip:	0-7
Last 5 Games:	0-5
Last 10 Games:	0-10
Series Record:	12-38-2
Sweeps:	3-17
Scoring 4 or More Runs:	38-35
Scoring 3 or Fewer Runs:	13-76
Shutouts:	5-14
In One-Run Games:	18-36
In Two-Run Games:	13-17
vs. Left-Handed Starters:	13-33
vs. Right-Handed Starters:	38-78
During the Day:	11-34
At Night:	40-77
When Scoring First:	32-42
Opponent Scores First:	19-69
Outhit Opponent:	30-24
Outhit by Opponent:	16-79
Equal Hits:	5-8
When Hitting Home Run:	38-54
No Home Runs:	13-57
Walkoff Home Runs:	1-1
Come-from-Behind Wins:	22
Largest Comeback:	3 runs
Losses After Leading:	55
Last At-Bat Wins/Losses:	10-15
Largest Blown Lead:	5 runs
Extra-Inning Games:	4-8
Different Batting Orders:	138
After Six Innings:	
Lead: 36-21 Tied: 12-12 Trail: 3-78	
After Seven Innings:	
Lead: 39-17 Tied: 9-10 Trail: 3-83	
After Eight Innings:	
Lead: 41-5 Tied: 7-12 Trail: 3-93	

2013 ATTENDANCE

	TOTAL	AVG
HOME	1,656,443	20,450
ROAD	2,236,523	27,611

IN THE COMMUNITY

COMMUNITY LEADERS PROGRAM:

The Astros Community Leaders program opened the gates of 14 fields at five different parks in 2013...those parks were sponsored by Halliburton (Diez Park), Schlumberger (Sunnyside Park), Calpine (Moody Park), Blue Cross and Blue Shield of Texas (Ingrando Park) and Occidental Petroleum (Melrose Park)...the parks are used by local youth baseball and softball leagues and The Astros Foundation's Urban Youth Academy...the program, jumpstarted by Owner and Chairman **Jim Crane**, will invest \$18 million in city-owned public youth baseball and softball fields in disadvantaged areas of Houston over the course of five years.

DANCING WITH THE 'STROS: The Astros Foundation and Minute Maid presented the first-ever **Dancing with the 'Stros** charitable event, which raised close to \$200,000 for The Astros Foundation's Urban Youth Academy...**2B Jose Altuve, RHP Jarred Cosart, OF Trevor Crowe, IF Jake Elmore and LHP Dallas Keuchel** competed with professional ballroom dance partners in front of a panel of judges, consisting of their Astros teammates...the winner of the dance-off competition was Keuchel.

PICNIC IN THE PARK: The Astros Foundation hosted hundreds of Astros fans to a sold-out **Picnic in the Park** in the outfield of Minute Maid Park on Father's Day, June 16...the entire 2013 Astros roster of players, Owner and Chairman **Jim Crane**, President **Reid Ryan**, GM **Jeff Luhnow** and skipper **Bo Porter** all participated in the charitable fundraiser which raised thousands of dollars for The Astros Foundation's Urban Youth Academy

ASTROS FOUNDATION ASSISTS OK RELIEF:

The Astros Foundation raised funds during the final homestand in May to assist the Red Cross relief efforts for the victims of the severe tornado that struck Oklahoma..."Jerseys Off Their Backs": a silent auction was held at the Astros Foundation Community Clubhouse on the main concourse for several of the Astros players' game-worn jerseys...additionally, Astros players wives sold Mystery Grab Bags containing autographed balls...fans cash donations were also collected...100% of the proceeds went to the Red Cross...the Astros Triple A affiliate is in Oklahoma City.

MLB DIVERSITY BUSINESS SUMMIT:

The Astros hosted the 2013 MLB Diversity Business Summit, which was held at the George R. Brown Convention Center on June 19...MLB Commissioner Bud Selig spoke at the event, which included representatives from all 30 clubs as well as several club owners, including Astros Owner and Chairman **Jim Crane**...the annual summit offers networking access to individuals interested in baseball careers and business opportunities in Major League and Minor League Baseball.

ASTROS SALUTE TO VETERANS: On Monday, November 11 the Astros and the Daughters of the American Revolution Texas Society will host a Salute to Veterans, presented by Occidental Petroleum... the highlight of the event is the screening of **Honor Flight: One Last Mission**, a documentary chronicling the trips of WWII veterans to Washington D.C to visit the memorial built in their honor, on the video board at Minute Maid Park... the free event will host thousands to honor our military, and especially those who served in WWII.

2013 SEASON IN REVIEW

2013 ASTROS DAY-BY-DAY

Date	Game	Opp.	W-L/Score	Rec.	Pos.	GB	Astros POR	Opp. POR	Save	Attend.	Hm. Attend.
3/31	1	TEX	W 8-2	1-0	1st	-	Norris (1-0)	Harrison (0-1)	Bedard (1)	41,307*	41,307
4/2	2	TEX	L 0-7	1-1	T-3rd	0.5	Harrell (0-1)	Darvish (1-0)	-	22,673	63,980
4/3	3	TEX	L 0-4	1-2	T-4th	1	Humber (0-1)	Ogando (1-0)	-	15,831	79,811
4/5	4	OAK	L 3-8	1-3	T-4th	2	Peacock (0-1)	Strally (1-0)	-	18,197	98,008
4/6	5	OAK	L 3-6	1-4	5th	2.5	Norris (1-1)	Colon (1-0)	Balfour (1)	18,685	116,693
4/7	6	OAK	L 3-9	1-5	5th	3.5	Harrell (0-2)	Anderson (1-1)	-	16,914	133,607
4/8	7	@SEA	L 0-3	1-6	5th	4	Humber (0-2)	Saunders (1-1)	Wilhelmson (1)	42,589	-
4/9	8	@SEA	W 16-9	2-6	5th	4	Clemens (1-0)	Maurer (0-2)	-	10,745	-
4/10	9	@SEA	W 8-3	3-6	T-3rd	4.5	Peacock (1-1)	Beavan (0-1)	-	10,493	-
4/12	10	@LAA	W 5-0	4-6	T-3rd	4.5	Norris (2-1)	Hanson (1-1)	-	37,674	-
4/13	11	@LAA	L 4-5	4-7	T-3rd	4.5	Veras (0-1)	Roth (1-0)	-	43,520*	-
4/14	12	@LAA	L 1-4	4-8	T-4th	4.5	Humber (0-3)	Wilson (1-0)	Frieri (2)	36,126	-
4/15	13	@OAK	L 2-11	4-9	T-4th	5.5	Bedard (0-1)	Milone (3-0)	-	10,689	-
4/16	14	@OAK	L 3-4	4-10	T-4th	6.5	Cruz (0-1)	Doolittle (1-0)	Balfour (2)	11,038	-
4/17	15	@OAK	L 5-7	4-11	5th	7.5	Norris (2-2)	Colon (2-0)	Balfour (3)	15,488	-
4/19	16	CLE	W 3-2	5-11	5th	6.5	Harrell (1-2)	Myers (0-3)	Veras (1)	17,241	150,848
4/20	17	CLE	L 6-19	5-12	5th	6.5	Humber (0-4)	Kluber (1-0)	-	19,904	170,752
4/21	18	CLE	L 4-5	5-13	5th	7	Ambriz (0-1)	Allen (1-0)	Perez (2)	22,005	192,757
4/22	19	SEA	L 1-7	5-14	5th	8	Peacock (1-2)	Hernandez (2-2)	-	23,201	215,958
4/23	20	SEA	W 3-2	6-14	5th	7	Norris (3-2)	Iwakuma (2-1)	Veras (2)	13,929	229,887
4/24	21	SEA	W 10-3	7-14	5th	7	Harrell (2-2)	Saunders (1-3)	-	11,686	241,573
4/25	22	@BOS	L 2-7	7-15	5th	8	Humber (0-5)	Bucholz (5-0)	-	30,093	-
4/26	23	@BOS	L 3-7	7-16	5th	9	Bedard (0-2)	Dempster (1-2)	-	29,312	-
4/27	24	@BOS	L 4-8	7-17	5th	9	Peacock (1-3)	Doubbront (3-0)	-	34,726	-
4/28	25	@BOS	L 1-6	7-18	5th	9	Norris (3-3)	Lackey (1-1)	-	36,527	-
4/29	26	@NYY	W 9-1	8-18	5th	8.5	Harrell (3-2)	Pettitte (3-2)	-	34,262	-
4/30	27	@NYY	L 4-7	8-19	5th	9.5	Humber (0-6)	Kuroda (4-1)	Rivera (10)	34,301	-
5/1	28	@NYY	L 4-5	8-20	5th	9.5	Clemens (1-1)	Logan (2-1)	Rivera (11)	34,117	-
5/2	29	DET	L 3-7 (14)	8-21	5th	9.5	Keuchel (0-1)	Putkonen (1-0)	-	16,624	258,197
5/3	30	DET	L 3-4	8-22	5th	10.5	Veras (0-2)	Smyly (2-0)	Valverde (3)	16,719	274,916
5/4	31	DET	L 2-17	8-23	5th	11.5	Harrell (3-3)	Scherzer (4-0)	-	21,266	296,182
5/5	32	DET	L 0-9	8-24	5th	12	Humber (0-7)	Verlander (4-2)	-	23,228	319,470
5/7	33	LAA	W 7-6	9-24	5th	11	Lyles (1-0)	Wilson (3-1)	Veras (3)	15,266	334,736
5/8	34	LAA	W 3-1	10-24	5th	11	Norris (4-3)	Blanton (0-6)	Veras (4)	12,906	347,642
5/9	35	LAA	L 5-6	10-25	5th	11.5	Ambriz (0-2)	Richards (2-3)	Frieri (5)	13,003	360,645
5/10	36	TEX	L 2-4	10-26	5th	12.5	Wright (0-1)	Ross (1-0)	Nathan (10)	20,293	380,938
5/11	37	TEX	L 7-8	10-27	5th	13.5	Humber (0-8)	Darvish (6-1)	Nathan (11)	27,188	408,126
5/12	38	TEX	L 7-12	10-28	5th	14.5	Lyles (1-1)	Tepesch (3-3)	-	19,730	427,856
5/13	39	@DET	L 2-7	10-29	5th	14.5	Norris (4-4)	Sanchez (4-3)	-	31,161	-
5/14	40	@DET	L 2-6	10-30	5th	15.5	Harrell (3-4)	Fister (5-1)	-	34,542	-
5/15	41	@DET	W 7-5	11-30	5th	15.5	Ambriz (1-2)	Albuquerque (0-1)	Veras (5)	40,315	-
5/17	42	@PIT	L 4-5	11-31	5th	16	Gonzalez (0-1)	Wilson (4-0)	-	29,743	-
5/18	43	@PIT	W 4-2 (11)	12-31	5th	16	Cisnero (1-0)	Morris (1-2)	Veras (6)	32,925	-
5/19	44	@PIT	L 0-1	12-32	5th	17	Harrell (3-5)	Locke (4-1)	Grilli (17)	28,471	-
5/20	45	KC	W 6-5	13-32	5th	16	Keuchel (1-1)	Guthrie (5-2)	Veras (7)	12,989	440,845
5/21	46	KC	L 3-7	13-33	5th	16	Clemens (1-2)	Chen (3-0)	-	12,302	-
5/22	47	KC	W 3-1	14-33	5th	16	Lyles (2-1)	Shields (2-5)	Veras (8)	12,324	465,471
5/24	48	OAK	L 5-6	14-34	5th	17	Veras (0-3)	Nesheh (1-0)	Balfour (10)	15,907	481,378
5/25	49	OAK	L 5-11	14-35	5th	18	Harrell (3-6)	Griffin (5-3)	-	18,591	499,969
5/26	50	OAK	L 2-6	14-36	5th	18	Keuchel (1-2)	Colon (5-2)	-	19,366	519,335
5/27	51	COL	W 3-2 (12)	15-36	5th	16.5	Clemens (2-2)	Lopez (1-2)	-	16,044	535,379
5/28	52	COL	L 1-2	15-37	5th	17	Veras (0-4)	Belisle (2-2)	Betancourt (11)	11,974	547,353
5/29	53	@COL	W 6-3	16-37	5th	16.5	Clemens (3-2)	Escalona (1-2)	-	26,881	-
5/30	54	@COL	W 7-5	17-37	5th	16.5	Harrell (4-6)	Nicasio (4-2)	Ambriz (1)	26,239	-
5/31	55	@LAA	W 6-3	18-37	5th	16.5	Keuchel (2-2)	Hanson (2-2)	Veras (9)	34,401	-
6/1	56	@LAA	W 2-0	19-37	5th	15.5	Norris (5-4)	Williams (4-2)	Veras (10)	40,087	-
6/2	57	@LAA	W 5-4	20-37	5th	15.5	Lyles (3-1)	Wilson (4-4)	Ambriz (2)	35,515	-
6/3	58	@LAA	W 2-1	21-37	5th	15	Bedard (1-2)	Blanton (1-9)	Veras (11)	30,010	-
6/4	59	BAL	L 1-4	21-38	5th	15	Harrell (4-7)	Tillman (5-2)	Johnson (19)	15,920	563,273
6/5	60	BAL	W 11-7	22-38	5th	15	Keuchel (3-2)	Garcia (2-3)	-	15,526	578,799
6/6	61	BAL	L 1-3	22-39	5th	15	Norris (5-5)	Gonzalez (3-2)	Johnson (20)	14,664	593,463
6/7	62	@KC	L 2-4	22-40	5th	15.5	Wright (0-2)	Herrera (3-4)	Holland (11)	24,808	-
6/8	63	@KC	L 2-7	22-41	5th	15.5	Bedard (1-3)	Santana (4-5)	-	28,055	-
6/9	64	@KC	L 0-2	22-42	5th	16	Ambriz (1-3)	Crow (2-1)	Holland (12)	20,723	-
6/10	65	@SEA	L 2-3	22-43	5th	17	Keuchel (3-3)	Iwakuma (7-1)	Wilhelmson (16)	12,811	-
6/11	66	@SEA	L 0-4	22-44	5th	17	Norris (5-6)	Harang (3-6)	-	10,266	-
6/12	67	@SEA	W 6-1	23-44	5th	17.5	Clemens (4-2)	Wilhelmson (0-2)	-	13,823	-
6/14	68	CWS	W 2-1	24-44	5th	16.5	Bedard (2-3)	Sale (5-5)	Veras (12)	20,496	613,959
6/15	69	CWS	W 4-3	25-44	5th	15.5	Harrell (5-7)	Danks (1-3)	Veras (13)	21,549	635,508
6/16	70	CWS	W 5-4	26-44	5th	15.5	Keuchel (4-3)	Santiago (2-5)	Veras (14)	25,829	661,337
6/17	71	CWS	L 2-4	26-45	5th	15.5	Norris (5-7)	Jones (3-4)	Reed (20)	13,870	679,707
6/18	72	MIL	W 10-1	27-45	5th	15.5	Lyles (4-1)	Figaro (1-1)	-	13,330	693,037
6/19	73	MIL	L 1-3	27-46	5th	15.5	Ambriz (1-4)	Axford (3-3)	Rodriguez (5)	15,866	708,903
6/20	74	MIL	W 7-4 (10)	28-46	5th	14.5	Ambriz (2-4)	Gonzalez (0-3)	-	17,803	726,706
6/21	75	@CHC	L 1-3	28-47	5th	15.5	Keuchel (4-4)	Garza (2-1)	Gregg (11)	33,119	-
6/22	76	@CHC	W 4-3	29-47	5th	14.5	Cisnero (2-0)	Gregg (2-1)	Veras (15)	38,870	-
6/23	77	@CHC	L 6-14	29-48	5th	15.5	Lyles (4-2)	Samardzija (5-7)	-	35,121	-
6/25	78	STL	L 5-13	29-49	5th	15.5	Harrell (5-8)	Westbrook (4-2)	-	19,271	745,977
6/26	79	STL	W 4-3	30-49	5th	15.5	Bedard (3-3)	Lynn (10-2)	Veras (16)	17,428	763,405
6/28	80	LAA	L 2-4	30-50	5th	17	Clemens (4-3)	De La Rosa (3-1)	Frieri (20)	20,498	780,903
6/29	81	LAA	L 2-7	30-51	5th	17	Lyles (4-3)	Blanton (2-10)	-	26,650	810,553
6/30	82	LAA	L 1-3	30-52	5th	18	Cisnero (2-1)	Wilson (8-5)	Frieri (21)	22,361	832,914

2013 SEASON IN REVIEW

2013 ASTROS DAY-BY-DAY

Date	Game	Opp.	W-L/Score	Rec.	Pos.	GB	Astros POR	Opp. POR	Save	Attend.	Hm. Atten.
7/1	83	TB	L 0-12	30-53	5th	18.5	Keuchel (4-5)	Moore (11-3)	-	12,722	845,636
7/2	84	TB	L 0-8	30-54	5th	19	Bedard (3-4)	Price (2-4)	-	19,631	865,267
7/3	85	TB	W 4-1	31-54	5th	18	Norris (6-7)	Hernandez (4-10)	Veras (17)	14,143	879,410
7/4	86	TB	L 5-7 (11)	31-55	5th	19	Fields (0-1)	Wright (2-1)	Rodney (18)	20,470	899,880
7/5	87	@ TEX	L 5-10	31-56	5th	20	Harrell (5-9)	Tejedor (4-6)	-	44,232	-
7/6	88	@ TEX	W 9-5	32-56	5th	19	Blackley (1-0)	Darvish (8-4)	-	44,272	-
7/7	89	@ TEX	L 4-5	32-57	5th	20.5	Bedard (3-5)	Burns (1-0)	Nathan (29)	36,746	-
7/9	90	@ STL	L 5-9	32-58	5th	21.5	Norris (6-8)	Wainwright (12-5)	Mujica (24)	43,836	-
7/10	91	@ STL	L 4-5	32-59	5th	21.5	Wright (0-3)	Maness (5-1)	Mujica (25)	44,313	-
7/12	92	@ TB	W 2-1	33-59	5th	20.5	Cosart (1-0)	Price (3-5)	Veras (18)	13,347	-
7/13	93	@ TB	L 3-4	33-60	5th	21.5	Harrell (5-10)	Hernandez (5-10)	Rodney (22)	20,409	-
7/14	94	@ TB	L 0-5	33-61	5th	22.5	Bedard (3-6)	Archer (4-3)	-	21,180	-
7/16 2013 All-Star Game (New York - NL)											
7/19	95	SEA	L 7-10	33-62	5th	22.5	Norris (6-9)	Saunders (9-8)	Wilhelmsen (20)	24,635	924,515
7/20	96	SEA	L 2-4	33-63	5th	22.5	Bedard (3-7)	Iwakuma (9-4)	Wilhelmsen (21)	25,733	950,248
7/21	97	SEA	L 5-12	33-64	5th	23.5	Lyles (4-4)	Hernandez (11-4)	-	38,838	989,086
7/22	98	OAK	L 3-4	33-65	5th	24.5	Wright (0-4)	Cook (3-2)	Balfour (26)	16,381	1,005,467
7/23	99	OAK	W 5-4	34-65	5th	23.5	Fields (1-1)	Balfour (0-2)	-	32,249	1,037,716
7/24	100	OAK	L 3-4	34-66	5th	24.5	Blackley (1-1)	Griffin (9-7)	Cook (2)	24,831	1,062,547
7/25	101	@ TOR	L 0-4	34-67	5th	24.5	Bedard (3-8)	Buerhle (6-7)	-	24,188	-
7/26	102	@ TOR	L 6-12	34-68	5th	25.5	Clemens (4-4)	Cecil (4-1)	-	24,088	-
7/27	103	@ TOR	W 8-6	35-68	5th	25.5	Keuchel (5-5)	Johnson (1-6)	Veras (19)	34,317	-
7/28	104	@ TOR	L 1-2	35-69	5th	26.5	Cisnero (2-2)	Janssen (3-0)	-	31,634	-
7/30	105	@ BAL	L 3-4	35-70	5th	27	Harrell (5-11)	Chen (6-3)	Johnson (36)	24,904	-
7/31	106	@ BAL	W 11-0	36-70	5th	26	Oberholtzer (1-0)	Gonzalez (8-5)	-	25,265	-
8/1	107	@ BAL	L 3-6	36-71	5th	26.5	Lyles (4-5)	Norris (7-9)	Johnson (37)	17,909	-
8/2	108	@ MIN	L 3-4 (13)	36-72	5th	26.5	Pressly (3-2)	Keuchel (5-6)	-	30,633	-
8/3	109	@ MIN	L 4-6	36-73	5th	27.5	Harrell (5-12)	Duensing (4-1)	Perkins (26)	38,078	-
8/4	110	@ MIN	L 2-3	36-74	5th	27.5	Peacock (1-4)	Thielbar (2-1)	Perkins (27)	34,780	-
8/5	111	BOS	W 2-0	37-74	5th	27	Oberholtzer (2-0)	Lackey (7-9)	Fields (1)	24,543	1,087,090
8/6	112	BOS	L 10-15	37-75	5th	27	Lyles (4-6)	Workman (2-1)	-	21,620	1,108,710
8/7	113	BOS	L 5-7	37-76	5th	27	Fields (1-2)	Tazawa (5-3)	Uehara (11)	22,205	1,130,915
8/9	114	TEX	L 5-9	37-77	5th	28	Zeid (0-1)	Garza (8-2)	Cotts (1)	23,673	1,154,588
8/10	115	TEX	L 4-5	37-78	5th	29	Harrell (5-13)	Fraser (3-2)	Nathan (34)	33,322	1,187,910
8/11	116	TEX	L 1-6	37-79	5th	30	Keuchel (5-7)	Perez (5-3)	-	22,922	1,210,832
8/12	117	TEX	L 1-2	37-80	5th	31	Oberholtzer (2-1)	Darvish (12-5)	Nathan (35)	18,712	1,229,544
8/13	118	@ OAK	W 5-4	38-80	5th	30	Lyles (5-6)	Colon (14-5)	Lo (1)	14,261	-
8/14	119	@ OAK	W 2-1 (11)	39-80	5th	30	Harrell (6-13)	Doolittle (3-4)	Fields (2)	18,278	-
8/15	120	@ OAK	L 0-5	39-81	5th	30.5	Bedard (3-9)	Gray (1-1)	-	16,487	-
8/16	121	@ LAA	W 8-2	40-81	5th	29.5	Peacock (2-4)	Williams (5-9)	-	39,074	-
8/17	122	@ LAA	L 5-6 (10)	40-82	5th	30.5	Fields (1-3)	Frieri (1-4)	-	40,246	-
8/18	123	@ LAA	W 7-5	41-82	5th	29.5	Oberholtzer (3-1)	Gutierrez (0-4)	Chapman (1)	36,896	-
8/19	124	@ TEX	L 5-16	41-83	5th	30.5	Harrell (6-14)	Garza (3-1)	-	32,113	-
8/20	125	@ TEX	L 2-4	41-84	5th	31.5	Cosart (1-1)	Cotts (5-2)	Nathan (37)	39,009	-
8/21	126	@ TEX	L 4-5	41-85	5th	32.5	Lo (0-1)	Nathan (4-2)	-	38,699	-
8/23	127	TOR	W 12-4	42-85	5th	32.5	Lyles (6-6)	Redmond (1-2)	-	21,186	1,250,730
8/24	128	TOR	W 8-5	43-85	5th	31.5	Peacock (3-4)	Wang (1-2)	Lo (2)	26,312	1,277,042
8/25	129	TOR	L 1-2	43-86	5th	31.5	Lo (0-2)	Buerhle (10-7)	Janssen (23)	21,407	1,298,449
8/26	130	@ CWS	W 10-8	44-86	5th	31.5	Martinez (1-0)	Reed (5-2)	Lyles (1)	13,404	-
8/27	131	@ CWS	L 3-4	44-87	5th	32.5	Bedard (3-10)	Veal (2-3)	Reed (36)	15,491	-
8/28	132	@ CWS	L 1-6	44-88	5th	33.5	Harrell (6-15)	Sale (10-12)	-	15,961	-
8/29	133	SEA	L 2-3	44-89	5th	34	Lyles (6-7)	Ramirez (5-1)	Farquhar (10)	22,203	1,320,652
8/30	134	SEA	L 1-7	44-90	5th	34	Peacock (3-5)	Walker (1-0)	-	13,869	1,334,521
8/31	135	SEA	L 1-3	44-91	5th	35	Keuchel (5-8)	Saunders (11-13)	Farquhar (11)	21,085	1,355,606
9/1	136	SEA	W 2-0	45-91	5th	34	Oberholtzer (4-1)	Furbush (2-5)	-	17,203	1,372,809
9/2	137	MIN	L 6-10	45-92	5th	34	Lo (0-3)	Roenicke (3-1)	-	14,287	1,387,096
9/3	138	MIN	L 6-9 (12)	45-93	5th	35	Chapman (0-1)	Thielbar (3-2)	Roenicke (1)	13,500	1,400,596
9/4	139	MIN	W 6-5	46-93	5th	34	Bedard (4-10)	Duensing (6-2)	-	14,869	1,415,465
9/5	140	@ OAK	W 3-2	47-93	5th	33.5	Peacock (4-5)	Gray (2-3)	Fields (3)	11,569	-
9/6	141	@ OAK	L 5-7	47-94	5th	34	Keuchel (5-9)	Griffin (13-9)	Balfour (37)	15,502	-
9/7	142	@ OAK	L 1-2	47-95	5th	35	Oberholtzer (4-2)	Straily (9-7)	Doolittle (1)	20,340	-
9/8	143	@ OAK	L 2-7	47-96	5th	36	Harrell (6-16)	Colon (15-6)	Anderson (3)	18,824	-
9/9	144	@ SEA	W 6-4	48-96	5th	35.5	Chapman (1-0)	Farquhar (0-3)	Fields (4)	9,808	-
9/10	145	@ SEA	W 13-2	49-96	5th	34.5	Lyles (7-7)	Saunders (5.18)	-	10,245	-
9/11	146	@ SEA	W 6-1	50-96	5th	34.5	Peacock (5-5)	Maurer (4-8)	Zeid (1)	11,656	-
9/13	147	LAA	W 9-7	51-96	5th	35	Keuchel (6-9)	Vargas (8-7)	Fields (5)	19,742	1,435,207
9/14	148	LAA	L 2-6	51-97	5th	36	Oberholtzer (4-3)	Weaver (10-8)	-	21,903	1,457,110
9/15	149	LAA	L 1-2	51-98	5th	37	Clemens (4-5)	Williams (8-10)	Frieri (34)	21,374	1,478,484
9/16	150	CIN	L 1-6	51-99	5th	37	Bedard (4-11)	Cueto (5-2)	-	15,449	1,493,933
9/17	151	CIN	L 0-10	51-100	5th	38	Lyles (7-8)	Leake (14-6)	-	25,582	1,519,515
9/18	152	CIN	L 5-6 (13)	51-101	5th	38	De Leon (0-1)	Simon (6-4)	Chapman (37)	29,701	1,549,216
9/19	153	@ CLE	L 1-2 (11)	51-102	5th	39	Cruz (0-2)	Shaw (5-3)	-	12,607	-
9/20	154	@ CLE	L 1-2 (7)	51-103	5th	40	Oberholtzer (4-4)	McAllister (9-9)	Shaw (1)	17,310	-
9/21	155	@ CLE	L 1-4	51-104	5th	41	Clemens (4-6)	Kazmir (9-9)	-	26,611	-
9/22	156	@ CLE	L 1-9	51-105	5th	42	Bedard (4-12)	Kluber (10-5)	-	26,168	-
9/23	157	@ TEX	L 0-12	51-106	5th	43	Lyles (7-9)	Holland (10-9)	-	33,743	-
9/24	158	@ TEX	L 2-3	51-107	5th	43	Peacock (5-6)	Cotts (6-3)	Nathan (41)	42,267	-
9/25	159	@ TEX	L 3-7	51-108	5th	43	Keuchel (6-10)	Perez (10-5)	-	43,207	-
9/27	160	NY Y	L 2-3	51-109	5th	44	Oberholtzer (4-5)	Warren (3-2)	Robertson (3)	29,486	1,578,702
9/28	161	NY Y	L 1-2	51-110	5th	44	Clemens (4-7)	Pettitte (11-11)	-	37,199	1,615,901
9/29	162	NY Y	L 1-5 (14)	51-111	5th	45	Harrell (6-17)	Daley (1-0)	-	40,542	1,656,443

2013 SEASON IN REVIEW

2013 W-L BREAKDOWNS

	HOME		ROAD		TOTALS	
	W	L	W	L	W	L
VS. BALTIMORE	1	2	1	2	2	4
VS. BOSTON	1	2	0	4	1	6
VS. NEW YORK	0	3	1	2	1	5
VS. TAMPA BAY	1	3	1	2	2	5
VS. TORONTO	2	1	1	3	3	4
TOTALS VS. EAST	5	11	4	13	9	24

	W	L	W	L	W	L
VS. CLEVELAND	1	2	0	4	1	6
VS. CHICAGO	3	1	1	2	4	3
VS. DETROIT	0	4	1	2	1	6
VS. KANSAS CITY	2	1	0	3	2	4
VS. MINNESOTA	1	2	0	3	1	5
TOTALS VS. CENTRAL	7	10	2	14	9	24

	W	L	W	L	W	L
VS. LOS ANGELES	3	6	7	3	10	9
VS. OAKLAND	1	8	3	7	4	15
VS. SEATTLE	3	7	6	3	9	10
VS. TEXAS	1	9	1	8	2	17
TOTALS VS. WEST	8	30	17	21	25	51

	W	L	W	L	W	L
VS. CHICAGO	0	0	1	2	1	2
VS. CINCINNATI	0	3	0	0	0	3
VS. COLORADO	1	1	2	0	3	1
VS. MILWAUKEE	2	1	0	0	2	1
VS. PITTSBURGH	0	0	1	2	1	2
VS. ST. LOUIS	1	1	0	2	1	3
TOTALS VS. N.L.	4	6	4	6	8	12

TOTALS VS. A.L.	20	51	23	48	43	99
OVERALL TOTALS	24	57	27	54	51	111

2013 MISCELLANEOUS WIN-LOSS

	HOME		ROAD		TOTALS	
	W	L	W	L	W	L
SHUTOUTS	2	6	3	8	5	14
SHO - INDIVIDUAL	1	0	0	4	1	4
EXTRA INNINGS	2	5	2	3	4	8
ONE-RUN DECISIONS	11	16	7	20	18	36
TWO-RUN DECISIONS	5	10	8	7	13	17
VS. LH STARTERS	7	19	6	14	13	33
VS. RH STARTERS	17	38	21	40	38	78
GRASS FIELDS	24	57	25	49	49	106
ARTIFICIAL FIELDS	0	0	2	5	2	5
DAY GAMES	6	19	5	16	11	35
NIGHT GAMES	18	38	22	38	40	76

	WON	LOST	SPLIT
	W	L	
Doubleheaders	none in 2013		
Starters	37	71	
Relievers	14	40	
Longest Streaks	6	15	

	W-L	PCT.	GB
Astros: 1st half	33-61	.351	-22.5
Astros: 2nd half	18-50	.265	-22.5

ASTROS BY MONTHS

	WON	LOST	PCT.
March	1	0	1.000
April	7	19	.269
May	10	18	.357
June	12	15	.444
July	6	18	.250
August	8	21	.276
September	7	20	.259

ASTROS BY DAYS

	WON	LOST	PCT.
Monday	7	13	.350
Tuesday	7	18	.280
Wednesday	14	11	.560
Thursday	3	10	.231
Friday	8	18	.308
Saturday	7	19	.269
Sunday	5	22	.185

ASTROS MISCELLANEOUS

	HOU	OPP
Double Plays Grounded Into	168	128
Triple Plays	0	0
Left On Base	1007	1202
Grand Slam HR	3	6
Home Runs-home	81	106
Home Runs-road	67	85

ASTROS LAST HOME RUNS

Player	Date	Opponent/Pitcher	AB Since	Rec.*
Altuve	9/13/13	LAA/Vargas	59	4-1
Barnes	9/18/13	CIN/Reynolds	23	1-7
Carter	9/22/13	@CLE/Kluber	22	14-11
Castro	8/26/13	@CWS/Rienzo	27	9-7
Clark	-	-	38	-
Corporan	8/12/13	TEX/Darvish	49	4-3
Crowe	5/10/13	TEX/Ogando	158	0-1
Dominguez	9/24/13	@TEX/Darvish	21	12-7
Elmore	8/6/13	BOS/Britton	39	1-1
Gonzalez	6/5/13	BAL/Garcia	67	4-0
Grossman	8/23/13	TOR/Oliver	48	2-2
Hoes	8/18/13	@LAA/Vargas	110	1-0
Krauss	9/15/13	LAA/Williams	32	0-4
Laird	9/25/13	@TEX/Perez	9	2-3
Martinez	6/22/13	@CHC/Wood	106	6-1
Pagnozzi	9/28/10	PIT/Burres	61	-
Paredes	5/21/13	KC/Davis	85	0-1
Stassi	-	-	7	-
Villar	9/9/13	@SEA/Saunders	70	1-0
Wallace	9/14/13	LAA/Weaver	19	1-10

* Team record when hitting a home run

ASTROS EJECTIONS

Date	Personnel	Umpire
8/7 vs. BOS	Porter	Carlson
	Arguing foul tip on strikeout (Castro)	
9/5 at OAK	Porter	Ripperger
	Disputing safe call at homeplate	
9/6 at OAK	Barnes	Porter
	Shouting from dugout (non-HBP call)	
9/8 at OAK	Porter	Wendelstedt
	Questioning the strike zone	

2013 SEASON IN REVIEW

2013 HIGHS AND LOWS

GENERAL

Longest Winning Streak.....	6, 5/29-6/3
Longest Winning Streak, Home.....	3, 6/14-16
Longest Winning Streak, Road.....	6, 5/29-6/3
Most Consecutive Losses.....	15, 9/14-Current
Most Consecutive Losses, Home.....	8, 9/14-Current
Most Consecutive Losses, Road.....	9, 4/13-28
Longest Game, Time.....	5:18, 9/18 vs. CIN (13 innings)
Shortest Game, Time.....	2:08, 9/20 at CLE (1:09 delay)
Longest Game, Innings.....	14 innings (2x), last, 9/29 vs. NYY
Best Homestand, Percentage.....	.714 (5-2), 6/14-20
Worst Homestand, Percentage.....	.000 (0-3), 9/27-29
Best Road Trip, Percentage.....	1.000, (6-0), 5/29-6/3
Worst Road Trip, Percentage.....	.000 (0-7), 9/19-25
Most Runners Left on Base.....	16, 9/18 vs. CIN
Double Plays Turned.....	4 (4x), last, 7/23 vs. OAK
Opponent Double Plays Turned.....	4, 5/18 at PIT
Most Errors.....	4, 5/30 at COL
Largest Margin of Victory.....	11 runs, 7/31 at BAL, 11-0 final
Largest Margin of Defeat.....	15, 5/4 vs. DET, 17-2 final
Biggest Comeback to Win... 3 (3x), last, 6/26 vs. STL, trailed 3-0, won 4-3	
Most Games Over .500.....	1, after game on 3/31
Biggest Lead Lost to Lose.....	5, 8/6 vs. BOS
Highest Attendance, Home.....	41,307, 3/31 vs. TEX
Highest Attendance, Road.....	44,313, 7/10 at STL

TEAM BATTING

Most Runs, Game.....	16, 4/9 at SEA
Fewest Runs, Game.....	0 (14x), last, 9/23 at TEX
Most Runs, Inning.....	6 (2x), last, (5th inning), 9/13 vs. LAA
Most Hits, Game.....	22, 4/9 at SEA
Most Hits, Inning.....	7 (1st inning), 4/9 at SEA
Fewest Hits, Game.....	1, 8/12 vs. TEX
Most Doubles, Game.....	8, 9/10 at SEA
Most Triples, Game.....	3, 8/23 vs. TOR
Most Homers, Game.....	6, 6/5 vs. BAL
Most Consecutive Games, Homer.....	8 (2x), last, 5/29-6/5
Most Consecutive Games, No Homer.....	6, 9/4-9
Most Extra-Base Hits, Game.....	10, 9/10 at SEA
Fewest Extra-Base Hits, Game.....	0 (14x), last, 9/23 at TEX
Most Total Bases, Game.....	40, 4/9 at SEA
Most Walks, Game.....	9, 9/18 vs. CIN
Fewest Walks, Game.....	0 (12x), last, 8/17 at LAA
Most Strikeouts, Game.....	19, 9/29 vs. NYY
Fewest Strikeouts, Game.....	3 (3x), last, 7/12 at TB
Most Stolen Bases, Game.....	6, 8/5 vs. BOS
Most Opponent Stolen Bases, Game.....	5, 5/30 at COL
Longest Scoreless Inning Streak.....	23 inn., 4/2 (1st)-4/5 (5th)

INDIVIDUAL BATTING

Most At-Bats, Game6 (12x), last, Villar/Dominguez, 9/29 vs. NYY	
Most Runs, Game.....	3 (9x), last, Castro, 8/24 vs. TOR
Most Hits, Game.....	5, Barnes, 7/19 vs. SEA
Most Consecutive Hits (in ABs).....	6, Barnes, (2nd-3rd), 7/19-20
Most Doubles, Game.....	3, Carter, 6/23 at CHC
Most Triples, Game.....	2 (2x), last, Villar, 8/23 vs. TOR
Most Home Runs, Game.....	2 (7x), last, Castro, 8/24 vs. TOR
Most RBI, Game.....	5 (3x), last, Barnes, 9/3 vs. MIN
Most Walks, Game.....	3 (3x), last, Crowe, 9/24 at TEX
Most Strikeouts, Game.....	5, J. Martinez, 5/27 vs. COL
Most Stolen Bases, Game.....	3 (3x), last, Altuve, 9/10 at SEA
Longest Hitting Streak.....	14, Grossman, 8/13-27

TEAM PITCHING

Fewest Runs, Game.....	0 (5x), last, 9/1 vs. SEA
Most Runs, Game.....	19, 4/20 vs. CLE
Fewest Hits, Game.....	1, 7/20 vs. SEA
Most Hits, Game.....	22, 4/20 vs. CLE
Fewest Walks, Game.....	0 (5x), last, 9/29 vs. NYY
Most Walks, Game.....	11, 5/9 vs. LAA
Most Strikeouts, Game.....	18, 5/2 vs. DET
Longest Scoreless Inning Streak...	17.2 inn., (7th-6th), 4/10-13

INDIVIDUAL PITCHING

Longest Winning Streak.....	3 (2x), last, Lyles, 5/22-6/18
Longest Losing Streak.....	8, Humber, 4/3-current
Most Innings Pitched, Starter.....	9.0, Oberholtzer, 9/1 vs. SEA
Most Innings Pitched, Relief.....	5.1, Clemens, 4/15 at OAK
Fewest Hits, Complete Game.....	4 (2x), last, Oberholtzer, 9/20 at CLE
Fewest Walks, Complete Game.....	1, Oberholtzer, 9/1 vs. SEA
Most Walks, Game.....	6 (3x), last, Harrell, 9/5 at TEX
Most Strikeouts, Game.....	10 (3x), last, Peacock, 8/4 at MIN
Most Strikeouts, Inning... 3 (21x), last, Bedard, 9/29 vs. NYY (1st)	
Most Hit By Pitch, Game.....	2 (4x), last, Bedard, 9/29 vs. NYY
Longest Scoreless Inning Streak	16.0, Oberholtzer, 7/5-8/5 (3g)

ASTROS HOME RUNS

Multi-HR Games	Season	Career
Altuve.....	0.....	0
Barnes.....	0.....	0
Carter.....	3.....	3
Castro.....	2.....	3
Clark.....	0.....	0
Corporan.....	0.....	0
Crowe.....	0.....	0
Dominguez.....	2.....	2
Elmore.....	0.....	0
Gonzalez.....	0.....	0
Grossman.....	0.....	0
Hoes.....	0.....	0
Krauss.....	0.....	0
Laird.....	0.....	0
Martinez.....	0.....	0
Pagnozzi.....	0.....	0
Paredes.....	0.....	0
Stassi.....	0.....	0
Villar.....	0.....	0
Wallace.....	1.....	2

2013 Grand Slams (3)

Player	Date	Opp./Pitcher(s)
Dominguez	6/18	MIL/Gorzelanny
Castro	7/31	@ BAL/GonzalezJ
Dominguez	9/13	LAA/Rasmus

2013 Opponent Grand Slams (5)

Player	Date	Opp./Pitcher(s)
Dirks	5/13	@ DET/Norris
Cruz	7/5	@ TEX/Harrell
Encarnacion	7/26	@ TOR/Ambriz
Colabello	9/2	MIN/Lo
Bruce	9/17	CIN/Lyles

2013 Back-to-Back Home Run

Combos (5)

Player	Date	Opp./Pitcher(s)
J. Martinez/Ankiel	4/19	CLE/Myers
Carter/Dominguez	5/30	@ COL/Lopez
Maxwell/Dominguez	7/27	@ TOR/Johnson
Carter/Dominguez	8/16	@ LAA/Blanton
Dominguez/Carter	8/26	@ CWS/Reed

2013 Pinch-Hit Home Runs (2)

Player	Date	Opp./Pitcher(s)
Ankiel	3/31	TEX/Lowe
Ankiel	4/17	@ OAK/Balfour

2013 SEASON IN REVIEW

2013 ASTROS BATTING LEADERS

Batting Average	Altuve	283
Games	Altuve/Dominguez	152
At-Bats	Altuve	626
Runs	Altuve/Carter	64
Hits	Altuve	177
Total Bases	Carter	228
Doubles	Castro	35
Triples	Altuve/Carter/Hoes/Maxwell/Villar	2
Home Runs	Carter	29
Runs Batted In	Carter	82
Sacrifice Hits	Gonzalez	8
Sacrifice Flies	Altuve	8
Hit by Pitches	Barnes	8

Walks	Carter	70
Intentional Walks	Altuve/Pena	5
Strikeouts	Carter	212
Stolen Bases	Altuve	35
Caught Stealing	Altuve	13
Grounded Into DP	Altuve	24
Errors	Dominguez/Villar	16
Slugging Percentage	Carter	.451
On-Base Percentage	Carter	.320
Pinch-Hit At-Bats	Krauss	15
Pinch Hits	Krauss	4
Pinch-Hit HR	Ankiel	2
Pinch-Hit RBI	Ankiel	4

RUNS BY INNING

	1	2	3	4	5	6	7	8	9	X	TOTAL
ASTROS	61	75	67	98	63	61	72	41	64	8	610
OPPS	103	73	93	127	85	95	87	108	59	18	848

2013 STARTING LINEUPS: BATTING ORDER

- Grossman (17-38), Villar (9-27), Altuve (10-23), Barnes (12-11), Elmore (2-6), Crowe (1-2), Pena (0-3), Maxwell (0-1)
- Altuve (28-57), Wallace (6-13), Hoes (5-12), Maxwell (4-8), Paredes (2-5), Barnes (2-3), Elmore (1-3), F. Martinez (1-3), Castro (1-2), Crowe (1-1), Cedeno (0-1), Grossman (0-1), Krauss (0-1), Pena (0-1)
- Castro (24-52), Altuve (12-22), Crowe (6-9), Carter (3-5), J.D. Martinez (2-4), Corporan (1-4), Dominguez (0-6), Laird (2-2), Krauss (0-4), Pena (1-2), Wallace (0-1)
- Carter (12-44), J.D. Martinez (15-18), Castro (10-17), Pena (3-13), Wallace (4-6), Corporan (4-3), Dominguez (1-5), Laird (2-2), Krauss (0-3)
- Carter (17-28), Pena (15-21), Dominguez (6-15), Corporan (5-10), Wallace (3-11), J.D. Martinez (3-11), Maxwell (1-4), Krauss (1-3), Castro (0-2), Cedeno (0-2), Laird (0-2), Ankiel (0-1), Crowe (0-1)
- Carter (13-19), Pena (10-11), J.D. Martinez (7-13), Dominguez (5-9), Wallace (4-8), Maxwell (2-8), Krauss (3-10), Corporan (2-8), Crowe (1-4), Barnes (0-5), Laird (0-6), F. Martinez (0-4), Cedeno (2-0), Ankiel (0-2), Castro (1-1), Paredes (1-1), Hoes (0-2)
- Barnes (10-18), Dominguez (8-18), Paredes (9-9), Cedeno (3-13), Wallace (4-9), Maxwell (4-6), Crowe (3-7), Ankiel (4-4), Hoes (2-5), Krauss (2-4), Corporan (1-4), Castro (0-3), J.D. Martinez (0-3), Carter (1-1), Elmore (0-2), Stassi (0-2), F. Martinez (0-1), Grossman (0-1), Villar (0-1)
- Dominguez (28-48), Barnes (5-19), Hoes (7-7), Corporan (2-8), Gonzalez (2-7), Cedeno (3-3), Ankiel (0-5), Pagnozzi (0-4), Clark (2-1), Elmore (1-2), Paredes (0-3), Crowe (1-0), Krauss (0-1), Wallace (0-1), Villar (0-2)
- Gonzalez (17-31), Barnes (7-23), Cedeno (5-11), Villar (8-10), Elmore (1-12), Clark (0-7), Grossman (2-4), Paredes (2-2), Crowe (2-1), Lyles (0-3), Bedard (2-0), Harrell (1-1), Norris (1-1), Krauss (1-1), Hoes (0-2), Dominguez (0-1), Keuchel (0-1), Pagnozzi (2-0)

STARTS BY POSITION

- C: Castro (32-63), Corporan (15-36), Clark (2-8); Pagnozzi (2-4)
 1B: Wallace (19-38), Carter (14-40), Pena (15-27), Laird (3-5)
 2B: Altuve (48-97), Elmore (2-8), Gonzalez (1-5), Paredes (0-1)
 SS: Villar (17-40), Gonzalez (18-32), Cedeno (13-24), Elmore (3-15)
 3B: Dominguez (48-101), Wallace (2-6), Laird (0-3), Gonzalez (0-1), Paredes (1-0)
 LF: J.D. Martinez (16-30), Carter (15-26), Grossman (12-25), Krauss (2-12), Crowe (6-8), F. Martinez (0-6), Barnes (0-2), Elmore (0-2)
 CF: Barnes (33-69), Grossman (7-18), Maxwell (7-16), Crowe (4-6), Hoes (0-1)
 RF: Hoes (14-26), Paredes (13-19), J.D. Martinez (7-14), Crowe (5-11), Ankiel (4-12), Maxwell (4-9), Barnes (3-8), Krauss (0-8), Carter (1-1), F. Martinez (0-2)
 DH: Carter (16-30), Pena (14-23), Castro (4-14), Krauss (5-7), J.D. Martinez (4-5), Cedeno (0-6), Altuve (2-5), Wallace (0-5), Laird (1-4), Stassi (0-2), Corporan (0-1), Dominguez (0-1), F. Martinez (1-0), Grossman (0-1), Hoes (0-1)

LAST AT-BAT WINS

No.-Date-Opp.	Score	Game-Winning Play
1-5/15-@DET	7-5	Corporan RBI double in top 9
2-5/18-@PIT	4-2 (11)	Dominguez RBI FC in top 11
3-5/27-COL	3-2 (12)	Barnes GR RBI double in bot. 12 (walkoff win #1)
4-6/12-@SEA	6-1	Carter 2-run double in top 9
5-6/20-MIL	7-4 (10)	Pena 3-run home run in bot. 10 (walkoff win #2)
6-6/22-@CHC	4-3	Cedeno RBI squeeze bunt in top 9
7-7/23-OAK	5-4	Villar scores from 2nd base on E-2 (walkoff win #3)
8-8/14-@OAK	2-1 (11)	Corporan RBI double in top 11
9-9/1-SEA	2-0	Castro RBI double in bottom 8th
10-9/4-MIN	6-5	Crowe RBI single in bottom 9th (walkoff win #4)

2013 DISABLED LIST

Player	Injury	DL On	DL Off	Games
Martinez, F	strained left oblique	3/27	4/20	16 (5-11)
White	right elbow strain	3/30	11/4	162 (51-111)
Fields	right forearm strain	4/4	5/31	51 (16-35)
Blackley	left shoulder strain	4/5	4/20	14 (4-9)
Martinez, J	right knee sprain	4/20	5/6	16 (3-13)
Maxwell	fractured left hand	4/24	6/18	51 (20-31)
Gonzalez, E	right shoulder sprain	5/26	9/7	92 (33-59)

Player	Injury	DL On	DL Off	Games
Crowe	spr. AC joint (rt shoulder)	6/21	8/11	42 (9-33)
Maxwell	concussion-related symptoms	6/30	7/12	11 (3-8)
Martinez, J	left wrist sprain	7/27	9/13	44 (15-29)
Corporan	concussion-related symptoms	8/20	9/9	19 (6-13)
Stassi	mild concussion	8/22	9/23	30 (10-20)
Castro	right knee discomfort	9/17	10/1	12 (0-12)

2013 SEASON IN REVIEW

2013 ASTROS PITCHING LEADERS

Wins	Lyles	.7
Losses	Harrell	17
Earned Run Average	Norris	3.93
Games	Wright	54
Games Started	Bedard	26
Complete Games	Oberholtzer	.2
Shutouts	Oberholtzer	.1
Saves	Veras	19
Innings Pitched	Harrell/Keuchel	153.2

Hits Allowed	Keuchel	184
Runs Allowed	Harrell	111
Earned Runs Allowed	Harrell	100
Home Runs Allowed	Harrell/Keuchel	20
Hit Batsmen	Lyles	11
Walks	Harrell	88
Strikeouts	Bedard	138
Wild Pitches	Harrell	.8
Opponents' Average	Bedard	.260

ASTROS STARTERS AND RELIEVERS

	W-L-S	ERA	IP	H	R	ER	BB-I	SO
Starters	37-71-0	4.72	906.0	969	523	475	364-6	666
Relievers	14-40-32	4.90	534.0	561	325	291	252-26	418

2013 ASTROS FIELDING STATS

PITCHER

PLAYER	PCT	G	GS	PO	A	E	TC	DP
Ambriz,H	1.000	43	0	1	9	0	10	1
Bedard,E	.800	32	26	3	9	3	15	0
Blackley,T	1.000	42	0	2	8	0	10	0
Cedeno,X	1.000	5	0	2	0	0	2	0
Chapman,K	1.000	25	0	0	2	0	2	0
Cisnero,J	1.000	28	0	4	3	0	7	0
Clemens,P	.833	35	5	1	4	1	6	0
Cosart,J	1.000	10	10	6	8	0	14	1
Cruz,R	1.000	20	0	0	1	0	1	0
De Leon	1.000	11	0	1	1	0	2	0
Elmore,J	1.000	1	0	1	0	0	1	0
Fields,J	1.000	41	0	3	1	0	4	0
Gonzalez,E	.800	5	0	2	2	1	5	1
Harrell,L	.966	36	22	6	22	1	29	5
Humber,P	1.000	17	7	7	4	0	11	0
Keuchel,D	1.000	31	22	7	24	0	31	3
LeBlanc,W	.000	4	0	0	0	0	0	0
Lo,C	1.000	19	0	1	2	0	3	0
Lyles,J	.968	27	25	12	18	1	31	1
Martinez,D	1.000	4	0	0	4	0	4	0
Norris,B	1.000	21	21	8	15	0	23	2
Oberholtze,B	1.000	13	10	4	6	0	10	0
Peacock,B	.933	18	14	4	10	1	15	0
Veras,J	1.000	42	0	5	5	0	10	0
Wright,W	1.000	54	0	2	8	0	10	0
Zeid,J	.875	25	0	2	5	1	8	0

CATCHER

PLAYER	PCT	G	GS	PO	A	E	TC	DP	PB
Castro,J	.993	98	95	630	44	5	679	6	10
Clark,C	.990	16	10	87	11	1	99	2	2
Corporan,C	.984	57	51	356	17	6	379	3	2
Elmore,J	1.000	1	0	1	0	0	1	0	0
Pagnozzi,M	.975	7	6	37	2	1	40	0	0
Stassi,M	1.000	1	0	1	1	0	2	0	0

FIRST BASE

PLAYER	PCT	G	INN	PO	A	E	TC	DP
Carter,C	.996	61	54	472	17	2	491	45
Cedeno,R	1.000	1	0	0	1	0	1	0
Corporan,C	.000	1	0	0	0	0	0	0
Elmore,J	.000	1	0	0	0	0	0	0
Krauss,M	1.000	2	0	2	0	0	2	1
Laird,B	1.000	13	8	71	2	0	73	8
Pena,C	1.000	44	43	393	30	0	423	45
Wallace,B	.992	61	57	452	40	4	496	53

SECOND BASE

PLAYER	PCT	G	INN	PO	A	E	TC	DP
Altuve,J	.987	145	145	273	393	9	675	114
Elmore,J	.982	12	10	20	36	1	57	5
Gonzalez,M	1.000	10	6	17	38	0	55	6
Paredes,J	1.000	3	1	0	5	0	5	0

THIRD BASE

PLAYER	PCT	G	INN	PO	A	E	TC	DP
Dominguez,M	.963	149	149	92	323	16	431	28
Elmore,J	.000	1	0	0	0	0	0	0
Gonzalez,M	1.000	4	1	3	1	0	4	0
Laird,B	.900	4	3	1	8	1	10	1
Paredes,J	1.000	1	1	0	3	0	3	0
Wallace,B	1.000	9	8	4	12	0	16	3

SHORTSTOP

PLAYER	PCT	G	INN	PO	A	E	TC	DP
Cedeno,R	.942	41	37	65	113	11	189	30
Elmore,J	.926	20	18	33	55	7	95	12
Gonzalez,M	.956	53	50	75	143	10	228	38
Villar,J	.937	58	57	95	141	16	252	38

OUTFIELD

PLAYER	PCT	G	INN	PO	A	E	TC	DP
Ankiel,R	.957	22	16	42	3	2	47	0
Barnes,B	.991	134	115	328	9	3	340	4
Carter,C	.953	51	43	61	0	3	64	0
Crowe,T	.972	53	40	103	3	3	109	1
Elmore,J	1.000	12	2	5	0	0	5	0
Grossman,R	.976	62	62	122	2	3	127	0
Hoes,J	.956	45	41	86	0	4	90	0
Krauss,M	.953	26	22	38	3	2	43	2
Martinez,F	1.000	10	8	12	0	0	12	0
Martinez,J	.981	70	67	98	4	2	104	1
Maxwell,J	.972	40	38	100	4	3	107	2
Paredes,J	.984	39	32	61	0	1	62	0

2013 SEASON IN REVIEW

MULTI-HIT GAMES

Player	2H	3H	4H	5H	Total	Career High
Altuve	33	12	2	-	47	4 (4x) - 9/2/13 vs. MIN
Barnes	17	4	-	1	22	5 - 7/19/13 vs. SEA
Carter	16	4	2	-	22	4 (2x) - 6/23/13 at CHC
Castro	26	6	1	-	33	4 - 5/26/13 vs. OAK
Clark	1	-	-	-	1	2 - 9/19/13 at CLE
Corporan	4	1	1	-	6	4 - 4/29/13 at NYY
Crowe	7	1	-	-	8	4 - 7/19/10 at MIN
Dominguez	27	5	2	-	34	4 (2x) - 8/18/13 at LAA
Elmore	8	-	-	-	8	2 (12x) - 8/18/13 at LAA
Gonzalez	10	1	-	-	11	3 (5x) - 4/9/13 at SEA
Grossman	15	3	-	-	18	3 (3x) - 8/27/13 at CWS
Hoes	12	2	-	-	14	3 (2x) - 8/18/13 at LAA
Krauss	3	2	-	-	5	3 (2x) - 9/19/13 at CLE
Laird	3	1	-	-	4	3 - 4/24/13 vs. SEA
Martinez	13	2	1	-	16	4 - 5/30/13 at COL
Pagnozzi	-	-	-	-	-	3 - 9/27/10 vs. PIT
Paredes	3	1	-	-	4	3 (5x) - 5/21/13 vs. KC
Stassi	1	-	-	-	1	2 - 8/20/13 at TEX
Villar	6	5	-	-	11	3 (5x) - 9/13/13 vs. LAA
Wallace	6	2	1	-	9	4 - 7/10/13 at STL

MULTI-RBI GAMES

Player	2	3	4	5	Total	Career High
Altuve	6	2	1	-	9	4 - 4/9/13 at SEA
Barnes	7	1	-	1	9	5 - 9/3/13 vs. MIN
Carter	9	5	2	1	17	5 - 8/16/13 at LAA
Castro	8	4	1	-	13	4 - 7/31/13 at BAL
Clark	-	-	-	-	-	-
Corporan	4	-	1	-	5	4 - 4/29/13 at NYY
Crowe	2	-	-	-	2	2 (13x) - 9/13/13 vs. LAA
Dominguez	11	6	1	1	19	5 - 6/19/13 vs. MIL
Elmore	1	-	-	-	1	2 (3x) - 7/6/13 at TEX
Gonzalez	1	-	-	-	1	3 - 7/29/12 vs. PIT
Grossman	3	1	1	-	5	4 - 8/23/13 vs. TOR
Hoes	-	1	-	-	1	3 - 9/10/13 at SEA
Krauss	2	-	1	-	3	4 - 7/26/13 at TOR
Laird	1	1	1	-	3	4 - 4/24/13 vs. SEA
Martinez	4	4	-	-	8	4 (3x) - 6/14/12 at SF
Pagnozzi	-	-	-	-	-	3 - 9/26/10 at CHC
Paredes	1	1	-	-	2	3 - 5/21/13 vs. KC
Stassi	-	-	-	-	-	-
Villar	2	-	-	-	2	2 (2x) - 9/09/13 at SEA
Wallace	6	2	1	-	9	4 - 7/4/13 vs. TB

2013 COMPLETE GAMES

Date	Opp.	D/N	Score	Pitcher	IP	H	ER	BB	SO
9/1	SEA	D	W 2-0	Oberholtzer	9.0	4	0	1	5
9/20	at CLE	N	L 1-2 (7)	Oberholtzer	6.0	4	0	3	2

EXTRA-INNING GAMES

WINS (4)

Date	Opp.	D/N	Score	Astros POR	Opp. POR	Save
5/18	at PIT	N	W 4-2 (11)	Cisnero (1-0)	Morris (1-2)	Veras (6)
5/27	COL	D	W 3-2 (12)	Clemens (2-2)	Lopez (1-2)	-
6/20	MIL	D	W 7-4 (10)	Ambriz (2-4)	Gonzalez (0-3)	-
8/14	at OAK	N	W 2-1 (11)	Harrell (6-13)	Doolittle (3-4)	Fields (2)

LOSSES (8)

Date	Opp.	D/N	Score	Astros POR	Opp. POR	Save
5/2	DET	N	L 3-7 (14)	Keuchel (0-1)	Putkonen (1-0)	-
7/4	TB	D	L 5-7 (11)	Fields (0-1)	Wright (2-1)	Rodney (18)
8/2	at MIN	N	L 3-4 (13)	Keuchel (5-6)	Pressly (3-2)	-
8/17	at LAA	N	L 5-6 (10)	Fields (1-3)	Frieri (1-4)	-
9/3	MIN	N	L 6-9 (12)	Chapman (0-1)	Thielbar (3-2)	Roenicke (1)
9/18	CIN	N	L 5-6 (13)	De Leon (0-1)	Simon (6-4)	Chapman (37)
9/19	at CLE	N	L 1-2 (11)	Cruz (0-2)	Shaw (5-3)	-
9/29	NYY	D	L 1-5 (14)	Harrell (6-17)	Daley (1-0)	-



2014 OPPONENTS



2014 OPPONENTS



MANAGER BUCK SHOWALTER

Fifth season in Baltimore (281-262)
16th season overall (1163-1095)

BALTIMORE IN 2013

Record: 85-77
Finish: T-3rd, AL East
at HOU: 2-1
at BAL: 2-1

ASTROS ALL-TIME SERIES RESULTS

Overall: 5-10
at HOU: 4-2
at BAL: 1-8

ASTROS YEAR-BY-YEAR RESULTS

YEAR	HOME	ROAD	TOTAL
2003	3-0	0-0	3-0
2005	0-0	0-3	0-3
2008	0-0	0-3	0-3
2013	1-2	1-2	2-4

ASTROS RESULTS BY DECADE

2000s: 3-6 (.333)
2010s: 2-4 (.333)
Total: 5-10 (.333)

Eastern Division | American League

BOSTON RED SOX

Fenway Park • 4 Yawkey Way • Boston, MA 02215
(617) 226-6613 • (617) 375-0944 (Fax) • redsox.com

Principal Owner: John W. Henry
Chairman: Thomas C. Warner
President/CEO: Ben Cherington
Director, Media Relations: Kevin Gregg
Direct Phone: (617) 226-6759
Manager, Media Relations & Baseball Information: John Shestakofsky
Direct Phone: (617) 226-6446
Manager, Media Relations: Abby DeCiccio
Direct Phone: (617) 226-6214
Stadium (Year Opened): Fenway Park (1912)
Capacity/Dimensions: 37,493 (night), 37,065 (day)/310—390—302
Traveling Secretary: Jack McCormick

SERIES RECORDS

Longest Winning Streak, Astros: 2 (6/28-29/03)
Longest Winning Streak, Red Sox: 7 (7/1/11-4/28/13)
Largest Margin of Victory, Astros: 2 (8/5/13, HOU 2, Bos 0)
Largest Margin of Victory, Red Sox: 6 (7/2/11, Bos 10, HOU 4)
Most Runs Scored by Astros: 11 (6/28/08 at Houston)
Most Runs Scored by Red Sox: 15 (8/6/13 at Houston)
Most Runs Scored by Both Teams: 25 (8/6/13, Bos 15, HOU 10)
Longest Game, Innings: 14 (6/15/03 at Boston)
* home team in CAPS

Eastern Division | American League

BALTIMORE ORIOLES

Oriole Park at Camden Yards • 333 W. Camden Street • Baltimore, MD 21201
(410) 547-6150 • (410) 547-6272 (Fax) • orioles.com

Chairman of the Board/CEO: Peter G. Angelos
Executive Vice President: John P. Angelos
Executive Vice President, Baseball Operations: Dan Duquette
Director, Public Relations: Monica Barlow
Direct Phone: (410) 547-6160
Manager, Media Relations: Jeff Lantz
Direct Phone: (410) 547-6106
Coordinator, Public Relations and New Media: Amanda Sarver
Direct Phone: (410) 547-6150
Stadium (Year Opened): Oriole Park at Camden Yards (1992)
Capacity/Dimensions: 45,971/333—400—318
Coordinator, Team Travel: Kevin Buck

SERIES RECORDS

Longest Winning Streak, Astros: 3 (6/3-5/03)
Longest Winning Streak, Orioles: 7 (6/14/05-6/4/13)
Largest Margin of Victory, Astros: 11 (7/31/13, HOU 11, BAL 0)
Largest Margin of Victory, Orioles: 5 (6/14/05, BAL 6, HOU 1)
Most Runs Scored by Astros: 11 (2x, last, 7/31/13 at Baltimore)
Most Runs Scored by Orioles: 8 (6/13/05 at Baltimore)
Most Runs Scored by Both Teams: 18 (6/5/13, HOU 11, Bal 7)
Longest Game, Innings: 10 (6/18/08 at Baltimore)
* home team in CAPS



MANAGER JOHN FARRELL

Second season in Boston (97-65)
Fourth season overall (251-235)

BOSTON IN 2013

Record: 97-65
Finish: 1st, AL East
at HOU: 2-1
at BOS: 4-0

ASTROS ALL-TIME SERIES RESULTS

Overall: 3-13
at HOU: 3-6
at BOS: 0-7

ASTROS YEAR-BY-YEAR RESULTS

YEAR	HOME	ROAD	TOTAL
2003	0-0	0-3	0-3
2008	2-1	0-0	2-1
2011	0-3	0-0	0-3
2013	1-2	0-4	1-6

ASTROS RESULTS BY DECADE

2000s: 2-4 (.333)
2010s: 1-9 (.100)
Total: 3-13 (.188)

2014 OPPONENTS



MANAGER ROBIN VENTURA

Third season in Chicago (148-176)
Third season overall (148-176)

CHICAGO IN 2013

Record: 63-99
Finish: 5th, AL Central
at HOU: 1-3
at CWS: 2-1

ASTROS ALL-TIME SERIES RESULTS

Overall: 14-14
at HOU: 4-6
at CWS: 10-8

ASTROS YEAR-BY-YEAR RESULTS

YEAR	HOME	ROAD	TOTAL
1997	0-0	0-3	0-3
1998	2-1	0-0	2-1
1999	0-0	2-1	2-1
2000	1-2	0-0	1-2
2006	0-0	1-2	1-2
2007	0-0	2-1	2-1
2012	0-0	2-1	2-1
2013	3-1	1-2	4-3

ASTROS RESULTS BY DECADE

1990s: 4-5 (.444)
2000s: 4-5 (.500)
2010s: 6-4 (.600)
Total: 14-14 (.500)

Central Division | American League

CLEVELAND INDIANS

Progressive Field • 2401 Ontario Street • Cleveland, OH 44115
(216) 420-4380 • (216) 420-4430 (Fax) • indians.com

Owner & Chief Executive Officer: Paul J. Dolan
President: Mark Shapiro
Executive Vice President, General Manager: Chris Antonetti
Assistant GM: Mike Chernoff
Director of Baseball Information: Bart Swain
Direct Phone: (216) 420-4386
Assistant Director of Baseball Information: Court Berry-Tripp
Direct Phone: (216) 420-4391
Stadium (Year Opened): Progressive Field (1994)
Capacity/Dimensions: 42,404/325—405—325
Director, Team Travel: Mike Seghi

SERIES RECORDS

Longest Winning Streak, Astros: 4 (6/27/98 - 7/19/99)
Longest Winning Streak, Indians: 6 (4/20/13-current)
Largest Margin of Victory, Astros: 9 (6/28/98, Hou 12, Cle 3)
Largest Margin of Victory, Indians: 13 (4/20/13, Cle 19, HOU 6)
Most Runs Scored by Astros: 12 (6/28/98 at Cleveland)
Most Runs Scored by Indians: 19 (4/20/13 at Houston)
Most Runs Scored by Both Teams: 25 (4/20/13, Cle 19, HOU 6)
Longest Game, Innings: 11 (3x, last, 9/19/13 at Cleveland)
* home team in CAPS

Central Division | American League

CHICAGO WHITE SOX

U.S. Cellular Field • 333 W. 35th Street • Chicago, IL 60616
(312) 674-5300 • (312) 674-5847(Fax) • whitesox.com

Chairman: Jerry Reinsdorf
Executive Vice President: Ken Williams
Senior Vice President & General Manager: Rick Hahn
Senior Vice President, Communications: Scott Reifert
Direct Phone: (312) 674-5302
Director, Media Relations: Bob Beghtol
Direct Phone: (312) 674-5303
Manager, Media Relations: Ray Garcia
Direct Phone: (312) 674-5306
Stadium (Year Opened): U.S. Cellular Field (1991)
Capacity/Dimensions: 40,615/330—400—335
Director of Team Travel: Ed Cassin

SERIES RECORDS

Longest Winning Streak, Astros: 4 (6/10/12-6/16/13)
Longest Winning Streak, White Sox: 3 (2x, last, 6/4/2000-6/24/06)
Largest Margin of Victory, Astros: 15 (6/30/98, HOU 17, Cws 2)
Largest Margin of Victory, White Sox: 9 (6/9/12, CWS 10, Hou 1)
Most Runs Scored by Astros: 17 (6/30/98 at Houston)
Most Runs Scored by White Sox: 10 (6/9/12 at Chicago)
Most Runs Scored by Both Teams: 20 (6/10/12, Hou 11, CWS 9)
Longest Game, Innings: 13 (6/25/06 at Chicago)
* home team in CAPS



MANAGER TERRY FRANCONA

Second season in Cleveland (92-70)
14th season overall (1121-985)

CLEVELAND IN 2013

Record: 92-70
Finish: 2nd, AL Central
at HOU: 2-1
at CLE: 4-0

ASTROS ALL-TIME SERIES RESULTS

Overall: 11-14
at HOU: 8-7
at CLE: 3-7

ASTROS YEAR-BY-YEAR RESULTS

YEAR	HOME	ROAD	TOTAL
1997	1-2	0-0	1-2
1998	0-0	2-1	2-1
1999	2-1	0-0	2-1
2000	0-0	1-2	1-2
2001	2-1	0-0	2-1
2012	2-1	0-0	2-1
2013	1-2	0-4	1-6

ASTROS RESULTS BY DECADE

1990s: 5-4 (.556)
2000s: 3-3 (.500)
2010s: 3-7 (.300)
Total: 11-14 (.440)

2014 OPPONENTS




MANAGER BRAD AUSMUS

First season in Detroit
First season overall

DETROIT IN 2013

Record: 93-69
 Finish: 1st, AL Central
 at HOU: 4-0
 at DET: 2-1

ASTROS ALL-TIME SERIES RESULTS

Overall: 10-12
 at HOU: 5-5
 at DET: 5-7

ASTROS YEAR-BY-YEAR RESULTS

YEAR	HOME	ROAD	TOTAL
1998	0-0	3-0	3-0
1999	3-0	0-0	3-0
2000	0-0	1-2	1-2
2006	0-0	0-3	0-3
2009	2-1	0-0	2-1
2013	0-4	1-2	1-6

ASTROS RESULTS BY DECADE

1990s: 6-0 (.100)
 2000s: 3-6 (.333)
 2010s: 1-6 (.143)
 Total: 10-12 (.455)

Central Division | American League

DETROIT TIGERS

Comerica Park • 2100 Woodward Avenue • Detroit, MI 48201
 (313) 471-2000 • (313) 471-2138 (Fax) • tigers.com

Owner/Director: Michael Ilitch
 Senior Vice President: Jim Devellano
 President/CEO/General Manager: David Dombrowski
 Vice President, Communications: Ron Colangelo
 Direct Phone: (313) 471-2024
 Stadium (Year Opened): Comerica Park (2000)
 Capacity/Dimensions: 41,681/345—420—330
 Director, Team Travel: Brian Britten

SERIES RECORDS

Longest Winning Streak, Astros: 6 (6/8/98-7/17/99)
 Longest Winning Streak, Tigers: 7 (6/28/09-5/14/13)
 Largest Margin of Victory, Astros: 7 (2x, last, 6/27/09, HOU 8, Det 1)
 Largest Margin of Victory, Tigers: 15 (5/4/13, Det 17, HOU 2)
 Most Runs Scored by Astros: 10 (6/10/98 at Detroit)
 Most Runs Scored by Tigers: 17 (5/4/13 at Houston)
 Most Runs Scored by Both Teams: 19 (5/4/13, Det 17, HOU 2)
 Longest Game, Innings: 14 (5/2/13 at Houston)
 * home team in CAPS




MANAGER NED YOST

Fifth season in Kansas City (284-329)
 11th season overall (741-831)

KANSAS CITY IN 2013

Record: 86-76
 Finish: 3rd, AL Central
 at HOU: 1-2
 at KC: 3-0

ASTROS ALL-TIME SERIES RESULTS

Overall: 19-17
 at HOU: 9-9
 at KC: 10-8

ASTROS YEAR-BY-YEAR RESULTS

YEAR	HOME	ROAD	TOTAL
1997	0-0	1-2	1-2
1998	2-1	0-0	2-1
1999	0-0	3-0	3-0
2000	2-1	0-0	2-1
2001	0-0	3-0	3-0
2005	0-0	2-1	2-1
2006	1-2	0-0	1-2
2009	1-2	0-0	1-2
2010	0-0	1-2	1-2
2012	1-2	0-0	1-2
2013	2-1	0-3	2-4

ASTROS RESULTS BY DECADE

1990s: 6-3 (.667)
 2000s: 9-6 (.600)
 2010s: 4-8 (.333)
 Total: 19-17 (.528)

Central Division | American League

KANSAS CITY ROYALS

Kauffman Stadium • One Royal Way • Kansas City, MO 64129
 (816) 504-4362 • (816) 921-5775 (Fax) • kcroys.com

Owner/Chief Executive Officer David Glass
 President Dan Glass
 Senior VP, Baseball Operations/GM Dayton Moore
 VP, Communications and Broadcasting Mike Swanson
 Direct Phone: (816) 504-4713
 Assistant Director, Communications Mike Cummings
 Direct Phone: (816) 504-4368
 Stadium (Year Opened) Kauffman Stadium (1973)
 Capacity/Dimensions 37,903/330—410—330
 Sr. Director of Team Travel/Clubhouse Operations Jeff Davenport

SERIES RECORDS

Longest Winning Streak, Astros: 6 (2x, last, 7/09/00-6/18/05)
 Longest Winning Streak, Royals: 3 (2x, last, 6/7/13-current)
 Largest Margin of Victory, Astros: 9 (7/08/01, Hou 14, KC 5)
 Largest Margin of Victory, Royals: 8 (6/15/10, KC 15, Hou 7)
 Most Runs Scored by Astros: 14 (7/08/01 at Kansas City)
 Most Runs Scored by Royals: 15 (6/15/10 at Kansas City)
 Most Runs Scored by Both Teams: 22 (6/15/10, KC 15, Hou 7)
 Longest Game, Innings: 11 (6/24/09 at Houston)
 * home team in CAPS

2014 OPPONENTS



MANAGER MIKE SCIOSCIA

15th season in Los Angeles (1233-1035)
15th season overall (1233-1035)

LOS ANGELES IN 2013

Record: 78-84
Finish: 3rd, AL West
at HOU: 6-3
at LAA: 3-7

ASTROS ALL-TIME SERIES RESULTS

Overall: 13-12
at HOU: 5-7
at LAA: 8-5

ASTROS YEAR-BY-YEAR RESULTS

YEAR	HOME	ROAD	TOTAL
2004	2-1	0-0	2-1
2007	0-0	1-2	1-2
2013	3-6	7-3	10-9

ASTROS RESULTS BY DECADE

2000s: 3-3 (.500)
2010s: 10-9 (.526)
Total: 13-12 (.520)

Western Division | American League

LOS ANGELES ANGELS OF ANAHEIM

Angel Stadium of Anaheim • 2000 Gene Autry Way • Anaheim, CA 92806
(714) 940-2014 • (714) 940-2205 (Fax) • angels.com

Owner: Arte Moreno
Chairman: Dennis Kuhl
General Manager: Jerry Dipoto
President: John Carpino
Vice President, Communications: Tim Mead
Direct Phone: (714) 940-2003
Director, Communications: Eric Kay
Direct Phone: (714) 940-2173
Stadium (Year Opened): Angel Stadium of Anaheim (1966)
Capacity/Dimensions: 45,389/365—400—365
Traveling Secretary: Tom Taylor

SERIES RECORDS

Longest Winning Streak, Astros: 4 (5/31/13-6/3/13)
Longest Winning Streak, Angels: 3 (6/28/13-6/30/13)
Largest Margin of Victory, Astros: 6 (8/16/13, Hou 8, LAA 2)
Largest Margin of Victory, Angels: 5 (6/29/13, LAA 7, HOU 2)
Most Runs Scored by Astros: 9 (3x, last, 9/13/13 at Houston)
Most Runs Scored by Angels: 10 (6/18/07 at Los Angeles)
Most Runs Scored by Both Teams: 19 (6/18/07, LAA 10, Hou 9)
Longest Game, Innings: 10 (8/17/13 at Los Angeles)
* home team in CAPS



MANAGER RON GARDENHIRE

13th season in Minnesota (998-947)
13th season overall (998-947)

MINNESOTA IN 2013

Record: 66-96
Finish: 4th, AL Central
at HOU: 2-1
at MIN: 3-0

ASTROS ALL-TIME SERIES RESULTS

Overall: 10-16
at HOU: 5-9
at MIN: 5-7

ASTROS YEAR-BY-YEAR RESULTS

YEAR	HOME	ROAD	TOTAL
1997	1-2	0-0	1-2
1998	1-1	0-0	1-1
1999	0-0	2-1	2-1
2000	1-2	0-0	1-2
2001	0-0	1-2	1-2
2006	1-2	0-0	1-2
2009	0-0	2-1	2-1
2013	1-2	0-3	1-5

ASTROS RESULTS BY DECADE

1990s: 4-4 (.500)
2000s: 5-7 (.417)
2010s: 1-5 (.167)
Total: 9-11 (.450)

Central Division | American League

MINNESOTA TWINS



Target Field • 1 Twins Way • Minneapolis, MN 55403
(612) 659-3400 • (612) 659-4029 (Fax) • twinsbaseball.com

Chief Executive Officer: Jim Pohlad
President: Dave St. Peter
Executive Vice President, GM: Terry Ryan
Director, Baseball Communications and Player Relations: Dustin Morse
Direct Phone: (612) 659-3472
Manager, Baseball Communications: Mike Hestad
Direct Phone: (612) 659-3473
Coordinator, Publications and Baseball Communications: Mike Kennedy
Direct Phone: (612) 659-3475
Coordinator, Player Relations and Media Service: Andrew Heydt
Direct Phone: (612) 659-3474
Stadium (Year Opened): Target Field (2010)
Capacity/Dimensions: 39,021/339—407—328
Director, Team Travel: Mike Herman

SERIES RECORDS

Longest Winning Streak, Astros: 3 (6/23/98-6/5/99)
Longest Winning Streak, Twins: 5 (8/2/13-9/3/13)
Largest Margin of Victory, Astros: 9 (6/23/98, HOU 9, Min 0)
Largest Margin of Victory, Twins: 7 (3x, last, 6/12/01, MIN 7, Hou 0)
Most Runs Scored by Astros: 9 (6/23/98 at Houston)
Most Runs Scored by Twins: 13 (6/06/99 at Minnesota)
Most Runs Scored by Both Teams: 19 (6/6/99, MIN 13, Hou 6)
Longest Game, Innings: 13 (8/2/13 at Minnesota)
* home team in CAPS

2014 OPPONENTS

MANAGER JOE GIRARDI

Seventh season in New York (564-408)
Eighth season overall (642-492)

NEW YORK IN 2013

Record: 85-77
Finish: T-3rd, AL East
at HOU: 3-0
at NYY: 2-1

ASTROS ALL-TIME SERIES RESULTS

Overall: 2-13
at HOU: 0-6
at NYY: 2-7

ASTROS YEAR-BY-YEAR RESULTS

YEAR	HOME	ROAD	TOTAL
2003	0-0	1-2	1-2
2008	0-3	0-0	0-3
2010	0-0	0-3	0-3
2013	0-3	1-2	1-5

ASTROS RESULTS BY DECADE

2000s: 1-5 (.167)
2010s: 1-8 (.111)
Total: 2-13 (.133)

Eastern Division | American League

NEW YORK YANKEES

Yankee Stadium • One East 161st Street • Bronx, NY 10451
(718) 579-4460 • (718) 293-8414 (Fax) • yankees.com

Managing General Partner/ Co-Chairperson: Hal Steinbrenner
General Partner/ Co-Chairperson: Hank Steinbrenner
Senior Vice President/ General Manager: Brian Cashman
Director Communications & Media Relations: Jason Zillo
Asst. Director, Baseball Info. & Public Communications: Michael Margolis
Coordinator, Media Services: Alexandra Trochanowski
Stadium (Year Opened): Yankee Stadium (2009)
Capacity/Dimensions: 49,642/318—408—314
Director, Team Travel & Player Services: Ben Tuliebitz

SERIES RECORDS

Longest Winning Streak, Astros: 1 (2x, last, 4/29/13)
Longest Winning Streak, Yankees: 7 (6/12/03-6/13/10)
Largest Margin of Victory, Astros: 8 (2x, last, 4/29/13, Hou 9, NYY 1)
Largest Margin of Victory, Yankees: 13 (6/15/08, Nyy 13, HOU 0)
Most Runs Scored by Astros: 9 (4/29/13 at New York)
Most Runs Scored by Yankees: 13 (6/15/08 at Houston)
Most Runs Scored by Both Teams: 14 (6/13/10, NYY 9, Hou 5)
Longest Game, Innings: 14 (9/29/13 at Houston)
* home team in CAPS

Western Division | American League



OAKLAND ATHLETICS

O.co Coliseum • 7000 Coliseum Way • Oakland, CA 94621
(510) 638-4900 • (510) 562-1633 (Fax) • oaklandathletics.com

Owner/Managing Partner: Lew Wolff
President: Michael Crowley
Vice President & General Manager: Billy Beane
Director, Public Relations: Bob Rose
Direct Phone: (510) 563-2380
Media Services Manager: Debbie Gallas
Direct Phone: (510) 563-2236
Baseball Information Manager: Mike Selleck
Direct Phone: (510) 563-2233
Stadium (Year Opened): O.co Coliseum (1968)
Capacity/Dimensions: 35,067/330—400—330
Director, Team Travel: Mickey Morabito

SERIES RECORDS

Longest Winning Streak, Astros: 2 (8/13/13-8/14/13)
Longest Winning Streak, Athletics: 12 (6/13/07-7/22/13)
Largest Margin of Victory, Astros: 1 (5x, last, 9/5/13, Hou 3, OAK 2)
Largest Margin of Victory, Athletics: 9 (4/15/13, OAK 11, Hou 2)
Most Runs Scored by Astros: 6 (6/9/02 at Oakland)
Most Runs Scored by Athletics: 11 (2x, last, 5/25/13 at Houston)
Most Runs Scored by Both Teams: 16 (5/25/13, Oak 11, HOU 5)
Longest Game, Innings: 11 (3x, last, 8/14/13 at Oakland)
* home team in CAPS

MANAGER BOB MELVIN

Fourth season in Oakland (237-186)
11th season overall (730-694)

OAKLAND IN 2013

Record: 96-66
Finish: 1st, AL West
at HOU: 8-1
at OAK: 7-3

ASTROS ALL-TIME SERIES RESULTS

Overall: 5-20
at HOU: 2-10
at OAK: 3-10

ASTROS YEAR-BY-YEAR RESULTS

YEAR	HOME	ROAD	TOTAL
2002	0-0	0-3	0-3
2007	1-2	0-0	1-2
2013	1-8	3-7	4-15

ASTROS RESULTS BY DECADE

2000s: 1-5 (.167)
2010s: 4-15 (.211)
Total: 1-5 (.167)

2014 OPPONENTS



MANAGER LLOYD MCCLENDON

First season in Seattle
Sixth season overall (336-446)

SEATTLE IN 2013

Record:..... 71-91
Finish:..... 4th, AL West
at HOU:..... 7-3
at SEA:..... 3-6

ASTROS ALL-TIME SERIES RESULTS

Overall:..... 15-13
at HOU:..... 7-9
at SEA:..... 8-4

ASTROS YEAR-BY-YEAR RESULTS

YEAR	HOME	ROAD	TOTAL
2002	1-2	0-0	1-2
2004	0-0	2-1	2-1
2007	3-0	0-0	3-0
2013	3-7	6-3	9-10

ASTROS RESULTS BY DECADE

2000s:..... 6-3 (.667)
2010s:..... 9-10 (.474)
Total:..... 6-3 (.667)

Western Division | American League

SEATTLE MARINERS

Safeco Field • 1250 First Avenue South • Seattle, WA 98134
(206) 346-4000 • (206) 346-4400 (Fax) • mariners.com

Chairman & CEO:..... Howard Lincoln
President & COO:..... Kevin Mather
Executive VP, Baseball Operations & General Manager:..... Jack Zduriencik
Senior Director, Baseball Information:..... Tim Hevly
Direct Phone:..... (206) 346-4402
Senior Vice President, Communications and Broadcasting:..... Randy Adamack
Direct Phone:..... (206) 346-4351
Director, Public Information:..... Rebecca Hale
Direct Phone:..... (206) 346-4360
Stadium (Year Opened):..... Safeco Field (1999)
Capacity/Dimensions:..... 47,476/331—401—326
Director, Team Travel:..... Ron Spelley

SERIES RECORDS

Longest Winning Streak, Astros:..... 5 (6/8/04-6/17/07)
Longest Winning Streak, Mariners:..... 6 (7/19/13-8/31/13)
Largest Margin of Victory, Astros:..... 11 (9/10/13, Hou 13, SEA 2)
Largest Margin of Victory, Mariners:..... 8 (6/21/02, Sea 8, HOU 0)
Most Runs Scored by Astros:..... 16 (4/9/13 at Seattle)
Most Runs Scored by Mariners:..... 12 (7/21/13 at Houston)
Most Runs Scored by Both Teams:..... 25 (4/9/13, Hou 16, SEA 9)
Longest Game, Innings:..... 12 (6/22/02 at Houston)
* home team in CAPS

Eastern Division | American League

TAMPA BAY RAYS

Tropicana Field • One Tropicana Drive • St. Petersburg, FL 33705
(727) 825-3242 • (727) 825-3111 (Fax) • raysbaseball.com

Principal Owner:..... Stuart Sternberg
President:..... Matt Silverman
Executive Vice President, Baseball Operations:..... Andrew Friedman
Vice President, Communications:..... Rick Vaughn
Direct Phone:..... (727) 825-3237
Director, Communications:..... Dave Haller
Direct Phone:..... (727) 825-3485
Coordinator, Communications:..... Carl Todd
Direct Phone:..... (727) 825-3160
Stadium (Year Opened):..... Tropicana Field (1990)
Capacity/Dimensions:..... 31,042/315—404—322
Director, Team Travel and Clubhouse Operations:..... Chris Westmoreland

SERIES RECORDS

Longest Winning Streak, Astros:..... 4 (6/6/03-6/20/08)
Longest Winning Streak, Rays:..... 7 (5/22/10-7/2/13)
Largest Margin of Victory, Astros:..... 3 (2x, last, 7/3/13, HOU 4, TB 1)
Largest Margin of Victory, Rays:..... 12 (7/1/13, TB 12, HOU 0)
Most Runs Scored by Astros:..... 11 (6/6/03 at Houston)
Most Runs Scored by Rays:..... 14 (6/26/11 at Houston)
Most Runs Scored by Both Teams:..... 24 (6/26/11, TB 14, HOU 10)
Longest Game, Innings:..... 11 (7/4/13 at Houston)
* home team in CAPS



MANAGER JOE MADDON

Ninth season in Tampa Bay (677-620)
11th season overall (704-644)

TAMPA BAY IN 2013

Record:..... 92-71
Finish:..... 2nd, AL East
at HOU:..... 3-1
at TB:..... 2-1

ASTROS ALL-TIME SERIES RESULTS

Overall:..... 8-11
at HOU:..... 5-8
at TB:..... 3-3

ASTROS YEAR-BY-YEAR RESULTS

YEAR	HOME	ROAD	TOTAL
2003	3-0	0-0	3-0
2008	0-0	2-1	2-1
2010	1-2	0-0	1-2
2011	0-3	0-0	0-3
2013	1-3	1-2	2-5

ASTROS RESULTS BY DECADE

2000s:..... 5-1 (.833)
2010s:..... 3-10 (.231)
Total:..... 8-11 (.421)

2014 OPPONENTS



MANAGER RON WASHINGTON

Eighth season in Texas (611-524)
Eighth season overall (611-524)

TEXAS IN 2013

Record: 91-72
Finish: 2nd, AL West
at HOU: 9-1
at TEX: 8-1

ASTROS ALL-TIME SERIES RESULTS

Overall: 32-59
at HOU: 16-30
at TEX: 16-29

ASTROS RESULTS BY DECADE

2000s: 26-28 (.481)
2010s: 6-31 (.162)
Total: 32-59 (.352)

Western Division | American League

TEXAS RANGERS

Globe Life Park in Arlington • 1000 Ballpark Way • Arlington, TX 76011
(817) 273-5222 • (817) 273-5110 (Fax) • texasrangers.com

Co-Chairmen: Ray C. Davis, Bob R. Simpson
President of Baseball Ops & General Manager: Jon Daniels
Assistant General Manager: Thad Levine
Executive Vice President, Communications: John Blake
Direct Phone: (817) 273-5208
Senior Director, Media Relations: Rich Rice
Direct Phone: (817) 273-5204
Manager, Media Services: Brian SanFilippo
Direct Phone: (817) 436-5909
Stadium (Year Opened): Globe Life Park in Arlington (1994)
Capacity/Dimensions: 48,114/332—400—325
Director of Travel: Chris Lyngos

SERIES RECORDS

Longest Winning Streak, Astros: 4 (6/15/02-6/29/02)
Longest Winning Streak, Rangers: 11 (7/7/13-current)
Largest Margin of Victory, Astros: 9 (6/20/03, HOU 12, Tex 3)
Largest Margin of Victory, Rangers: 15 (2x, last, 5/21/05, TEX 18, Hou 3)
Most Runs Scored by Astros: 12 (2x, last, 6/24/07 at Texas)
Most Runs Scored by Rangers: 18 (2x, last, 5/21/05, at Texas)
Most Runs Scored by Both Teams: 24 (5/16/08, TEX 16, Hou 8)
Longest Game, Innings: 11 (2x, last, 6/21/11 at Texas)
* home team in CAPS

ASTROS YEAR-BY-YEAR RESULTS

YEAR	HOME	ROAD	TOTAL	YEAR	HOME	ROAD	TOTAL	YEAR	HOME	ROAD	TOTAL
2001	1-2	2-1	3-3	2006	2-1	2-1	4-2	2011	1-2	1-2	2-4
2002	2-1	2-1	4-2	2007	1-2	1-2	2-4	2012	1-2	0-3	1-5
2003	3-0	1-2	4-2	2008	2-1	1-2	3-3	2013	1-9	1-8	2-17
2004	2-1	1-2	3-3	2009	1-2	0-3	1-5				
2005	2-1	0-3	2-4	2010	0-3	1-2	1-5				

2014 OPPONENTS



MANAGER JOHN GIBBONS

Seventh season in Toronto (379-393)
Seventh season overall (379-393)

TORONTO IN 2013

Record: 74-88
Finish: 5th, AL East
at HOU: 1-2
at TOR: 3-1

ASTROS ALL-TIME SERIES RESULTS

Overall: 8-5
at HOU: 5-1
at TOR: 3-4

ASTROS YEAR-BY-YEAR RESULTS

YEAR	HOME	ROAD	TOTAL
2005	3-0	0-0	3-0
2011	0-0	2-1	2-1
2013	2-1	1-3	3-4

ASTROS RESULTS BY DECADE

2000s: 3-0 (1.000)
2010s: 5-5 (.500)
Total: 8-5 (.615)

Western Division | National League

ARIZONA DIAMONDBACKS

Chase Field • 401 East Jefferson Street • Phoenix, AZ 85004
(602) 462-6500 • (602) 462-6527 (Fax) • dbacks.com

Managing General Partner: Ken Kendrick
President and CEO: Derrick Hall
Executive VP & General Manager: Kevin Towers
Director, Player and Media Relations: Casey Wilcox
Direct Phone: (602) 462-6661
Stadium (Year Opened): Chase Field (1998)
Capacity/Dimensions: 48,633/330—407—335
Senior Director, Team Travel: Roger Riley

SERIES RECORDS

Longest Winning Streak, Astros: 4 (2x, last, 6/13/19-8/22/09)
Longest Winning Streak, Diamondbacks: 9 (8/9/11-current)
Largest Margin of Victory, Astros: 11 (4/27/99, HOU 11, Ari 0)
Largest Margin of Victory, Diamondbacks: 10 (2x, last, 8/15/08, Ari 12, HOU 2)
Most Runs Scored by Astros: 12 (6/27/00 at Arizona)
Most Runs Scored by Diamondbacks: 14 (8/28/09 at Arizona)
Most Runs Scored by Both Teams: 21 (3x, last, 7/20/12, ARI 13, Hou 8)
Longest Game, Innings: 13 (6/5/02 at Arizona)
* home team in CAPS

ASTROS YEAR-BY-YEAR RESULTS

YEAR	HOME	ROAD	TOTAL	YEAR	HOME	ROAD	TOTAL	YEAR	HOME	ROAD	TOTAL
1998	2-1	3-3	5-4	2003	1-2	0-3	1-5	2008	1-2	1-2	2-4
1999	3-3	1-2	4-5	2004	2-2	2-0	4-2	2009	2-1	2-4	4-5
2000	0-3	1-3	1-6	2005	1-2	2-1	3-3	2010	1-3	2-1	3-4
2001	2-1	2-1	4-2	2006	1-2	4-2	5-4	2011	0-3	1-3	1-6
2002	2-1	1-2	3-3	2007	2-1	0-4	2-5	2012	1-2	1-2	2-4

Eastern Division | American League

TORONTO BLUE JAYS

Rogers Centre • 1 Blue Jays Way • Toronto, Ontario M5V 1J1
(416) 341-1303 • (416) 341-1250 (Fax) • bluejays.com

Vice Chairman, Rogers Communications Inc.: Phil Lind
President, Rogers Media: Keith Pelley
Sr. Vice President, Baseball Operations & General Manager: Alex Anthopoulos
Vice President, Communications: Jay Stenhouse
Direct Phone: (416) 804-5182
Manager, Baseball Information: Mal Romanin
Direct Phone: (647) 261-4857
Coordinator, Baseball Information: Erik Grosman
Direct Phone: (647) 204-9655
Stadium (Year Opened): Rogers Centre (1989)
Capacity/Dimensions: 49,286/328—400—328
Director, Team Travel and Clubhouse Operations: Mike Shaw

SERIES RECORDS

Longest Winning Streak, Astros: 4 (6/10/05-5/20/11)
Longest Winning Streak, Blue Jays: 2 (7/25/13-7/26/13)
Largest Margin of Victory, Astros: 8 (8/23/13, HOU 12, Tor 4)
Largest Margin of Victory, Blue Jays: 6 (7/26/13, TOR 12, Hou 6)
Most Runs Scored by Astros: 12 (8/23/13 at Houston)
Most Runs Scored by Blue Jays: 12 (7/26/13 at Toronto)
Most Runs Scored by Both Teams: 18 (7/26/13, TOR 12, Hou 6)
Longest Game, Innings: 9 (13x, last, 8/25/13 at Houston)
* home team in CAPS



MANAGER KIRK GIBSON

Fifth season in Arizona (290-279)
Fifth season overall (290-279)

ARIZONA IN 2013

Record: 81-81
Finish: 2nd, NL West

ASTROS ALL-TIME SERIES RESULTS

Overall: 42-64
at HOU: 20-30
at ARI: 22-34

ASTROS RESULTS BY DECADE

1990s: 9-9 (.500)
2000s: 29-39 (.426)
2010s: 4-16 (.200)
Total: 42-64 (.396)

2014 OPPONENTS



MANAGER FREDI GONZALEZ

Fourth season in Atlanta (279-207)
Eighth season overall (555-486)

ATLANTA IN 2013

Record: 96-66
Finish: 1st, NL East

ASTROS ALL-TIME SERIES RESULTS

Overall: 321-379-1
at HOU: 173-184
at ATL: 148-195-1

ASTROS RESULTS BY DECADE

1960s: 49-95-1 (.340)
1970s: 91-85 (.517)
1980s: 96-78 (.552)
1990s: 53-71 (.427)
2000s: 28-36 (.438)
2010s: 4-14 (.222)
Total: 321-379-1 (.459)

Eastern Division | National League

ATLANTA BRAVES

Turner Field • 755 Hank Aaron Drive • Atlanta, GA 30315
(404) 522-7630 • (404) 614-1391 (Fax) • braves.com

Chairman and CEO: Terence F. McGuirk
Chairman Emeritus: William C. Bartholomay
President: John Schuerholz
Director, Media Relations: Brad Hainje
Direct Phone: (404) 614-1307
Media Relations Manager: Adrienne Midgley
Direct Phone: (404) 614-1556
Media Relations Coordinator: Jim Misudek
Direct Phone: (404) 614-1379
Stadium (Year Opened): Turner Field (1997)
Capacity/Dimensions: 49,377/335—400—330
Director of Team Travel, Clubhouse Services: Bill Acree

SERIES RECORDS

Longest Winning Streak, Astros: 9 (9/27/86-5/1/87)
Longest Winning Streak, Braves: 12 (7/4/66-9/4/66)
Largest Margin of Victory, Astros: 13 (5/20/78, HOU 13, Atl 0)
Largest Margin of Victory, Braves: 16 (5/8/05, ATL 16, Hou 0)
Most Runs Scored by Astros: 16 (5/30/76 at Atlanta)
Most Runs Scored by Braves: 16 (2x, last, 5/8/05 at Atlanta)
Most Runs Scored by Both Teams: 23 (8/2/07, Hou 12, ATL 11)
Longest Game, Innings: 17 (3x, last, 7/6/08 at Atlanta)
* home team in CAPS

ASTROS YEAR-BY-YEAR RESULTS

YEAR	HOME	ROAD	TOTAL	YEAR	HOME	ROAD	TOTAL	YEAR	HOME	ROAD	TOTAL	YEAR	HOME	ROAD	TOTAL
1962	4-5	3-6	7-11	1975	4-5	2-7	6-12	1988	7-2	6-3	13-5	2001	1-2	2-1	3-3
1963	2-7	3-6	5-13	1976	5-4	6-3	11-7	1989	5-4	5-4	10-8	2002	1-2	2-1	3-3
1964	6-3	6-3	12-6	1977	5-4	4-5	9-9	1990	9-0	4-5	13-5	2003	0-3	1-2	1-5
1965	2-7	2-7	4-14	1978	5-4	5-4	10-8	1991	2-7	3-6	5-13	2004	1-2	2-1	3-3
1966	2-7	2-7	4-14	1979	8-1	3-6	11-7	1992	0-9	5-4	5-13	2005	1-1	0-4	1-5
1967	3-6	1-8	7-11	1980	8-1	3-6	11-7	1993	2-5	3-3	5-8	2006	3-1	1-2	4-3
1968	3-6	4-5	7-11	1981	4-2	4-2	8-4	1994	1-2	2-1	3-3	2007	2-1	1-2	3-3
1969	2-7	1-8	3-15	1982	4-5	4-5	8-10	1995	1-5	5-1	6-6	2008	2-1	1-2	3-3
1970	5-4	4-5	9-9	1983	5-5	2-6	7-11	1996	4-2	2-4	6-6	2009	1-2	2-1	3-3
1971	4-5	5-4	9-9	1984	2-7	4-5	6-12	1997	2-3	2-4	4-7	2010	1-2	0-3	1-5
1972	5-4	2-3	7-7	1985	3-6	7-2	10-8	1998	3-3	2-1	5-4	2011	0-2	1-3	1-5
1973	2-7	5-4	7-11	1986	7-2	6-3	13-5	1999	1-3	0-3	1-6	2012	1-2	1-2	2-4
1974	6-3	6-3	12-6	1987	8-1	2-7	10-8	2000	4-2	0-3	4-5				

2014 OPPONENTS



MANAGER MIKE REDMOND

Second season in Miami (62-100)
Second season overall (62-100)

MIAMI IN 2013

Record: 62-100
Finish: 5th, NL East

ASTROS ALL-TIME SERIES RESULTS

Overall: 79-75
at HOU: 49-27
at MIA: 30-48

ASTROS RESULTS BY DECADE

1990s: 39-32 (.549)
2000s: 34-30 (.531)
2010s: 6-13 (.316)
Total: 79-75 (.513)

Eastern Division | National League

MIAMI MARLINS

Marlins Park • 501 Marlins Way • Miami, FL 33125
(305) 480-1300 • (305) 480-3013 (Fax) • marlins.com

Owner, CEO: Jeffrey H. Loria
President: David P. Sampson
Vice Chairman: Joel A. Mael
President, Baseball Operations: Michael Hill
Senior Vice President, Communications and Broadcasting P.J. Loyello
Direct Phone: (305) 480-1390
Director, Media Relations: Matt Roebuck
Direct Phone: (305) 480-1387
Stadium (Year Opened): Marlins Park (2012)
Capacity/Dimensions: 37,442/344—422—335
Director, Team Travel: Manny Colon

SERIES RECORDS

Longest Winning Streak, Astros: 7 (5/29/93-8/25/93)
Longest Winning Streak, Marlins: 7 (7/15/96-9/27/96)
Largest Margin of Victory, Astros: 12 (7/15/06, Hou 12, FLA 0)
Largest Margin of Victory, Marlins: 12 (9/17/08, FLA 14, Hou 2)
Most Runs Scored by Astros: 14 (8/12/09 at Florida)
Most Runs Scored by Marlins: 15 (7/15/96 at Florida)
Most Runs Scored by Both Teams: 20 (2x, last, 8/12/09, Hou 14, FLA 6)
Longest Game, Innings: 16 (8/20/99 at Florida)
* home team in CAPS

ASTROS YEAR-BY-YEAR RESULTS

YEAR	HOME	ROAD	TOTAL	YEAR	HOME	ROAD	TOTAL	YEAR	HOME	ROAD	TOTAL	YEAR	HOME	ROAD	TOTAL
1993	4-2	5-1	9-3	1998	5-1	1-2	6-3	2003	3-0	2-1	5-1	2008	2-1	0-3	2-4
1994	2-1	2-1	4-2	1999	2-2	5-0	7-2	2004	1-2	2-1	3-3	2009	2-1	1-3	3-4
1995	3-3	1-5	4-8	2000	3-1	2-2	5-3	2005	2-2	1-2	3-4	2010	2-1	1-2	3-3
1996	5-1	0-6	5-7	2001	1-2	2-1	3-3	2006	2-1	2-2	4-3	2011	1-2	0-4	1-6
1997	3-2	1-5	4-7	2002	2-1	1-2	3-3	2007	2-0	1-2	3-2	2012	1-2	1-2	2-4

2014 OPPONENTS



MANAGER TERRY COLLINS

Fourth season in New York (225-261)
10th season overall (669-695)

NEW YORK IN 2013

Record: 74-88
Finish: 3rd, NL East

ASTROS ALL-TIME SERIES RESULTS

Overall: 308-258-1
at HOU: 176-108-1
at NYM: 132-150

ASTROS RESULTS BY DECADE

1960s: 87-49-1 (.640)
1970s: 61-59 (.508)
1980s: 61-56 (.521)
1990s: 61-46 (.570)
2000s: 28-39 (.418)
2010s: 10-9 (.526)
Total: 308-258-1 (.544)

Eastern Division | National League

NEW YORK METS

Citi Field • Flushing, NY 11368
(718) 507-6387 • (718) 507-6395 (Fax) • mets.com

Chairman & Chief Exec. Officer: Fred Wilpon
President: Saul B. Katz
Chief Operating Officer: Jeff Wilpon
Vice President, Media Relations: Jay Horwitz
Direct Phone: (718) 565-4330
Senior Director, Media Relations: Shannon Forde
Direct Phone: (718) 565-4323
Assistant Director, Media Relations: Ethan Wilson
Direct Phone: (718) 565-4027
Stadium (Year Opened): Citi Field (2009)
Capacity/Dimensions: 41,922/335—408—330
Manager, Team Travel: Brian Small

SERIES RECORDS

Longest Winning Streak, Astros: 10 (5/23/69-5/29/70)
Longest Winning Streak, Mets: 7 (7/17/66-7/27/66)
Largest Margin of Victory, Astros: 13 (2x, last, 7/30/02, Hou 16, NYM 3)
Largest Margin of Victory, Mets: 16 (8/30/99, Nym 17, HOU 1)
Most Runs Scored by Astros: 16 (3x, last, 7/30/02 at New York)
Most Runs Scored by Mets: 17 (8/30/99 at Houston)
Most Runs Scored by Both Teams: 22 (5/6/73, Hou 14, NYM 8)
Longest Game, Innings: 24 (4/15/68 at Houston)
* home team in CAPS

ASTROS YEAR-BY-YEAR RESULTS

YEAR	HOME	ROAD	TOTAL	YEAR	HOME	ROAD	TOTAL	YEAR	HOME	ROAD	TOTAL	YEAR	HOME	ROAD	TOTAL
1962	7-1	6-2	13-3	1975	3-3	1-5	4-8	1988	4-2	1-5	5-7	2001	2-1	1-2	3-3
1963	7-2	6-3	13-5	1976	3-3	3-3	6-6	1989	3-3	3-3	6-6	2002	2-1	2-1	4-2
1964	7-2	2-7	9-9	1977	4-2	2-4	6-6	1990	4-2	1-5	5-7	2003	1-2	1-2	2-4
1965	7-2	7-2	14-4	1978	4-2	3-3	7-5	1991	3-3	4-2	7-5	2004	1-2	1-2	2-4
1966	4-5	3-6	7-11	1979	5-1	4-2	9-3	1992	3-3	2-4	5-7	2005	3-1	2-4	5-5
1967	8-1	3-6	11-7	1980	5-1	3-3	8-4	1993	6-0	5-1	11-1	2006	1-2	1-2	2-4
1968	5-4	5-4	10-8	1981	5-1	1-2	6-3	1994	2-1	1-2	3-3	2007	2-2	0-3	2-5
1969	6-0	4-2	10-2	1982	4-2	4-2	8-4	1995	3-3	3-3	6-6	2008	3-0	2-2	5-2
1970	4-2	2-4	6-6	1983	4-2	5-1	9-3	1996	4-2	4-2	8-4	2009	1-2	0-3	1-5
1971	3-3	3-3	6-6	1984	1-5	3-3	4-8	1997	3-2	4-2	7-4	2010	2-2	1-2	3-4
1972	3-3	2-4	5-7	1985	2-4	2-4	4-8	1998	3-3	2-1	5-4	2011	1-2	2-1	3-3
1973	2-4	4-2	6-6	1986	4-2	1-5	5-7	1999	1-2	3-3	4-5	2012	3-0	1-2	4-2
1974	4-2	2-4	6-6	1987	3-3	3-3	6-6	2000	1-3	1-2	2-5				

2014 OPPONENTS



MANAGER RYNE SANDBERG

First full season in Philadelphia (20-22)
First full season overall (20-22)

PHILADELPHIA IN 2013

Record: 73-89
Finish: 4th, NL East

ASTROS ALL-TIME SERIES RESULTS

Overall: 277-289
at HOU: 160-123
at PHI: 117-166

ASTROS RESULTS BY DECADE

1960s: 51-87 (.370)
1970s: 59-61 (.492)
1980s: 57-61 (.483)
1990s: 62-43 (.590)
2000s: 39-27 (.591)
2010s: 9-10 (.474)
Total: 277-289 (.489)

Eastern Division | National League

PHILADELPHIA PHILLIES

Citizens Bank Park • One Citizens Bank Way • Philadelphia, PA 19148
(215) 463-6000 • (215) 389-3050 (Fax) • phillies.com

President and CEO: David Montgomery
Chairman: Bill Giles
Senior Vice President, General Manager: Ruben Amaro Jr.
Vice President, Communications: Bonnie Clark
Direct Phone: (215) 218-5371
Director, Public Affairs: Scott Palmer
Direct Phone: (215) 218-5227
Director, Publicity: John Brazer
Direct Phone: (215) 218-5213
Stadium (Year Opened): Citizens Bank Park (2004)
Capacity/Dimensions: 329—401—330
Director, Team Travel: Frank Coppenbarger

SERIES RECORDS

Longest Winning Streak, Astros: 12 (8/17/04-9/7/05)
Longest Winning Streak, Phillies: 17 (4/13/62-9/3/62)
Largest Margin of Victory, Astros: 14 (5/13/02, HOU 17, PHI 3)
Largest Margin of Victory, Phillies: 16 (9/10/63, PHI 16, HOU 0)
Most Runs Scored by Astros: 17 (5/13/02 at Houston)
Most Runs Scored by Phillies: 16 (9/10/63 at Philadelphia)
Most Runs Scored by Both Teams: 23 (8/22/92, HOU 14, PHI 9)
Longest Game, Innings: 16 (2x, last, 8/24/10 at Philadelphia)
* home team in CAPS

ASTROS YEAR-BY-YEAR RESULTS

YEAR	HOME	ROAD	TOTAL	YEAR	HOME	ROAD	TOTAL	YEAR	HOME	ROAD	TOTAL	YEAR	HOME	ROAD	TOTAL
1962	1-8	0-9	1-17	1975	4-2	2-4	6-6	1988	5-1	3-3	8-4	2001	1-2	2-1	3-3
1963	6-3	2-7	8-10	1976	3-3	1-5	4-8	1989	6-1	3-2	9-3	2002	3-0	0-3	3-3
1964	3-6	2-7	5-13	1977	4-2	0-6	4-8	1990	3-3	2-4	5-7	2003	1-2	1-2	2-4
1965	2-7	4-5	6-12	1978	5-1	1-5	6-6	1991	4-2	3-3	7-5	2004	3-0	3-0	6-0
1966	5-4	2-7	7-11	1979	2-4	3-3	5-7	1992	4-2	4-2	8-4	2005	3-0	3-0	6-0
1967	5-4	2-7	7-11	1980	2-4	1-5	3-9	1993	2-4	3-3	5-7	2006	0-3	2-1	2-4
1968	6-3	3-6	9-9	1981	4-0	0-6	4-6	1994	3-0	2-1	5-1	2007	2-1	1-2	3-3
1969	5-1	3-3	8-4	1982	4-2	3-3	7-5	1995	1-5	4-2	5-7	2008	2-2	1-2	3-4
1970	3-3	1-5	4-8	1983	1-5	3-3	4-8	1996	5-1	5-1	10-2	2009	4-0	2-2	6-2
1971	4-2	4-2	8-4	1984	3-3	3-3	6-6	1997	2-4	2-3	4-7	2010	0-3	4-0	4-3
1972	6-0	3-3	9-3	1985	3-3	1-5	4-8	1998	3-0	4-2	7-2	2011	2-1	0-3	2-4
1973	3-3	4-2	7-5	1986	3-3	3-3	6-6	1999	2-1	4-0	6-1	2012	2-1	1-2	3-3
1974	4-2	2-4	6-6	1987	2-4	4-2	6-6	2000	3-3	2-1	5-4				

2014 OPPONENTS



MANAGER MATT WILLIAMS

First season in Washington
First season overall

WASHINGTON IN 2013

Record: 86-76
Finish: 2nd, NL East

ASTROS ALL-TIME SERIES RESULTS

Overall: 243-201
at HOU: 128-93
at PHI: 115-108

ASTROS RESULTS BY DECADE

1960s: 11-1 (.917)
1970s: 71-49 (.592)
1980s: 60-55 (.522)
1990s: 57-51 (.528)
2000s: 36-31 (.537)
2010s: 8-14 (.364)
Total: 243-201 (.547)

Eastern Division | National League

WASHINGTON NATIONALS

Nationals Park • 1500 South Capitol St., SE • Washington, DC 20003
(202) 640-7000 • (202) 640-7450 (Fax) • nationals.com

Managing Principal Owner: Theodore N. Lerner
President, Baseball Operations and General Manager: Mike Rizzo
Assistant General Manager: Bryan Minniti
Director, Baseball Operations: Adam Cromie
Sr. Director, Baseball Media Relations: John Dever
Direct Phone: (202) 640-7437
Director, Baseball Media Relations and New Media: Amanda Comak
Direct Phone: (202) 640-7417
Stadium (Year Opened): Nationals Park (2008)
Capacity/Dimensions: 41,408/336—402—370
Vice President, Clubhouse Operations and Team Travel: Rob McDonald

SERIES RECORDS

Longest Winning Streak, Astros: 9 (7/18/97-4/18/98)
Longest Winning Streak, Nationals: 5 (3x, last, 5/10/96-8/7/96)
Largest Margin of Victory, Astros: 15 (4/26/98, Hou 15, MON 0)
Largest Margin of Victory, Nationals: 16 (6/17/79, MON 19, Hou 3)
Most Runs Scored by Astros: 17 (8/17/72 at Montreal)
Most Runs Scored by Nationals: 19 (6/17/79 at Montreal)
Most Runs Scored by Both Teams: 22 (6/17/79, MON 19, Hou 3)
Longest Game, Innings: 19 (7/7/85 at Houston)
* home team in CAPS

ASTROS YEAR-BY-YEAR RESULTS

YEAR	HOME	ROAD	TOTAL	YEAR	HOME	ROAD	TOTAL	YEAR	HOME	ROAD	TOTAL	YEAR	HOME	ROAD	TOTAL
1969	6-0	5-1	11-1	1980	2-4	3-3	5-7	1991	2-4	0-6	2-10	2002	3-3	1-2	4-5
1970	4-2	4-2	8-4	1981	2-1	3-1	5-2	1992	4-2	4-2	8-4	2003	2-1	1-2	3-3
1971	1-5	3-3	4-8	1982	2-4	2-4	4-8	1993	3-3	2-4	5-7	2004	1-2	1-2	2-4
1972	4-2	4-2	8-4	1983	5-1	3-3	8-4	1994	1-2	1-2	2-4	2005	2-1	3-1	5-2
1973	4-2	2-4	6-6	1984	4-2	3-3	7-5	1995	3-3	6-0	9-3	2006	3-1	1-3	4-4
1974	1-5	5-1	6-6	1985	4-2	2-4	6-6	1996	2-4	2-5	4-9	2007	1-3	1-2	2-5
1975	5-1	3-3	8-4	1986	5-1	3-3	8-4	1997	5-1	3-2	8-3	2008	2-1	2-1	4-2
1976	5-1	5-1	10-2	1987	4-2	3-3	7-5	1998	2-1	5-1	7-2	2009	3-1	0-2	3-3
1977	4-2	4-2	8-4	1988	2-4	4-2	6-6	1999	4-2	3-0	7-2	2010	3-1	1-3	4-4
1978	4-2	2-4	6-6	1989	1-5	3-3	4-8	2000	2-1	2-4	4-5	2011	2-1	1-2	3-3
1979	5-1	2-4	7-5	1990	3-3	2-4	5-7	2001	3-0	3-0	6-0	2012	0-4	1-3	1-7

2014 OPPONENTS

HOUSTON'S LAST TRADE WITH...

ARIZONA:	OF Bobby Borcherding and OF Marc Krauss for 3B Chris Johnson on July 29, 2012.
ATLANTA:	RHP Juan Abreu, RHP Paul Clemens, LHP Brett Oberholtzer, and OF Jordan Schafer for OF Michael Bourn on July 31, 2011.
CHICAGO (NL):	RHP Tom Gordon for LHP Russ Rohlicek and two PTBNL on Aug. 20, 2002. RHP Travis Anderson and RHP Mike Nannini named on Sept. 11, 2002.
CINCINNATI:	RHP Enerio Del Rosario for cash considerations on Sept. 13, 2010.
COLORADO:	RHP Alex Gillingham and RHP Alex White for RHP Wilton Lopez and PTBNL** on Dec. 4, 2012.
LOS ANGELES (NL):	RHP John Ely for LHP Rob Rasmussen on Dec. 19, 2012.
MIAMI:	3B Matt Dominguez and LHP Rob Rasmussen for 1B Carlos Lee on July 5, 2012.
MILWAUKEE:	IF Mark Loretta for two PTBNL on Aug. 31, 2002. LHP Wayne Franklin named on September 3, 2002 and IF Keith Ginter named on Sept. 5, 2002.
NEW YORK (NL):	RHP Dan Wheeler for OF Adam Seuss on Aug. 27, 2004.
PHILADELPHIA:	RHP Jarred Cosart, IF Jonathan Singleton, RHP Josh Zeid, and a PTBNL for OF Hunter Pence on July 29, 2011. OF Domingo Santana named on Aug. 15, 2011.
PITTSBURGH:	LHP Colton Cain, OF Robbie Grossman, and LHP Rudy Owens for LHP Wandy Rodriguez on July 24, 2012.
ST. LOUIS:	IF Tyler Greene for cash considerations on Aug. 9, 2012.
SAN FRANCISCO:	IF Jeff Keppinger for RHP Henry Sosa and RHP Jason Stoffel on July 19, 2011.
SAN DIEGO:	LHP Randy Wolf for P Chad Reineke on July 22, 2008.
WASHINGTON:	IF Geoff Blum for IF Chris Truby on March 12, 2002.
BALTIMORE:	OF L.J. Hoes, LHP Josh Hader, and 2014 competitive balance pick (A) for RHP Bud Norris and international pool space on July 31, 2013.
BOSTON:	RHP Garrett Mock for future considerations on Aug. 3, 2012.
CHICAGO (AL):	RHP Matt Heidenreich, LHP Blair Walters, and PTBNL for RHP Brett Meyers on July 20, 2012. RHP Chris Devenski named on Aug. 3, 2012.
CLEVELAND:	OF Luke Scott and OF Willy Taveras for LHP Jeriome Robertson, March 31, 2004.
DETROIT:	OF Danry Vasquez and PTBNL for RHP Jose Veras on July 29, 2013. RHP David Paulino named on Sep. 13, 2013.
KANSAS CITY:	RHP Kyle Smith for OF Justin Maxwell on July 31, 2013.
LOS ANGELES (AL):	IF Dickie Thon for P Ken Forsch on April 1, 1981.
MINNESOTA:	IF Steve Lombardozzi for P Gordie Farmer and IF Ramon Cedenon on March 21, 1989; Farmer replaced by IF Mica Lewis on March 8, 1990.
NEW YORK (AL):	RHP Charles Basford for OF Fernando Martinez on June 18, 2013.
OAKLAND:	LHP Travis Blackley for OF Jake Goebbert on April 4, 2013.
SEATTLE:	C Carlos Maldonado for IF Carlos Hernandez on March 21, 2000.
TAMPA BAY:	LHP Theron Geith for OF Ben Francisco on Aug. 31, 2012.
TEXAS:	RHP Matt Nevarez and two PTBNL for C Ivan Rodriguez on Aug. 18, 2009. IF Jose Vallejo named on Aug. 20, 2009. ** (second player)
TORONTO:	RHP Francisco Cordero, OF Ben Francisco, RHP Joe Musgrove, C Carlos Perez, LHP David Rollins, RHP Asher Wojciechowski, and PTBNL for RHP David Carpenter, LHP J.A. Happ, and RHP Brandon Lyon on July 20, 2012. RHP Kevin Comer named on Aug. 16, 2012.

**"Player to be named later" changed to "cash considerations".

2014 OPPONENTS

HOUSTON VS. OPPONENTS ALL-TIME

	W	TOTAL L	PCT	W	HOME L	PCT	W	ROAD L	PCT
Arizona	42	64	.396	20	30	.400	22	34	.393
Atlanta	321	379	.489	173	184	.485	148	195	.431
Baltimore	5	10	.333	4	2	.667	1	8	.111
Boston	3	13	.188	3	6	.333	0	7	.000
Chicago (AL)	14	14	.500	6	4	.600	8	10	.444
Chicago (NL)	377	331	.532	207	145	.588	170	186	.478
Cincinnati	399	442	.474	216	207	.511	183	235	.438
Cleveland	11	14	.440	8	7	.533	3	7	.300
Colorado	83	80	.509	54	30	.643	29	50	.367
Detroit	10	12	.455	5	5	.500	5	7	.417
Kansas City	19	17	.528	9	9	.500	10	8	.556
Los Angeles (AL)	13	12	.520	5	7	.417	8	5	.615
Los Angeles (NL)	320	388	.452	176	171	.507	144	217	.399
Miami	79	75	.513	49	27	.645	30	48	.385
Milwaukee	127	112	.531	76	44	.633	51	68	.429
Minnesota	10	16	.385	5	9	.357	5	7	.417
New York (AL)	2	13	.133	0	6	.000	2	7	.222
New York (NL)	308	258	.544	176	108	.620	132	150	.468
Oakland	5	20	.200	2	10	.167	3	10	.231
Philadelphia	277	289	.489	160	123	.565	117	166	.413
Pittsburgh	340	363	.484	203	146	.582	137	217	.387
St. Louis	327	377	.464	183	174	.513	144	203	.415
San Diego	309	282	.523	171	122	.584	138	160	.463
San Francisco	343	375	.478	197	163	.547	146	212	.408
Seattle	15	13	.536	7	9	.438	8	4	.667
Tampa Bay	8	11	.421	5	8	.385	3	3	.500
Texas	32	59	.352	16	30	.348	16	29	.356
Toronto	8	5	.615	5	1	.833	3	4	.429
Washington	243	201	.547	128	93	.579	115	108	.516
Totals	4050	4245	.488	2269	1880	.547	1781	2365	.430



HISTORY & RECORDS



ASTROS HISTORY & RECORDS

HISTORY & RECORDS TABLE OF CONTENTS

Attendance Records	397	Individual Milestones	386	Sweeps	394
All-Star Games in Houston	454	Last Time it Happened	357	Team Records	
All-Star Selections	408	Managerial History	395	Defensive Records	374
All-Time Roster		Media Wall of Honor	355	Individual Batting	364
By Name	410	Minute Maid Park Records		Individual Pitching	367
By Uniform Number	414	All-Time Batting Leaders	420	Leaders by Position	405
Coaches	413	Extra-Inning Games	422	Team Batting	369
Awards		Game Time	422	Team Pitching	371
BBWAA Awards	406	Longest/Shortest Home Runs	421	Team Pinch-Hitting	373
Cy Young	407	Opponent Career Records	420	Triple Plays	393
Gold Glove Winners	407	Single Game Records	421	Uniform History	351
Most Valuable Player	407	Record by Roof Status	422	Win-Loss Records	375
Players of the Month	407	Month-by-Month Records	394	Year-by-Year	
Other Awards	407	No-Hitters	393	Batting Leaders	381
Rookie of the Year	407	Offensive Top 10 Charts	377	Final Records	395
Best Records by Game Number	396	Opening Day		Games Played Leaders by Position	404
Broadcasting	353	Lineups	402	Leaderboard	392
Cycles	387	Start Leaders by Position	401	Pitching Leaders	382
Doubleheaders	393	Year-by-Year	401	Summaries	343
Hitting Streaks	385	Pitching Top 10 Charts	379	Team Batting	383
Home Runs		Postseason		Team Pitching	384
At Minute Maid Park	421	Boxscores	423	20-Game Winners	393
Career Grand Slams	387	Game-by-Games	452		
Career Leadoff Homers	387	Records	448		
Career Pinch-hit	387	Retired Numbers	340		
Career Walk-off	387	Rookie Records			
Grand Slams	388	Home Run Chart	385		
Inside the Park	391	Team Records	373		
Opponent Grand Slams	389	Slowest Starts	395		
Walk-off Home Runs	390	Stadium History	350		

RETIRED ASTROS NUMBERS



32 • JIM UMBRICHT


1962-1963

BORN: 9/17/30 IN CHICAGO, IL

B: R T: R

Jim Umbricht broke into the professional ranks with the Milwaukee Brewers farm system in 1953 and was traded to Pittsburgh for outfielder Emil Ranko on April 6, 1959. He was purchased by the Houston Colt .45s in the 1961 National League player pool for \$50,000 from Pittsburgh. Umbricht opened the season with the Colts and was one of the top relief pitchers in the National League. He posted a 4-0 record with a 2.01 ERA that year. He then made a remarkable comeback after a cancer operation in mid-March

of 1963 and was once again one of the league's leading relievers with a 4-3 record and 2.61 ERA. Umbricht died April 8, 1964 at the age of 33. His number, 32, was officially retired on April 12, 1965.



40 • DON WILSON

1966-74


BORN: 2/12/45 IN MONROE, LA

B: R T: R

Don Wilson is the only player to throw two no-hitters while wearing a Houston uniform. He pitched a no-hitter on June 18, 1967 vs. Atlanta (2-0) and May 1, 1969 at Cincinnati (4-0). Wilson established the club record for single-game strikeouts (18) on July 14, 1968 vs. Los Angeles. He compiled a 103-92 record in nine seasons with the Astros and won a career-high 16 games twice in 1969 (16-12), and 1971 (16-10). He was named to the 1971 All-Star team. Wilson died on January 5, 1975 and his number, 40, was officially

retired on April 13, 1975.

RETIRED ASTROS NUMBERS



25 • JOSE CRUZ

1975-87

BORN: 8/8/47 IN ARROYO, PR

B: L T: L

Jose "Cheo" Cruz ranks in the top 10 in every significant Astros career hitting category. He was the team's most valuable player four times (1977, 1980, 1983, 1984) and named a National League All-Star twice (1980, 1985). He started his career in the St. Louis organization but did not blossom until he was acquired by the Astros in 1975. Cruz made three trips into postseason play with the Astros, batting .400 in the 1980 NLCS against the Phillies and hitting .300 six times in his career. Cruz currently serves as a community

outreach executive for the club. He previously served as the Astros' first base coach for 13 seasons from 1997-2009. His number, 25, was officially retired on Oct. 3, 1992.



33 • MIKE SCOTT


1983-91

BORN: 4/26/55 IN SANTA MONICA, CA

B: R T: R

Mike Scott is still remembered for doing the impossible: on Sept. 25, 1986, he became the first pitcher ever to throw a no-hitter in a clinching situation when he shut down San Francisco 2-0 to wrap up the NL West title. Scott, who began his career with the New York Mets, was 110-81 with a 3.30 ERA as an Astro from 1983-90, winning the Cy Young Award in 1986 when he led the Majors in strikeouts (306), innings pitched (275.1) and ERA (2.22). He will also be remembered for his feats in the 1986 NLCS. Scott twice

beat the New York Mets, limiting them to one run in 18 innings and striking out 19 batters. He became the first player from a losing team to win NLCS MVP honors. In 1989, he became Houston's fourth 20-game winner when he posted a 20-10 record. His number, 33, was officially retired on Oct. 3, 1992.



34 • NOLAN RYAN

1980-88

BORN: 1/31/47 IN REFUGIO, TX

B: R T: R

The all-time strikeout king and 1999 inductee to the Baseball Hall of Fame played nine seasons for the Astros after signing as a free agent on Nov. 19, 1979. He helped the Astros to their first National League West Division title in 1980. He tossed his fifth career no-hitter on Sept. 26, 1981 against Los Angeles and posted one of the best post-World War II ERAs (1.69) in helping Houston to the second half title. On April 27, 1983, he surpassed Walter Johnson as baseball's all-time strikeout king when he fanned former Houston Astros manager and Montreal infielder Brad Mills. He led the league with a 2.76 ERA in 1987 despite an 8-16 record. He led the league in strikeouts in 1987 (270) and 1988 (228). Ryan made two All-Star appearances while wearing a Houston uniform

(1981, 1985) and was the owner of 53 Major League pitching records upon his retirement. His number, 34, was retired on Sept. 29, 1996. This offseason, Ryan was hired as an executive advisor to the club on Feb. 11, 2014.



49 • LARRY DIERKER

1964-77


BORN: 9/22/46 IN HOLLYWOOD, CA

B: R T: R

On May 19, 2002, the Astros retired the number 49 of franchise icon Larry Dierker. In 40 years of service to the organization, Dierker served as a player, front-office member, broadcaster, and manager. In 13 seasons on the mound with Houston, he won 137 games, second only to Joe Niekro in team history. He owns the franchise records for innings pitched, starts, complete games, and shutouts. A two-time All-Star, Dierker pitched the fifth no-hitter in franchise history on July 9, 1976. After one season in the

front office and 18 as a broadcaster, Dierker became only the sixth manager in Major League history to win a division crown in his first season. In five seasons as the club's skipper from 1997-2001, he won four division titles, and the 1998 team won a franchise-record 102 games, allowing Dierker to earn NL Manager of the Year honors. Dierker currently serves as a special assistant to Astros President Reid Ryan.

RETIRED ASTROS NUMBERS



24 • JIMMY WYNN

1963-73

BORN: 3/12/46 IN HAMILTON, OH

B: R T: R

Jimmy Wynn spent the first 11 years of his 15-year Major League career with the Houston franchise, the first two as a member of the Colt .45's. Despite his small frame (5'9"), Wynn boasted enormous power and a strong throwing arm, earning him the nickname "The Toy Cannon." He ranks among the Top 10 in almost every significant Astros career hitting category and led the franchise in hits (1,291), home runs (223), and RBI (719) when he left the club after the 1973 season. In 1967, the slugging center fielder finished

second in the National League in home runs (37) while posting 107 RBI. He also became the first Astro to hit three home runs in a game. As a member of the 1974 Dodgers, Wynn smashed 32 home runs with 108 RBI, finishing in fifth place for the National League Most Valuable Player Award. Wynn remains an active member of the Houston community and currently works as a community outreach executive for the club. His number, 24, was officially retired on June 25, 2005.



5 • JEFF BAGWELL

1991-2005

BORN: 5/27/68 IN BOSTON, MA

B: R T: R

On Aug. 26, 2007, the Astros retired the No. 5 worn by first baseman Jeff Bagwell during his 15-year career with the team. Bagwell is the franchise's career leader in home runs with 449 and in RBI with 1,529, and he is the only Astro to win the National League Most Valuable Player Award, having done so in 1994 after hitting .368 with 39 home runs and 116 RBI. Bagwell is also the only player in franchise history to win the NL Rookie of the Year award, capturing the honor in 1991. One of the most respected players and

leaders in recent Major League memory, Bagwell's mark on the Astros franchise is indelible, from his play on the field to his impact on the younger Astros in the clubhouse. He also earned NL Silver Slugger Awards three times (1994, 1997, 1999) and one Rawlings Gold Glove Award (1994), and the four-time All-Star is the only Astro with six consecutive 100-RBI seasons. Bagwell was the Astros Opening Day first baseman for 15 consecutive seasons, and his 2,314 hits rank second in franchise history.



7 • CRAIG BIGGIO

1988-2007

BORN: 12/14/65 IN SMITHTOWN, NY


B: R T: R

On Aug. 17, 2008, the Astros retired the No. 7 worn by second baseman Craig Biggio during his 20-year career with the team. Biggio is the franchise's career leader in runs scored (1844) and hits (3060) and is the only player to reach the 3,000-hit plateau while wearing an Astros uniform. At the time of his retirement, he ranked 20th in Major League history in that category and was one of only nine players to reach the milestone while playing his entire career with the same team. Biggio also leads the franchise in doubles with 668. In 1998, Biggio joined Hall of Famer Tris Speaker as the only players in the 20th century to collect 50-or-more doubles and 50-or-more stolen bases in the same season. He followed his 1998 campaign by hitting 56 doubles in 1999, becoming just the sixth player in MLB history to have back-to-back 50-double seasons. Biggio has played more

games (2850) than any other player in franchise history and has been hit by more pitches (285) than any player in modern MLB history (since 1900). A seven-time All-Star, Biggio received five Silver Slugger Awards and four Gold Gloves. He is the only player in Major League history to make the All-Star team at both catcher and second base. Biggio played in a franchise record 20 seasons with the club, including 19 consecutive Opening Day starts (1989-2007). He remains a member of the Astros organization as a special assistant to the general manager.

ASTROS HISTORY & RECORDS

RETIRED ASTROS NUMBERS



42 • JACKIE ROBINSON

1947-56


BORN: 1/31/19 IN CAIRO, GA

B: R T: R

On April 15, 1947, Jackie Robinson debuted at first base for the Brooklyn Dodgers, becoming the first African American in the 20th century to appear in a Major League Baseball uniform. He broke the color barrier, and quickly became one of the league's stars and a symbol of hope to millions of Americans. Known for his daring baserunning, Robinson stole home 19 times, and helped the Dodgers win the pennant in six of his 10 seasons. In 1949, he was named the National League MVP after batting .342 with 37 steals and 124 runs. And, in 1962, he became the first black player elected to the National Baseball Hall of Fame. To mark the 50th anniversary of his historic achievement, Major League Baseball dedicated the 1997 season to Robinson and retired his number, 42, throughout the league. Robinson died Oct. 24, 1972, at the age of 53.



HOUSTON MAJOR LEAGUE HISTORY

- 1962** The Houston Colt .45s play their first Major League game on April 10, defeating the Chicago Cubs 11-2.
- 1963** Bob Bruce one-hits the Cincinnati Reds on April 26...Don Nottebart no-hits the Phillies on May 7.
- 1964** Ken Johnson becomes the first Major Leaguer to lose a nine-inning no-hitter on April 23 with a 1-0 loss to the Cincinnati Reds.
- 1965** The Houston Colt .45s become the Houston Astros and inaugurate indoor baseball with a 2-1 exhibition win over the New York Yankees on April 9 in the Astrodome...rookie Joe Morgan sets club marks for at-bats, runs, hits and triples.
- 1966** Mike Cuellar sets a club mark with a 2.22 ERA...home attendance mark which stood for 22 years, was set on June 22 as 50,908 watch Sandy Koufax and the Dodgers down Houston 5-2.
- 1967** Don Wilson fires a no-hitter vs. the Atlanta Braves, 2-0, on June 18, striking out Hank Aaron for the final out... Jimmy Wynn sets club records with 37 home runs and 107 RBI.
- 1968** Don Wilson strikes out 18 Cincinnati Reds in a 6-1 win on July 14...four Houston hurlers win 10-or-more games: Don Wilson (13), Larry Dierker (12) Dave Giusti (11) and Denny Lemaster (10)...the Astros down the Mets 1-0 in 24 innings on April 15.
- 1969** Cincinnati's Jim Maloney no-hits the Astros on April 30 and the next night, May 1, Don Wilson returns the favor by no-hitting the Reds, 4-0...Larry Dierker becomes Houston's first 20-game winner...the club records its first .500 season (81-81).
- 1970** Fred Gladding appears in 63 games, setting a club mark...three Astros hit over .300 (Cesar Cedeno, .310; Jesus Alou, .306; Denis Menke, .304).
- 1971** Cesar Cedeno leads the league with 40 doubles and Roger Metzger and Joe Morgan share the league lead with 11 triples each...during the 1971 winter meetings, Houston acquires Lee May, Tommy Helms and Jimmy Stewart from the Reds for Joe Morgan, Jack Billingham, Denis Menke, Cesar Geronimo and Ed Armbrister.
- 1972** Astros finish in second place with their best record ever (84-69)... Jerry Reuss and Larry Dierker hurl back-to-back one hitters on June 18 against Philadelphia and June 19 vs. New York, respectively...Cesar Cedeno hits for the cycle on Aug. 2 vs. the Reds.



ASTROS HISTORY & RECORDS

- 1973** Cesar Cedeno becomes the first player in history to steal 50 bases and hit 20 home runs in successive seasons...Roger Metzger leads the league with 14 triples...Lee May hits safely in a club record 21 straight games.
- 1974** Rookie Greg Gross leads the club with a .314 average, and sets a club mark with 185 hits...Ken Forsch appears in a then-club record 70 games...Cliff Johnson has five pinch-hit home runs.
- 1975** Bob Watson leads the Astros with a .324 average, 157 hits and 85 RBI...Dierker leads the staff with 14 wins.
- 1976** J.R. Richard becomes Houston's second 20-game winner...Cesar Cedeno sets a club mark with 58 stolen bases and earns his fifth-straight Gold Glove.
- 1977** Three Astros steal 40 bases (Cesar Cedeno, 61; Jose Cruz, 44; Enos Cabell, 42)...Watson sets a new club record with 110 RBI.
- 1978** J.R. Richard strikes out 303 to become the first National League righthander to strike out 300 batters in a season...Enos Cabell sets club marks for at-bats (660), games (162) and hits (195).
- 1979** Houston finishes in second place, just a game-and-a-half behind the Reds...J.R. Richard improves upon his 1978 strikeout total by fanning 313...Joe Niekro sets a club mark with 21 wins...Ken Forsch no-hits the Braves on April 7...Bill Virdon is named Manager of the Year.
- 1980** Houston claims its first title as the Astros win the NL West with a 93-70 record, defeating Los Angeles in a one-game playoff...Niekro wins 20 games again...Joe Morgan returns to Houston to add leadership in the pennant drive.
- 1981** Houston gets off to a slow start, but takes advantage of the split season created by the player's strike to win the "second season" with a 33-20 mark, earning a spot in the playoffs...Nolan Ryan hurls his Major League record fifth no-hitter, blanking the Dodgers on Sept. 26...Ryan also leads the league with a 1.69 ERA...Art Howe establishes a then-club record 23-game hitting streak.
- 1982** Ray Knight, an offseason acquisition from Cincinnati for Cesar Cedeno, remains among the league leaders in hitting for most of the season, finishing with a .294 mark...Bob Lillis takes over as interim manager on Aug. 10 and the Astros finish 28-23 under Lillis.
- 1983** After struggling to an 0-9 start, the Astros rebound with one of their finest seasons...Houston finishes at 85-77, the third-highest win total in club history...Jose Cruz battles for NL batting title to the last day and finishes third...Nolan Ryan surpasses Walter Johnson's all-time strikeout mark.
- 1984** The Astros bounce back from another slow start, finishing second in the NL West...1983 All-Star Dickie Thon is lost for the season in the fifth game after being hit in the head by a pitch from the Mets' Mike Torrez...Cruz repeats as the club MVP by posting a .312 average and a career-high 95 RBI.
- 1985** The Astros celebrate the Astrodome's 20th Anniversary with a 2-1 Opening Day victory over the Dodgers in front of 42,876 fans...Joe Niekro becomes Houston's all-time winningest pitcher with his 5-0 shutout of San Francisco on June 9...Nolan Ryan becomes first player to record 4,000 strikeouts in a career when he fans Danny Heep on July 11 at the Astrodome...Jose Cruz reaches the 2,000 hit plateau on Sept. 15.
- 1986** A Silver Anniversary season turns golden as the Astros win their second NL West title...Rookie skipper Hal Lanier guides the team to a club-record 96 regular season wins...Lanier earns Manager of the Year notice from four different press associations after the season...right-hander Mike Scott becomes Houston's first ever Cy Young Award winner, leading the league in ERA (2.22) and strikeouts (306), and winning 18 games for the second straight year.
- 1987** Houston finishes the season with the third-highest attendance total in baseball (1,909,902)...Nolan Ryan leads the Majors in strikeouts with 270 and ties for the lead in ERA with a 2.76 mark...Mike Scott is named the NL starter for the All-Star game and throws 2.0 scoreless innings.



ASTROS HISTORY & RECORDS

- 1988** Houston wins its 2,000th game, 6-3, over San Diego on Opening Night... Mike Scott comes within one out of his second career no-hitter on June 12 vs. Atlanta...Bob Knepper tosses a one-hitter on Sept. 21 vs. the Braves.
- 1989** Mike Scott becomes the fourth Houston pitcher to win 20 games and wins his second Astros MVP award...the Astros win 10 straight on the road from May 7-31 to set a club record...their 10-game winning streak from May 26 to June 4 tied another club mark...Glenn Davis hits a career-high 34 homers.
- 1990** Danny Darwin had a league-leading 2.21 ERA, becoming the third Houston pitcher in five years to lead the NL in ERA...Franklin Stubbs sets club mark for left-handers with 23 home runs...Houston ties a league record by playing in 27 extra-inning games...on May 17, Eric Anthony becomes the first Astro to hit an upper deck home run since 1970.
- 1991** Jeff Bagwell becomes the Astros first BBWAA Rookie of the Year after hitting .294 with 15 homers and a club rookie record of 82 RBI...Craig Biggio leads the club in hitting for the second straight year (.295) and joins Pete Harnisch on the NL All-Star team.
- 1992** Despite a grueling 26-day road trip made necessary when the Astrodome played host to the Republican National Convention, the Astros rallied in the second half to post the club's first non-losing season since 1989... Craig Biggio became the first player ever to make the All-Star team at both catcher (1991) and second base (1992)...Doug Jones was also named to the All-Star team and set the club single-season record with 36 saves.
- 1993** The club established several franchise offensive records including batting average (.267), homers (138) and doubles (288)...paced by Craig Biggio's career-high 21 round-trippers, seven Houston players totaled double figures in homers for the first time in club history...Mark Portugal set a club record by winning his final 12 decisions...Darryl Kile posted a nine-game win streak and tossed the ninth no-hitter in Astros history on Sept. 8 against New York.
- 1994** Jeff Bagwell became the first Houston player ever to win the NL Most Valuable Player award...Bagwell was a unanimous selection for only the third time in league history after batting .368 and setting club records with 73 extra base hits, 39 homers and 116 RBI...Bagwell earned All-Star honors along with Craig Biggio, Ken Caminiti, Doug Drabek and rookie John Hudek...Rookie skipper Terry Collins guided the club to a 66-49 mark, one-half game behind Cincinnati, before a players' strike ended the season on Aug. 12.
- 1995** The Astros took the chase for the NL's first-ever Wild Card playoff berth to the final day of the season before finishing one game behind Colorado... Craig Biggio was voted the NL's starting second baseman in the All-Star Game and slugged a solo homer...he later was voted team MVP and won a second consecutive Rawlings Gold Glove Award.
- 1996** A two-and-a-half game lead at the end of August slipped away and denied Houston a shot at the NL Central title...the Astros suffered through an 8-17 September, which included a nine-game losing streak to fall out of the playoff chase...Jeff Bagwell slugged 31 homers and set single season records with 48 doubles and 120 RBI...Derek Bell knocked in 113 runs, marking the first time ever the club had two 100-plus RBI players in the same season...Craig Biggio collected his third consecutive Rawlings Gold Glove Award...Shane Reynolds won 16 games, while he and Darryl Kile each topped the 200-mark in strikeouts.
- 1997** The Astros captured their first-ever NL Central title and their first division title in 11 years...Jeff Bagwell banged 43 homers and swiped 31 bases to become Houston's first "30-30" man...Craig Biggio became the first player in Major League history to have not grounded into a double play in a 162-game season...fans select Bagwell and Biggio to play in the 1997 All-Star Game...Darryl Kile won a team-high 19 games and was also selected to the All-Star Team...Larry Dierker became one of only six skippers in Major League history to win a division title in his first year as manager.
- 1998** The Astros won their second consecutive NL Central title en route to a franchise-best 102-win season...Larry Dierker was voted NL Manager of the Year by the BBWAA and *Baseball America*...General Manager Gerry Hunsicker was voted *The Sporting News* Executive of the Year...Biggio and Moises Alou were selected to represent the Astros in the 1998 All-Star Game in Denver...Biggio broke Cesar Cedeno's record for the most runs scored by an Astro... he and Alou each received Silver Slugger Awards for their offensive contributions...five Astros starting pitchers, including Randy Johnson who was acquired just minutes before the July 31 non-waiver trading deadline, finished the season with double figures in wins.



ASTROS HISTORY & RECORDS

- 1999** The Astros bid adieu to the Astrodome in dramatic fashion, clinching their third straight NL Central title...the pitching staff produced two 20-game winners for the first time in club history in Mike Hampton (22-4) and Jose Lima (21-10)...Hampton and Jeff Bagwell were both a recipient of the Silver Slugger Award...four Astros were selected to represent the National League in the 70th annual All-Star Game (Bagwell, Hampton, Lima, Billy Wagner)...Wagner was the recipient of the 1999 Rolaids Relief Man Award.
- 2000** History was made as the doors of sparkling-new Minute Maid Park opened for the first time on March 30 before an exhibition game with the New York Yankees...a record 3,056,139 fans passed through the turnstiles during the Astros inaugural season at their new ballpark...Houston finished the season at 72-90 to mark the club's first sub-.500 season since 1991...Bagwell ended the 2000 season having logged 310 career homers and became only the 87th Major Leaguer to reach the 300-homer plateau...Shane Reynolds was named to the All-Star team, marking his first career selection to the Mid-Summer Classic.
- 2001** The 2001 season went right down to the wire as the Astros clinched their fourth division title in five years with a 9-2 win over the Cardinals on Oct. 7 in St. Louis...play stopped throughout the sports world following the tragic terrorist attacks on September 11; the regular season was extended a week.... Moises Alou, Billy Wagner and Lance Berkman represented the Astros at the 72nd Mid-Summer Classic...Jeff Bagwell became the sixth player in MLB history to have 30 homers, 100 RBI and 100 runs scored in six consecutive seasons...manager Larry Dierker resigned and was replaced by former Red Sox skipper Jimmy Williams...the Astros were named Organization of the Year by SportsTicker, Topps, *Baseball America* and *Baseball Weekly*... Brad Ausmus received a Gold Glove award for defensive excellence at his position.
- 2002** By Houston standards, the 2002 season was a disappointment after the Astros finished with an 84-78 record... Wade Miller and Roy Oswalt combined for 34-13 on the year while stringing together 12- and nine-game winning streaks, respectively...Astros hurlers threw 10 shutouts at home to contribute to a 47-34 record at home...in May, the Astros retired Larry Dierker's No. 49 in a pregame ceremony...Lance Berkman represented the Astros at the 2002 All-Star game...Houston's ballpark was re-christened Minute Maid Park when the Astros announced an agreement with the local beverage giant for naming rights on June 5...Brad Ausmus won his second consecutive Gold Glove Award.
- 2003** Houston ended the season in second place, one game behind the division champ Chicago Cubs...on June 11 at Yankee Stadium, six Astros pitchers combined to no-hit the Yankees for the 8-0 win: Roy Oswalt, Pete Munro, Kirk Saarloos, Brad Lidge, Octavio Dotel and Billy Wagner...it was the first time in ML history that a team used five or more pitchers in throwing a no-hitter...Wagner recorded a career-high and franchise-record 44 saves on the season and represented the team at the All-Star game...Jerome Robertson set the franchise record for a rookie with 15 wins, leading all ML rookies.
- 2004** Minute Maid Park hosted the 2004 All-Star Game...Roger Clemens came out of retirement and returned to his hometown to pitch - he won his first nine decisions, and on May 5, he claimed the No. 2 slot on the all-time strikeout list with his 4,137th career strikeout...on May 8, Craig Biggio collected his 2,500th career hit...the Astros acquired outfielder Carlos Beltran on June 24, who finished with a combined 38 home runs and 42 stolen bases between Houston and Kansas City...four Astros were named All-Stars: Clemens, Beltran, Lance Berkman, and Jeff Kent...on July 14, Phil Garner replaced Jimmy Williams as manager...Houston claimed the NL Wild Card and won their first postseason series, defeating the Atlanta Braves in Game 5 of the NLDS...the NLCS was pushed to Game 7 before St. Louis defeated Houston...Clemens claimed his unprecedented seventh Cy Young Award.




ASTROS HISTORY & RECORDS

2005 The Astros advanced to the World Series for the first time in franchise history after defeating the St. Louis Cardinals, 4-2, in a rematch of the 2004 NLCS...the Chicago White Sox went on to sweep the Astros in four games to claim their first World Series since 1917...the Astros hosted the first World Series game in the state of Texas, and Game 3 on Oct. 25 turned into the longest in World Series history as the White Sox won in 14 innings, 7-5... Houston won the NL Wild Card for the second season in a row, finishing in second place in the NL Central Division with a record of 89-73...the Astros won the longest game in postseason history, defeating Atlanta in the NLDS, 7-6, in 18 innings after a Chris Burke solo home run in the bottom of the 18th, while Roger Clemens tossed 3.0 scoreless innings of relief...the club started the season with a 2-21 record on the road, and overcame a 15-30 record on May 24 to become the first team since the 1914 Boston Braves to make the postseason after falling to 15 games under .500...on June 29, Craig Biggio was hit by a pitch for the 268th time of his career, setting the modern Major League record...Roger Clemens returned to the Astros for a second year and finished 13-8 with a career-best 1.89 ERA...Roy Oswalt posted his second consecutive 20-win season, finishing 20-12 with a 2.94 ERA...Andy Pettitte won 17 games and recorded a career-low 2.39 ERA...for the second season in a row, four Astros were named to the All Star squad: Clemens, Oswalt, Brad Lidge and Morgan Ensberg...Ensberg set career-highs in home runs and RBI, and took home the National League Silver Slugger Award at third base...Willy Taveras made the jump from Double A to the Majors and led all NL Rookies in hits, runs and stolen bases...Taveras also led the Majors with 70 infield hits and 29 bunt singles.



2006 The Astros finished 82-80, in second place, 1.5 games behind the World Champion St. Louis Cardinals, giving Houston its sixth consecutive winning season...Lance Berkman made his fourth All-Star appearance and set the single-season franchise record with 136 RBI...Roy Oswalt won the ERA crown with a 2.98 mark, while winning 15 games...he was the runner-up in the NL Cy Young Award voting...Adam Everett recorded the fourth-best fielding percentage by a shortstop in Major League history, holding down a .990 mark at the position...the Astros finished .500 or better for the 14th time in 15 years and their second-place finish marked the 12th time in 13 years that the club had claimed first or second place in the NL Central.

2007 The Astros finished 73-89, the club's lowest winning percentage since 2000 (.451), in fourth place in the NL Central and 12.0 games behind the division-winning Chicago Cubs...the Astros drew 3,000,000 fans to Minute Maid Park for the fourth time in franchise history...OF Carlos Lee was named team MVP after driving in a career-best 119 runs...Hunter Pence became the first rookie in Major League history to lead a league in hitting at the All-Star Break (.342)...Pence set Houston franchise rookie records in doubles, extra-base hits, hitting, and slugging...on June 28, franchise icon Craig Biggio reached the 3,000-hit plateau, all collected in an Astros uniform...on Sept. 20, Ed Wade was named the club's new General Manager, replacing Tim Purpura...just eight days later on Sept. 28, Wade and the Astros promoted interim manager Cecil Cooper to the club's full-time managerial position...Cooper was originally named interim manager on Aug. 27, replacing Phil Garner.



2008 The club finished 86-75, in third place in the NL Central and 11.0 games behind division-champion Chicago... Houston finished 3.5 games behind Milwaukee in the NL Wild Card race and was not eliminated from playoff contention until the season's 159th game...Jose Valverde led the National League with 44 saves and tied Billy Wagner's franchise single-season saves record, previously set in 2003...Roy Oswalt went 17-10 and won 10 of his last 12 starts...Houston pitchers compiled 13 shutouts, leading National League staffs...in May, Lance Berkman won the NL Player of the Month Award after enjoying a 50-at-bat span in which he hit .620 (31x50)...Berkman led the league with a .345 average with runners in scoring position and tied for the league lead with 46 doubles...the Astros committed 67 errors, the fewest errors for any team in National League history, anchored by shortstop Miguel Tejada.


2009 The Astros played well through their first four months of the season, topping out at 49-46 and just 1.0 game out of first place on July 22...three new Astros emerged as stars, including center fielder Michael Bourn, right fielder Hunter Pence and left-handed starter Wandy Rodriguez...Bourn was named the Astros team MVP

ASTROS HISTORY & RECORDS

and was awarded a Gold Glove for his defensive work in the field...he became the first Astros center fielder to win a gold glove since Cesar Cedeño won the award in five straight seasons from 1972-76...he was also named as the recipient of the Cool Papa Bell Award from the Negro Leagues Baseball Museum after leading the National League in stolen bases...Pence was elected to his first career All-Star Game and led all Major League outfielders with 16 outfield assists...he also became the first right fielder in club history to record consecutive 25+ homer seasons...Rodriguez had a career year, leading the Astros pitching staff with a 14-12 record and a 3.02 ERA in 33 starts...other major contributors included Lance Berkman, Carlos Lee and Ivan "Pudge" Rodriguez, who became the first trio of teammates in MLB history to reach their 300th career home run in the same season...Pudge also contributed to the record books by setting a new MLB record for games caught in a career when he caught in his 2,227th game on June 17 at TEX.

2010 The Astros finished with a record of 76-86 and in fourth place in the NL Central...despite their disappointing record the Astros showed steady improvement under first-year manager Brad Mills...the team got off to a tough start, losing their first eight games of the season, marking the second-slowest start in franchise history (0-9 in 1983)...the club bottomed out on May 31, dropping to 17-34 and in last place in the NL Central...this is where Mills was impressive, guiding the club to a 59-52 record through the remaining four months of 2010...a major part of the Astros' upswing can be credited to the Astros' starting pitching staff and the addition of hitting coach Jeff Bagwell, who joined the club at the All-Star Break...a trio of hurlers in Brett Myers, Wandy Rodriguez and Bud Norris had an impressive run over the final two months of the season (16-6, 2.90 ERA) despite missing a key cog to previous Astros rotations: Roy Oswalt...Oswalt, along with first baseman Lance Berkman, were both dealt in midseason trades that returned Major League pitchers J.A. Happ and Mark Melancon and infielder Brett Wallace...the trades seem to energize the club and open up opportunities for Myers and rookie Chris Johnson to impress...a free agent signing in the offseason, Myers was the steady force for Houston in 2010, beginning his campaign with a franchise record-setting 32 consecutive starts of 6.0-or-more innings...Johnson earned the Astros' rookie of the year after leading all Major League rookies in batting average (min. 300 ABs)...for the second consecutive year, center fielder Michael Bourn would win a gold glove and lead the National League in stolen bases.

2011 The Astros' 2011 season can be described by one word: change...after departing with veterans Lance Berkman and Roy Oswalt in 2010, the Astros continued their rebuilding efforts in 2011, this time dealing CF Michael Bourn, 2B Jeff Keppinger and RF Hunter Pence midseason for a return of 10 prospects...with the exodus of three starters, the club got a chance to witness the Major League values of 2B Jose Altuve, RF Brian Bogusevic and LF J.D. Martinez...all three turned in impressive months as the club's starters at the vacated positions...no young player impressed more than Martinez, who posted 28 RBI in August, his first full month in the majors...LHP Wandy Rodriguez had another solid campaign, winning 11 games on a team that lost 106 games on the season...following the year, the club was officially purchased by Houston businessman Jim Crane, who appointed George Postolos as President and CEO...Crane and Postolos made their first significant hire in Jeff Luhnow, who became the 12th general manager in club history.




2012 Under new management the Astros continued to rebuild in 2012...the Astros traded their veteran players in exchange for young prospects in order to build a pipeline of young talent that would allow them to compete for a championship in the future...the Astros acquired 10 prospects in trading veterans Carlos Lee, Brett Myers, Wandy Rodriguez and Chris Johnson during the season...2B Jose Altuve shined after leading the club in runs, hits, doubles, triples, extra-base hits (45) and stolen bases while posting a .340 on-base percentage...Altuve was the lone Astro to be named to the All-Star Team in 2012...OF Justin Maxwell led the club in homers with 18 in his first season as an Astro...Maxwell was claimed off waivers from the Yankees...RHP Lucas Harrell had a breakout rookie season as he led the club in wins, innings pitched and starts...Harrell went 11-11 in 32 outings for the Astros...Tony DeFrancesco replaced Brad Mills on an interim basis after Mills was let go during the season...on Sept. 27, the Astros announced that Bo Porter would serve as the club's new manager for the 2013 season.

2013 You could almost say the Astros' 2013 season was a year of firsts...2013 was the Astros' inaugural season as an American League club after spending their first 51 seasons (1962-2012) in the National League...the Astros were the first team in Major League history to move from the NL to the AL...they made their AL debut by defeating the Texas Rangers, 8-2, at Minute Maid Park on MLB Opening Night on March 31...2013 was also the first season for new Astros' President Reid Ryan...Ryan, the son of former Astro and Hall of Fame pitcher

ASTROS HISTORY & RECORDS

Nolan Ryan, was previously the President and CEO of Ryan-Sanders Baseball, which owned and operated the Astros' Double A affiliate Corpus Christi Hooks...the Astros went on to purchase the Corpus Christi Hooks on Sep. 30...The 2013 season was also the first season at the helm for Manager Bo Porter...Porter, who turned 41 on July 5, was the youngest manager in MLB...The Astros continued their efforts to rebuild in 2013...they had 14 players make their Major League debut, and had the youngest roster at the end of the season with an average age of 26...Many of the Astros biggest moments of the season were highlighted by rookies as well...



RHP Jarred Cosart became the first pitcher in franchise history to throw 8.0 shutout innings in his Major League debut (July 12, at TB)...Cosart finished the season making 10 starts with a 1.95 ERA, which led the AL in that span...Rookie LHP Brett Oberholtzer made a big impact in 2013 as well...Finishing the season in the rotation, Oberholtzer finished with a 2.24 ERA in 10 starts, which was first among AL southpaws and second in the AL overall in that span...Rookie OF Brandon Barnes also went on to have one of the finest offensive performances of the season...On July 19 vs. SEA, Barnes hit for the cycle, finishing 5x5...Barnes became the seventh different Astros player to hit for the cycle and the first since Luke Scott on July 28, 2006 vs. ARI...In his third year, catcher Jason Castro had the best offensive season by a catcher in franchise history...Castro was the first Astros catcher to make the All-Star team since Craig Biggio in 1991...Castro set club records for a catcher in several categories, including HR (18), doubles (35), SLG (.485), and OPS (.835)...Castro also became the first Astros player to win two Player of the Week awards in one season since Lance Berkman in 2008, and he also finished second among AL catchers in WAR (4.5) behind Joe Mauer (5.4)...In his first full season in the majors, 3B Matt Dominguez finished second on the club in HR (21) and RBI (77)...Dominguez became the youngest Astro to hit 21 HR in a season since Cesar Cedeno hit 26 HR in 1974.

ASTROS HISTORY & RECORDS

ASTROS STADIUM HISTORY



Colt Stadium served as the home to Houston's first Major League Baseball franchise: the Colt .45s. The outdoor, single-deck facility was constructed as a temporary home until a domed stadium would be completed. It was in operation for three seasons, from 1962-1964, and was witness to two no-hitters, both by the Colts: Don Nottebart in 1962 and Ken Johnson in 1963. High heat and humidity moved many games to late afternoon starts and pushed the National League to lift its ban on Sunday night games. It was located in what is now the Astrodome's north parking lot.

COLT STADIUM

First Game:	April 10, 1962
Last Game:	September 27, 1964
Capacity:	32,601 (1962); 33,010 (1964)
Dimensions:	Foul lines: 360 ft; power alleys: 395 ft; center field: 420 ft; deepest corners in center field, just left and right of straightaway center: 427 ft; backstop: 60 ft.
Fences:	Left & right field: 8 ft; center field screen: 30 ft.
Surface:	Grass
Cost:	\$2 million
Location:	South Houston, in what is now the Astrodome parking lot (north lot).

Current status: The stadium was dismantled in the 1970s and moved to Torreon, Mexico, where it was reassembled and became home to a Mexican League baseball team.



By the time the Astrodome opened on April 9, 1965, for an exhibition game between the Houston Astros and New York Yankees, it was already heralded as the "Eighth Wonder of the World." The largest structure of its kind and the world's first multi-purpose domed stadium, the Astrodome came to symbolize the futuristic home of professional sports in America. In honor of Houston's significance to the country's space program, it was appropriately named the Astrodome, and to maintain the theme, the Colt .45s were proudly renamed the Astros. AstroTurf was developed and installed to start the 1966 campaign after natural grass was unsuccessful. It served as the Astros home for 35 seasons.

ASTRODOME

First Game:	April 12, 1965
Last Game:	October 9, 1999
Capacity:	42,217 (1965); 54,816 (1990)
Dimensions:	Foul lines: 325 ft; power alleys: 375 ft; center field: 400 ft; backstop: 52 ft; apex of dome: 208 ft.
Fences:	Left & right field: 10 ft; center field: 10 ft.
Surface:	Grass (1965); Astroturf (1966-1999)
Cost:	\$35 million (1965); \$60 million (1989 expansion)
Location:	South Houston

ASTROS HISTORY & RECORDS

THE HISTORY OF THE ASTROS UNIFORM

HOUSTON COLT .45'S • 1962-1964



HOME

ROAD

HOUSTON ASTROS • 1965-1970



HOME

ROAD

HOUSTON ASTROS • 1971-1974



HOME

ROAD

HOUSTON ASTROS • 1975-1979



HOME & ROAD

HOUSTON ASTROS • 1980-1986



HOME

ROAD

HOUSTON ASTROS • 1987-1988



HOME

ROAD

HOUSTON ASTROS • 1989-1993



HOME

ROAD

HOUSTON ASTROS • 1994-1996



HOME

ROAD

ASTROS HISTORY & RECORDS

THE HISTORY OF THE ASTROS UNIFORM

HOUSTON ASTROS • 1997-1999



HOME

ROAD

HOUSTON ASTROS • 2000



ALTERNATES

HOUSTON ASTROS • 2000-2012



HOME



HOME (SATURDAY)



HOME (SUNDAY)



ROAD



ROAD (ALTERNATE)

ASTROS HISTORY & RECORDS

THE HISTORY OF THE ASTROS UNIFORM

HOUSTON ASTROS • 2013-current



HOME



ROAD



ALTERNATE



ALTERNATE/
BATTING PRACTICE

ASTROS BROADCAST HISTORY

ASTROS ENGLISH BROADCASTERS*

Radio and Television full-time broadcasters

Al Helfer.....	1962
Guy Savage.....	1962-1963
Loel Passe.....	1962-1976
Gene Elston.....	1962-1986
Harry Kalas.....	1965-1970
Bob Prince.....	1976
Dewayne Staats.....	1977-1984
Larry Dierker.....	1979-1996; 2004-2005
Jerry Trupiano.....	1985-1987
Milo Hamilton.....	1985-2012
Bill Worrell.....	1986-1996; 2000-2003
Dave Hofferth.....	1987
Bill Brown.....	1987-present
Bruce Gietzen.....	1988-1990
Enos Cabell.....	1989-1994
Vince Cotroneo.....	1991-1997
Jim Deshaies.....	1997-2012
Alan Ashby.....	1998-2005; 2013-present
Brett Dolan.....	2006-2012
Dave Raymond.....	2006-2012
Geoff Blum.....	2013-present
Robert Ford.....	2013-present
Steve Sparks.....	2013-present

* - prior to the 2000 season, it was standard practice for Astros english broadcasters to switch between radio and television assignments

ASTROS SPANISH RADIO BROADCASTERS

Radio full-time broadcasters

Rene Cardenas.....	1962-1976
Orlando Sanchez Diago.....	1962-1976, 1987-1992
Rolando Beccera.....	1987-1992
Manny Lopez.....	1993
Francisco Ernesto Ruiz.....	1993-2007
Danny Gonzalez.....	1994-1996
Alex Trevino.....	1996-present
Francisco Romero.....	2008-present

ASTROS RADIO BROADCASTERS

English Broadcasts, 2000-present

Milo Hamilton.....	1985-2012
Alan Ashby.....	1998-2005
Brett Dolan.....	2006-2012
Dave Raymond.....	2006-2012
Robert Ford.....	2013-present
Steve Sparks.....	2013-present

ASTROS TELEVISION BROADCASTERS

English broadcasts, 2000-present

Bill Brown.....	1987-present
Jim Deshaies.....	1997-2012
Bill Worrell.....	2000-2003
Larry Dierker.....	2004-2005
Alan Ashby.....	2013-present
Geoff Blum.....	2013-present

ASTROS HISTORY & RECORDS

ASTROS FORD C. FRICK AWARD WINNERS

The Ford C. Frick Award is presented annually by the Baseball Hall of Fame to a broadcaster for "major contributions to baseball." The award, named after the late broadcaster, National League President, Commissioner, and Hall of Famer, has been presented annually since 1978. Frick was a driving force behind the creation of the Hall of Fame in Cooperstown and he helped foster the relationship between radio and the game of baseball.

The Ford C. Frick Award is presented annually during the Hall of Fame Induction Ceremony. Each award recipient (not to be confused with an inductee) is presented with a calligraphy of the award during the Hall of Fame Induction Ceremony and is recognized in the "Scribes & Mikemen" exhibit in the Library of the National Baseball Hall of Fame.

HARRY KALAS *(Astros broadcaster from 1965-1970)*



Harry Kalas, longtime announcer for the Philadelphia Phillies, was the 2002 recipient of the Ford C. Frick Award. A native of Naperville, Ill., Kalas graduated from the University of Iowa in 1959 with a Bachelor of Arts degree in Speech, Radio, and Television. The affable broadcaster was drafted into the military on graduation day and spent the following two years in Hawaii with the U.S. Army. In 1961, he served as sports director of radio station KGU and also began broadcasting for the Pacific Coast League's Hawaii Islanders as well as the University of Hawaii. An original member of the Astros broadcast team in 1965, he called games for Houston until 1970. In 1971, he moved to the Phillies broadcast booth, where he shared the microphone with Hall of Fame outfielder Richie Ashburn for 26 seasons.

Kalas was honored as Pennsylvania Sportscenter of the Year 18 times. He also broadcast Big Five basketball and Notre Dame football. Kalas, revered for his uncanny ability to connect with his listeners, whether on radio or television, called more than 5,000 Phillies games. His passion for the game was unsurpassed, and his powerful, soothing voice was a summertime tradition throughout Pennsylvania, Delaware and New Jersey.

GENE ELSTON* *(Astros broadcaster from 1962-1986)*



Gene Elston's baseball broadcasting career spanned 47 years, primarily as a radio announcer. The 2006 recipient of the Ford C. Frick Award, delivered baseball to a new legion of fans as the lead voice of the expansion Houston Astros for 25 years, from their beginnings as the 1962 Colt .45s, through their 1986 National League West Division championship. While his voice became a beacon to fans in Texas and the Southwest, Elston's broadcasting responsibilities also included numerous national assignments. Elston broke into radio as a high school basketball broadcaster in 1941 in Fort Dodge, Iowa. After serving in the Navy during World War II, he returned to the small midwest stations he knew so well. His break came in 1945 when he handled color commentary for the National Football League's

Cleveland Rams. His entry into baseball came in 1946, when Elston was hired to call games for the Waterloo White Hawks of the Three I League. Three years later, he was named play-by-play for Des Moines of the Western League. In 1954 he made the major leagues as the number two man for the Chicago Cubs. In 1958, Elston was chosen to work with Bob Feller for Mutual's Game of the Day, which aired over 350 stations across the country, a position he held through 1960. In 1961, as baseball was expanding, he was the first announcer to handle play-by-play duties for the Houston franchise. He went on to work the CBS Radio Game of the Week from 1987-1995 and CBS post-season games from 1995-1997. A Texas Baseball Hall of Fame inductee, Elston also created a unique scorebook, Gene Elston's Stati-Score Baseball Scorebook, and has authored two books, including the 2001 release, *A Stitch in Time: A Baseball Chronology, 1845-2000*.

MILO HAMILTON* *(Astros broadcaster from 1985-2012)*



Milo Hamilton, the 1992 recipient of the Ford C. Frick Award, has broadcast major league baseball for well over 40 years. His big league on-air career has included stops with the St. Louis Browns (1953), St. Louis Cardinals (1954), Chicago Cubs (1956-57 and 1980-84), Chicago White Sox (1962-65), Atlanta Braves (1966-75), Pittsburgh Pirates (1976-79), and Houston Astros (1985-2012). It is no coincidence that he has probably been behind the microphone for more historic baseball events than any other announcer. His smooth style appeals to his listeners and his knowledge of the game has earned him the respect of his peers. Among the milestones he has broadcast are Hank Aaron's 715th home run, Ernie Banks' fifth grand-slam of the 1955 season, seven no-hitters and Roger Maris' 61st homer (recreated on Western Union ticker). He was also on the Cardinals' broadcast crew

when Stan Musial hit his record-breaking fifth home run in a doubleheader and he was doing the play-by-play 18 years later when San Diego's Nate Colbert duplicated Musial's feat. Wherever he has been, Hamilton has involved himself in fund-raising activities, and over the years he has helped raise over \$1,500,000 for local charities. Born in Fairfield, Iowa, on Sept. 2, 1927, Hamilton graduated from the University of Iowa with a degree in radio speech. Milo has shared the broadcast booth with numerous other Frick Award winners, including Jack Brickhouse, Bob Elson, Harry Caray and Jack Buck.

** - photos courtesy of the National Baseball Hall of Fame Library*

ASTROS HISTORY & RECORDS

THE HOUSTON BASEBALL MEDIA WALL OF HONOR

Each season, the Houston Baseball Media Wall of Honor, located on the club level at Minute Maid Park, inducts a current or former Houston media member who has made significant and lasting contributions to the landscape of Houston baseball through their work in journalism or broadcasting.

ANITA MARTINI (inaugural, 2007 inductee)



The inaugural inductee into the Houston Baseball Media Wall of Honor was the late Anita Martini, a pioneer in the sports media field. Martini, a native of Galveston, was a pioneer for women in sports journalism. Martini began her career with Houston radio station KTRH during the 1960s and became the nation's first woman sports anchor in the early 1970s, at Houston television station KPRC. In 1974, she challenged Major League Baseball for the right to join her male colleagues in the clubhouse for post-game interviews with the players. Martini won her fight when she interviewed Jimmy Wynn in the Los Angeles Dodgers clubhouse after a game at the Houston Astrodome. By the 1980s, she was hosting one of the first call-in sports shows on Houston AM radio station KPRC. She died of cancer in 1993 at the age of 54. Martini also is an inductee of the Texas Baseball Hall of Fame.

GENE ELSTON (2008 inductee)



Elston broadcast Major League Baseball games in Houston for 25 years as the Voice of the Astros from 1962-1986. He was behind the microphone for the first game in franchise history on April 10, 1962, when the Colt .45s defeated the Chicago Cubs. Elston was the first play-by-play broadcaster for the Houston franchise, and a generation of baseball fans received their introductions to both the Astros and Major League Baseball by his broadcasts. Elston broadcast baseball for 47 years, beginning with Waterloo of the Triple I League in 1947. After nine seasons broadcasting minor league baseball, Elston made his Major League debut with the Chicago Cubs in 1954. He also called the Mutual "Game of the Week" from 1958-60 and the CBS Radio "Game of the Week" from 1987-97. In

2006, Elston was honored with the Ford C. Frick Award from the National Baseball Hall of Fame and Museum for his significant and lasting contributions to the game of baseball through his work in broadcasting. Among the highlights of Elston's career with the Astros included calling eight of the team's no-hitters, two Astros NL Western Division Championships (1980, 1986), and Nolan Ryan breaking Walter Johnson's all-time strikeout record in 1983. He was inducted in the Texas Baseball Hall of Fame in 1993.

NEIL HOHLFELD (2009 inductee)



Hohlfeld covered the Houston Astros as the beat writer for the Houston Chronicle from 1979 until 1995. He served as president of the Houston chapter of the Baseball Writers Association of America in 1993. In 1996, Hohlfeld went on to cover other sports, including Texas A&M athletics and NASCAR, through 2006 before assuming an editing assignment for the Chronicle. In 2007, he returned to his first love as a baseball analyst for FS Houston's pre- and post-game shows. Hohlfeld graduated from the University of Missouri with a Bachelor of Journalism in 1973 and began his career in Hannibal, Mo. He worked for the Chicago Tribune from 1974-79 before joining the Chronicle in 1979. Hohlfeld passed away on July 19, 2008 at the age of 56. He was honored by the Houston chapter of the BBWAA

as the recipient of the 2008 Fred Hartman Long and Meritorious Service Award.

MICKEY HERSKOWITZ (2010 inductee)



Herskowitz was one of Houston's original beat writers and columnists, having covered the team since its inception in 1962. He wrote for both the Houston Post and Houston Chronicle. A graduate of the University of Houston, at age 26, Herskowitz became the nation's youngest sports editor of a major newspaper and later received international recognition for his coverage of the terrorist tragedy at the 1972 Munich Olympics. He was the first writer to win national first place awards in three Associated Press categories in one year, 1968. In addition to his journalism career, Herskowitz has authored books on historical figures, such as Gene Autry, Nolan Ryan, Paul "Bear" Bryant and Prescott Bush. He was also the ghostwriter of several autobiographies, including Dan Rather and

Mickey Mantle. A former Marine, he has been inducted into the Houston Chamber of Commerce Hall of Fame, and received the national Headliners Award for excellence in sports writing. Herskowitz is also a former executive with the American Football League; a New York magazine editor; an original partner in the Houston Rockets; and a journalism professor at Sam Houston State University. He was inducted into the Texas Baseball Hall of Fame in 1997.

ASTROS HISTORY & RECORDS

THE HOUSTON BASEBALL MEDIA WALL OF HONOR

BILL BROWN (2011 inductee)



The 2014 season will be Bill Brown's 28th season as a play-by-play announcer for the Houston Astros. Brown, also known as "Brownie," joined the Astros in 1987 after working as senior producer and anchor of the Financial News Network's SCORE program. Prior to that assignment, he was the sports director of the Sports Time Cable Network, which televised select Reds, Royals and Cardinals games. He spent one year with HSE in Pittsburgh and was the television voice of the Cincinnati Reds from 1976-82. Brown, who began his broadcast career on radio at 18 years old, graduated from the University of Missouri in 1969 and became a U.S. Army broadcast specialist, working as a sportscaster for the Armed Forces Vietnam Network in Saigon from 1970-71. After leaving the service in 1971, Brown completed one semester of graduate school at Central Missouri State College in 1971 and then earned a job at WLWT-TV in Cincinnati. Brown has broadcast for two teams in the World Series, the 1976 Reds and the 2005 Astros. He also called Craig Biggio's historic 3,000th hit in 2007, as well as many other memorable moments during both his Astros broadcasting tenure and overall broadcasting career. Brown was inducted into the Texas Baseball Hall of Fame on Nov. 12, 2004.

MILO HAMILTON (2012 inductee)



Hall of Fame broadcaster Milo Hamilton spent a total of 59 seasons broadcasting Major League Baseball, which ranks as the second-longest broadcasting career in the game's history. A member of the Texas Baseball Hall of Fame, Hamilton has also been recognized by the National Baseball Hall of Fame, having won the Ford C. Frick Award in 1992. As an Astros broadcaster, he called many of the greatest moments in franchise history, including Nolan Ryan's 4,000th strikeout in 1985, the final out of Mike Scott's dramatic, division-clinching no-hitter in 1986, the Astros historic, six-pitcher, combined no-hitter at Yankee Stadium in 2003, the Astros 2005 Game 6 NLCS clincher, and Craig Biggio's 3,000th hit in 2007. Prior to joining Houston, Hamilton had already established himself as a top broadcaster in the game, having called Hank Aaron's historic 715th home run on April 8, 1974. His career accomplishments also include calling games at 59 Major League ballparks, being behind the mic for 11 no-hitters and broadcasting for the Pirates during their 1979 World Series championship season. At the conclusion of the 2012 campaign, he retired from his position as "The Voice of the Astros", having established himself as one of the all-time great broadcasters in Major League Baseball history.

RENE CARDENAS (2013 inductee)



Cardenas, a native of Managua, Nicaragua, started his professional baseball broadcast career with the Los Angeles Dodgers in 1958, becoming one of the first members of a Spanish radio broadcast team in the history of Major League Baseball. In the coming years, Cardenas further made history as a pioneer, as he and his team became the first Spanish radio broadcast team to call a World Series (1959) and an All-Star Game (1961). Cardenas was brought into the Houston organization by Judge Roy Hofheinz in 1962 as the Director of the Spanish Division for the Colt .45's, and stayed with the Astros through 1975. He also spent time with the Texas Rangers organization, where he started their very first Spanish radio broadcast. Following his time in Arlington, Cardenas returned to LA where he did Spanish radio and TV broadcasts for the Dodgers in the 1980s. Cardenas returned to Houston in 2000 where he began writing for the club. He returned to Spanish radio broadcast in 2007 and in 2008, became a television broadcaster for the team. He now writes for La Prensa, as well as the Astros Gameday Magazine and La Voz. Among his many honors are a place in both the Texas Rangers and former LA Dodgers Walks of Fame, and three nominations for the Ford C. Frick award in 1993, 2010 and 2011.

ASTROS HISTORY & RECORDS

THE LAST TIME IT HAPPENED: INDIVIDUAL BATTING

(For regulation nine-inning games unless noted / * Denotes club record)

AT-BATS

Two At-Bats in an Inning	Cody Clark, Sept. 13, 2013 vs. Los Angeles (AL) (5th inn.)
Six At-Bats in a Game	M. Dominguez, J. Villar, Sept. 29, 2013 vs. New York (AL) (14 inn.)
Seven At-Bats in a Game	M. Bourn, T. Manzella, A. Sanchez, Aug. 24, 2010 at Philadelphia (16 inn.)
Eight At-Bats in a Game	C. Lee, M. Loretta, T. Wigginton, July 6, 2008 at Atlanta (17 inn.)
Ten or More At-Bats in a Game	Ron Davis, April 15, 1968 vs. New York (24 inn.)*
Reach Base Twice in an Inning	Jason Castro, June 12, 2013 at Seattle (9th inn.; single and walk)

RUNS SCORED

Two Runs in an Inning	Jeff Bagwell, April 9, 2004 at Milwaukee (6th inn.)*
Four Runs in a Game	Hunter Pence, May 30, 2011 at Chicago (NL)
Five Runs in a Game	Cody Ransom, Sept. 20, 2007 at St. Louis*

HITS

Two Hits in an Inning	Jose Altuve, April 9, 2013 at Seattle (1st inn.)*
Five Hits in a Game	Brandon Barnes, July 19, 2013 vs. Seattle
Six Hits in a Game	Joe Morgan, July 8, 1965 at Milwaukee (12 inn.)*
Five Consecutive Hits in a Game	Brandon Barnes, July 19, 2013 vs. Seattle
Six Consecutive Hits in a Game	Joe Morgan, July 8, 1965 at Milwaukee (12 inn.)*
Seven Consecutive Hits, One or More Games	(8 cons.) Lance Berkman, May 4 (12th inn.)-May 7 (4th inn.), 2008*
Eight Consecutive Hits, One or More Games	Lance Berkman, May 4 (12th inn.)-May 7 (4th inn.), 2008*
Hit Safely in 20 or More Consecutive Games	23, Hunter Pence, May 19-June 13, 2011

SINGLES/DOUBLES/TRIPLES

Two Singles in an Inning	Brad Ausmus, July 31, 2004 at Cincinnati (9th inn.)*
Five Singles in a Game	Craig Biggio, June 28, 2007 vs. Colorado (11 inn.)*
Two Doubles in an Inning	Cesar Cedeño, April 8, 1973 (Gm 1) at Atlanta (6th inn.)*
Three Doubles in a Game	Chris Carter, June 23, 2013 at Chicago (NL)
Four Doubles in a Game	Jeff Bagwell, June 14, 1996 at San Francisco*
Two Triples in an Inning	Never Accomplished
Two Triples in a Game	Jonathan Villar, Aug. 23, 2013 vs. Toronto
Three Triples in a Game	Craig Reynolds, May 16, 1981 vs. Chicago*
Triple in Three Consecutive Games	Luke Scott, Sept. 18-20, 2006 vs. Cincinnati

HOME RUNS

Two Home Runs in an Inning	Jeff Bagwell, June 24, 1994 vs. Los Angeles (AL) (6th inn.)*
Two Home Runs in a Game, Each Side of Plate	Lance Berkman, July 3, 2006 vs. Chicago (NL)
Three Home Runs in a Game	Carlos Lee, April 13, 2007 at Philadelphia*
Four Home Runs, Two Consecutive Games	Lance Berkman, April 16 (3) and April 17 (1), 2002 at Cincinnati*
Home Run in Four Consecutive Games	Lance Berkman, July 4, 2010 at San Diego, July 6-8 vs. Pittsburgh
Home Run in Five Consecutive Games	Morgan Ensberg, April 15-16, 2006 at Arizona, 17-19 vs. Milwaukee, 21 vs. Pittsburgh
Home Run in Six Consecutive Games	Morgan Ensberg, April 15-16, 2006 at Arizona, 17-19 vs. Milwaukee, 21 vs. Pittsburgh
Leadoff Home Run	Jonathan Villar, Sept. 10, 2013 at Seattle (off Joe Saunders)
Walkoff Home Run	Carlos Pena, June 20, 2013 vs. Milwaukee (off Michael Gonzalez)
Pinch-Hit Home Run	Rick Ankiel, April 17, 2013 at Oakland (off Grant Balfour)
Inside-the-Park Home Run	Jose Altuve Aug. 20, 2011 (1st inn. off Madison Bumgarner)
Multi-Homer Opening Day	Jeff Bagwell, April 1, 2003 vs. Colorado (both off Jason Jennings)
HR in First At-bat as an Astro	Rick Ankiel, March 31, 2013 vs. Texas (6th inning off Derek Lowe, as a PH)
HR in First At-bat as an Astro and 1st Career At-bat	Gustavo Chacin, May 31, 2010 vs. Washington (3rd inn. off Luis Atilano)
HR in First At-bat as an Astro and 1st Career Plate Appearance	Gustavo Chacin, May 31, 2010 vs. Washington (3rd inn. off Luis Atilano)
Multiple Home Run Season, as a Pitcher	Brandon Backe (2, May 3, 2008 vs. Milwaukee, Aug. 1, 2008 vs. New York (NL)

GRAND SLAMS

Pinch-Hit Grand Slam	Brian Boguevic, Aug. 16, 2011 vs. Chicago (NL) (off Carlos Marmol, 9th inn.)
Two Grand Slams in a Game	Never Accomplished
Two Grand Slams in a Season	Matt Dominguez, June 18, 2013 vs. Milwaukee and Sept. 13, 2013 vs. Los Angeles (AL)*

EXTRA BASE HITS

Two Extra Base Hits in an Inning	Jeff Bagwell, April 9, 2004 at Milwaukee (6th inn., one double, one home run)*
Four Extra Base Hits in a Game	Jeff Bagwell, June 14, 1996 at San Francisco (four doubles)*

RUNS BATTED IN

Four RBI in an Inning	Matt Dominguez, Sept. 13, 2013 vs. Los Angeles (AL) (5rd inn.)*
Five RBI in a Game	Brandon Barnes, Sept. 3, 2013 vs. Minnesota (12 inn.)
Six RBI in a Game	Chris Johnson, May 2, 2012 vs. New York (NL)
Seven RBI in a Game	J.R. Towles, Sept. 20, 2007 at St. Louis (8 RBI)*
Eight RBI in a Game	J.R. Towles, Sept. 20, 2007 at St. Louis*
RBI in 10 Consecutive Games	Lance Berkman, June 26-July 6, 2002 (19 RBI)*

ASTROS HISTORY & RECORDS

WALKS

Two Walks in an Inning.....	Chris Burke, Aug. 15, 2005 vs. Chicago (NL) (5th inn.)*
Four Walks in a Game.....	Lance Berkman, May 12, 2010 at St. Louis
Six Walks in a Game.....	Jeff Bagwell, Aug. 20, 1999 at Florida (16 inn.)*
Four Consecutive Walks in a Game.....	Lance Berkman, July 8, 2008 at Pittsburgh)
Five Consecutive Walks in a Game.....	Joe Ferguson, June 24, 1978 at San Diego (10 inn., three intentional)*
Walk in 11 Consecutive Games.....	Joe Morgan, July 6-20, 1970 (14 walks)*
Two Intentional Walks in an Inning.....	Never Accomplished
Three Intentional Walks in a Game.....	Lance Berkman, Sept. 27, 2006 at Pittsburgh (15 inn.)*

MOST STRIKEOUTS

Two Strikeouts in an Inning.....	Chris Truby, May 5, 2001 at Montreal (3rd inn.)*
Four Strikeouts in a Game.....	Trevor Crowe, Brett Wallace, Sept. 19, 2013 at Cleveland (11 inn.)*
Five Strikeouts in a Game.....	J.D. Martinez, May 27, 2013 vs. Colorado (12 inn.)*
Strikeouts in 10 Consecutive At Bats.....	Rick Ankiel, April 2-8, 2013

SACRIFICE HITS/SACRIFICE FLIES

Three Sacrifice Hits in a Game.....	Andy Pettitte, July 15, 2006 at Florida*
Two Sacrifice Flies in a Game.....	Jose Altuve, April 26, 2013 at Boston*

HIT BY PITCH/GROUND INTO DOUBLE PLAY

Two Hit by Pitch in an Inning.....	Never Accomplished
Three Hit by Pitch in a Game.....	Richard Hidalgo, April 19, 2000 at Los Angeles (AL)*
Two GDP in a Game.....	Jose Altuve, Sept. 8, 2013 at Oakland
Three GDP in a Game.....	Miguel Tejada, Sept. 10, 2009 vs. Atlanta*

STOLEN BASES

Two Stolen Bases in an Inning.....	Jose Altuve (7th inn.), Jonathan Villar (3rd inn.), Sept. 10, 2013 at Seattle*
Three Stolen Bases in a Game.....	Jose Altuve, Sept. 10, 2013 at Seattle
Four Stolen Bases in a Game.....	Roger Cedeño, April 22, 2000 vs. San Diego (10 inn.)*
Steal of Home.....	Jonathan Villar, July 30, 2013 at Baltimore (3rd inn.)
Steal of Home by an Opponent.....	Mark Sweeney, July 6, 2005 vs. San Diego (7th inn. off Chad Harville)
Stolen Base as a Pitcher.....	Brandon Backe, May 25, 2005 at Chicago (N.L.)

HITTING FOR THE CYCLE

Astro Hitting for the Cycle.....	Brandon Barnes, July 19, 2013 vs. Seattle
Opponent Hitting for the Cycle.....	Alex Rios, Sept. 23, 2013, Texas

THE LAST TIME IT HAPPENED: INDIVIDUAL PITCHING

WINS/LOSSES

Win Five or More Consecutive Decisions.....	6, Brett Myers, Aug. 23-Sept. 24, 2010
Win Eight or More Consecutive Decisions.....	9, Roger Clemens, April 7-June 8, 2004
Win Nine or More Consecutive Decisions.....	9, Roger Clemens, April 7-June 8, 2004
Win Ten or More Consecutive Decisions.....	12, Wade Miller, July 7-Sept. 21, 2002*
Win 12 Consecutive Decisions.....	Wade Miller, July 7-Sept. 21, 2002*
Lose Five or More Consecutive Decisions.....	7, Erik Bedard, July 2-Aug. 27, 2013
Lose Eight or More Consecutive Decisions.....	8, Philip Humber, April 3-May 11, 2013
Lose Ten or More Consecutive Decisions.....	12, Bud Norris, May 31-Sept. 20, 2012
Lose 13 Consecutive Decisions.....	Jose Lima, April 10-July 4, 2000*

COMPLETE GAMES/SHUTOUTS

Pitch Two Consecutive Complete Games.....	Roy Oswalt, Sept. 6-11, 2008 (at COL, vs. PIT, both SHO)
Pitch Nine Consecutive Complete Games.....	J.R. Richard, July 29-Sept. 6, 1979*
Pitch Three Consecutive Shutouts.....	J.R. Richard, 1980 (May 31 at SF/June 6 vs. SF/June 11 vs. CHI (NL))*
Complete-Game Shutout thrown by a Rookie.....	Brett Oberholtzer, Sept. 1, 2013 vs. SEA

SAVES/RELIEF APPEARANCES

Save Two Consecutive Games Played by the Team.....	Jose Veras, June 15-16, 2013 vs. Chicago (AL)
Save Three Consecutive Games Played by the Team.....	Jose Veras, June 14-16, 2013 vs. Chicago (AL)
Save Four Consecutive Games Played by the Team.....	Matt Lindstrom, April 17-21, 2010 (at CHC, vs. FLA)*
Save, 3.0 innings-or-more.....	Erik Bedard, March 31, 2013 vs. TEX (3.1 IP, 8-2 W)
Pitch in Nine Consecutive Games Played by the Team.....	Tom Dukes, July 3-12, 1968*
Saves in Four Consecutive Appearances.....	Jose Veras, May. 15-22, 2013
Saves in Five Consecutive Appearances.....	6, Brett Myers, April 25-May 8, 2012
Saves in Fifteen Consecutive Appearances.....	Jose Valverde, Aug. 9-Sept. 10, 2008*

INNINGS PITCHED

Pitch Nine Innings in a Game, Starter.....	Brett Oberholtzer, Sept. 1, 2013 vs. SEA
Pitch More Than Nine Innings in a Game, Starter.....	10.0, Mark Portugal, July 11, 1991 at CHI (NL)
Pitch Five or More Innings, Reliever.....	5.0, Lucas Harrell, Sept. 16, 2013 vs. CIN

ASTROS HISTORY & RECORDS

HITS ALLOWED

Complete-Game No-Hitter	Darryl Kile, Sept. 8, 1993, vs. New York (NL), (W, 7-1)*
Pitch 9.0 or More Hitless AND scoreless innings.....	9.0, Roy Oswalt, June 29-July 5, 2009
Complete-Game 1-Hitter.....	Roy Oswalt, July 8, 2010, vs. Pittsburgh
Complete-Game 2-Hitter.....	J.A. Happ, Aug. 30, 2010 vs. St. Louis
Complete-Game 3-Hitter.....	Roy Oswalt, Sept. 11, 2008, vs. Pittsburgh
Allow 12 Hits or More in a Game	Dallas Keuchel, Aug. 6, 2012 vs. Washington
Allow 14 Hits or More in a Game	Chris Sampson, June 18, 2007 at Los Angeles (AL)
Allow 18 Hits in a Game	Bob Forsch, Aug. 3, 1989 at Cincinnati*

RUNS ALLOWED

Allow Eight or More Runs in a Game	Jordan Lyles, Sept. 17, 2013 vs. Cincinnati (9R/7ER/3.1IP)
Allow 10 or More Runs in a Game	Jordan Lyles, July 21, 2013 vs Seattle (10R/9ER/4.0IP)
Allow 12 Runs in a Game	Wade Miller, Aug. 23, 2000 vs. Chicago (NL) (9 ER/4.2 inn.)*
Pitch 20 or More Consecutive Scoreless Innings, Starter	32.1, Roy Oswalt, Aug. 27, 2008 (2nd inn.)-Sept. 11, 2008*
Pitch 30 or More Consecutive Scoreless Innings, Starter	32.1, Roy Oswalt, Aug. 27, 2008 (2nd inn.)-Sept. 11, 2008*
Pitch 20 or More Consecutive Scoreless Innings, Reliever	20.0, Wilton Lopez, July 19-Aug. 24, 2010

HOME RUNS ALLOWED

Allow Three Home Runs in an Inning.....	Henry Sosa, Sept. 11, 2011 at Washington (3rd inn.)
Allow Four Home Runs in an Inning.....	Jose Lima, April 27, 2000 vs. Chicago (NL) (1st inn.)*
Allow Two Consecutive Home Runs in an Inning	Paul Clemens, July 26, 2013 at Toronto (7th inn.)
Allow Three Consecutive Home Runs in an Inning	Felipe Paulino, July 11, 2009 vs. Washington (6th inn.)*
Allow Three Home Runs in a Game.....	Jordan Lyles, Aug. 23, 2013 vs. Toronto
Allow Four Home Runs in a Game	Wandy Rodriguez, June 2, 2012 vs. Cincinnati
Allow Five Home Runs in a Game	Jose Lima, April 27, 2000 vs. Chicago (NL)*
Allow Leadoff Home Run.....	Brad Peacock, April 5, 2013 vs. Oakland (to Coco Crisp)
Allow Walkoff Home Run	Josh Fields, Aug. 17, 2013 at Los Angeles (AL) (9th inning to Josh Hamilton)
Allow Pinch-Hit Home Run	Jose Cisneros, Aug. 6, 2013 vs. Boston (6th inning to Jonny Gomes)
Allow Inside-the-Park Home Run	Lucas Harrell, May 19, 2012 vs. Texas (3rd inn. to David Murphy)
Allow Home Run to a Pitcher	Armando Galarraga, Aug. 8, 2012 vs. Washington (2nd inning to Gio Gonzalez)

GRAND SLAMS ALLOWED

Allow Grand Slam in a Game.....	Jordan Lyles, Sept. 17, 2013 vs. Cincinnati (4th inn. to Jay Bruce)
Allow Two Grand Slams in a Game	Brandon Backe, Aug. 16, 2008 vs. Arizona (1st inn. to Miguel Montero, 6th inn. to Chris Young)
Allow Pinch-Hit Grand Slam	Jeff Fulchino, Aug. 11, 2010 vs. Atlanta (10th inn. to Brian McCann)

WALKS ALLOWED

Allow Eight or More Walks in a Game	8, Jonathan Johnson, June 13, 2003 at Boston
Allow 11 Walks in a Game.....	11, J.R. Richard, May 4, 1975 (Gm 2) at San Francisco*
No Walks Allowed, 25 or More Consecutive Innings	32.2, Wilton Lopez, July 26, 2010-April 9, 2011
No Walks Allowed, 38 Consecutive Innings	Robin Roberts, Aug. 31-Oct. 1, 1965*

STRIKEOUTS

Strike out Three Batters in an Inning on Nine Pitches.....	Brandon Backe, April 15, 2004 vs. Milwaukee (8th inn.)*
Strike out Four Batters in an Inning.....	Bud Norris, April 24, 2012 at Milwaukee (3rd inn.)*
Strike out 12 or More Batters in a Game	13, Wandy Rodriguez, Aug. 29, 2011 vs. Pittsburgh
Strike out 15 or More Batters in a Game	16, Randy Johnson, Aug. 28, 1998 vs. Pittsburgh
Strike out 18 Batters in a Game	Don Wilson, July 14, 1968 (Gm 2) at Cincinnati*
Strike out Six or More Batters in a Game, Reliever	6, Dallas Keuchel, June 25, 2013 vs. St. Louis
Strike out Eight Consecutive Batters in a Game.....	Jim Deshaies, Sept. 23, 1986 vs. Los Angeles*
Strike out 10 or More in Consecutive Starts	Wandy Rodriguez, Sept. 11-17, 2010 (10 vs. LAD, 10 vs. CIN)

HIT BATTERS/WILD PITCHES

Hit Three Batters in an Inning	C.J. Nitkowski, Aug. 3, 1998 at Florida (8th inn.-consecutive)*
Hit Three Batters in a Game	Wandy Rodriguez, June 24, 2010 vs. San Francisco
Hit Four Batters in a Game	Darryl Kile, June 2, 1996 at St. Louis*
Throw Three Wild Pitches in an Inning	Joe Niekro, Aug. 2, 1985 vs. San Diego (6th inn.)*
Throw Six Wild Pitches in a Game.....	J.R. Richard, April 10, 1979 vs. Los Angeles*

LAST TIME IT HAPPENED: TEAM BATTING

RUNS SCORED

Score Five or More Runs in an Inning.....	6, Sept. 13, 2013 vs. LAA (5th inn.)
Score Eight or More Runs in an Inning	8, Aug. 12, 2008 vs. San Francisco (7th inn.)
Score 10 or More Runs in an Inning.....	11, July 18, 1994 vs. St. Louis (6th inn.)
Score 12 Runs in an Inning.....	May 31, 1975 at Philadelphia (8th inn.)*
Score 10 or More Runs in a Game.....	13, Sept., 10, 2013 at Seattle
Score 12 or More Runs in a Game.....	13, Sept., 10, 2013 at Seattle
Score 15 or More Runs in a Game.....	18, Aug. 3, 2010 at St. Louis
Score 18 Runs in a Game	Aug. 3, 2010 at St. Louis
Score 19 Runs in a Game	May 11, 1999 vs. Pittsburgh*

ASTROS HISTORY & RECORDS

Shut out in Two Consecutive Games.....	July 1-2, 2013 (0-12, 0-8 vs. Tampa Bay)
Shut out in Four Consecutive Games.....	Sept. 9-11 (Gm 2) , 1966 (Lost 0-7, 0-1, 0-4, and 0-1 at Los Angeles)*

HITS

Six or More Hits in an Inning.....	May 30, 2013 at Colorado (6th inn.)
Eight or More Hits in an Inning.....	8, July 10, 2003 vs. Cincinnati (1st inn.)
Ten Hits in an Inning.....	May 31, 1975 at Philadelphia (8th inn.)*
Eight Consecutive Hits in an Inning.....	June 2, 1966 at Cincinnati (12th inn.)*
Fifteen or More Hits in a Game.....	17, Sept. 10, 2013 at Seattle
Seventeen or More Hits in a Game.....	17, Sept. 10, 2013 at Seattle
Twenty or More Hits in a Game.....	22, April 9, 2013 at Seattle
Twenty-Five Hits in a Game.....	July 2, 1976 (Gm 1) at Cincinnati (14 inn.)*
No Hits in a Game.....	June 13, 2012 at San Francisco, (L,0-10) —By Matt Cain (9.0)
One Hit in a Game.....	Aug. 12, 2013 vs. Texas, (L, 1-2)— By Yu Darvish (8.0)
Two Hits in a Game.....	July 25, 2013 at Toronto, (L, 0-4)—By Mark Buehrle (9.0)

DOUBLES/TRIPLES

Five or More Doubles in a Game.....	5, Sept. 18, 2013 vs. Cincinnati
Eight or More Doubles in a Game.....	8, Sept. 10, 2013 at Seattle
Ten Doubles in a Game.....	May 11, 1999 vs. Pittsburgh*
Two Triples in a Game.....	3, Aug. 23, 2013 vs. Toronto
Three Triples in a Game.....	Aug. 23, 2013 vs. Toronto

HOME RUNS

Two Consecutive Home Runs in an Inning.....	Aug. 26, 2013 at CHI (AL) (9th inn.) — By Matt Dominguez, Chris Carter (off Addison Reed)
Three Consecutive Home Runs in an Inning.....	May 2, 2008 vs MIL (6th inn.)* — By M. Tejada, L. Berkman, C. Lee (off Carlos Villanueva)
Four Home Runs in an Inning.....	Sept. 8, 2004 vs. CIN (1st inn.)* — By C. Biggio, J. Bagwell, L. Berkman, M. Lamb
Four Home Runs in a Game.....	5, Aug. 26, 2013 at Chicago (AL)
Five or more Home Runs in a Game.....	Aug. 26, 2013 at Chicago (AL)
Six Home Runs in a Game.....	June 5, 2013 vs. Baltimore
Seven Home Runs in a Game.....	Sept. 9, 2000 at Chicago (NL)*
Home Runs in 10 or More Consecutive Games.....	12, July 28-Aug. 10, 2007 (14 total home runs)
Home Runs in 15 or More Consecutive Games.....	15, May 8-23, 2001 (19 total home runs)
Home Runs in 18 Consecutive Games.....	18, May 13-31, 2000 (33 total home runs)*

GRAND SLAM HOME RUNS

Two Grand Slams in an Inning.....	July 30, 1969 at New York (9th inn.)—By Denis Menke and Jimmy Wynn*
Two Grand Slams in a Game.....	July 30, 1969 at New York-By Denis Menke and Jimmy Wynn *

EXTRA BASE HITS

Eight or More Extra Base Hits in a Game.....	10, Sept. 10, 2013 at Seattle
Ten or More Extra Base Hits in a Game.....	Sept. 10, 2013 at Seattle
Eleven Extra Base Hits in a Game.....	July 18, 2001 vs. St. Louis (5 2B, 2 3B, 4 HR)*

WALKS/INTENTIONAL WALKS

Ten or More Walks in a Game.....	11, Sept. 18, 2013 vs. Cincinnati
Twelve or More Walks in a Game.....	14, April 29, 2000 at Milwaukee
Fifteen or More Walks in a Game.....	17, Aug. 20, 1999 at Florida (16 inn.)*
Seventeen Walks in a Game.....	Aug. 20, 1999 at Florida (16 inn.)*
Seven Intentional Walks in a Game.....	July 15, 1984 vs. Philadelphia (16 inn.)*

STRIKEOUTS

Twelve or More Strikeouts in a Game.....	19, Sept. 29, 2013 vs. New York (AL) (14 inn.)
Fifteen or More Strikeouts in a Game.....	19, Sept. 29, 2013 vs. New York (AL) (14 inn.)
Twenty Strikeouts in a Game.....	May 6, 1998 at Chicago (NL)*

SACRIFICE HITS/SACRIFICE FLIES

Three Sacrifice Hits in an Inning.....	June 26, 2005 vs. Texas (10 innings) (7th inn.)*
Four Sacrifice Hits in a Game.....	July 7, 2007 vs. New York Mets (17 inn.)*
Two Sacrifice Flies in an Inning.....	May 31, 2013 at Los Angeles (AL) (4th inn.)*
Four Sacrifice Flies in a Game.....	May 3, 2009 at Atlanta

HIT BY PITCH/GROUNDED INTO DOUBLE PLAY

Three Hit by Pitches in an Inning.....	Aug. 13, 2008 vs. San Francisco (6th inn.)*
Five Hit by Pitches in a Game.....	April 19, 2000 at Los Angeles*
Five GIDP in a Game.....	April 8, 2003 vs. Cincinnati (10 inn.)*

STOLEN BASES/CAUGHT STEALING

Steal Five Bases or More in a Game.....	5, Sept. 10, 2013 at Seattle
---	------------------------------

ASTROS HISTORY & RECORDS

Steal Eight Bases in a Game.....	May 23, 1990 vs. Pittsburgh*
Caught Stealing Two Times in an Inning.....	May 4, 2009 at Washington (1st inn.)*
Caught Stealing Three Times in a Game	Sept. 13, 2013 vs. Los Angeles (AL)
Caug Stealing Four Times in a Game.....	Aug. 11, 2011 at Arizona

LAST TIME IT HAPPENED: TEAM PITCHING

COMPLETE GAMES/SHUTOUTS

Two Consecutive Complete Games.....	Aug. 3-4, 2001 (Shane Reynolds vs. Montreal, Roy Oswalt vs. Montreal)
Six Consecutive Complete Games	Aug. 27-Sept. 1, 1976*
Two Consecutive Shutouts	3, Sept. 30-Oct. 2, 2012 (7-0 at Milwaukee, 3-0 and 3-0 at Chicago N.L.)
Three Consecutive Shutouts	3, Sept. 30-Oct. 2, 2012 (7-0 at Milwaukee, 3-0 and 3-0 at Chicago N.L.)

SAVES

Two Consecutive Games with a Save.....	Sept. 11-13, 2013 (at SEA, vs. LAA)
Three or More Consecutive Games with a Save.....	June 14-16, 2013 (vs. CHI (AL))
Four or More Consecutive Games with a Save	5, May 30-June 3, 2013 (at Colorado, at LAA)

HITS ALLOWED

Allow 15 or More Hits in a Game	16, Sept. 3, 2013 vs. Minnesota
Allow 18 or More Hits in a Game	18, May 25, 2013 vs. Oakland
Allow 20 or More Hits in a Game	21, May 4, 2013 vs. Detroit
Allow 26 Hits in a Game	Aug. 3, 1989 at Cincinnati*
Allow No Hits in a Game	June 11, 2003 vs. New York (W, 8-0) — By Roy Oswalt, Pete Munro, Kirk Saarloos, Brad Lidge, Octavio Dotel, Billy Wagner
Allow One Hit in a Game.....	July 20, 2013 vs. SEA (L, 2-4) — By Erik Bedard (6.1), Jose Cisnero (0.2), Travis Blackley (1.0), Jose Veras (1.0)
Allow Two Hits in a Game.....	Oct. 1, 2012 at Chicago (W, 3-0) — By Lucas Harrell (6.0), Jose Valdez (1.0), Fernando Rodriguez (0.2), Wesley Wright (1.0)

RUNS ALLOWED

Allow Five or More Runs in an Inning	Sept. 25, 2013 at Texas (4th inn.)
Allow Seven or More Runs in an Inning	Sept. 8, 2013 at Oakland (3rd inn.)
Allow 11 Runs in an Inning	Aug. 19, 2013 at Texas (3rd inn.)
Allow 14 Runs in an Inning	Aug. 3, 1989 at Cincinnati (1st inn.)*
Allow 12 or More Runs in a Game	12, Sept. 23, 2013 at Texas (L, 0-12)
Allow 15 or More Runs in a Game	16, Aug. 19, 2013 at Texas (L, 5-16)
Allow 18 or More Runs in a Game	19, April 20, 2013 vs. Cleveland (L, 6-19)
Allow 20 or More Runs in a Game	22, June 3, 1987 at Chicago (L, 7-22)*
Allow 22 Runs in a Game	June 3, 1987 at Chicago (L, 7-22)*

HOME RUNS ALLOWED/GRAND SLAM HOME RUNS ALLOWED

Allow a Walk-Off Home Run	Aug. 17, 2013 at Los Angeles (AL) (Josh Hamilton)
Allow Two Consecutive Home Runs.....	July 26, 2013 at Toronto (Edwin Encarnacion, Adam Lind)(7th inning)
Allow Three Consecutive Home Runs.....	July 11, 2009 vs. Washington (Ian Desmond, Rick Ankiel and Ryan Zimmerman)
Allow Four Home Runs in a Game.....	Sept. 2, 2013 vs. Minnesota
Allow Five Home Runs in a Game.....	July 26, 2013 at Toronto
Allow Six Home Runs in a Game	May 29, 2010 at Cincinnati
Allow Eight Home Runs in a Game	May 21, 2005 at Texas*
Allow Two Grand Slams in a Game.....	August 16, 2008 vs. Arizona*

WALKS ALLOWED

Allow 10 or More Walks in a Game.....	11, Sept. 18, 2013 vs. Cincinnati
Allow 13 Walks in a Game.....	June 5, 2002 at Arizona (13 inn.)*
Allow 13 Walks in a Nine-Inning Game	May 4, 1975 (Gm 2) at San Francisco*

STRIKEOUTS

Strike out Four Batters in an Inning.....	June 13, 2004 at Milwaukee (7th inn.)*
Strike out 12 or More Batters in a Game	16, Sept. 29, 2013 vs. New York (AL)
Strike out 15 or More Batters in a Game	16, Sept. 29, 2013 vs. New York (AL)
Strike out 18 Batters in a Game	May 2, 2013 vs. Detroit
Strike out 23 Batters in a Game.....	May 31, 2003 at Chicago (NL)*

HIT BATTERS

Hit Three Batters in an Inning	3, August 3, 1998 at Florida (8th inn.)*
Hit Four Batters in a Game	September 16, 2000 vs. Pittsburgh*

ASTROS HISTORY & RECORDS

LAST TIME IT HAPPENED: PITCHERS BATTING

HOME RUNS

Home Run, Home.....	J.A. Happ, May 29, 2011 vs. Arizona (5th inn. off Josh Collmenter)
Home Run, Road.....	Jordan Lyles, Sept. 30, 2012 at Milwaukee (5th inn. off Mike Fiers)
Inside-the-Park Home Run.....	Butch Henry, May 8, 1992 at Pittsburgh (2nd inn. off Doug Drabek)

STOLEN BASES/CAUGHT STEALING

Last Stolen Base.....	Brandon Backe, May 25, 2005 at Chicago (NL)
Last Caught Stealing.....	Mike Hampton, Sept. 20, 1997 at Cincinnati

PINCH-HITTING/PINCH-RUNNING

Last Pinch-Hit Appearance.....	Lucas Harrell, June 22, 2013 at Chicago (NL) (9th inning)
Last Pinch-Running Appearance.....	Dallas Keuchel, Sept. 7, 2013 at Oakland (8th inning)

LAST TIME IT HAPPENED: TEAM FIELDING

ERRORS

Four or More Errors in a Game.....	4, May 30, 2013 at Colorado
Five Errors in a Game.....	April 6, 2011 at Cincinnati
Six Errors in a Game.....	May 9, 1990 vs. Philadelphia
Seven Errors in a Game.....	July 30, 1979 vs. San Francisco*
Eleven or More Consecutive Errorless Games.....	14, June 5-20, 2006*

DOUBLE PLAYS/TRIPLE PLAYS

Five Double Plays in a Game.....	April 27, 2011 vs. St. Louis
Six Double Plays in a Game.....	May 17, 2003 vs. Philadelphia
Seven Double Plays in a Game.....	May 4, 1969 vs. San Francisco*
Triple Play.....	Aug. 19, 2004 at Philadelphia (5th inn.)
Grounded into by Todd Pratt —Morgan Ensberg to Jeff Kent to Mike Lamb	
Triple Play vs. the Astros.....	April 9, 1989 vs. San Diego (8th inn.)
Grounded into by Ken Caminiti—Luis Salazar to Roberto Alomar to Jack Clark to Mark Parent	

LAST TIME IT HAPPENED: WON-LOSS RECORDS

WINS

Five or More Consecutive Wins.....	6, May 29-June 3, 2013
Seven or More Consecutive Wins.....	July 27-Aug. 3, 2010
Eight or More Consecutive Wins.....	8, Aug. 27-Sept. 3, 2008
Ten or More Consecutive Wins.....	12, Aug. 27-Sept. 8, 2004*
Twelve Consecutive Wins.....	Aug. 27-Sept. 8, 2004*
Five or More Consecutive Wins, Home.....	April 22-May 5, 2012
Eight or More Consecutive Wins, Home.....	9, Aug. 27-Sept. 11, 2008
Ten or More Consecutive Wins, Home.....	18, Aug. 23-Oct. 3, 2004*
Fourteen Consecutive Wins, Home.....	18, Aug. 23-Oct. 3, 2004*
Eighteen Consecutive Wins, Home.....	Aug. 23-Oct. 3, 2004*
Five or More Consecutive Wins, Road.....	6, May 29-June 3, 2013
Eight or More Consecutive Wins, Road.....	10, May 7-31, 1989*
Ten Consecutive Wins, Road.....	May 7-31, 1989*

LOSSES

Five or More Consecutive Losses.....	15, Sept. 14, 2013-current*
Eight or More Consecutive Losses.....	15, Sept. 14, 2013-current*
Ten or More Consecutive Losses.....	15, Sept. 14, 2013-current*
Twelve Consecutive Losses.....	15, Sept. 14, 2013-current*
Five or More Consecutive Losses, Home.....	8, Sept. 14, 2013-current
Seven or More Consecutive Losses, Home.....	8, Sept. 14, 2013-current
Eleven Consecutive Losses, Home.....	July 23-Aug. 17, 1966*
Five or More Consecutive Losses, Road.....	9, Sept. 14, 2013-current
Eight or More Consecutive Losses, Road.....	9, Sept. 14, 2013-current
Ten or More Consecutive Losses, Road.....	July 17-Aug. 3, 2012
Thirteen Consecutive Losses, Road.....	June 15-July 15, 1990*

TIES

Tie Game.....	June 30, 2005 at Cincinnati (2-2, 7 inn.-called due to rain)
---------------	--

ASTROS HISTORY & RECORDS

DOUBLEHEADERS

Doubleheader—Win Both Games, Home.....	July 8, 1995 vs. San Diego
Doubleheader—Win Both Games, Road.....	July 19, 2005 at Pittsburgh
Doubleheader—Lose Both Games, Home.....	April 23, 1977 vs. San Diego
Doubleheader—Lose Both Games, Road.....	May 28, 2012 at Colorado
Doubleheader—Split, Home.....	Aug. 27, 1999 vs. Florida
Doubleheader—Split, Road.....	April 13, 2006 at San Francisco
Day-Night Doubleheader.....	May 28, 2012 at Colorado (0-2)

EXTRA-INNING GAMES

Play in Two Consecutive Extra-Inning Games Sept. 18-19, 2013 vs. Cincinnati (L, 5-6, 13 inn.), at Cleveland (L, 1-2, 11 inn.)	
Play in Three Consecutive Extra-Inning Games.....	July 31-Aug. 2, 2001 vs. New York (2-1)*
Win Two Consecutive Extra-Inning Games.....	May 10-11, 1992 (at Pittsburgh, vs. Chicago)
Lose Two Consecutive Extra-Inning Games.....	Sept. 18-19, 2013 vs. Cincinnati (L, 5-6, 13 inn.), at Cleveland (L, 1-2, 11 inn.)
Lose Three Consecutive Extra-Inning Games.....	Sept. 27-29, 1995 (1 vs. Pittsburgh, 2 at Chicago)
Play 10-Inning Game.....	Aug. 17, 2013 at Los Angeles (L, 5-6)
Play 11-Inning Game.....	Sept. 19, 2013 at Cleveland (L, 1-2)
Play 12-Inning Game.....	Sept. 3, 2013 vs. Minnesota (L, 6-9)
Play 13-Inning Game.....	Aug. 2, 2013 at Minnesota (L, 3-4)
Play 14-Inning Game.....	Sept. 29, 2013 vs. New York (AL) (L, 1-5)
Play 15-Inning Game.....	Aug. 24, 2007 vs. Pittsburgh (L, 3-8)
Play 16-Inning Game.....	Aug. 24, 2010 at Philadelphia (W, 4-2)
Play 17-Inning Game.....	July 6, 2008 at Atlanta (L, 6-7)
Play 18-Inning Game.....	Aug. 15, 2006 vs. Chicago (NL) (L, 6-8)
Play 19-Inning Game.....	July 7, 1985 vs. Montreal (L, 3-6)
Play 20-Inning Game.....	Aug. 15, 1980 at San Diego (W, 3-1)
Play 21-Inning Game.....	Sept. 24, 1971 (1st Gm) at San Diego (W, 2-1)
Play 22-Inning Game.....	June 3, 1989 vs. Los Angeles (W, 5-4)
Play 23-Inning Game.....	Never Accomplished
Play 24-Inning Game.....	April 15, 1968 vs. New York (W, 1-0)*

ONE-RUN GAMES/1-0 GAMES

Play in Three or More Consecutive One-Run Games.....	Sept. 18-20, 2013 (0-3)
Play in Four Consecutive One-Run Games.....	5, Sept. 14-19, 2011 (2-3)
Play in Five or More Consecutive One-Run Games.....	Sept. 14-19, 2011 (2-3)
Play in Seven Consecutive One-Run Games.....	May 12-19, 1984 (2-5)
Win Three or More Consecutive One-Run Games.....	June 14-16, 2013
Lose Three or More Consecutive One-Run Games.....	Sept. 18-20, 2013
Win 1-0 Game.....	Sept. 11, 2012 vs. Chicago (N.L.)
Lose 1-0 Game.....	May 19, 2013 at Pittsburgh

MARGIN OF VICTORY

Win a Game by Five or More Runs.....	Sept. 11, 2013 at Seattle (W, 6-1)
Win a Game by Eight or More Runs.....	11, Sept. 10, 2013 at Seattle (W, 13-2)
Win a Game by 10 or More Runs.....	11, Sept. 10, 2013 at Seattle (W, 13-2)
Win a Game by 14 or More Runs.....	Aug. 3, 2010 at St. Louis (W, 18-4)
Win a Game by 16 Runs.....	17, September 20, 2007 at St. Louis (W, 18-1)*

MARGIN OF DEFEAT

Lose a Game by Five or More Runs.....	12, Sept. 23 2013 at Texas (L, 0-12)
Lose a Game by Eight or More Runs.....	12, Sept. 23, 2013 at Texas (L, 0-12)
Lose a Game by 10 or More Runs.....	12, Sept. 23, 2013 at Texas (L, 0-12)
Lose a Game by 16 Runs.....	Sept. 25, 2011 vs. Colorado (L, 3-19)*

COMEBACKS/BLOWN LEADS

Comeback to Win, Trailing by Five Runs or More.....	6, May 15, 2008 at San Francisco (Trailed 6-0 in the 3rd inn., W 8-7)
Comeback to Win, Trailing by 11 Runs.....	July 18, 1994 vs. St. Louis (Trailed 11-0 after 3rd inn., W 15-12)*
Blow Lead to Lose, Leading by Five Runs or More.....	Aug. 6, 2013 vs. Boston (Led 5-0 in the 2nd inn., L 10-15)
Blow Lead to Lose, Leading by Seven Runs or More.....	7, May 24, 2000 vs. Philadelphia (Led 7-0 in 6th inn., L 7-9)

ASTROS HISTORY & RECORDS

INDIVIDUAL BATTING RECORDS - CAREER (MIN. 3,000 PA)

Most Years.....	20, Craig Biggio, 1988-07
Most Games.....	2850, Craig Biggio, 1988-07
Most Consecutive Games.....	494, Craig Biggio, August 1, 1995-August 4, 1998
Highest Batting Average.....	.297, Jeff Bagwell, 1991-06
Highest On-Base Pct.....	.410, Lance Berkman, 1999-10
Highest Slugging Pct.....	.549, Lance Berkman, 1999-10
Most At-Bats.....	10876, Craig Biggio, 1988-07
Most Runs Scored.....	1844, Craig Biggio, 1988-07
Most Hits.....	3060, Craig Biggio, 1988-07
Most Singles.....	2046, Craig Biggio, 1988-07
Most Doubles.....	668, Craig Biggio, 1988-07
Most Triples.....	80, Jose Cruz, 1975-87
Most Home Runs.....	449, Jeff Bagwell, 1991-05
Most Home Runs, Home.....	234, Jeff Bagwell, 1991-05
at Colt Stadium.....	21, Bob Aspromonte, 1962-64
at Astrodome.....	126, Jeff Bagwell, 1991-99
at Minute Maid Park.....	151, Lance Berkman, 2000-10
Most Home Runs, Road.....	215, Jeff Bagwell, 1991-05
Most HR, Right-handed hitter.....	449, Jeff Bagwell, 1991-05
Most HR, Left-handed hitter.....	138, Jose Cruz, 1975-87
Most HR, Switch-hitter.....	326, Lance Berkman, 1999-10
Most Grand Slam Home Runs.....	7, Carlos Lee, 2007-10
Most Extra-Base Hits.....	1014, Craig Biggio, 1988-07
Most Total Bases.....	4711, Craig Biggio, 1988-07
Most Runs Batted In.....	1529, Jeff Bagwell, 1991-05
Most Walks.....	1401, Jeff Bagwell, 1991-05
Most Intentional Walks.....	155, Jeff Bagwell, 1991-05
Most Strikeouts.....	1753, Craig Biggio, 1988-07
Most Sacrifice Hits.....	101, Craig Biggio, 1988-07
Most Sacrifice Flies.....	102, Jeff Bagwell, 1991-05
Most Hit by Pitch.....	285, Craig Biggio, 1988-07
Most Ground into Double Play.....	221, Jeff Bagwell, 1991-05
Most Stolen Bases.....	487, Cesar Cedeño, 1970-81
Most Caught Stealing.....	149, Cesar Cedeño, 1970-81
Most Plate Appearances.....	12504, Craig Biggio, 1988-07
Most Times on Base.....	4505, Craig Biggio, 1988-07
Most Times Reached on Error.....	163, Craig Biggio, 1988-07
Most Multi-Hit Games.....	841, Craig Biggio, 1988-07
Most Three-Hit Games.....	225, Craig Biggio, 1988-07
Most Four-Hit Games.....	34, Craig Biggio, 1988-07
Best Home Run/At-Bat Ratio.....	17.06, Lance Berkman, 1999-10
Best RBI/At-Bat Ratio.....	5.10, Jeff Bagwell, 1991-05
Most Steals of Third Base.....	107, Craig Biggio, 1988-07
Most Steals of Home.....	3, Jeff Bagwell, 1991-04 and Cesar Cedeño, 1970-81
Highest Stolen Base Percentage.....	.774, Joe Morgan (219/283)

INDIVIDUAL BATTING RECORDS - SEASON

(avg. leaders based on 3.1 plate appearances times games played by team)

Most Games.....	162 (11 times), last, Carlos Lee, 2007
Highest Batting Average.....	.368, Jeff Bagwell, 1994 (147x400)
Highest On-Base Pct.....	.454, Jeff Bagwell, 1999
Highest Slugging Pct.....	.750, Jeff Bagwell, 1994
Most At-Bats.....	660, Enos Cabell, 1978
Most Runs Scored.....	152, Jeff Bagwell, 2000
Most Consec. Games, Runs Scored.....	15 (2x), last, Lance Berkman, April 26-May 12, 2008
Most Hits.....	210, Craig Biggio, 1998
Most Consec. Games, Hit Safely.....	30, Willy Taveras, July 27-August 27, 2006
Most Consec. Games, Hit Safely, Start of Season.....	16, Billy Hatcher, April 6-23, 1987
Most Consecutive AB, no hits.....	40, Brad Ausmus, June 14-July 5, 2006
Most Consecutive Plate Appearances, Reaching Base.....	13, Bill Spiers, June 3-11, 1997 (nine walks, three singles, one hit by pitch)
Most Singles.....	160, Sonny Jackson, 1966
Most Doubles.....	56, Craig Biggio, 1999
Most Triples.....	14, Roger Metzger, 1973
Most Home Runs.....	47, Jeff Bagwell, 2000
Most Home Runs, Home.....	28, Jeff Bagwell, 2000
at Colt Stadium.....	12, Roman Mejias, 1962
at Astrodome.....	23, Jeff Bagwell, 1994
at Minute Maid Park.....	28, Jeff Bagwell, 2000
Most Home Runs, Road.....	30, Jeff Bagwell, 1999

ASTROS HISTORY & RECORDS

Most HR, Right-handed hitter.....	47, Jeff Bagwell, 2000
Most HR, Left-handed hitter	23, Franklin Stubbs, 1990
Most HR, Switch-hitter	45, Lance Berkman, 2006
Most HR, by Position	
Catcher	18, Jason Castro, 2013
First Base	47, Jeff Bagwell, 2000
Second Base.....	27, Jeff Kent, 2004
Shortstop.....	20, Dickie Thon, 1983
Third Base	36, Morgan Ensberg, 2005
Left Field.....	37, Moises Alou, 1998
Center Field	37, Jimmy Wynn, 1967 and Richard Hidalgo, 2000
Right Field	28, Richard Hidalgo, 2003
Pitcher.....	3, Dave Giusti, 1967
Designated Hitter	2, Moises Alou, 2001, Carlos Lee, 2008
Most Home Runs, Month	13, Jeff Bagwell, June 1994
Most Home Runs, vs. One Club	9, Richard Hidalgo, 2000 vs. St. Louis; Lance Berkman, 2002 vs. Cincinnati; Lance Berkman, 2004 vs. Cincinnati
Most Grand Slam Home Runs	2, Matt Dominguez, last, 2013 (June 18 vs. Milwaukee, Sept. 13 vs. Los Angeles (AL));* Carlos Lee, 2009 (June 5 vs. Pittsburgh, July 21 vs. St. Louis); Jeff Bagwell, 2001 (May 6 at Montreal, May 21 vs. San Diego);* Craig Biggio, 2007 (April 20 at Milwaukee, July 24 vs. Los Angeles (NL) *
Most Extra-Base Hits.....	94, Lance Berkman, 2001 (55 doubles, five triples, 34 home runs)
Most Total Bases	363, Jeff Bagwell, 2000
Most Runs Batted In	136, Lance Berkman, 2006
Most Runs Batted In, by Position	
Catcher	68, John Bateman, 1966 and Mitch Meluskey, 2000
First Base	135, Jeff Bagwell, 1997
Second Base.....	107, Jeff Kent, 2004
Shortstop.....	86, Miguel Tejada, 2009
Third Base	101, Morgan Ensberg, 2005
Left Field.....	121, Moises Alou, 1998
Center Field	107, Jimmy Wynn, 1967
Right Field	111, Derek Bell, 1996
Pitcher.....	14, Shane Reynolds, 1999
Designated Hitter	29, Chris Carter, 2013
Most Walks	149, Jeff Bagwell, 1999
Fewest Walks	17, Lee May, 1974 (min. 150 games)
Most Intentional Walks	27, Jeff Bagwell, 1997
Most Strikeouts	212, Chris Carter, 2013
Fewest Strikeouts	13, Nellie Fox, 1964 (min. 3.1 plate app. per games played by the team)
Most Sacrifice Hits	34, Craig Reynolds, 1979
Most Sacrifice Flies	13, Ray Knight, 1982; Jeff Bagwell, 1992; Carlos Lee, 2007
Most Hit by Pitch	34, Craig Biggio, 1997
Most Ground into Double Play	32, Miguel Tejada, 2008*
Fewest Ground into Double Play	0, Craig Biggio, 1997 (619 at-bats)
Most Stolen Bases	65, Gerald Young, 1988
Most Times Stealing Home	2 (3x), Adam Everett, July 22, 2005 at WSH; Cesar Cedeño, July 25 at CHL/Sept. 7, 1977 vs. San Diego
Most Caught Stealing	27, Gerald Young, 1988
Most Plate Appearances	749, Craig Biggio, 1999
Most Extra-Base Hits.....	94, Lance Berkman, 2001
Highest Stolen Base Percentage.....	1.000, Carlos Beltran, 2004 (28/28)*
Most Times on Base	331, Jeff Bagwell, 1999
Most Steals of Third Base.....	14, Craig Biggio, 1999
Most Times Reached on Error	15, Craig Biggio, 2003
Most Multi-Hit Games	61, Derek Bell, 1998
Most Three-Hit Games	23, Craig Biggio, 1998
Most Four-Hit Games	6, Lee May, 1972; Miguel Tejada, 2009
Most Times Picked Off	7, Billy Hatcher, 1987

INDIVIDUAL BATTING RECORDS - GAME

Most At Bats (9 inn.).....	6 (several times), last, Jose Altuve, Sept. 10, 2013 at Seattle
Most At-Bats, (Extra Inn.)	10, Ron Davis, April 15, 1968 vs. New York Mets (24 innings)
Most Runs Scored.....	5 (5x), last, Cody Ransom, September 20, 2007 at St. Louis
Most Hits (9 inn.).....	5 (24x), last, Brandon Barnes, July 19, 2013 vs. Seattle
Most Hits (Extra inn.)	6, Joe Morgan, July 8, 1965 at Milwaukee (12 innings, ties NL record)
Most Consecutive Hits (9 inn.) 5 (4x), last, Josh Anderson, September 16, 2007 vs. Pittsburgh, Miguel Tejada (2x), September 25-26 vs. Cincinnati	
Most Consec. Hits (Extra inn. Game).....	6, Joe Morgan, July 8, 1965 at Milwaukee (12 innings, ties NL record)
Most Consec. Hits, one or more Games.....	8, Julio Gotay, June 18-20, 1967, Art Howe, Sept. 1-6, 1980 (Game 2), Lance Berkman, May 4 (12th inn.)-May 7 (4th inn.), 2008*
Most Singles	5 (4x), last, Craig Biggio, June 28, 2007 vs. Colorado
Most Doubles.....	4, Jeff Bagwell, June 14, 1996 at San Francisco (ties Major League record)
Most Triples	3, Craig Reynolds, May 16, 1981 vs. Chicago Cubs

ASTROS HISTORY & RECORDS

Most Home Runs	3 (12x)	Jimmy Wynn, June 15, 1967 vs. San Francisco (Bolin, Bolin, Henry) Lee May, June 21, 1973 at San Diego (Greif, Miller, Ross) Glenn Davis, Sept. 10, 1987 at San Diego (Grant, Grant, M. Davis) Glenn Davis, June 1, 1990 at San Francisco (Wilson, Wilson, Brantley) Jeff Bagwell, June 24, 1994 vs. Los Angeles (R. Martinez, Seanez, Barnes) Jeff Bagwell, April 21, 1999 at Chicago Cubs (Sanders, Sanders, Myers) Jeff Bagwell, June 9, 1999 at Chicago White Sox (Lowe, Simas, Foulke) Viny Castilla, July 28, 2001 at Pittsburgh (Gm. 1) (Arroyo, Arroyo, Olivares) Lance Berkman, April 16, 2002 at Cincinnati (Acevedo, Acevedo, Rijo) Richard Hidalgo, Sept. 16, 2003 at Colorado (Tsao, Cook, Bernero) Morgan Ensberg, May 15, 2005 vs. San Francisco (Fassero, Accardo, Christiansen) Carlos Lee, April 13, 2007 at Philadelphia (Myers, Myers, Madson)
Most Home Runs, Two Consec. Games	4 (7x)	Jimmy Wynn, June 15, 1967 vs. San Francisco (3) and June 16, 1967 vs. Atlanta (1) Doug Rader, July 20-21, 1970 vs. New York Mets (2 and 2) Glenn Davis, June 1-2, 1990 at San Francisco (3 and 1) Moises Alou, Aug. 13 at Philadelphia (2) and Aug. 14, 2000 vs. Pittsburgh (2) Richard Hidalgo, Sept. 9-10, 2000 at Chicago Cubs (2 and 2) Viny Castilla, July 27-28, 2001 at Pittsburgh (1 and 3) Lance Berkman, April 16-17, 2002 at Cincinnati (3 and 1)
Most Consecutive Games, Home Run	6	Morgan Ensberg, April 15-21, 2006 (7 HR)
Most Grand Slams	1 (several times)	last, Matt Dominguez, Sept. 13, 2013 vs. LAA (Rasmus)
Most Extra-Base Hits	4 (twice)	Kevin Bass, June 27, 1987 at San Francisco (two doubles, triple, HR); Jeff Bagwell, June 14, 1996 at San Francisco (four doubles)
Most Total Bases	13 (4x)	Joe Morgan, July 8, 1965 at Milwaukee (two home runs, three singles, one double) Lee May, June 21, 1973 at San Diego (three home runs, one single) Jeff Bagwell, June 14, 1996 at San Francisco (three home runs, one single) Morgan Ensberg, May 15, 2005 vs. San Francisco (three home runs, one single)
Most Runs Batted In	8	J.R. Towles, Sept. 20, 2007 at St. Louis
Most Consecutive Games, RBI	10	Lance Berkman, June 27-July 6, 2002 (19 RBI)
Most Walks (9 inn.)	4 (13x)	last, Lance Berkman, May 12, 2010 at St. Louis
Most Walks (Extra inn.)	6	Jeff Bagwell, Aug. 20, 1999 at Florida (16 inn.)
Most Consecutive Walks (9 inn.)	4 (3x)	Joe Ferguson, May 11, 1977 vs. Chicago Cubs; Bill Spiers, June 4, 1997 at Cincinnati Lance Berkman, July 8, 2008 at Pittsburgh
Most Consec. Walks (Extra inn.)	5 (twice)	Joe Morgan, June 2, 1966 at Cincinnati (12 inn., none intentional); Joe Ferguson, June 24, 1978 at San Diego (10 inn., three intentional)
Most Consec. Games, Walk	11 (2x)	Jimmy Wynn, July 6 (Gm. 1)-15, 1969 (18 walks); Joe Morgan, July 6-20, 1970 (14 walks)
Most Intentional Walks	3 (several times)	last, Lance Berkman, Sept. 27, 2006 at Pittsburgh (ties MLB record)
Most Consec. Walks, one or more Games	6	Bill Spiers, June 3-5, 1997 (four intentional)
Most Strikeouts	5 (2x)	last, J.D. Martinez, May 27, 2013 vs. Colorado
Most Consec. Games, no Strikeouts	40	Nellie Fox, August 12, 1964-June 9, 1965
Most Sacrifice Hits (nine-inning game)	3 (5x)	last, Andy Pettitte, July 17, 2006 at Florida
Most Sacrifice Hits (extra-inning game)	3	Johnny Temple, May 24, 1963 at San Diego (12 inn.)
Most Sacrifice Flies	2 (several times)	last, Jose Altuve, April 26, 2013 at Boston
Most Hit by Pitch	3	Glenn Davis, April 9, 1990 vs. Cincinnati; Richard Hidalgo, April 19, 2000 at Los Angeles
Most Ground into Double Play	3	Miguel Tejada, Sept. 10, 2009 vs. Atlanta
Most Stolen Bases (nine-inning game)	4 (5x)	last, Craig Biggio, Sept. 16, 1995 at Montreal
Most Stolen Bases (extra-inning game)	4 (twice)	Brian Hunter, Sept. 28, 1995 at Chicago Cubs (11 innings); Roger Cedeno, April 22, 2000 vs. San Diego (10 inn.)

INDIVIDUAL BATTING RECORDS - INNING

Most At-Bats	2 (several times)	last, Cody Clark, Sept. 13 vs. LAA (5th inn.)
Most Runs Scored	2 (several times)	last, Jeff Bagwell, April 9, 2004 at Milwaukee (6th inn.)
Most Hits	2 (several times)	last, Jose Altuve, April 9, 2013 at Seattle (1st inn.)
Most Singles	2 (several times)	last, Brad Ausmus, July 31, 2004 at Cincinnati (9th inn.)
Most Doubles	2	Cesar Cedeno, April 8, 1973 (Gm 1) at Atlanta (6th inn., ties MLB record)
Most Triples	1 (several times)	last, Chris Carter, Sept. 20, 2013 at Cleveland (4th inn.)
Most Home Runs	2 (twice)	Lee May, April 29, 1974 vs. Chicago Cubs (6th inn., Hooton, Krummel) Jeff Bagwell, June 24, 1994 vs. Los Angeles (6th inn., R. Martinez, Seanez)
Most Extra-Base Hits	2 (several times)	last, Jeff Bagwell, April 9, 2004 at Milwaukee (6th inn., double, homer)
Most Total Bases	8 (twice)	Lee May, April 29, 1974 vs. Chicago Cubs (6th inn., two home runs) Jeff Bagwell, June 24, 1994 vs. Los Angeles (6th inn., two home runs)
Most Runs Batted In	4 (several times)	last, Matt Dominguez, Sept. 13, 2013 vs. Los Angeles Angels (5th inn., grand slam)
Most Walks	2 (several times)	last, Chris Burke, Aug. 15, 2005 vs. Chicago (5th inn.)
Most Intentional Walks	1 (several times)	last, Jonathan Villar, Sept. 18, 2013 vs. Cincinnati (9th inn.)
Most Strikeouts	2 (twice)	last, Chris Truby, May 5, 2001 at Montreal (3rd inn.)
Most Sacrifice Hits	1 (several times)	last, Brandon Barnes, Sept. 18, 2013 vs. Cincinnati (9th inn.)
Most Sacrifice Flies	1 (several times)	last, Chris Carter, Sept. 24, 2013 at Texas (1st inn.)
Most Hit by Pitch	1 (several times)	last, Matt Dominguez, Sept. 19, 2013 at Cleveland (9th inn.)
Most Stolen Bases	2 (several times)	last, Jose Altuve, Sept. 10, 2013 at Seattle (7th inn.)

ASTROS HISTORY & RECORDS

INDIVIDUAL PITCHING RECORDS - CAREER

Most Seasons.....	13, Larry Dierker, 1964-76
Most Games.....	563, Dave Smith, 1980-90
Most Starts.....	320, Larry Dierker, 1964-76
Most Complete Games.....	106, Larry Dierker, 1964-76
Lowest Earned Run Average.....	2.40, Roger Clemens, 2004-06 (min. 400 innings)
Most Wins.....	144, Joe Niekro, 1975-85
Most Losses.....	117, Larry Dierker, 1964-76
Most Saves.....	225, Billy Wagner, 1996-03
Highest Winning Percentage (min. 90 decisions).....	.636 (143-82), Roy Oswalt, 2001-10
Most Shutouts.....	25, Larry Dierker, 1964-76
Most Innings Pitched.....	2,294.1, Larry Dierker, 1964-76
Most Hits Allowed.....	2,090, Larry Dierker, 1964-76
Most Runs Allowed.....	934, Joe Niekro, 1975-85
Most Earned Runs Allowed.....	837, Larry Dierker, 1964-76
Most Home Runs Allowed.....	177, Larry Dierker, 1964-76
Most Grand Slams Allowed.....	4, Joe Niekro, 1975-85
Most Walks Allowed.....	818, Joe Niekro, 1975-85
Most Intentional Walks Allowed.....	58, Ken Forsch, 1970-80
Most Strikeouts.....	1,866, Nolan Ryan, 1980-88
Most Hit Batters.....	72, Darryl Kile, 1991-97
Most Wild Pitches.....	128, Joe Niekro, 1975-85
Most Balks.....	27, Jim Deshaies, 1985-91

INDIVIDUAL PITCHING RECORDS - SEASON

Most Games.....	83, Octavio Dotel, 2002
Most Consecutive Games (reliever).....	9, Tom Dukes, July 3-12, 1968
Most Starts.....	40, Jerry Reuss, 1973
Most Complete Games.....	20, Larry Dierker, 1969
Consecutive Complete Games.....	9, J.R. Richard, July 29-Sept. 6, 1979
Lowest Earned Run Average.....	1.69, Nolan Ryan, 1981 (min. one IP per game played by team)
Highest Winning Pct. (by decisions).....	.909, Randy Johnson, 1998 (10-1), min. 10 decisions
Highest Winning Pct. (by innings).....	.846, Mike Hampton, 1999 (22-4), min. one IP per game played by team)
Most Wins.....	22, Mike Hampton, 1999
Most Consecutive Wins.....	12, (2x), Wade Miller, July 7-Sept. 21, 2002 Mark Portugal, July 11-Oct. 2, 1993
Most Wins over One Team.....	5 (5x), Jim Golden, 1962 vs. New York Mets (5-0) Joe Niekro, 1979 vs. San Diego (5-0) Mike Scott, 1989 vs. Los Angeles (5-2) Wade Miller, 2001 vs. Milwaukee (5-0) Shane Reynolds, 2001 vs. Chicago Cubs (5-0)
Most Wins over Different Teams.....	18, Mike Hampton, 1999 (MLB record)
Most Losses.....	20, Dick Farrell, 1962
Most Consecutive Losses.....	13, Jose Lima, April 10-July 4, 2000
Most Losses to Same Team.....	6, Dave Giusti, 1968 vs. Atlanta (0-6)
Most Saves.....	44 (2x), Jose Valverde, 2008, Billy Wagner, 2003
Most Shutouts.....	6, Dave A. Roberts, 1973
Most Consecutive Shutouts.....	3, J.R. Richard, 1980 (May 31 at SF, June 6 vs. SF, June 11 vs. Chicago Cubs)
Most 1-0 Shutout Wins.....	3 (3x), Bob Bruce, 1964; J.R. Richard, 1976; and Bob Knepper, 1981
Most Shutouts over Same Team.....	2 (several times), last, Jim Deshaies, 1989 vs. Cincinnati
Most Shutout Losses.....	6, Bob Bruce, 1965
Most Innings Pitched (Starter).....	305.1, Larry Dierker, 1969
Most Innings Pitched (Reliever).....	122, Danny Darwin, 1989
Consecutive Innings, No Relief.....	86, J.R. Richard, July 29-Sept. 11, 1979
Most Batters Faced.....	1,218, J.R. Richard, 1976
Most Hits Allowed.....	271, Jerry Reuss, 1973
Most Consecutive Hitless Innings.....	16, Mike Scott, Sept. 20-Oct. 2, 1986
Most Consecutive Scoreless Innings.....	32.1, Roy Oswalt, August 27th (2nd inning)-Sept. 11, 2008
Most Runs Allowed.....	152, Jose Lima, 2000
Most Earned Runs Allowed.....	145, Jose Lima, 2000
Most Home Runs Allowed.....	48, Jose Lima, 2000 (NL record)
Most Grand Slams Allowed.....	3, Backe, 2008, Julio Solano, 1987
Most Walks Allowed.....	151, J.R. Richard, 1976
Most Consecutive Innings, No Walks.....	38, Robin Roberts, Aug. 31-Oct. 1, 1965
Most Intentional Walks Allowed.....	17, Todd Jones, 1995
Most Sacrifice Flies Allowed.....	13 (2x), Jim Deshaies, 1988, Mark Lemongello 1978
Most Sacrifice Hits Allowed.....	22, Bob Knepper, 1986
Most Strikeouts, Right-handed Starter.....	313, J.R. Richard, 1979
Most Strikeouts, Left-handed Starter.....	203, Mike Cuellar, 1967
Most 10-Plus Strikeout Games.....	14 (2x), J.R. Richard, 1978 and 1979
Most Hit Batters.....	16 (2x), Jack Billingham, 1971 and Darryl Kile, 1996

ASTROS HISTORY & RECORDS

Most Wild Pitches.....	21, Joe Niekro, 1985
Most Balks.....	7 (2x), Jim Deshaies, 1986 and Nolan Ryan, 1988
Most Stolen Bases Against.....	53, Mike Scott, 1990
Most Quality Starts.....	32, Mike Scott, 1986
Most Pickoffs.....	9, Greg Swindell, 1994 and 1995
Best Strikeouts-to-Walks Ratio.....	5.32, Shane Reynolds, 1999
Most Opponent Ground Into Double Play.....	38, Mike Hampton, 1999

INDIVIDUAL PITCHING RECORDS - GAME

Most Hits Allowed in Shutout (9 inn.).....	10 (2x), Joaquin Andujar, June 26, 1976 vs. Cincinnati Ken Forsch, Sept. 29, 1971 at Los Angeles Dodgers
Most Hits Allowed in Shutout (extra).....	8, J.R. Richard, July 6, 1976 vs. New York Mets (10 inn.)
Fewest Hits Allowed in Shutout (9).....	0 (7x), last, by six pitchers, June 11, 2003 at New York Yankees
Fewest Hits Allowed in Shutout (ex.).....	4, Don Wilson, Aug. 3, 1973 (Game 1) at Cincinnati (10 inn.)
Most Strikeouts in Shutout.....	16, Randy Johnson, Aug. 28, 1998 vs. Pittsburgh
Most Walks Allowed in Shutout (9).....	7 (3x), last, Bob Knepper, April 26, 1983 at Montreal
Most Walks Allowed in Shutout (ex.).....	10, J.R. Richard, July 6, 1976 vs. New York Mets (10 inn.) (ties MLB record)
Fewest Walks Allowed in Shutout (9).....	0 (several times), last, Roy Oswalt, Sept. 11, 2008 vs. Pittsburgh
Fewest Walks Allowed in Shutout (ex.).....	1, Bo McLaughlin, July 25, 1976 vs. San Francisco (10 inn.)
Most Innings Pitched.....	13 (2x), Ken Forsch, Sept. 24, 1971 at San Diego (Game 1, no-decision) Don Wilson, Sept. 7, 1972 at San Francisco (Complete-game victory)
Most Hits Allowed.....	18, Bob Forsch, Aug. 3, 1989 at Cincinnati
Most Consecutive Hits Allowed.....	9, Bob Forsch, August 3, 1989 at Cincinnati (1st inning)
Most Runs Allowed.....	12 (2x), Jose Lima, April 27, 2000 vs. Chicago Cubs (12ER/SIP); Wade Miller, Aug. 23, 2000 vs. Chicago Cubs (8ER/4.2IP)
Most Earned Runs Allowed.....	12, Jose Lima, April 27, 2000 vs. Chicago Cubs (12ER/SIP)
Most Home Runs Allowed.....	5, Jose Lima, April 27, 2000 vs. Chicago Cubs
Most Grand Slams Allowed.....	2, Brandon Backe, Aug. 16, 2008 vs. Arizona (Montero, Young)
Most Walks Allowed.....	11, J.R. Richard, May 4, 1975 (Game 2) at San Francisco
Most Strikeouts.....	18, Don Wilson, July 14, 1968 (Game 2) at Cincinnati
Most Consecutive Strikeouts.....	8 (twice), Don Wilson, July 14, 1968 (Game 2) at Cincinnati; Jim Deshaies, Sept. 23, 1986 at Los Angeles
Most Hit Batters.....	4, Darryl Kile, June 2, 1996 at St. Louis (Ties modern MLB record)
Most Wild Pitches.....	6, J.R. Richard, April 10, 1979 vs. Los Angeles (Ties MLB record)

INDIVIDUAL PITCHING RECORDS - INNING

Most Home Runs Allowed.....	4, Jose Lima, April 27, 2000 vs. Chicago Cubs (1st inn., ties MLB record)
Most Consecutive HR allowed.....	3 (several times), last, Henry Sosa, September 11, 2011 at Washington (3rd inn.)
Most Strikeouts.....	4 (4x), last, Bud Norris, April 24, 2012 at Milwaukee (3rd inn. Ishikawa, Wolf, Weeks, Braun) (ties MLB record) Brad Lidge, June 13, 2004 at Milwaukee (7th inn. Jenkins, Ginter, Grieve, Moeller) (ties MLB record) Octavio Dotel, June 11, 2003 at New York Yankees (8th inn. Rivera, Soriano, Jeter, Giambi) (ties MLB record) Mike Scott, Sept. 3, 1986 at Chicago Cubs (5th inn. Speier, Walker, Martinez, Sandberg) (ties MLB record)
Fewest Pitches for Three Strikeouts.....	9 (4x), last, Brandon Backe, April 15, 2004 vs. Milwaukee (ties MLB record)
Most Hit Batters.....	3, C.J. Nitkowski, Aug. 3, 1998 at Florida (8th inn., ties MLB record)
Most Wild Pitches.....	3 (4x), last, Joe Niekro, Aug. 2, 1985 vs. San Diego (6th inn.)

INDIVIDUAL RELIEF PITCHING RECORDS - CAREER

Most Games.....	562, Dave Smith, 1980-90
Most Wins.....	53, Dave Smith, 1980-90
Most Losses.....	47, Dave Smith, 1980-90
Most Innings Pitched.....	760, Dave Smith, 1980-90
Most Runs Allowed.....	251, Dave Smith, 1980-90
Most Earned Runs Allowed.....	211, Dave Smith, 1980-90
Most Hits Allowed.....	642, Dave Smith, 1980-90
Most Walks.....	258, Dave Smith, 1980-90
Most Strikeouts.....	694, Billy Wagner, 1995-03
Most Saves.....	225, Billy Wagner, 1995-03
Most Save Chances.....	263, Billy Wagner, 1995-03
Highest Save Pct.....	.85.6, Billy Wagner, 1995-03
Most Games Finished.....	400, Dave Smith, 1980-90
Most Blown Saves.....	46, Dave Smith, 1980-90
Most Inherited Runners.....	302, Dave Smith, 1980-90
Most Inherited Runners Scored.....	95, Dave Smith, 1980-90
Lowest Inherited Runners Scored Pct (min 145 IR).....	.20.8, Trevor Miller, 1998-99, 2006-07
Most Inherited Runners, None Scoring.....	7 (4x), Brandon Lyon, 2010; Mike Maddux, 2000; Mark Melancon, 2010; Dean Wilkins, 1991

INDIVIDUAL RELIEF PITCHING RECORDS - SEASON

Most Games.....	83, Octavio Dotel, 2002
Most Consecutive Games (reliever).....	9, Tom Dukes, July 3-12, 1968
Most Wins.....	11 (5x), last, Doug Jones, 1992
Most Losses.....	10 (2x), last, Fernando Rodriguez, 2012

ASTROS HISTORY & RECORDS

Most Innings Pitched.....	122, Danny Darwin, 1989
Most Runs Allowed.....	50, Jim Ray, 1972
Most Earned Runs Allowed.....	.44, Brad Lidge, 2006, Juan Agosto, 1990 and Jose Lima, 1997
Most Hits Allowed.....	103, Joe Boever, 1992
Most Walks.....	52, Todd Jones, 1995
Most Strikeouts.....	157, Brad Lidge, 2004
Most Saves.....	44 (2x), Jose Valverde, 2008, Billy Wagner, 2003
Most Save Chances.....	51, Jose Valverde, 2008
Highest Save Pct.....	.951, Billy Wagner, 2001
Most Games Finished.....	71, Jose Valverde, 2008
Most Blown Saves.....	9 (6x), last, Billy Wagner, 2000
Most Inherited Runners.....	70, Ken Forsch, 1974
Most Inherited Runners Scored.....	22, Joe Slusarski, 2000 and Ricky Stone, 2003
Lowest Inherited Runners Scored Pct.....	.30, Wilton Lopez, 2010 (33 IR/1 scored)
Most Inherited Runners, None Scoring.....	11, Jose Valverde, 2009

TEAM OFFENSIVE RECORDS - SEASON

Most Total Players Used.....	50, 2013
Fewest Total Players Used.....	32, 1972
Highest Batting Average.....	.280, 1998
Lowest Batting Average.....	.220, 1963
Most .300 Hitters.....	4, 1998 (Craig Biggio .325, Derek Bell .314, Moises Alou .312, Jeff Bagwell .304)
Highest Slugging Percentage.....	.477, 2000
Lowest Slugging Percentage.....	.301, 1963
Most At-Bats.....	5641, 1998
Fewest At-Bats.....	3693, 1981
Most Runs Scored.....	938, 2000
Fewest Runs Scored.....	394, 1981
Most Runs Scored, Month.....	195, September 2000
Most Consecutive Games Scoring, Season.....	101, June 13-October 1, 2001
Most Consecutive Games Scoring, One or More Seasons.....	122, June 13, 2001-April 25, 2002
Most Consecutive Games, Shut Out.....	4 (twice), last, June 20-23, 1963 (Lost 0-5 at Chicago, 0-3, 0-3, 0-4 at Cincinnati) September 9-11 (Game 2), 1966 (Lost 0-7, 0-1, 0-4, 0-1 at Los Angeles)
Most Consecutive Innings, Shut Out.....	43, September 7-13, 1966 (over six games)
Most Hits.....	1578, 1998
Fewest Hits.....	984, 1981
Most Singles.....	1097, 1984
Fewest Singles.....	702, 1994
Most Doubles.....	326, 1998
Fewest Doubles.....	160, 1981
Most Triples.....	67, 1980 and 1984
Fewest Triples.....	16, 2013
Most Home Runs.....	249, 2000 (NL record)
Most Home Runs, Home.....	135, 2000
at Colt Stadium.....	44, 1962
at Astrodome.....	82, 1998
at Minute Maid Park.....	135, 2000
Most Home Runs, Road.....	114, 2000
Most Home Runs vs. One Club.....	30, 2000 vs. St. Louis
Most Home Runs vs. One Club, home.....	18 (twice), 2000 vs. Pittsburgh and St. Louis
at Colt Stadium.....	9 (twice), 1962 vs. Milwaukee/Atlanta and Los Angeles
at Astrodome.....	11, 1966 vs. Chicago Cubs
at Minute Maid Park.....	18 (twice), 2000 vs. Pittsburgh and St. Louis
Most Home Runs vs. One Club, Road.....	17, 1987 vs. San Francisco
Fewest Home Runs.....	45, 1981
Fewest Home Runs, Home.....	15, 1979
at Colt Stadium.....	25, 1963
at Astrodome.....	15, 1979
at Minute Maid Park.....	46, 2011
Fewest Home Runs, Road.....	29, 1981
Fewest Home Runs vs. One Club (min. 2 series).....	0, 2010 vs. Atlanta Braves
Fewest Home Runs vs. One Club, home.....	0 (several times)
at Colt Stadium.....	0 (twice), 1962 vs. Cincinnati and 1963 vs. St. Louis
at Astrodome.....	0 (several times), 1998 vs. Los Angeles
at Minute Maid Park.....	0, 2010 vs. Atlanta and Texas
Fewest Home Runs vs. One Club, road.....	0 (9x), last, 2010 at Atlanta
All-Time Home Runs.....	6143, 1962-13
All-Time Home Runs, Home.....	2782, 1962-13
at Colt Stadium.....	98, 1962-64
at Astrodome.....	1447, 1965-99
at Minute Maid Park.....	1237, 2000-13
All-Time Home Runs, Road.....	3361, 1962-13
Most Grand Slam Home Runs.....	7 (2x), 2001 and 2007
Most Extra Base Hits.....	574, 2000 (289 doubles, 36 triples, 249 home runs)

ASTROS HISTORY & RECORDS

Fewest Extra Base Hits	240, 1981 (160 doubles, 35 triples, 45 home runs)
Most Total Bases	2655, 2000
Fewest Total Bases	1349, 1981
Most Runs Batted In	900, 2000
Fewest Runs Batted In	369, 1981
Most Walks	728, 1999
Fewest Walks	340, 1981
Most Walks, Two Consecutive Games	25, April 28-29, 2000 at Milwaukee (11 and 14) (ties NL record)
Most Intentional Walks	88, 1967
Fewest Intentional Walks	17, 2013
Most Strikeouts	1535, 2013
Fewest Strikeouts	488, 1981
Most Sacrifice Hits	109, 1979
Fewest Sacrifice Hits	46, 2013
Most Sacrifice Flies	61, 2000
Fewest Sacrifice Flies	27, 1963
Most Hit by Pitch	100, 1997 (modern MLB record)
Fewest Hit by Pitch	8, 1981
Most Ground into Double Play	154, 2000
Fewest Ground into Double Play	69, 1981
Most Left on Base	1252, 1999
Fewest Left on Base	795, 1981
Most Stolen Bases	198, 1988
Fewest Stolen Bases	39, 1963
Highest Stolen Base Percentage78.1, 2011 (118 steals in 151 attempts)
Lowest Stolen Base Percentage45.5, 1964 (40 steals in 88 attempts)
Most Caught Stealing95, 1979 and 1983
Fewest Caught Stealing	27, 2002

TEAM OFFENSIVE RECORDS - GAME

Most Total Players Used	53, Sept. 2, 1986 at Chicago-NL (Chi. 27, Hou. 26) (NL Record)
Most At-Bats (nine innings)	51, May 13, 2009 at Colorado
Most Runs Scored	19, 2x, June 25, 1995 vs. Chicago & May 11, 1999 vs. Pittsburgh
Most Runs Scored, Both Teams 29 (2x), June 3, 1987 at Chicago (Chicago 22, Houston 7); July 29, 2007 vs. San Diego (San Diego 18, Houston 11)	
Most Hits (nine innings)	25, May 30, 1976 (Gm 2) at Atlanta
Most Hits (extra innings)	25, July 2, 1976 (Gm 1) at Cincinnati (14 inn.)
Most Singles	23, May 30, 1976 (Gm 2) at Atlanta (Ties NL Record)
Most Doubles	10, May 11, 1999 vs. Pittsburgh
Most Triples	3, (several times), last, Aug. 23, 2013 vs. Toronto
Most Home Runs, Home (nine inn.)	6 (5x), last, June 5, 2013 vs. Baltimore
Most Home Runs, Road (nine inn.)	7, Sept. 9, 2000 at Chicago (NL)
Most Home Runs, Home (extra inn.)	5, June 21, 2001 vs. Cincinnati (11 inn.)
Most Home Runs, Road (extra inn.)	5 (2x) Aug. 29, 1995 at Atlanta (13 inn.), May 2, 2001 at New York (10 inn.)
Most Home Runs, Both Teams-Home (9 inn.)	8, 4x, April 10, 2000 vs. St. Louis (Hou. 4, StL 4); August 16, 2000 vs. Pittsburgh (Hou. 6, Pitts. 2) April 11, 2008 vs.. Florida (Hou-2, Fla-6), Milwaukee (Houston, 3, Milwaukee 5) June 11, 2008
Most Home Runs, Both Teams-Road (9 inn.)	10, May 21, 2005 at Texas (HOU 2, TEX 18)
Most Home Runs, Both Teams-Home (ext.)	9, June 21, 2001 vs. Cincinnati (Cin. 8, Hou. 7) (11 inn.)
Most Home Runs, Both Teams-Road (ext.)	Less than the nine-inning record
Most Grand Slams	2, July 30, 1969 at New York (ties MLB record)
Most Grand Slams, Both Clubs	3, June 3, 1987 at Chicago Cubs (Chi. 2, Hou. 1) (ties MLB record)
Most Extra Base Hits	11 (2x), Sept. 9, 2000 at Chicago Cubs (four doubles, seven home runs) July 18, 2001 vs. St. Louis (five doubles, two triples, four home runs)
Most Total Bases	44, Sept. 9, 2000 at Chicago Cubs (10 singles, four doubles, seven home runs)
Most Runs Batted In	19 (2x), last, June 25, 1995 vs. Chicago Cubs; May 11, 1999 vs. Pittsburgh
Most Walks (nine inn.)	14, April 29, 2000 at Milwaukee
Most Walks (extra inn.)	17, August 20, 1999 at Florida (16 inn.) (ties NL record)
Most Walks, Both Teams (nine inn.)	26, May 4, 1975 (Game 2) at San Francisco (13 each) (NL record)
Most Walks, Both Teams (extra inn.)	25, August 20, 1999 at Florida (16 inn.) (Hou. 17, Fla. 8) (ties NL record)
Most Intentional Walks	7, July 15, 1984 vs. Philadelphia (16 inn.) (ties MLB record)
Most Strikeouts	20, May 6, 1998 at Chicago Cubs
Most Strikeouts, Both Clubs	37 (NL record), May 31, 2003 at Chicago Cubs (Astros 14, Cubs 23) (16 innings)
Most Sacrifice Hits	4 (several times), last, July 7, 2007 vs. New York (NL)
Most Sacrifice Flies	4 (3x), May 9, 1995 at Pittsburgh; Sept. 8, 1995 at Philadelphia; May 3, 2009 at Atlanta (ties NL record)
Most Hit by Pitch	5, April 19, 2000 at Los Angeles (ties MLB record)
Most Hit by Pitch, Both Teams	6, Sept. 16, 2000 vs. Pittsburgh (10 inn.) (Pit. 4, Hou. 2) (ties NL record)
Most Ground into Double Play	5 (2x), July 13, 1962 at Pittsburgh and April 8, 2003 at Cincinnati
Most Left on Base (nine inn.)	16, August 4, 1979 (Game 1) at Atlanta
Most Left on Base (extra inn.)	25, July 11, 1970 vs. San Francisco (14 inn.)
Most Stolen Bases	8, May 23, 1990 vs. Pittsburgh
Most Caught Stealing (nine inn.)	4, October 2, 1991 at San Francisco
Most Caught Stealing (extra inn.)	3 (several times), last, August 11, 2011 at Arizona

ASTROS HISTORY & RECORDS

TEAM OFFENSIVE RECORDS - INNING

Most At-Bats	13, May 31, 1975 at Philadelphia (8th inn.)
Most Runs	12, May 31, 1975 at Philadelphia (8th inn.)
Most Hits	10, May 31, 1975 at Philadelphia (8th inn.)
Most Consecutive Hits	8 (3x), last, July 10, 2003 vs. Cincinnati (7 singles, 1 double)
Most Singles	8, June 2, 1966 at Cincinnati (12th inn.)
Most Consecutive Singles	8, June 2, 1966 at Cincinnati (12th inn.)
Most Home Runs	4 (2x), last, Sept. 8, 2004 vs. Cincinnati (1st inn. Biggio, Bagwell, Berkman, Lamb)
Most Consecutive Home Runs	3 (5x), July 24, 1984 at San Francisco (5th inn., Cabell, Garner, Cruz) June 14, 2000 at Colorado (8th inn., Alou, Hidalgo, Eusebio) July 19, 2003 at Cincinnati (1st inn., Berkman, Hidalgo, Ensberg) Aug. 31, 2004 at Cincinnati (5th inn., Berkman, Bagwell, Beltran) May 2, 2008 vs. Milwaukee (6th inn., Tejada, Berkman, Lee)
Most Grand Slams	2, July 30, 1969 at New York Mets (9th inn., Menke, Wynn) (ties MLB record)
Most Runs Batted In	12, May 31, 1975 at Philadelphia (8th inn.)
Most Sacrifice Hits	3 (3x), June 26, 2005 vs. Texas (7th inn.) April 29, 1975 at San Diego (7th inn.) and July 6, 1975 at Atlanta (9th inn.) (ties MLB record)
Most Hit by Pitch	3, Sept. 13, 1997 vs. Los Angeles (1st inn.) and August 13, 2008 vs. San Francisco (6th inn.) (ties modern MLB record)
Most Caught Stealing	2 (several times), last, May 4, 2009 at Washington (1st inn.)

TEAM PITCHING RECORDS - SEASON

Most Pitchers Used	26 2013
Fewest Pitchers Used	12, 1981
Most Complete Games	55, 1979
Fewest Complete Games	1, 2003
Most Consecutive Complete Games	6, (2x), May 21-26, 1972 (Reuss, Dierker, Griffin, Forsch, Wilson, Roberts); Aug. 27-Sept. 1, 1976 (McLaughlin, Dierker, Sambito, Larson, Richard, McLaughlin)
Lowest Earned Run Average	2.66, 1981
Highest Earned Run Average	5.41, 2000
Most Saves, Season	51, 1986
Fewest Saves, Season	18, 1974
Most Shutouts, Season	19 (3x), 1979 (19-15); 1981 (19-9); 1986 (19-6)
Most Consecutive Shutouts	3 (2x), August 23-25, 1974 vs. Philadelphia (Dierker 1-0, Roberts 1-0, Wilson/Cosgrove 5-0); Sept. 23-25, 1986 vs. LAD/SF (Jim Deshaies 4-0 vs. LA, Nolan Ryan/Charley Kerfeld 6-0 vs. SF, Mike Scott 2-0 vs. SF)
Most Hits Allowed	1596, 2000
Fewest Hits Allowed	842, 1981
Fewest Hits Allowed, Two Consec.Gms.	2, September 26-27, 1981 vs. Los Angeles (0 hits, 2 hits) (Ties MLB Record)
Most Runs Allowed	944, 2000
Fewest Runs Allowed	331, 1981
Most Consec. Innings, No Runs Allowed	32 (twice), Aug. 15-17 (Gm 2), 1980 (over three games); July 6-12, 1997 (over four gms.)
Most Earned Runs	865, 2000
Fewest Earned Runs Allowed	293, 1981
Most Home Runs Allowed	234, 2000
Most Home Runs Allowed, Home	131, 2000
Colt Stadium	44, 1964
Astrodome	71, 1998
Minute Maid Park	131, 2000
Most Home Runs Allowed, Road	103, 2000
Most HR Allowed vs. One Club	31, 1965 vs. Milwaukee
Most HR Allowed vs. One Club, Home	18 (2x), 2001 vs. Chicago (NL) and Cincinnati
Colt Stadium	12, 1963 vs. Milwaukee
Astrodome	13 (2x), 1966 vs. Pittsburgh and 1972 vs. Cincinnati
Minute Maid Park	18 (2x), 2001 vs. Chicago (NL) and Cincinnati
Most HR Allowed vs. One Club-Road	21, 1987 vs. San Fran.
Home Runs Allowed All-Time	6661, 1962-13
Home Runs Allowed, Home	2928, 1962-13
Colt Stadium	98, 1962-64
Astrodome	1447, 1965-99
Minute Maid Park	1324, 2000-13
Home Runs Allowed, Road	3733, 1962-13
Fewest Home Runs Allowed	40, 1981
Fewest Home Runs Allowed, Home	9, 1981
Colt Stadium	34, 1963
Astrodome	9, 1981
Minute Maid Park	66, 2010
Fewest Home Runs Allowed, Road	31, 1981
Fewest Home Runs Allowed vs. One Club	0, two times (min. two series), 1979 vs. New York Mets; 1981 vs. St. Louis
Fewest Home Runs Allowed vs. One Club, Home	0, (several times), last, 2002 vs. Colorado and Florida
Colt Stadium	0, 1963 vs. Los Angeles
Astrodome	0, several times, 1999 vs. Colorado and Florida
Minute Maid Park	0, 2002 vs. Colorado and Florida
Fewest Home Runs Allowed vs. One Club, Road	0 (14x), last, 2010 vs. Colorado, San Diego
Most Consecutive Games, No HR Allowed	17, May 11-29, 1981

ASTROS HISTORY & RECORDS

Most Consecutive Innings, No HR Allowed	176, May 10-30, 1981
Most Grand Slams Allowed	10, 2001
Most Walks Allowed	679, 1975
Fewest Walks Allowed	300, 1981
Most Intentional Walks Allowed	94, 1989
Fewest Intentional Walks Allowed	17, 1999
Most Sacrifice Hits Allowed	99, 1964
Most Sacrifice Flies Allowed	64, 2000
Most Strikeouts	1282, 2004
Fewest Strikeouts	610, 1981
Most Hit Batters	74, 2003
Fewest Hit Batters	11, 1981
Most Wild Pitches	91, 1970 (Ties National League Record)
Fewest Wild Pitches	22, 2008
Most Balks	34, 1988
Fewest Balks, Season	0, 1999 (Ties ML Record)

TEAM PITCHING RECORDS - GAME

Most Pitchers Used (nine innings)	9, Sept. 25, 2006 at Philadelphia
Most Pitchers Used (extra innings)	10, September 28, 1995 at Chicago-NL (11 inn.)
Most Pitchers Used in Game, Both Teams (nine innings)	16 (2x), Sept. 25, 2006 at Phil. (HOU 9, PHI 7), Sept. 28, 2002 at SF (HOU 8, SF 8)
Most Pitchers Used in Game, Both Teams (extra innings)	18 (2x), Aug. 15, 2006 vs. Chicago-NL (18 inn., HOU 8, CHC 10) Sept. 28, 1995 at Chicago-NL (11 inn., HOU 10, CHC 8)
Most Hits Allowed	26, August 3, 1989 at Cincinnati
Fewest Hits Allowed	0 (10x), last, June 11, 2003 at New York-AL
Most Runs Allowed	22, June 3, 1987 at Chicago
Most Earned Runs Allowed	22, June 3, 1987 at Chicago
Most Home Runs Allowed	8, May 21, 2005 at Texas
Most Grand Slams	2 (4x), May 2, 1987 at Atlanta (6th inn.-Graig Nettles off Aurelio Lopez, 7th inning-Dion James off Julio Solano); June 3, 1987 at Chicago (1st inn.-Brian Dayett off Bob Knepper, 6th inn.-Keith Moreland off Julio Solano); July 4, 2004 vs. Texas (6th inn.-Hank Blalock off Tim Redding, 9th inn.-Mark Teixiera off Chad Harville); August 16, 2008 vs. San Francisco (1st inn.-Miguel Montero off Brandon Backe, 6th inn.-Chris Young off Brandon Backe)
Most Walks (9 innings)	13, May 4, 1975 (Gm 2) at San Francisco (J.R. Richard 11, Wayne Granger 2)
Most walks (extra innings)	13, June 5, 2002 at Arizona (Hernandez 5, Dotel 1, Wagner 2, Borbon 2, Cruz 1, Mann 2) 13 inn.
Most Sacrifice Flies Allowed	4 (2x), June 12, 1963 at Los Angeles (NL); May 5, 1982 at Cincinnati
Most Strikeouts	23, May 31, 2003 at Chicago (16 inn.)
Most Hits Allowed in Shutout (nine inn.)	11 (3x), last, July 12, 2009 vs. Washington (Moehler 7, Arias 3, Valverde 1)
Most Hits Allowed in Shutout (ext. inn.)	11 (2x), April 15, 1968 vs. New York-NL (24 inn.) (Wilson 5, Buzhardt 0, Coombs 3, Ray 2, Blasingame 1); June 16, 1972 vs. Philadelphia (11 inn.) (Wilson 5, Griffin 6)
Fewest Hits Allowed in Shutout (9 inn.)	0 (7x), last, June 11, 2003 at New York-AL (six pitchers)
Fewest Hits Allowed in Shutout (ext. inn.)	1, July 22, 1986 vs. Montreal (10 inn.) (Nolan Ryan 1, Dave Smith 0)
Most Walks Allowed in Shutout (9 inn.)	8, April 26, 1980 vs. New York-NL (Joe Niekro 6, Frank LaCorte 2)
Most Walks Allowed in Shutout (extra inn.)	10, July 6, 1976 vs. New York-NL (10 inn., J.R. Richard 10) (Ties NL Record)
Fewest Walks Allowed in Shutout (nine inn.)	0 (several times), last, July 31, 2013 at Baltimore (Oberholzer, Lo, Cisnerio)
Fewest Walks Allowed in Shutout (extra inn.)	1 (4x), last, April 19, 1992 vs. San Diego (11 IP, 1 IBB - Osuna)
Most Hit Batters	4 (2x), June 2, 1996 at St. Louis and Sept. 16, 2000 vs. Pittsburgh
Most Wild Pitches	6, April 10, 1979 vs. Los Angeles-NL

TEAM PITCHING RECORDS - INNING

Most Hits Allowed	16, Aug. 3, 1989 at Cincinnati (1st inn.) (Modern MLB record)
Most Runs Allowed	14, August 3, 1989 at Cincinnati (1st inn.)
Most Strikeouts	4 (4x), Sept. 3, 1986 at Chicago (5th inn.-Speier, Walker, Martinez, Sandberg); June 11, 2003 at New York-AL (8th inn.-Rivera, Soriano, Jeter, Giambi); June 13, 2004 at Milwaukee (Jenkins, Ginter, Grieve, Moeller) April 24, 2012 at Milwaukee (Ishikawa, Wolf, Weeks, Braun)
Most Hit Batters	3, Aug. 3, 1998 at Florida (8th inn., consecutive) (ties MLB record)

INDIVIDUAL PINCH-HITTING RECORDS

Most Games, Season	88, Orlando Palmeiro, 2006
Highest Batting Average, Season455, Bill Spiers, 1997 (15x33) (Min. 25 At Bats)
Highest Batting Average, Career303, Kevin Bass, 1983-1994 (60x198) (Min. 100 At Bats)
Most At-Bats, Season	80, Orlando Palmeiro, 2006
Most At-Bats, Career	300, Denny Walling, 1977-88, 92
Most Hits, Season	20 (2x), Orlando Palmeiro, 2006; Ken Boswell, 1976
Most Hits, Career	82, Denny Walling, 1977-88, 92
Most Consecutive Pinch-Hits	6 (2x), Phil Garner, July 27-Aug. 21, 1985, Norm Larker, May 1-Aug. 8, 1962
Most Runs Batted In, Game	4 (13x), last, Brian Bogusevic, Aug. 16, 2011 vs. Chicago-NL
Most Runs Batted In, Season	17, Orlando Merced, 2001
Most Runs Batted In, Career	63, Denny Walling, 1977-88, 92
Most Home Runs, Season	5, Cliff Johnson, 1974
Most Home Runs, Career	9, Cliff Johnson, 1972-77

ASTROS HISTORY & RECORDS

Most Walks, Season.....	11 (4x), last, Jason Michaels, 2009
Most Walks, Career.....	34, Denny Walling, 1977-92

TEAM PINCH-HITTING RECORDS - SEASON

Highest Average.....	294, 1995 (73x248)
Lowest Average.....	157, 1992 (42x268)
Most At-Bats.....	274, 1991
Most Hits.....	73, 1995
Most Consecutive At-Bats, No Hit.....	35, May 10-June 24, 1980
Most Consecutive Plate App, No Hits.....	44, May 10-June 24, 1980
Most Runs Batted In.....	51, 1995
Most Home Runs.....	9, 1995
Most Walks.....	44, 1991

TEAM ROOKIE HITTING RECORDS

Most Games.....	157, Joe Morgan, 1965
Highest Batting Average.....	.336, Luke Scott, 2006 (72x214) (Min. 150 at-bats)
Most At-Bats.....	601, Joe Morgan, 1965
Most Runs Scored.....	100, Joe Morgan, 1965
Most Hits, Game.....	6, Joe Morgan, July 8, 1965 at Milwaukee, (12 inn.) (Ties National League Record)
Most Hits.....	185, Greg Gross, 1974
Most Singles.....	160, Sonny Jackson, 1966
Most Doubles.....	30, Hunter Pence, 2007
Most Triples.....	12, Joe Morgan, 1965
Most Home Runs.....	21, Lance Berkman, 2000
Home Run in First MLB At-Bat (rookies only).....	(4x), Mark Saccomanno, Sept. 8, 2008 vs. PIT; Charlton Jimerson, Sept. 4, 2006 at PHI; Dave Matranga, Jun. 27, 2003 vs. TEX, Jose Sosa, Jul. 30, 1975 vs. SD
Most Grand Slams.....	1 (several players), last, Brian Bogusevic, 2011
Most Extra-Base Hits.....	56, Hunter Pence, 2007
Most Total Bases.....	251, Joe Morgan, 1965
Most Runs Batted In.....	82, Jeff Bagwell, 1991
Most Walks.....	97, Joe Morgan, 1965
Most Strikeouts.....	128, Howie Goss, 1963
Most Stolen Bases.....	49, Sonny Jackson, 1966

TEAM ROOKIE PITCHING RECORDS

Most Games.....	78 (2x), Ricky Stone, 2002, and Brad Lidge, 2003
Most Starts.....	32 (twice), Chris Holt, 1997, Lucas Harrell 2012
Most Complete Games.....	9, Joaquin Andujar, 1976
Lowest Earned Run Average.....	2.53, Ken Forsch, 1971 (min. 120 IP)
Highest Winning Percentage.....	.846, Charley Kerfeld, 1986 (11-2) (min. 10 decisions)
Highest Win Pct., Left-hander.....	.706, Jim Deshaies, 1986 (12-5)
Most Wins.....	15, Jeriome Robertson, 2003 (15-9)
Most Wins, Left-hander.....	15, Jeriome Robertson, 2003 (15-9)
Most Wins, Right-hander.....	14, Roy Oswalt, 2001 (14-3)
Most Losses.....	14, Mark Lemongello, 1977
Most Saves.....	20, Frank DiPino, 1983
Most Shutouts.....	4, Joaquin Andujar, 1976
Last Rookie Shutout.....	Brett Oberholtzer, Sept. 1, 2013 vs. Seattle
Most Innings Pitched.....	214.2, Mark Lemongello, 1977
Most Hits Allowed.....	237, Mark Lemongello, 1977
Fewest Hits Allowed, Game.....	0, Don Wilson, June 18, 1967 vs. Atlanta
Most Home Runs Allowed.....	23 (2x), Jeriome Robertson, 2003; Ezequiel Astacio, 2005
Most Walks Allowed.....	93, Tom Griffin, 1969
Most Strikeouts, Game.....	15 (2x), Don Wilson, June 18, 1967 vs. Atlanta; J.R. Richard, September 5, 1971, at San Francisco (Gm 2)
Most Strikeouts, Major League Debut.....	15, J.R. Richard, Sept. 5, 1971 at San Francisco (Gm 2) (Ties ML Record)
Most Strikeouts, Season.....	200, Tom Griffin, 1969

INDIVIDUAL DEFENSIVE RECORDS

Most Games, Season.....	162 (3x), last, Jeff Bagwell and Craig Biggio, 1996
Catcher.....	151, Johnny Edwards, 1969
First Base.....	162, Jeff Bagwell, 1996
Second Base.....	162, Craig Biggio, 1996 and Bill Doran, 1987
Third Base.....	160, Ken Caminiti, 1989
Shortstop.....	158, Miguel Tejada, 2009
Outfield.....	160, Steve Finley, 1992; Jose Cruz, 1983 and 1984; Lance Berkman, 2004
Pitcher.....	83, Octavio Dotel, 2002
Most Putouts, Season.....	1404, Jeff Bagwell, 1997
Catcher.....	1135, Johnny Edwards, 1969

ASTROS HISTORY & RECORDS

First Base.....	1404, Jeff Bagwell, 1997
Second Base.....	361, Craig Biggio, 1996
Third Base.....	150, Bob Aspromonte, 1962
Shortstop.....	275, Roger Metzger, 1971
Outfield.....	446, Cesar Cedeno, 1974
Pitcher.....	33, Brett Myers, 2011
Most Assists, Season.....	533, Dickie Thon, 1983
Catcher.....	81, John Bateman, 1963
First Base.....	143, Jeff Bagwell, 2001
Second Base.....	504, Craig Biggio, 1997
Third Base.....	357, Doug Rader, 1970
Shortstop.....	533, Dickie Thon, 1983
Outfield.....	22, Richard Hidalgo, 2003
Pitcher.....	57, Mike Hampton, 1997
Most Errors, Season.....	37, Sonny Jackson, 1966
Catcher.....	23, John Bateman, 1963
First Base.....	17, Curt Blefary, 1969 and Cesar Cedeno, 1979
Second Base.....	27, Joe Morgan, 1965
Third Base.....	29, Enos Cabell, 1980
Shortstop.....	37, Sonny Jackson, 1966
Outfield.....	14, Jose Cruz, 1979 and Jesus Alou, 1969
Pitcher.....	10, J.R. Richard, 1976
Most Total Chances, Season.....	1552, Jeff Bagwell, 1997
Catcher.....	1221, Johnny Edwards, 1969
First Base.....	1552, Jeff Bagwell, 1997
Second Base.....	867, Joe Morgan, 1965
Third Base.....	522, Doug Rader, 1970
Shortstop.....	819, Dickie Thon, 1983
Outfield.....	460, Cesar Cedeno, 1974
Pitcher.....	76, Mike Hampton, 1997
Most Double Plays, Season.....	141, Jeff Bagwell, 1999
Catcher.....	16, Brad Ausmus, 1997
First Base.....	141, Jeff Bagwell, 1999
Second Base.....	117, Craig Biggio, 1999
Third Base.....	39, Doug Rader, 1970
Shortstop.....	114, Dickie Thon, 1983
Outfield.....	8, Jimmy Wynn, 1968
Pitcher.....	9, Shane Reynolds, 1998
Most Triple Plays, Season.....	2, Ken Caminiti, 1991; Roger Metzger, 1971 and 1978
Catcher.....	1, Joe Ferguson, 1978
First Base.....	1, by six players
Second Base.....	1, by four players
Third Base.....	2, Ken Caminiti, 1991
Shortstop.....	2, Roger Metzger, 1971 and 1978
Outfield.....	1, Mike Simms, 1991
Pitcher.....	no Astros pitcher has been involved in a triple play
Highest Fielding Percentage, Season (minimum 100 games).....	1.000, Terry Puhl, 1979 and 1989
Catcher.....	.999, Brad Ausmus, 2005
First Base.....	.996, Lance Berkman, 2008, Glenn Davis, 1998 and Lee May, 1972
Second Base.....	.992, Bill Doran, 1987
Third Base.....	.973, Bob Aspromonte, 1964
Shortstop.....	.990, Adam Everett, 2006
Outfield.....	1.000, Terry Puhl, 1979 and 1989
Pitcher.....	1.000, by several pitchers
Most Passed Balls.....	21, John Bateman, 1966

TEAM DEFENSIVE RECORDS

Highest Fielding Percentage, Season.....	.989, 2008 (4276 putouts, 1596 assists, 67 errors)
Lowest Fielding Percentage, Season.....	.972, 1966 (4331 putouts, 1664 assists, 174 errors)
Most Putouts, Season.....	4448, 1980
Fewest Putouts, Season.....	2970, 1981
Most Assists, Season.....	1880, 1975
Fewest Assists, Season.....	1206, 1981
Most Errors, Game.....	7 (2x), June 12, 1978 vs. Pittsburgh and July 30, 1979 vs. San Francisco
Most Errors, Season.....	174, 1966
Fewest Errors, Season.....	67, 2008 (NL Record)
Most Games, No Errors, Season.....	113, 2008
Most Consecutive Games, No Errors, Season.....	14, June 5-20, 2006
Most Consecutive Innings, No Errors, Season.....	135, June 5-21 (9th inn.), 2006 (over 15 games)
Most Total Chances, Season.....	6392, 1975
Fewest Total Chances, Season.....	4263, 1981
Most Double Plays, Game.....	7, May 4, 1969 vs. San Francisco (Ties MLB record)
Most Double Plays, Season.....	175, 1999

ASTROS HISTORY & RECORDS

Fewest Double Plays, Season.....	.81, 1981
Most Triple Plays, Season... 2 (3x), 1971 (July 16 vs. NY and September 17 vs. Cincinnati); 1978 (April 6 at Cincinnati and April 21 at Los Angeles)	1991 (April 16 at Atlanta and August 4 vs. Los Angeles)
Most Passed Balls, Game.....	6, May 12, 1996 at Montreal (Ties Modern MLB Record)
Most Passed Balls, Season.....	38, 1984
Fewest Passed Balls, Season.....	4 (3x), 2001, 2003, and 2004
Most Errorless Total Chances, Season.....	6255, 1975
Fewest Errorless Total Chances, Season.....	4176, 1981

ASTROS WIN-LOSS RECORDS

Highest Winning Percentage, Season.....	.630, 1998 (102-60)
Lowest Winning Percentage, Season.....	.315, 2013 (51-111)
Most Wins, Month.....	22, August 1998 and July 2005 (22-7 in both months)
Most Wins, Season.....	102, 1998 (102-60)
Most Wins, Season-Home.....	55 (2x), 1980 (55-26); 1998 (55-26)
Most Wins, Season-Road.....	49, 2001 (49-32)
Fewest Wins, Month.....	3, July 2012 (3-24)
Fewest Wins, Season.....	51, 2013 (51-111)
Fewest Wins, Season-Home.....	24, 2013 (24-57)
Fewest Wins, Season-Road.....	22, 1963 (22-59)
Most Consecutive Wins, Season.....	12, September 3-14, 1999
Most Consecutive Wins, Home.....	18, August 23-October 3, 2004
Most Consecutive Wins, Road.....	10, May 7-31, 1989
Most Consecutive Wins, Start of Season.....	6, April 6-12, 1987
Most Games without Three Consecutive Wins, Start of Season.....	99, April 4-July 24, 2000
Most Losses, Month.....	24 (twice), July 1962 (5-24), July 2012 (3-24)
Most Losses, Season.....	111, 2013 (51-111)
Most Losses, Season-Home.....	57, 2013 (24-57)
Most Losses, Season-Road.....	61, 2012 (20-61)
Fewest Losses, Month.....	5, April 1980 (13-5)
Fewest Losses, Season.....	49, 1994 (66-49)
Fewest Losses, Season-Home.....	20, 1981 (31-20)
Fewest Losses, Season-Road.....	27, 1994 (29-27)
Most Consecutive Losses, Season.....	15, Sept. 14-29, 2013
Most Consecutive Losses, Home.....	11, July 23-August 17, 1966
Most Consecutive Losses, Road.....	13 (3x), April 8-30, 1969, June 1-29, 1990 and June 15-July 15, 2012
Most Consecutive Losses, Start of Season.....	9, April 5-13, 1983
Most Ties, Season.....	2, 1962, April 25, 1962 vs. St. Louis (5-5); September 9, 1962 vs. New York (7-7)
Longest Tie Game, Innings.....	17, April 25, 1962 vs. St. Louis (5-5)
All-Time Ties.....	5, April 25, 1962 vs. STL, (5-5, 17 inn.-called due to curfew); Sept. 9, 1962 vs. NYM, (7-7, 8 inn.-called due to rain); July 16, 1966 at ATL, (1-1, 5 inn.-called due to rain); Aug. 25, 1975 at STL, (3-3, 10 inn.-called due to rain); June 30, 2005 at CIN (2-2, 7 inn.-called due to rain)
Most Games, Homestand-Start of Season.....	15, April 7-22, 1992 (9-6) (Ties MLB Record)
Most Games Won, Homestand.....	10 (3x), May 16-28, 1969 (10-1) July 24-August 5, 1979 (10-3) June 1-11, 1989 (10-1)
Most Games Lost, Homestand.....	10, July 15-25, 1962 (3-10)
Highest Winning Percentage, Homestand (Min. two teams).....	1.000 (9x), Aug. 24-31, 1977, (7-0, vs. PHI 2-0, MON 3-0, NYM 2-0); June 6-11, 1980, (6-0, vs. SF 3-0, CHC 3-0); Aug. 19-24, 1980, (6-0, vs. PIT 3-0, CHC 3-0); Aug. 28-Sept. 2, 1981, (7-0, vs. PHI 4-0, NYM 3-0); Aug. 2-5, 1985, (4-0, vs. SD 3-0, SF 1-0); April 6-12, 1987, (6-0, vs. LAD 3-0, MON 3-0); Aug. 14-20, 1987, (7-0, vs. ATL 4-0, STL 3-0); June 3-8, 2003, (6-0, vs. BAL 3-0, TB 3-0); Aug. 20-25, 2004 (6-0, 3-0 vs. PIT, 3-0 vs. CIN); Sept. 27-Oct. 3, 2004 (6-0, 3-0 vs. STL, 3-0 vs. COL)
Lowest Winning Percentage, Homestand (Min. two teams).....	.000, April 5-10, 1983 (0-6) and June 29-July 10, 2012 (0-7)
Most Games, Road Trip.....	26, July 27-August 23, 1992 (12-14)
Most Games Won, Road Trip.....	12, July 27-August 23, 1992 (12-14)
Most Games Lost, Road Trip.....	14 (3x), June 12-26, 1963 (2-14); August 29-September 11, 1966 (3-14); July 27-August 23, 1992 (12-14)
Highest Winning Percentage, Road Trip (Min. two teams).....	1.000 (6x), April 18-23, 1972 (5-0 at Cincinnati 2-0, San Francisco 3-0) September 16-19, 1985 (4-0 at Atlanta 2-0, Los Angeles 2-0) May 26-31, 1989 (6-0 at Pittsburgh 3-0, St. Louis 3-0) July 18-23, 1997 (5-0 at Montreal 3-0, St. Louis, 2-0) September 3-9, 1999 (7-0 at Montreal 3-0, Philadelphia 4-0) May 29-June 3, 2013 (6-0 at Colorado 2-0, at Los Angeles (AL) 4-0)
Lowest Winning Percentage, Road Trip.....	.000, (8x) August 4-13, 1967 (0-10 at Philadelphia 0-3, Cincinnati 0-2, Atlanta 0-5) May 11-16, 1990 (0-5 at Pittsburgh 0-3, St. Louis 0-2) June 15-20, 1990 (0-6 at Cincinnati 0-3, Los Angeles 0-3) September 13-22, 1996 (0-8 at Colorado 0-3, Atlanta 0-2, Florida 0-3) April 22-27, 2005 (0-5, 0-3 at St. Louis, 0-2 at Pittsburgh)

ASTROS HISTORY & RECORDS

May 21-27, 2007 (0-7, 0-3 at San Francisco, 0-4 at Arizona)
September 14-20, 2009 (0-6, 0-3 at Cincinnati, 0-3 at Milwaukee)
September 19-25, 2013 (0-7, 0-4 at Cleveland, 0-3 at Texas)

Most Wins over One Club, Season.....	15, 1985 vs. San Francisco (15-3)
Fewest Wins over One Club, Season (Min. two series)	0, 2012 vs. Arizona (0-6)
Most Shutout Wins over One Club, Season.....	7, 1978 vs. Atlanta
Most Consecutive Wins over One Club, Season	11, 1980 vs. Chicago (11-1)
Most Losses to One Club, Season.....	17, 2013 vs. Texas (2-17)
Fewest Losses to One Club, Season (Min. two series)	0 (3x), 2001 vs. Montreal (6-0), 2004 vs. Philadelphia (6-0); 2005 vs. Philadelphia (6-0)
Most Shutout Losses to One Club, Season . . . 5 (6x), 1962 vs. Cincinnati; 1963 vs. Cincinnati; 1984 vs. San Diego; 1990 vs. San Diego; 1992 vs. Atlanta	
Most Consecutive Losses to One Club, Season	17, 1962 vs. Philadelphia (1-17)
Most Consecutive Losses in One Stadium, One or More Seasons..	12, April 13 to May 5, 1963 (1st game) vs. Philadelphia (Connie Mack Stadium)
Most Doubleheaders, Season	21, 1962 (5-7-9)
Fewest Doubleheaders, Season	0 (9x), 1991, 1994, 1997, 2002, 2003, 2007, 2008, 2010, 2011
Most Doubleheaders Won, Season	6, 1976 (6-2-8)
Fewest Doubleheaders Won, Season	0, 1975, (0-3-4) (Out of most possible wins-7)
Most Doubleheaders Lost, Season.....	8, 1978 (2-8-3)
Fewest Doubleheaders Lost, Season.....	0, 1984, (0-0-4) (Out of most possible losses-4)
Most Doubleheaders Split, Season	9 (2x), 1962 (5-7-9) and 1965 (2-3-9)
Fewest Doubleheaders Split, Season (Out of most possible splits-2)	0 (2x), 1993 (1-1-0) and 1995 (2-0-0)
Most Day Games Won, Season	35, 2002 (35-26)
Fewest Day Games Won, Season	11, (2x) 1978 (11-33), 2013 (11-35)
Most Day Games Lost, Season.....	39, 1968 (20-39)
Fewest Day Games Lost, Season.....	13, 1985 (23-13)
Most Night Games, Season.....	134, 1984 (68-66) (Ties MLB record)
Most Night Games Won, Season.....	71 (2x), 1998 (71-40) and 1999 (71-46)
Fewest Night Games Won, Season.....	40 (4x), 1962 (40-63), 1965 (40-60), 2012 (40-75), 2013 (40-77)
Most Night Games Lost, Season.....	77, 2013 (40-77)
Fewest Night Games Lost, Season.....	31, 1994 (49-31)
Most Extra-Inning Games, Season.....	27, 1990 (14-13) (Ties NL Record)
Fewest Extra-Inning Games, Season.....	8, 1994 (4-4), 2005 (4-4) and 2008 (5-3)
Most Consecutive Extra-Inning Games, Season.....	3 (several times), last, July 31-August 2, 2001 (2-1)
Most Consecutive Extra-Inning Games vs. One Club, Season.....	4, May 2, July 31-August 2, 2001 vs. New York (3-1) (Ties MLB Record)
(Note: Houston played four consecutive extra-inning postseason games vs. Philadelphia in the 1980 NLCS, October 8-12)	
Most Extra-Inning Games Won, Season	16, 1992 (16-5)
Fewest Extra-Inning Games Won, Season	1, 2012 (1-11)
Most Extra-Inning Games Lost, Season.....	16, 1965 (6-16)
Fewest Extra-Inning Games Lost, Season	3, 2008 (5-3)
Most Shutout Games, Season	39, 1963 (16-23)
Fewest Shutout Games, Season	5, 2000 (2-3) (Ties MLB Record)
Most Shutout Games Won, Season	19 (3x), 1979 (19-15), 1981 (19-9), and 1986 (19-6)
Fewest Shutout Games Won, Season	2, 2000 (2-3)
Most Shutout Games Lost, Season.....	23, 1963 (16-23)
Fewest Shutout Games Lost, Season.....	3 (3x), 2000 (2-3), 2001 (6-3), 2004 (13-3)
Most One-Run Games, Season	75, 1971 (32-43) (MLB Record)
Fewest One-Run Games, Season	30, 1994 (13-17)
Most Consecutive One-Run Games, Season.....	7 (2x), April 23-30, 1971 (2-5) and May 12-19, 1984 (2-5)
Most One-Run Games Won, Season	39, 1979 (39-27)
Fewest One-Run Games Won, Season	13, 1994 (13-17)
Most One-Run Games Lost, Season.....	43, 1971 (32-43) (NL Record)
Fewest One-Run Games Lost, Season	17, 1974 (13-17)
Most 1-0 Games, Season.....	11, 1976 (9-2)
Fewest 1-0 Games, Season.....	0 (3x), 1970, 1999 and 2008
Most 1-0 Games Won, Season.....	9, 1976 (9-2)
Fewest 1-0 Games Won, Season.....	0 (9x), 1969 (0-6), 1970 (0-0), 1975 (0-3), 1999 (0-0), 2000 (0-1), 2003 (0-1), 2008 (0-0), 2010 (0-2), 2013 (0-1)
Most 1-0 Games Lost, Season	6 (twice), 1964 (4-6) and 1969 (0-6)
Fewest 1-0 Games Lost, Season	0 (8x), 1970 (0-0), 1997 (2-0), 1998 (2-0), 1999 (0-0), 2001 (1-0), 2002 (1-0), 2007 (1-0), 2008 (0-0), 2009 (1-0)
Longest 1-0 Game Won, Innings.....	24, April 15, 1968 vs. New York Mets, (MLB Record-Longest 1-0 night game)
Longest 1-0 Game Lost, Innings.....	16, May 31, 2003 at Chicago
Largest Margin of Victory	17, September 20, 2007 at St. Louis (W, 18-1),
Home.....	16, April 29, 1974 vs. Chicago (W, 18-2)
Road.....	17, September 20, 2007 at St. Louis (W, 18-1)
Largest Margin of Victory, Shutout Game	15, April 26, 1998 at Montreal (W, 15-0)
Largest Margin of Defeat.....	16 (5x)
Home.....	16, August 30, 1999 vs. New York (L, 1-17); Sept. 25, 2011 vs. Colorado (L, 3-19)
Road.....	16 (3x), Sept. 10, 1963 at Philadelphia (L, 0-16); June 17, 1979 at Montreal (L, 3-19); August 3, 1989 at Cincinnati (L, 2-18)
Largest Margin of Defeat, Shutout Game.....	16, September 10, 1963 at Philadelphia (L, 0-16)
Largest Comeback to Win-Home.....	11, July 18, 1994 vs. St. Louis (Trailed 11-0 after 3rd inn., W 15-12) (Ties NL Record for largest comeback)
Largest Comeback to Win, Road	7 (2x), Sept. 4, 1990 at Los Angeles (Trailed 7-0 after 2nd inn., W 10-8)
August 13, 1991 at San Diego (Trailed 9-2 after 4th inn., W 12-9)	
Largest Ninth-Inning Lead Lost to Lose	7, May 22, 2000 at Milwaukee (Led 9-2, L 9-10 in 10 inn.)

ASTROS HISTORY & RECORDS

ASTROS ALL-TIME TOP 10 BATTING CHARTS: SEASON

Single-Season Games

162	Enos Cabell	1978
162	Bill Doran	1987
162	Jeff Bagwell	1992
162	Craig Biggio	1992
162	Steve Finley	1992
162	Jeff Bagwell	1996
162	Craig Biggio	1996
162	Jeff Bagwell	1997
162	Craig Biggio	1997
162	Jeff Bagwell	1999
162	Carlos Lee	2007

Single-Season At-Bats

660	Enos Cabell	1978
646	Craig Biggio	1998
641	Roger Metzger	1972
639	Craig Biggio	1999
635	Miguel Tejada	2009
633	Craig Biggio	2004
632	Miguel Tejada	2008
630	Derek Bell	1998
628	Craig Biggio	2003
627	Derek Bell	1996
627	Carlos Lee	2007

Single-Season Runs Scored

152	Jeff Bagwell	2000
146	Craig Biggio	1997
143	Jeff Bagwell	1999
126	Jeff Bagwell	2001
124	Jeff Bagwell	1998
123	Craig Biggio	1995
123	Craig Biggio	1998
123	Craig Biggio	1999
118	Richard Hidalgo	2000
118	Craig Biggio	2001

Single-Season Hits

210	Craig Biggio	1998
199	Miguel Tejada	2009
198	Derek Bell	1998
195	Enos Cabell	1978
191	Craig Biggio	1997
191	Lance Berkman	2001
190	Carlos Lee	2007
189	Jose Cruz	1983
188	Craig Biggio	1999
187	Jose Cruz	1984

Single-Season Doubles

56	Craig Biggio	1999
55	Lance Berkman	2001
51	Craig Biggio	1998
48	Jeff Bagwell	1996
47	Craig Biggio	2004
46	Lance Berkman	2008
46	Miguel Tejada	2009
44	Rusty Staub	1967
44	Craig Biggio	1994
44	Craig Biggio	2003

Single-Season Triples

14	Roger Metzger	1973
13	Jose Cruz	1984
13	Steve Finley	1992
13	Steve Finley	1993
12	Joe Morgan	1965
12	Craig Reynolds	1981
12	Michael Bourn	2009
11	Joe Morgan	1967
11	Roger Metzger	1971
11	Joe Morgan	1971
11	Omar Moreno	1983
11	Bill Doran	1984
11	Craig Reynolds	1984

Single-Season Home Runs

47	Jeff Bagwell	2000
45	Lance Berkman	2006
44	Richard Hidalgo	2000
43	Jeff Bagwell	1997
42	Jeff Bagwell	1999
42	Lance Berkman	2002
39	Jeff Bagwell	1994
39	Jeff Bagwell	2001
39	Jeff Bagwell	2003
38	Moises Alou	1998

Single-Season Runs Batted In

136	Lance Berkman	2006
135	Jeff Bagwell	1997
132	Jeff Bagwell	2000
130	Jeff Bagwell	2001
128	Lance Berkman	2002
126	Jeff Bagwell	1999
126	Lance Berkman	2001
124	Moises Alou	1998
122	Richard Hidalgo	2000
120	Jeff Bagwell	1996

Single-Season Extra-Base Hits

94	Lance Berkman	2001
89	Richard Hidalgo	2000
86	Jeff Bagwell	2001
85	Jeff Bagwell	1997
85	Jeff Bagwell	2000
81	Jeff Bagwell	1996
79	Lance Berkman	2002
79	Lance Berkman	2008
77	Moises Alou	1998
77	Jeff Bagwell	1999

Single-Season Batting Average

.368	Jeff Bagwell	1994
.355	Moises Alou	2000
.334	Derek Bell	1995
.333	Rusty Staub	1967
.331	Moises Alou	2001
.331	Lance Berkman	2001
.325	Craig Biggio	1998
.325	Carl Everett	1999
.324	Bob Watson	1975
.320	Cesar Cedeno	1972

Single-Season Stolen Bases

65	Gerald Young	1988
64	Eric Yelding	1990
61	Cesar Cedeno	1977
61	Michael Bourn	2009
58	Cesar Cedeno	1976
57	Cesar Cedeno	1974
56	Cesar Cedeno	1973
55	Cesar Cedeno	1972
53	Billy Hatcher	1987
52	Michael Bourn	2010

Single-Season Walks

149	Jeff Bagwell	1999
148	Jimmy Wynn	1969
135	Jeff Bagwell	1996
127	Jeff Bagwell	1997
127	Lance Berkman	2004
110	Joe Morgan	1969
109	Jeff Bagwell	1998
107	Jeff Bagwell	2000
107	Lance Berkman	2002
107	Lance Berkman	2003

Single-Season Strikeouts

212	Chris Carter	2013
145	Lee May	1972
142	Jimmy Wynn	1969
140	Michael Bourn	2009
137	Jimmy Wynn	1967
135	Jeff Bagwell	2001
131	Jimmy Wynn	1968
131	Doug Rader	1974
131	Jeff Bagwell	2004
130	Jason Castro	2013

Single-Season Total Bases

363	Jeff Bagwell	2000
358	Lance Berkman	2001
355	Richard Hidalgo	2000
341	Jeff Bagwell	2001
340	Moises Alou	1998
335	Jeff Bagwell	1997
334	Lance Berkman	2002
333	Lance Berkman	2006
332	Jeff Bagwell	1999
331	Carlos Lee	2007

Single-Season Slugging

.750	Jeff Bagwell	1994
.636	Richard Hidalgo	2000
.623	Moises Alou	2000
.621	Lance Berkman	2006
.620	Lance Berkman	2001
.615	Jeff Bagwell	2000
.592	Jeff Bagwell	1997
.591	Jeff Bagwell	1999
.582	Moises Alou	1998
.578	Lance Berkman	2002

Note: Based on 3.1 plate appearances times number of games played by team.

ASTROS HISTORY & RECORDS

ASTROS ALL-TIME TOP 10 BATTING CHARTS: CAREER

Career Games

2850Craig Biggio1988-07
2150Jeff Bagwell1991-06
1870Jose Cruz1975-87
1592	..Lance Berkman1999-10
1516 Terry Puhl1977-90
1512	.. Cesar Cedeno1970-81
1426 Jimmy Wynn1963-73
1381 Bob Watson1966-79
1259	..Brad Ausmus1997-98; 01-08
1178Doug Rader1967-75

Career At-Bats

10876	..Craig Biggio1988-07
7797 Jeff Bagwell1991-06
6629 Jose Cruz1975-87
5732	.. Cesar Cedeno1970-81
5560	..Lance Berkman1999-10
5063 Jimmy Wynn1963-73
4883 Bob Watson1966-79
4837 Terry Puhl1977-90
4264 Bill Doran1982-90
4232 Doug Rader1967-75

Career Runs Scored

1844 Craig Biggio1988-07
1517 Jeff Bagwell1991-06
1008	..Lance Berkman1999-10
890 Cesar Cedeno1970-81
871 Jose Cruz1975-87
829 Jimmy Wynn1963-73
676 Terry Puhl1977-90
640 Bob Watson1966-79
611 Bill Doran1982-90
597 Joe Morgan1963-71, 80

Career Hits

3060 Craig Biggio1988-07
2314 Jeff Bagwell1991-05
1937 Jose Cruz1975-87
1659	.. Cesar Cedeno1970-81
1648	..Lance Berkman1999-10
1448 Bob Watson1966-79
1357 Terry Puhl1977-90
1291 Jimmy Wynn1963-73
1139 Bill Doran1982-90
1124 Enos Cabell1975-80, 84-85

Career Doubles

668 Craig Biggio1988-07
488 Jeff Bagwell1991-06
375	..Lance Berkman1999-10
343 Cesar Cedeno1970-81
335 Jose Cruz1975-87
241 Bob Watson1966-79
228 Jimmy Wynn1963-73
226 Terry Puhl1977-90
204 Ken Caminiti1987-94, 99-00
197 Doug Rader1967-75

Career Triples

80 Jose Cruz1975-87
63 Joe Morgan1963-71, 80
62 Roger Metzger1971-78
56 Terry Puhl1977-90
55 Cesar Cedeno1970-81
55 Craig Reynolds1979-89
55 Craig Biggio1988-07
45 Enos Cabell1975-80, 84-85
41 Steve Finley1991-94
35 Bill Doran1982-90

Career Home Runs

449 Jeff Bagwell1991-06
326	..Lance Berkman1999-10
291 Craig Biggio1988-07
223 Jimmy Wynn1963-73
166 Glenn Davis1984-90
163 Cesar Cedeno1970-81
139 Bob Watson1966-79
138 Jose Cruz1975-87
134	.. Richard Hidalgo1997-04
133 Carlos Lee2005-12
128 Doug Rader1967-75

Career Runs Batted In

1529 Jeff Bagwell1991-06
1175 Craig Biggio1988-07
1090	..Lance Berkman1999-10
942 Jose Cruz1975-87
782 Bob Watson1966-79
778 Cesar Cedeno1970-81
719 Jimmy Wynn1963-73
600 Doug Rader1967-75
546 Ken Caminiti1987-94, 99-00
518 Glenn Davis1984-90

Career Extra-Base Hits

1014 Craig Biggio1988-07
969 Jeff Bagwell1991-06
727	..Lance Berkman1999-10
561 Cesar Cedeno1970-81
553 Jose Cruz1975-87
483 Jimmy Wynn1963-73
410 Bob Watson1966-79
355 Doug Rader1967-75
344 Terry Puhl1977-90
343	.. Richard Hidalgo1997-04

Career Batting Average

.297 Jeff Bagwell1991-06
.297 Bob Watson1966-79
.296	..Lance Berkman1999-10
.292 Jose Cruz1975-87
.289	.. Cesar Cedeno1970-81
.286 Carlos Lee2007-12
.281 Craig Biggio1988-07
.281 Enos Cabell1975-80, 84-85
.281 Terry Puhl1977-90
.278	.. Richard Hidalgo1997-04
.278 Kevin Bass1982-94

Career Stolen Bases

487 Cesar Cedeno1970-81
414 Craig Biggio1988-07
288 Jose Cruz1975-87
219 Joe Morgan1963-71, 80
217 Terry Puhl1977-90
202 Jeff Bagwell1991-06
193 Michael Bourn2008-11
191 Enos Cabell1975-80, 84-85
191 Bill Doran1982-90
180 Jimmy Wynn1963-73

Career Walks

1401 Jeff Bagwell1991-06
1160 Craig Biggio1988-07
1040	..Lance Berkman1999-10
847 Jimmy Wynn1963-73
730 Jose Cruz1975-87
678 Joe Morgan1963-71, 80
585 Bill Doran1982-90
534 Cesar Cedeno1970-81
508 Bob Watson1966-79
502 Terry Puhl1977-90

Career Strikeouts

1753 Craig Biggio1988-07
1558 Jeff Bagwell1991-06
1121	..Lance Berkman1999-10
1088 Jimmy Wynn1963-73
848 Doug Rader1967-75
841 Jose Cruz1975-87
735 Cesar Cedeno1970-81
659 Ken Caminiti1987-94, 99-00
635 Bob Watson1966-79
629 Brad Ausmus1997-98; 01-08

Career Total Bases

4711 Craig Biggio1988-07
4213 Jeff Bagwell1991-06
3053	..Lance Berkman1999-10
2846 Jose Cruz1975-87
2601 Cesar Cedeno1970-81
2252 Jimmy Wynn1963-73
2166 Bob Watson1966-79
1881 Terry Puhl1977-90
1701 Doug Rader1967-75
1596 Bill Doran1982-90

Career Slugging

.549	..Lance Berkman1999-10
.540 Jeff Bagwell1991-06
.501	.. Richard Hidalgo1997-04
.486 Carlos Lee2007-12
.483 Glenn Davis1984-90
.454 Cesar Cedeno1970-81
.445 Jimmy Wynn1963-73
.444 Bob Watson1966-79
.433 Craig Biggio1988-07
.429 Jose Cruz1975-87

Note: Minimum 3,000 plate appearances.

ASTROS HISTORY & RECORDS

ASTROS ALL-TIME TOP 10 PITCHING CHARTS: SEASON

Single-Season Appearances

83.....	Octavio Dotel.....	2002
82.....	*Juan Agosto.....	1990
81.....	Joe Boever.....	1992
81.....	Chad Qualls.....	2006
80.....	Doug Jones.....	1992
80.....	Brad Lidge.....	2004
79.....	Chad Qualls.....	2007
79.....	Brandon Lyon.....	2010

Single-Season Games Started

40.....	*Jerry Reuss.....	1973
39.....	J.R. Richard.....	1976
38.....	Joe Niekro.....	1979
38.....	J.R. Richard.....	1979
38.....	Joe Niekro.....	1983
38.....	Joe Niekro.....	1984
38.....	*Bob Knepper.....	1986
37.....	Larry Dierker.....	1969
37.....	*Denny Lemaster.....	1969
37.....	*Bob Knepper.....	1985
37.....	Mike Scott.....	1986

Single-Season Complete Games

20.....	Larry Dierker.....	1969
19.....	J.R. Richard.....	1979
18.....	Don Wilson.....	1971
17.....	Larry Dierker.....	1970
16.....	*Mike Cuellar.....	1967
16.....	J.R. Richard.....	1978
16.....	Joe Niekro.....	1982
14.....	Larry Dierker.....	1975
14.....	J.R. Richard.....	1976
13.....	Don Wilson.....	1969
13.....	Don Wilson.....	1972
13.....	J.R. Richard.....	1977

Single-Season Innings Pitched

305.1.....	Larry Dierker.....	1969
292.1.....	J.R. Richard.....	1979
291.0.....	J.R. Richard.....	1976
279.1.....	*Jerry Reuss.....	1973
275.1.....	J.R. Richard.....	1978
275.1.....	Mike Scott.....	1986
270.0.....	Joe Niekro.....	1982
269.2.....	Larry Dierker.....	1970
268.0.....	Don Wilson.....	1971
267.0.....	J.R. Richard.....	1977

Single-Season Victories

22.....	*Mike Hampton.....	1999
21.....	Joe Niekro.....	1979
21.....	Jose Lima.....	1999
20.....	Larry Dierker.....	1969
20.....	J.R. Richard.....	1976
20.....	Joe Niekro.....	1980
20.....	Mike Scott.....	1989
20.....	Roy Oswalt.....	2004
20.....	Roy Oswalt.....	2005
19.....	Darryl Kile.....	1997
19.....	Shane Reynolds.....	1998
19.....	Roy Oswalt.....	2002

Single-Season Defeats

20.....	Turk Farrell.....	1962
18.....	Bob Bruce.....	1965
18.....	Doug Drabek.....	1993
17.....	Ken Johnson.....	1963
17.....	*Denny Lemaster.....	1969
17.....	*Bob Knepper.....	1987
17.....	Lucas Harrell.....	2013
16..	Accomplished 10 times	

Single-Season Walks

151.....	J.R. Richard.....	1976
141.....	J.R. Richard.....	1978
138.....	J.R. Richard.....	1975
117.....	*Jerry Reuss.....	1973
109.....	Nolan Ryan.....	1982
107.....	Joe Niekro.....	1979
104.....	J.R. Richard.....	1977
101.....	Joe Niekro.....	1983
101.....	Nolan Ryan.....	1983
101.....	Mike Hampton.....	1999

Single-Season Strikeouts

313.....	J.R. Richard.....	1979
306.....	Mike Scott.....	1986
303.....	J.R. Richard.....	1978
270.....	Nolan Ryan.....	1987
245.....	Nolan Ryan.....	1982
235.....	Don Wilson.....	1969
233.....	Mike Scott.....	1987
232.....	Larry Dierker.....	1969
228.....	Nolan Ryan.....	1988
219.....	Darryl Kile.....	1996

Single-Season Hits

271.....	*Jerry Reuss.....	1973
268.....	Joe Niekro.....	1980
264.....	*Dave A. Roberts.....	1973
263.....	Larry Dierker.....	1970
257.....	Shane Reynolds.....	1998
256.....	Jose Lima.....	1999
253.....	*Bob Knepper.....	1985
251.....	Jose Lima.....	2000
250.....	Shane Reynolds.....	1999
247.....	Chris Holt.....	2000

Single-Season Runs

152.....	Jose Lima.....	2000
131.....	Chris Holt.....	2000
124.....	Larry Dierker.....	1970
123.....	*Jerry Reuss.....	1973
119.....	Don Wilson.....	1969
119.....	Joe Niekro.....	1980
119.....	*Bob Knepper.....	1985
118.....	*Bob Knepper.....	1987
117.....	Scott Elarton.....	2000
116.....	Brett Myers.....	2011

Note: ERA based on one inning pitched times number of games played by club.

Single-Season Earned Runs

145.....	Jose Lima.....	2000
123.....	Chris Holt.....	2000
116.....	Larry Dierker.....	1970
116.....	*Jerry Reuss.....	1973
112.....	Brandon Backe.....	2008
110.....	Woody Williams.....	2007
107.....	Brett Myers.....	2011
104.....	*Bob Knepper.....	1987
103.....	Dave Giusti.....	1967
103.....	Larry Dierker.....	1975
103.....	Scott Elarton.....	2000

Single-Season Home Runs

48.....	Jose Lima.....	2000
36.....	Brandon Backe.....	2008
35.....	Woody Williams.....	2007
34.....	Jose Lima.....	1998
31.....	Larry Dierker.....	1970
31.....	Wade Miller.....	2001
31.....	Brett Myers.....	2011
30.....	Jose Lima.....	1999
29.....	Scott Elarton.....	2000
27.....	Mike Scott.....	1990
27.....	*Andy Pettitte.....	2006

Single-Season Shutouts

6.....	*Dave A. Roberts.....	1973
5.....	Larry Dierker.....	1972
5.....	Joe Niekro.....	1979
5.....	*Bob Knepper.....	1981
5.....	Joe Niekro.....	1982
5.....	Mike Scott.....	1986
5.....	*Bob Knepper.....	1986
5.....	Mike Scott.....	1988
4.....	Accomplished 11 times	

Single-Season Saves

44.....	*Billy Wagner.....	2003
44.....	Jose Valverde.....	2008
42.....	Brad Lidge.....	2005
39.....	*Billy Wagner.....	1999
39.....	*Billy Wagner.....	2001
36.....	Doug Jones.....	1992
35.....	*Billy Wagner.....	2002
33.....	Dave Smith.....	1986
32.....	Brad Lidge.....	2006
30.....	*Billy Wagner.....	1998

Single-Season Earned Run Average

1.69.....	Nolan Ryan.....	1981
1.87.....	Roger Clemens.....	2005
2.18.....	*Bob Knepper.....	1981
2.21.....	Danny Darwin.....	1990
2.22.....	*Mike Cuellar.....	1966
2.22.....	Mike Scott.....	1986
2.33.....	Larry Dierker.....	1969
2.39.....	*Andy Pettitte.....	2005
2.45.....	Don Wilson.....	1971
2.47.....	Joe Niekro.....	1982

* denotes left-hander

ASTROS HISTORY & RECORDS

ASTROS ALL-TIME TOP 10 PITCHING CHARTS: CAREER

Career Appearances

563.....	Dave Smith.....	1980-90
464.....	*Billy Wagner.....	1995-03
421.....	Ken Forsch.....	1970-80
397.....	Joe Niekro.....	1975-85
378.....	Brad Lidge.....	2002-07
353.....	*Joe Sambito.....	1976-82,84
345.....	Larry Dierker.....	1964-76
303.....	Roy Oswalt.....	2001-10
302.....	Octavio Dotel.....	2000-04
284.....	*Bob Knepper.....	1981-89

Career Games Started

320.....	Larry Dierker.....	1964-76
301.....	Joe Niekro.....	1975-85
291.....	Roy Oswalt.....	2001-10
282.....	Nolan Ryan.....	1980-88
267.....	*Bob Knepper.....	1981-89
259.....	Mike Scott.....	1983-91
248.....	Shane Reynolds.....	1992-02
245.....	Don Wilson.....	1966-74
221.....	J.R. Richard.....	1971-81
218.....	*Wandy Rodriguez.....	2005-12

Career Complete Games

106.....	Larry Dierker.....	1964-76
82.....	Joe Niekro.....	1975-85
78.....	Don Wilson.....	1966-74
76.....	J.R. Richard.....	1971-81
42.....	Mike Scott.....	1983-91
41.....	Turk Farrell.....	1962-67
41.....	*Bob Knepper.....	1981-89
38.....	*Mike Cuellar.....	1965-68
38.....	Nolan Ryan.....	1980-88
36.....	Ken Forsch.....	1970-80

Career Innings Pitched

2294.1.....	Larry Dierker.....	1964-76
2270.0.....	Joe Niekro.....	1975-85
1932.1.....	Roy Oswalt.....	2001-10
1854.2.....	Nolan Ryan.....	1980-88
1748.1.....	Don Wilson.....	1966-74
1738.0.....	*Bob Knepper.....	1981-89
1704.0.....	Mike Scott.....	1983-91
1622.1.....	Shane Reynolds.....	1992-02
1606.0.....	J.R. Richard.....	1971-81
1493.2.....	Ken Forsch.....	1970-80

Career Victories

144.....	Joe Niekro.....	1975-85
143.....	Roy Oswalt.....	2001-10
137.....	Larry Dierker.....	1964-76
110.....	Mike Scott.....	1983-91
107.....	J.R. Richard.....	1971-81
106.....	Nolan Ryan.....	1980-88
104.....	Don Wilson.....	1966-74
103.....	Shane Reynolds.....	1992-02
93.....	*Bob Knepper.....	1981-89
78.....	Ken Forsch.....	1970-80

Career Defeats

117.....	Larry Dierker.....	1964-76
116.....	Joe Niekro.....	1975-85
100.....	*Bob Knepper.....	1981-89
94.....	Nolan Ryan.....	1980-88
92.....	Don Wilson.....	1966-74
86.....	Shane Reynolds.....	1992-02
84.....	*Wandy Rodriguez.....	2005-12
82.....	Roy Oswalt.....	2001-10
81.....	Ken Forsch.....	1970-80
81.....	Mike Scott.....	1983-91

Career Walks

818.....	Joe Niekro.....	1975-85
796.....	Nolan Ryan.....	1980-88
770.....	J.R. Richard.....	1971-81
695.....	Larry Dierker.....	1964-76
640.....	Don Wilson.....	1966-74
562.....	Darryl Kile.....	1991-97
521.....	*Bob Knepper.....	1981-89
505.....	Mike Scott.....	1983-91
446.....	Roy Oswalt.....	2001-10
441.....	Tom Griffin.....	1969-76

Career Strikeouts

1866.....	Nolan Ryan.....	1980-88
1593.....	Roy Oswalt.....	2001-10
1493.....	J.R. Richard.....	1971-81
1487.....	Larry Dierker.....	1964-76
1318.....	Mike Scott.....	1983-91
1309.....	Shane Reynolds.....	1992-02
1283.....	Don Wilson.....	1966-74
1178.....	Joe Niekro.....	1975-85
1093.....	*Wandy Rodriguez.....	2005-12
973.....	Darryl Kile.....	1991-97

Career Hits

2090.....	Larry Dierker.....	1964-76
2052.....	Joe Niekro.....	1975-85
1865.....	Roy Oswalt.....	2001-10
1748.....	*Bob Knepper.....	1981-89
1738.....	Shane Reynolds.....	1992-02
1479.....	Don Wilson.....	1966-74
1444.....	Mike Scott.....	1983-91
1441.....	Nolan Ryan.....	1980-88
1439.....	Ken Forsch.....	1970-80
1227.....	J.R. Richard.....	1971-81

Career Runs

934.....	Joe Niekro.....	1975-85
927.....	Larry Dierker.....	1964-76
812.....	*Bob Knepper.....	1981-89
785.....	Shane Reynolds.....	1992-02
747.....	Roy Oswalt.....	2001-10
739.....	Nolan Ryan.....	1980-88
698.....	Don Wilson.....	1966-74
694.....	Mike Scott.....	1983-91
664.....	*Wandy Rodriguez.....	2005-12
625.....	J.R. Richard.....	1971-81

Career Earned Runs

837.....	Larry Dierker.....	1964-76
811.....	Joe Niekro.....	1975-85
712.....	Shane Reynolds.....	1992-02
706.....	*Bob Knepper.....	1981-89
696.....	Roy Oswalt.....	2001-10
645.....	Nolan Ryan.....	1980-88
625.....	Mike Scott.....	1983-91
611.....	Don Wilson.....	1966-74
587.....	*Wandy Rodriguez.....	2005-12
562.....	J.R. Richard.....	1971-81

Career Home Runs

177.....	Larry Dierker.....	1964-76
171.....	Shane Reynolds.....	1992-02
167.....	Roy Oswalt.....	2001-10
148.....	*Bob Knepper.....	1981-89
147.....	*Wandy Rodriguez.....	2005-12
144.....	Mike Scott.....	1983-91
139.....	Joe Niekro.....	1975-85
133.....	Jose Lima.....	1997-00
119.....	Don Wilson.....	1966-74
113.....	*Jim Deshaies.....	1985-91

Career Shutouts

25.....	Larry Dierker.....	1964-76
21.....	Joe Niekro.....	1975-85
21.....	Mike Scott.....	1983-91
20.....	Don Wilson.....	1966-74
19.....	J.R. Richard.....	1971-81
18.....	*Bob Knepper.....	1981-89
13.....	Nolan Ryan.....	1980-88
11.....	*Dave A. Roberts.....	1972-75
9.....	Tom Griffin.....	1969-76
9.....	Ken Forsch.....	1970-80

Career Saves

225.....	*Billy Wagner.....	1995-03
199.....	Dave Smith.....	1980-90
123.....	Brad Lidge.....	2002-07
76.....	Fred Gladding.....	1968-73
72.....	*Joe Sambito.....	1976-82,84
69.....	Jose Valverde.....	2008-09
62.....	Doug Jones.....	1992-93
50.....	Ken Forsch.....	1970-80
43.....	*Frank DiPino.....	1980-86
42.....	Octavio Dotel.....	2000-04

Career Earned Run Average

2.40.....	Roger Clemens.....	2004-06
2.42.....	*Joe Sambito.....	1976-82,84
2.53.....	*Billy Wagner.....	1995-03
2.53.....	Dave Smith.....	1980-90
2.57.....	Larry Anderson.....	1986-90
2.74.....	*Mike Cuellar.....	1965-68
3.13.....	Nolan Ryan.....	1980-88
3.15.....	Don Wilson.....	1966-74
3.15.....	J.R. Richard.....	1971-81
3.18.....	Ken Forsch.....	1970-80

Career ERA based on minimum 400 innings pitched.
* denotes left-hander

ASTROS HISTORY & RECORDS

BATTING LEADERS YEAR-BY-YEAR

YEAR		AVG. [^]		HITS		HR		RBI
1962	Mejias	.286	Mejias	162	Mejias	24	Mejias	76
1963	Spangler	.281	Warwick	134	Bateman	10	Bateman	59
1964	Aspromonte	.280	Aspromonte	155	Bond	20	Bond	85
1965	Wynn	.275	Morgan	163	Wynn	22	Wynn	73
1966	Jackson	.292	Jackson	174	Wynn	18	Bateman	70
1967	Staub	.333	Staub	182	Wynn	37	Wynn	107
1968	Staub	.291	Staub	172	Wynn	26	Staub	72
1969	Menke	.269	Menke	149	Wynn	33	Menke	90
1970	Menke	.304	Menke	171	Wynn	27	Menke	92
1971	Cedeno	.264	Cedeno	161	Morgan	13	Cedeno	81
1972	Cedeno	.320	Cedeno	179	May	29	May	98
1973	Cedeno	.320	Watson	179	May	28	May	105
1974	Gross	.314	Gross	185	Cedeno	26	Cedeno	102
1975	Watson	.324	Watson	157	Johnson	20	Watson	85
1976	Watson	.313	Watson	183	Cedeno	18	Watson	102
1977	Cruz	.299	Cabell	176	Watson	22	Watson	110
1978	Cruz	.315	Cabell	195	Watson	14	Cruz	83
1979	Cruz	.289	Puhl	172	Cruz	9	Cruz	72
1980	Cedeno	.309	Cruz	185	Puhl	13	Cruz	91
1981	Howe	.296	Cruz	109	Cruz	13	Cruz	55
1982	Knight	.294	Knight	179	Garner	13	Garner	83
1983	Cruz	.318	Cruz	189	Thon	20	Cruz	92
1984	Cruz	.312	Cruz	187	Cruz	12	Cruz	95
1985	Cruz	.300	Doran	166	Davis	20	Cruz	79
1986	Bass	.311	Bass	184	Davis	31	Davis	101
1987	Hatcher	.296	Doran	177	Davis	27	Davis	93
1988	Ramirez	.276	Ramirez	156	Davis	30	Davis	99
1989	Davis	.269	Davis	156	Davis	34	Davis	89
1990	Biggio	.276	Biggio	153	Stubbs	23	Stubbs	71
1991	Biggio	.295	Finley	170	Bagwell	15	Bagwell	82
1992	Caminiti	.294	Finley	177	Anthony	19	Bagwell	96
1993	Bagwell	.320	Biggio	175	Biggio	21	Bagwell	88
1994	Bagwell	.368*	Bagwell	147	Bagwell	39	Bagwell	116
1995	Bell	.334	Biggio	167	Biggio	22	Bagwell	87
1996	Bagwell	.315	Bagwell	179	Bagwell	31	Bagwell	120
1997	Biggio	.309	Biggio	191	Bagwell	43	Bagwell	135
1998	Biggio	.325	Biggio	210*	Alou	38	Alou	124
1999	Everett	.325	Biggio	188	Bagwell	42	Bagwell	126
2000	Alou	.355	Bagwell	183	Bagwell	47*	Bagwell	132
2001	Alou	.331	Berkman	191	Bagwell	39	Bagwell	130
	Berkman	.331						
2002	Berkman	.292	Berkman	169	Berkman	42	Berkman	128
2003	Hidalgo	.309	Bagwell	168	Bagwell	39	Bagwell	100
2004	Berkman	.316	Biggio	178	Berkman	30	Kent	107
2005	Berkman	.293	Taveras	172	Ensberg	36	Ensberg	101
2006	Berkman	.315	Berkman	169	Berkman	45	Berkman	136*
2007	Lee	.303	Lee	190	Berkman	34	Lee	119
2008	Berkman	.312	Tejada	179	Berkman	29	Berkman	106
2009	Tejada	.313	Tejada	199	Lee	26	Lee	102
2010	Keppinger	.288	Pence	173	Pence	25	Pence	91
2011	Lee	.313	Lee	161	Lee	18	Lee	94
2012	Altuve	.290	Altuve	167	Maxwell	18	Martinez	55
2013	Altuve	.283	Altuve	177	Carter	29	Carter	82

*denotes club record, ^-qualifying players only

ASTROS HISTORY & RECORDS

PITCHING LEADERS YEAR-BY-YEAR

YEAR	WINS		LOSSES		IP		ERA [^]
1962	Bruce/Farrell	10	Farrell	20*	Farrell	241.2	Farrell 3.01
1963	Farrell	14	Johnson	17	Johnson	223.2	Johnson 2.65
1964	Bruce	15	Johnson	16	Johnson	218.0	Bruce 2.76
1965	Farrell	11	Bruce	18	Bruce	229.2	Farrell 3.50
1966	Giusti	15	Giusti	14	Cuellar	227.1	Cuellar 2.22
1967	Cuellar	16	Giusti	15	Cuellar	246.1	Wilson 2.79
1968	Wilson	13	Wilson	16	Giusti	251.0	Cuellar 2.74
1969	Dierker	20	Lemaster	17	Dierker	305.1*	Dierker 2.33
1970	Dierker	16	Griffin	13	Dierker	269.2	Dierker 3.87
1971	Wilson	16	Billingham	16	Wilson	268.0	Wilson 2.45
1972	Dierker/Wilson	15	Reuss	13	Wilson	228.1	Wilson 2.68
1973	Roberts	17	Wilson	16	Reuss	279.1	Roberts 2.85
1974	Griffin	14	Wilson	13	Dierker	223.2	Dierker 2.90
1975	Dierker	14	Dierker	16	Dierker	232.0	Dierker 4.00
1976	Richard	20	Richard	15	Richard	291.0	Richard 2.75
1977	Richard	18	Lemongello	14	Richard	276.0	Richard 2.97
1978	Richard	18	Lemongello/Niekro	14	Richard	275.1	Richard 3.11
1979	Niekro	21	Richard	13	Richard	292.1	Richard 2.71
1980	Niekro	20	Forsch	13	Niekro	256.0	Forsch 3.20
1981	Ryan/Sutton	11	Niekro/Sutton	9	Niekro	166.0	Ryan 1.69*
1982	Niekro	17	Knepper	15	Niekro	270.0	Niekro 2.47
1983	Niekro	15	Niekro	14	Niekro	263.2	Ryan 2.98
1984	Niekro	16	Niekro	12	Niekro	248.1	Niekro/Ryan 3.04
1985	Scott	18	Knepper	13	Knepper	241.0	Scott 3.29
1986	Scott	18	Knepper	12	Scott	275.1	Scott 2.22
1987	Scott	16	Knepper	17	Scott	247.2	Ryan 2.76
1988	Knepper/Scott	14	Deshaies	14	Ryan	220.0	Scott 2.92
1989	Scott	20	Clancy	14	Scott	229.0	Deshaies 2.91
1990	Darwin/Portugal	11	Gullickson	14	Deshaies	209.1	Darwin 2.21
1991	Harnisch	12	Deshaies, Portugal	12	Harnisch	216.2	Harnisch 2.70
1992	D. Jones	11	Harnisch/Kile	10	Harnisch	206.2	Harnisch 3.70
1993	Portugal	18	Drabek	18	Drabek	237.2	Portugal 2.77
1994	Drabek	12	Swindell	9	Drabek	164.2	Drabek 2.84
1995	Drabek	10	Kile	12	Reynolds	189.1	Hampton 3.35
	Reynolds	10					
	Swindell	10					
1996	Reynolds	16	Kile	11	Reynolds	239.0	Reynolds 3.65
1997	Kile	19	Holt	12	Kile	255.2	Kile 2.57
1998	Reynolds	19	Bergman	9	Lima/Reynolds	233.1	Hampton 3.36
1999	Hampton	22*	Reynolds	14	Lima	246.1	Hampton 2.90
2000	Elarton	17	Holt/Lima	16	Holt	207.0	Elarton 4.81
2001	Miller	16	Reynolds	11	Miller	212.0	Miller 3.40
2002	Oswalt	19	Mlicki	10	Oswalt	233.0	Oswalt 3.01
2003	Robertson	15	Redding	14	Miller	187.0	Redding 3.68
2004	Oswalt	20	Oswalt	10	Oswalt	234.0	Clemens 2.98
2005	Oswalt	20	Oswalt	12	Oswalt	241.2	Clemens 1.87
2006	Oswalt	15	Pettitte	13	Oswalt	220.2	Oswalt 2.98
2007	Oswalt	14	Williams	15	Oswalt	212.0	Oswalt 3.18
2008	Oswalt	17	Backe	14	Oswalt	208.2	Oswalt 3.54
2009	Rodriguez	14	Moehler/Rodriguez	12	Rodriguez	205.2	Rodriguez 3.02
2010	Myers	14	Oswalt/Rodriguez	12	Myers	223.2	Myers 3.14
2011	Rodriguez	11	Happ	15	Myers	216.0	Rodriguez 3.49
2012	Harrell	11	Norris	13	Harrell	193.2	Harrell 3.76
2013	Lyles	7	Harrell	17	Harrell/Keuchel	153.2	Bedard 4.59

*denotes club record, ^-qualifying players only

ASTROS HISTORY & RECORDS

TEAM BATTING YEAR-BY-YEAR

Year	AVG.	AB	R	H	2B	3B	HR	RBI	S-SF	BB-I	SO	SB-CS	E
1962	.248	5558	592	1370	170	47	105	549	75-34	493-37	805	42-30	173
1963	.220	5384	464	1184	170	39	62	420	86-27	456-39	938	39-30	162
1964	.229	5303	495	1214	162	41	70	452	87-39	381-44	872	40-48	149
1965	.237	5483	569	1299	188	42	97	523	57-34	502-46	877	90-37	166
1966	.255	5511	612	1405	203	35	112	570	97-37	491-61	885	90-47	174
1967	.249	5506	626	1372	259	46	93	581	65-43	537-88	934	88-38	159
1968	.231	5336	510	1233	205	28	66	473	97-34	479-81	988	44-51	156
1969	.240	5348	676	1284	208	40	104	618	68-40	699-70	972	101-58	153
1970	.259	5574	744	1446	250	47	129	694	63-43	598-81	911	114-41	140
1971	.240	5492	585	1319	230	52	71	547	65-41	481-40	888	101-51	106
1972	.258	5268	708	1360	233	38	134	661	62-51	525-67	915	109-47	117
1973	.251	5532	681	1391	216	35	134	634	83-36	469-72	662	92-47	116
1974	.263	5489	653	1441	222	41	110	603	83-48	471-49	864	108-65	113
1975	.254	5515	664	1401	218	54	84	606	97-44	523-71	762	133-62	137
1976	.256	5464	625	1401	195	50	66	571	57-39	530-54	719	150-57	140
1977	.254	5530	680	1405	263	60	114	638	76-39	515-60	839	187-72	142
1978	.256	5458	603	1408	231	45	70	557	76-44	434-67	734	178-59	133
1979	.256	5394	583	1382	224	52	49	542	109-43	461-75	745	190-95	138
1980	.261	5566	637	1455	231	67	75	599	89-45	540-73	755	194-74	140
1981	.257	3693	394	984	160	35	45	369	79-35	340-49	488	81-43	87
1982	.247	5440	569	1342	236	48	74	533	68-46	435-67	830	140-61	136
1983	.257	5502	643	1412	239	60	97	615	81-54	517-71	869	164-95	147
1984	.264	5548	693	1465	222	67	79	640	87-55	494-57	837	105-61	133
1985	.261	5582	706	1457	261	42	121	666	66-44	477-63	873	96-56	159
1986	.255	5441	654	1388	244	32	125	613	53-41	536-78	916	163-75	130
1987	.253	5485	648	1386	238	28	122	603	58-50	526-52	936	162-46	116
1988	.244	5494	617	1338	239	31	96	575	77-44	474-67	840	198-71	138
1989	.239	5516	647	1316	239	28	97	598	83-44	530-62	860	144-62	142
1990	.242	5379	573	1301	209	32	94	536	79-41	548-64	997	179-83	131
1991	.244	5504	605	1345	240	43	79	570	63-43	502-45	1027	125-68	161
1992	.246	5480	608	1350	255	38	96	582	88-40	506-65	1025	139-54	114
1993	.267	5464	716	1459	288	37	138	656	82-47	497-58	911	103-60	126
1994	.278	3955	602	1099	252	25	120	573	73-35	394-58	718	124-44	76
1995	.275	5097	747	1403	260	22	109	694	78-47	556-58	992	176-60	121
1996	.262	5508	753	1445	297	29	129	703	68-55	554-64	1057	180-63	138
1997	.259	5502	777	1427	314	40	133	720	74-53	633-63	1085	171-74	131
1998	.280	5641	874	1578	326	28	166	818	58-49	621-52	1122	155-51	108
1999	.267	5485	823	1463	293	23	168	784	79-58	728-57	1138	166-75	106
2000	.278	5570	938	1547	289	36	249	900	57-61	673-57	1129	114-52	133
2001	.271	5528	847	1500	313	29	208	805	71-56	581-52	1119	64-49	110
2002	.262	5503	749	1441	291	32	167	719	64-37	589-57	1120	71-27	83
2003	.263	5583	805	1466	308	30	191	763	61-38	557-44	1021	66-30	95
2004	.267	5468	803	1458	294	36	187	756	98-52	590-54	999	89-30	128
2005	.256	5462	693	1400	281	32	161	654	82-42	481-43	1037	115-44	89
2006	.255	5521	735	1407	275	27	174	708	100-46	585-54	1076	79-36	80
2007	.260	5605	723	1457	293	30	167	700	77-40	547-40	1043	65-33	103
2008	.263	5451	712	1432	284	22	167	684	57-41	449-42	1051	114-52	67
2009	.260	5436	643	1415	270	32	142	616	66-45	448-37	990	113-44	78
2010	.247	5452	611	1348	252	25	108	577	75-29	415-27	1025	100-36	103
2011	.258	5598	615	1442	309	28	95	579	66-37	401-34	1164	118-33	116
2012	.236	5407	583	1276	238	28	146	545	54-30	463-19	1365	105-46	118
2013	.240	5457	610	1307	266	16	148	566	46-38	426-17	1535	110-61	125

ONE MILLION RUNS

Former Astros player and general manager Bob Watson scored the millionth run in Major League Baseball history in 1975. Watson was on base for Houston when Milt May slugged a home run against the Giants at Candlestick Park on May 4.

ASTROS HISTORY & RECORDS

TEAM PITCHING YEAR-BY-YEAR

Year	W-L	ERA	G	GS	CG	SHO	SV	IP	H	R	ER	HR	HB	BB-I	SO
1962	64-96	3.83	160	160	34	9	NA	1453.2	1446	717	618	113	37	471-19	1047
1963	66-96	3.44	162	162	36	16	NA	1450.1	1341	640	554	95	35	378-23	937
1964	66-96	3.41	162	162	30	9	29	1428.0	1421	628	541	105	28	353-53	852
1965	65-97	3.84	162	162	29	7	20	1461.1	1459	711	624	123	40	388-68	931
1966	72-90	3.76	162	162	34	13	21	1443.2	1468	695	603	130	34	391-44	929
1967	69-93	4.03	162	162	35	8	17	1445.2	1444	742	647	120	43	485-47	1060
1968	72-90	3.26	162	162	50	12	17	1447.0	1362	588	524	68	36	479-85	1021
1969	81-81	3.60	162	162	52	11	34	1436.0	1347	668	574	111	35	547-65	1221
1970	79-83	4.23	162	162	36	6	35	1456.0	1491	763	685	131	41	577-45	942
1971	79-83	3.13	162	162	43	10	25	1471.1	1318	567	512	75	60	476-51	914
1972	84-69	3.78	153	153	38	14	31	1358.0	1339	639	581	114	38	498-31	972
1973	82-80	3.78	162	162	45	14	25	1460.2	1389	672	662	111	29	575-64	907
1974	81-81	3.46	162	162	36	18	18	1450.2	1396	632	558	84	37	601-56	738
1975	64-97	4.03	161	161	39	6	25	1458.0	1436	711	653	106	38	679-43	839
1976	80-82	3.56	162	162	42	17	29	1444.1	1349	657	571	82	25	662-43	780
1977	81-81	3.54	162	162	37	11	28	1465.2	1384	650	576	110	25	545-33	871
1978	74-88	3.63	162	162	48	17	23	1440.1	1328	634	581	86	31	578-54	930
1979	89-73	3.19	162	162	55	19	31	1447.2	1278	582	514	90	24	504-24	854
1980	93-70	3.10	163	163	31	18	41	1482.2	1367	589	511	69	25	466-26	929
1981	61-49	2.66	110	110	25	19	25	990.0	842	331	293	40	11	300-24	610
1982	77-85	3.42	162	162	37	16	31	1446.2	1338	620	549	87	33	479-40	899
1983	85-77	3.45	162	162	22	14	48	1466.1	1276	646	562	94	27	570-49	904
1984	80-82	3.32	162	162	24	13	29	1449.1	1350	630	534	91	17	502-58	950
1985	83-79	3.66	162	162	17	9	42	1458.0	1393	691	593	119	25	543-50	909
1986	96-66	3.15	162	162	18	19	51	1456.1	1203	569	509	116	23	523-60	1160
1987	76-86	3.84	162	162	13	13	33	1441.1	1363	678	615	141	26	525-61	1137
1988	82-80	3.41	162	162	21	15	40	1474.2	1339	631	558	123	37	478-73	1049
1989	86-76	3.64	162	162	19	12	38	1479.1	1379	669	599	105	25	551-94	965
1990	75-87	3.61	162	162	12	6	37	1450.0	1396	656	581	130	38	496-74	854
1991	65-97	4.00	162	162	7	13	36	1453.0	1347	717	646	129	29	651-62	1033
1992	81-81	3.72	162	162	5	12	45	1459.1	1386	668	603	114	38	539-60	978
1993	85-77	3.49	162	162	18	14	43	1441.1	1363	630	559	117	41	476-52	1056
1994	66-49	3.97	115	115	9	6	29	1029.2	1043	503	454	102	34	367-34	739
1995	76-68	4.06	144	144	6	8	32	1320.1	1357	674	596	118	50	460-52	1056
1996	82-80	4.37	162	162	13	4	35	1447.0	1541	792	702	154	70	539-60	1163
1997	84-78	3.66	162	162	16	12	37	1459.0	1379	660	594	134	52	511-25	1138
1998	102-60	3.50	162	162	12	11	44	1471.1	1435	620	572	147	42	465-25	1187
1999	97-65	3.83	162	162	12	8	48	1458.2	1485	675	620	128	40	478-17	1204
2000	72-90	5.42	162	162	8	2	30	1437.2	1596	944	865	234	60	598-25	1064
2001	93-69	4.37	162	162	7	6	48	1454.2	1453	769	707	221	70	486-22	1228
2002	84-78	4.00	162	162	2	11	43	1445.0	1423	695	643	151	55	546-78	1219
2003	87-75	3.86	162	162	1	5	50	1450.0	1350	677	622	161	74	565-53	1139
2004	92-70	4.05	162	162	2	13	47	1443.0	1416	698	650	174	68	525-61	1282
2005	89-73	3.51	163	163	6	11	45	1443.0	1336	609	563	155	59	440-29	1164
2006	82-80	4.08	162	162	5	12	42	1468.2	1425	719	666	182	54	480-65	1160
2007	73-89	4.68	162	162	2	6	38	1464.2	1566	813	761	206	63	510-62	1109
2008	86-75	4.36	161	161	4	13	48	1425.1	1453	743	691	197	50	492-53	1095
2009	74-88	4.54	162	162	5	10	39	1430.0	1521	770	722	176	50	546-56	1144
2010	76-86	4.09	162	162	4	11	45	1439.1	1446	729	654	140	40	548-39	1210
2011	56-106	4.51	162	162	2	6	25	1435.0	1477	796	719	188	53	560-59	1191
2012	55-107	4.56	162	162	3	2	31	1423.1	1493	794	721	173	48	540-40	1170
2013	51-111	4.79	162	162	2	1	32	1440.0	1530	848	766	191	56	616-32	1084

ASTROS HISTORY & RECORDS

HITTING STREAKS YEAR-BY-YEAR

1962	Roman Mejias 16; Joey Amalfitano, Norm Larker and Carl Warwick 12; Bob Lillis 11; Bob Aspromonte 10.
1963	Al Spangler 14.
1964	Walt Bond, Jerry Grote and Bob Aspromonte 11.
1965	Bob Aspromonte, Rusty Staub (twice) and Jimmy Wynn 12; Bob Aspromonte 11; Bob Aspromonte 10.
1966	Rusty Staub 17; Sonny Jackson 15; Bob Aspromonte 12; Sonny Jackson 11.
1967	Rusty Staub 20; Rusty Staub 14; Bob Aspromonte 12; Joe Morgan 11.
1968	Jim Wynn 16; Jose Herrera and Jim Wynn 11; Rusty Staub and Jim Wynn 10.
1969	Denis Menke 14; Jesus Alou 12; Joe Morgan and Denis Menke 11; Curt Blefary 10.
1970	Doug Rader 17; Cesar Cedeno 14; Denis Menke 11; Bob Watson and Jesus Alou 10.
1971	Joe Morgan 16; Jesus Alou (twice), Cesar Cedeno, Jimmy Wynn and Doug Rader 10.
1972	Cesar Cedeno 14; Tommy Helms 13; Lee May 12; John Edwards 10.
1973	Lee May 21; Bob Watson 19; Bob Gallagher 12; Cesar Cedeno (twice) and Roger Metzger 11; Tommy Helms and Bob Watson (twice) 10.
1974	Cesar Cedeno 13; Tommy Helms, Cesar Cedeno and Greg Gross 11.
1975	Bob Watson 13; Bob Watson and Wilbur Howard 12; Greg Gross 11; Cesar Cedeno, Jose Cruz and Greg Gross 10.
1976	Cesar Cedeno 19; Rob Andrews 13; Jose Cruz and Cesar Cedeno 11; Enos Cabell 10.
1977	Cesar Cedeno 22; Terry Puhl 17; Jose Cruz 13; Art Howe and Jose Cruz 11; Enos Cabell 10.
1978	Terry Puhl 18; Bob Watson 17; Enos Cabell 14; Jose Cruz, Art Howe and Terry Puhl 11; Bob Watson 10.
1979	Enos Cabell, Jose Cruz and Craig Reynolds 15; Rafael Landestoy, Terry Puhl (twice) and Bob Watson 12; Art Howe and Jeff Leonard 10.
1980	Cesar Cedeno, Enos Cabell and Joe Morgan 11; Denny Walling and Enos Cabell 10.
1981	Art Howe 23; Tony Scott 12; Kiko Garcia, Phil Garner and Terry Puhl 10.
1982	Dickie Thon 21; Ray Knight 16; Jose Cruz 14; Ray Knight 12 (twice); Ray Knight 11; Bill Doran 10.
1983	Jose Cruz 19; Jose Cruz, Ray Knight and Dickie Thon 12; Jose Cruz 10.
1984	Bill Doran 15; Craig Reynolds 14; Kevin Bass and Jose Cruz 12; Jose Cruz and Jerry Mumphrey 11; Alan Ashby, Jose Cruz and Bill Doran 10.
1985	Jose Cruz, Jerry Mumphrey and Denny Walling 12; Bill Doran 11; Bill Doran 10.
1986	Kevin Bass 20; Billy Hatcher 15; Kevin Bass 13; Denny Walling 12; Bill Doran and Kevin Bass 11.
1987	Billy Hatcher 16; Bill Doran 14; Gerald Young 11; Glenn Davis (twice) and Gerald Young 10.
1988	Rafael Ramirez and Gerald Young 12; Glenn Davis 11; Bill Doran and Billy Hatcher 10.
1989	Craig Biggio 12; Ken Caminiti, Rafael Ramirez and Gerald Young 10.
1990	Craig Biggio 10.
1991	Jeff Bagwell 13; Jeff Bagwell 12; Jeff Bagwell, Craig Biggio and Steve Finley 10.
1992	Ken Caminiti 12; Jeff Bagwell and Steve Finley 11 (twice).
1993	Jeff Bagwell and Luis Gonzalez 14; Jeff Bagwell 11 (twice); Jeff Bagwell and Ken Caminiti 10 (twice).
1994	Jeff Bagwell 18; Ken Caminiti 14; Jeff Bagwell 11; Craig Biggio and James Mouton 10.
1995	Jeff Bagwell, Brian Hunter and Tony Eusebio 12; Brian Hunter 11; Craig Shipley, Tony Eusebio, Orlando Miller and Mike Simms 10.
1996	Jeff Bagwell 14; Derek Bell 11.
1997	Luis Gonzalez 23; Craig Biggio 14; Jeff Bagwell and Bill Spiers 12; Chuck Carr 11; Brad Ausmus 10.
1998	Derek Bell 14; Jeff Bagwell 13; Jeff Bagwell and Derek Bell 11; Craig Biggio and Derek Bell 10.
1999	Jeff Bagwell and Ken Caminiti 14; Craig Biggio 13; Craig Biggio and Carl Everett 12; Carl Everett 11; Jeff Bagwell (twice) and Tim Bogar 10.
2000	Tony Eusebio 24; Jeff Bagwell 18; Craig Biggio 16; Richard Hidalgo 15; Richard Hidalgo and Julio Lugo 14; Moises Alou and Jeff Bagwell 12; Jeff Bagwell (twice) and Bill Spiers 10.
2001	Moises Alou 23, Lance Berkman 21, Craig Biggio 18; Jeff Bagwell, Richard Hidalgo and Craig Biggio 12; Craig Biggio 11.
2002	Jeff Bagwell 15, Daryle Ward 15, Craig Biggio 10, Jose Vizcaino 10, Brad Ausmus 10, Jeff Bagwell 10.
2003	Lance Berkman 18, Geoff Blum 16, Jeff Kent (twice) 13; Lance Berkman and Craig Biggio 10.
2004	Jeff Kent 25; Craig Biggio 14; Jeff Bagwell, Craig Biggio and Adam Everett 11; Adam Everett 10.
2005	Lance Berkman, Chris Burke, and Morgan Ensberg 11; Willy Taveras 10.
2006	*Willy Taveras 30; Lance Berkman and Willy Taveras 11; Morgan Ensberg (twice) and Luke Scott 10.
2007	Mark Loretta 15; Lance Berkman 11; Lance Berkman, Carlos Lee, Mike Lamb, Morgan Ensberg and Luke Scott 10.
2008	Lance Berkman 17; Hunter Pence 16; Ty Wigginton 15; Hunter Pence and Miguel Tejada 13; Miguel Tejada 12; Carlos Lee (twice) and Hunter Pence 11; Lance Berkman, Kazuo Matsui and Miguel Tejada 10.
2009	Miguel Tejada 21; Miguel Tejada 17; Carlos Lee 12; Lance Berkman 11; Michael Bourn 11; Miguel Tejada 11; Carlos Lee 10
2010	Chris Johnson 14; Hunter Pence 14; Michael Bourn 12; Jeff Keppinger 10; Carlos Lee 10; Hunter Pence 10; Angel Sanchez 10
2011	Hunter Pence 23; Hunter Pence 15; Carlos Lee 14; Michael Bourn 13; Michael Bourn 11; Hunter Pence 11; Humberto Quintero 11; Brett Wallace 11; Jeff Keppinger 10; Carlos Lee 10
2012	Justin Maxwell 10
2013	Robbie Grossman 14; Jason Castro 12; Jose Altuve 11; Robbie Grossman 10

**10 or more games

*Franchise Record

TOP ALL-TIME HITTING STREAKS

Willy Taveras30-2006
Jeff Kent25-2004
Tony Eusebio24-2000
Hunter Pence23-2011
Moises Alou23-2001
Luis Gonzalez23-1997
Art Howe23-1981
Cesar Cedeno22-1977
Miguel Tejada21-2009
Lance Berkman21-2001
Dickie Thon21-1982
Lee May21-1973
Kevin Bass20-1986
Rusty Staub20-1967

DOUBLE-DIGIT ROOKIE HOMERS

1.	Lance Berkman21....2000
2.	Glenn Davis20....1985
3.	Hunter Pence17....2007
4.	Jeff Bagwell15....1991
5.	Joe Morgan14....1965
	Mitch Meluskey14....2000
7.	Luis Gonzalez13....1991
8.	Bob Aspromonte12....1962
9.	Chris Truby11....2000
	Chris Johnson11....2010
11.	John Bateman10....1963
	Cliff Johnson10....1974
	Julio Lugo10....2000
	Luke Scott10....2006

ASTROS HISTORY & RECORDS

30 HOME RUNS • 100 RBI • 100 RUNS SCORED • .300 HITTERS

30 HOME RUN SEASONS

1.	Jimmy Wynn	37	1967
2.	Jimmy Wynn	33	1969
3.	Glenn Davis	31	1986
4.	Glenn Davis	30	1988
5.	Glenn Davis	34	1989
6.	Jeff Bagwell	39	1994
7.	Jeff Bagwell	31	1996
8.	Jeff Bagwell	43	1997
9.	Moises Alou	38	1998
10.	Jeff Bagwell	34	1998
11.	Jeff Bagwell	42	1999
12.	Jeff Bagwell	47	2000
13.	Richard Hidalgo	44	2000
14.	Jeff Bagwell	39	2001
15.	Lance Berkman	34	2001
16.	Lance Berkman	42	2002
17.	Jeff Bagwell	31	2002
18.	Jeff Bagwell	39	2003
19.	Moises Alou	30	2001
20.	Lance Berkman	30	2004
21.	Morgan Ensberg	36	2005
22.	Lance Berkman	45	2006
23.	Lance Berkman	34	2007
24.	Carlos Lee	32	2007

100 RBI SEASONS

1.	Jimmy Wynn	107	1967
2.	Lee May	105	1973
3.	Cesar Cedeno	102	1974
4.	Bob Watson	102	1976
5.	Bob Watson	110	1977
6.	Glenn Davis	101	1986
7.	Jeff Bagwell	116	1994
8.	Jeff Bagwell	120	1996
9.	Derek Bell	113	1996
10.	Jeff Bagwell	135	1997
11.	Moises Alou	124	1998
12.	Jeff Bagwell	111	1998
13.	Derek Bell	108	1998
14.	Jeff Bagwell	126	1999
15.	Carl Everett	108	1999
16.	Jeff Bagwell	132	2000
17.	Richard Hidalgo	122	2000
18.	Moises Alou	114	2000
19.	Jeff Bagwell	130	2001
20.	Lance Berkman	126	2001
21.	Moises Alou	108	2001
22.	Lance Berkman	128	2002
23.	Jeff Bagwell	100	2003
24.	Jeff Kent	107	2004
25.	Lance Berkman	106	2004
26.	Morgan Ensberg	101	2005
27.	Lance Berkman	136	2006
28.	Carlos Lee	119	2007
29.	Lance Berkman	102	2007
30.	Lance Berkman	106	2008
31.	Carlos Lee	100	2008
32.	Carlos Lee	102	2009

The lists below include all instances in Houston franchise history in which a player has recorded 30 home runs, 100 RBI, 100 runs scored, or a .300 average (qualifiers only) in one season.

.300 AVERAGE SEASONS

1.	Rusty Staub	333	1967
2.	Denis Menke	304	1970
3.	Cesar Cedeno	320	1972
4.	Bob Watson	312	1972
5.	Cesar Cedeno	320	1973
6.	Bob Watson	312	1973
7.	Greg Gross	314	1974
8.	Bob Watson	324	1975
9.	Bob Watson	313	1976
10.	Jose Cruz	315	1978
11.	Cesar Cedeno	309	1980
12.	Jose Cruz	302	1980
13.	Jose Cruz	318	1983
14.	Ray Knight	304	1983
15.	Jose Cruz	312	1984
16.	Terry Puhl	301	1984
17.	Jose Cruz	300	1985
18.	Kevin Bass	311	1986
19.	Jeff Bagwell	320	1993
20.	Luis GonzaleZ	300	1993
21.	Jeff Bagwell	368	1994
22.	Craig Biggio	318	1994
23.	Derek Bell	334	1995
24.	Craig Biggio	302	1995
25.	Jeff Bagwell	315	1996
26.	Craig Biggio	309	1997
27.	Craig Biggio	325	1998
28.	Derek Bell	314	1998
29.	Moises Alou	312	1998
30.	Jeff Bagwell	304	1998
31.	Carl Everett	325	1999
32.	Jeff Bagwell	304	1999
33.	Moises Alou	355	2000
34.	Richard Hidalgo	314	2000
35.	Jeff Bagwell	310	2000
36.	Moises Alou	330	2001
37.	Lance Berkman	331	2001
38.	Richard Hidalgo	309	2003
39.	Lance Berkman	316	2004
40.	Lance Berkman	315	2006
41.	Carlos Lee	303	2007
42.	Lance Berkman	312	2008
43.	Miguel Tejada	313	2009
44.	Carlos Lee	300	2009

100 RUNS SCORED SEASONS

1.	Joe Morgan	100	1965
2.	Jimmy Wynn	102	1967
3.	Jimmy Wynn	113	1969
4.	Joe Morgan	102	1970
5.	Jimmy Wynn	117	1972
6.	Cesar Cedeno	103	1972
7.	Enos Cabell	101	1977
8.	Jeff Bagwell	104	1994
9.	Craig Biggio	123	1995
10.	Craig Biggio	113	1996
11.	Jeff Bagwell	111	1996
12.	Craig Biggio	146	1997
13.	Jeff Bagwell	109	1997
14.	Jeff Bagwell	124	1998
15.	Craig Biggio	123	1998
16.	Derek Bell	111	1998
17.	Moises Alou	104	1998
18.	Jeff Bagwell	143	1999
19.	Craig Biggio	123	1999
20.	Jeff Bagwell	152	2000
21.	Richard Hidalgo	118	2000
22.	Jeff Bagwell	126	2001
23.	Lance Berkman	110	2001
24.	Craig Biggio	118	2001
25.	Lance Berkman	106	2002
26.	Lance Berkman	110	2003
27.	Jeff Bagwell	109	2003
28.	Craig Biggio	102	2003
29.	Jeff Bagwell	104	2004
30.	Lance Berkman	104	2004
31.	Craig Biggio	100	2004
32.	Lance Berkman	114	2008

ELITE COMPANY

Jeff Bagwell hit 43 home runs and stole 31 bases in 1997. He also hit 42 HR with 30 SB in 1999. Bagwell joins Barry Bonds as the only two players in Major League history to record as many as two 40HR/30SB seasons. Jeff is also the only first baseman in Major League history with a "30-30" season, thanks to his efforts in 1997 and 1999.

ASTROS HISTORY & RECORDS

MOST VALUABLE PLAYER • CY YOUNG • ROOKIE OF THE YEAR

Jeff Bagwell is the only player in franchise history to win the Jackie Robinson National League Rookie of the Year and the NL Most Valuable Player. Astro pitchers have captured the NL Cy Young Award twice, Mike Scott in 1986 and Roger Clemens in 2004. Listed below are all Astros who finished in the top 10 of the NL MVP voting or received consideration in one year for the circuit's Cy Young and Rookie of the Year honors.

NL CY YOUNG AWARD

J.R. Richard.....	1976.....	7th
J.R. Richard.....	1978.....	5th
Joe Niekro.....	1979.....	2nd
J.R. Richard.....	1979.....	3rd
Joe Niekro.....	1980.....	4th
Joe Sambito.....	1980.....	T-5th
Nolan Ryan.....	1981.....	4th
Nolan Ryan.....	1983.....	9th
Mike Scott.....	1986.....	1st
Nolan Ryan.....	1987.....	T-5th
Mike Scott.....	1987.....	7th
Mike Scott.....	1989.....	2nd
Mark Portugal.....	1993.....	T-6th
Doug Drabek.....	1994.....	T-4th
Shane Reynolds.....	1996.....	T-9th
Darryl Kile.....	1997.....	5th
Mike Hampton.....	1999.....	2nd
Jose Lima.....	1999.....	T-4th
Bill Wagner.....	1999.....	T-4th
Roy Oswalt.....	2001.....	5th
Roy Oswalt.....	2002.....	T-4th
Roger Clemens.....	2004.....	1st
Roy Oswalt.....	2004.....	3rd
Brad Lidge.....	2004.....	T-8th
Roger Clemens.....	2005.....	3rd
Roy Oswalt.....	2005.....	4th
Andy Pettitte.....	2005.....	T-5th
Roy Oswalt.....	2006.....	4th
Brett Myers.....	2010.....	T-10th

NL MOST VALUABLE PLAYER

Cesar Cedeno.....	1972.....	6th
Lee May.....	1972.....	9th
Joe Niekro.....	1979.....	6th
Jose Cruz.....	1980.....	3rd
Jose Cruz.....	1983.....	6th
Dickie Thon.....	1983.....	7th
Jose Cruz.....	1984.....	8th
Glenn Davis.....	1986.....	2nd
Kevin Bass.....	1986.....	7th
Mike Scott.....	1986.....	10th
Glenn Davis.....	1988.....	8th
Glenn Davis.....	1989.....	7th
Jeff Bagwell.....	1994.....	1st
Craig Biggio.....	1995.....	10th
Jeff Bagwell.....	1996.....	9th
Jeff Bagwell.....	1997.....	3rd
Craig Biggio.....	1997.....	4th
Moises Alou.....	1998.....	3rd
Craig Biggio.....	1998.....	5th
Jeff Bagwell.....	1999.....	2nd
Jeff Bagwell.....	2000.....	7th
Lance Berkman.....	2001.....	5th
Jeff Bagwell.....	2001.....	7th
Lance Berkman.....	2002.....	3rd
Lance Berkman.....	2004.....	7th
Roger Clemens.....	2004.....	8th
Morgan Ensberg.....	2005.....	4th
Lance Berkman.....	2006.....	3rd
Lance Berkman.....	2008.....	5th

NL ROOKIE OF THE YEAR

Joe Morgan.....	1965.....	2nd
Sonny Jackson.....	1966.....	2nd
Cesar Cedeno.....	1970.....	4th
Greg Gross.....	1974.....	2nd
Floyd Bannister.....	1977.....	4th
Jeffrey Leonard.....	1979.....	2nd
Dave Smith.....	1980.....	5th
Bill Doran.....	1983.....	5th
Frank DiPino.....	1983.....	6th
Glenn Davis.....	1985.....	5th
Charlie Kerfeld.....	1986.....	4th
Jim Deshaies.....	1986.....	T-7th
Gerald Young.....	1987.....	5th
Jeff Bagwell.....	1991.....	1st
Brian Williams.....	1992.....	T-7th
John Hudek.....	1994.....	2nd
Brian Hunter.....	1995.....	T-7th
Mitch Meluskey.....	2000.....	5th
Lance Berkman.....	2000.....	T-6th
Roy Oswalt.....	2001.....	2nd
Brad Lidge.....	2003.....	T-5th
Jerome Robertson.....	2003.....	7th
Willy Taveras.....	2005.....	2nd
Hunter Pence.....	2007.....	3rd

PINCH-HIT HOME RUNS • WALKOFF HOME RUNS LEADOFF HOME RUNS • CYCLES • GRAND SLAMS

The following charts include the Houston franchise's career leaders in the following categories: pinch-hit home runs, walk-off home runs, leadoff home runs, cycles, and grand slams. Craig Biggio is the NL career leader in leadoff home runs with 53 (2nd all-time).

CAREER PINCH-HIT HOME RUNS

Cliff Johnson.....	9
Mike Lamb.....	6
Denny Walling.....	6
Morgan Ensberg.....	5
Jason Lane.....	5
Orlando Merced.....	5
Daryle Ward.....	5
Kevin Bass.....	4
Tony Eusebio.....	4

CAREER WALK-OFF HOME RUNS

Jose Cruz.....	6
Carlos Lee.....	4
Bob Aspromonte.....	3
Jeff Bagwell.....	3
Kevin Bass.....	3
Craig Biggio.....	3
Glenn Davis.....	3
Doug Rader.....	3
Jimmy Wynn.....	3

CAREER GRAND SLAMS

Carlos Lee.....	7
Bob Aspromonte.....	6
Jeff Bagwell.....	6
Lance Berkman.....	5
Bob Watson.....	5
Kevin Bass.....	4
Craig Biggio.....	4
Cesar Cedeno.....	4
Brad Ausmus.....	3
Lance Berkman.....	3
Ken Caminiti.....	3
Jose Cruz.....	3
Morgan Ensberg.....	3
Mike Lamb.....	3
Terry Puhl.....	3
Doug Rader.....	3

CAREER CYCLES

8/2/72.....	Cesar Cedeno.....	vs. CIN
8/9/76.....	Cesar Cedeno.....	at STL
6/24/77.....	Bob Watson.....	vs. SF
8/25/92.....	Andujar Cedeno.....	vs. STL
7/18/01.....	Jeff Bagwell.....	vs. STL
4/8/02.....	Craig Biggio.....	at COL
7/28/06.....	Luke Scott.....	vs. ARI
7/19/13.....	Brandon Barnes.....	vs. SEA

CAREER LEAD-OFF HOME RUNS

Craig Biggio.....	53
Terry Puhl.....	13
Joe Morgan.....	10
Bill Doran.....	8
Al Spangler.....	6

ASTROS HISTORY & RECORDS

HOUSTON GRAND SLAM HOME RUNS (131)

PLAYER	DATE	OPP	PITCHER	INN
Buddin	6-10-62	LA	Moeller	6
Larker	6-20-62	@ SF	Marichal	3
Aspromonte	6-11-63	CHI	McDaniel	10
Campbell	7-4-63	CIN	Jay	8
Aspromonte	7-26-63	NY	Stallard	1
Aspromonte	6-11-64	CIN	Tsitouris	5
Aspromonte	6-29-64	PHI	Mahaffey	1
NONE	1965			
Aspromonte	8-11-66	@ CHI	Roberts	2
Aspromonte	8-26-66	CHI	Koonce	9
Harrison	9-16-66	PHI	Short	4
NONE	1967			
Miller	8-10-68	PIT	Face	9
Torres	4-27-69	@ SF	Sadecki	2
Rader	5-27-69	PHI	Peraza	9
Menke	7-30-69	@ NY	Koonce	9
Wynn	7-30-69	@ NY	Taylor	9
Rader	6-4-70	MON	McGinn	1
Pepitone	6-10-70	NY	Ryan	4
Menke	7-9-70	LA	Foster	1
Watson	9-7-70	@ SD	Willis	6
Watson	9-17-70	@ LA	Brewer	7
Rader	5-16-71	STL	Reuss	1
Cedeno	9-2-71	LA	Osteen	5
Wynn	5-1-72	@ PIT	Blass	5
L. May	5-6-73	@ NY	Sadecki	7
Helms	6-21-73	@ SD	Corkins	4
Cedeno	6-24-73	@ SF	Moffitt	7
L. May	7-4-73	@ ATL	Frisella	8
Watson	8-20-73	PIT	Lamb	5
* M. May	5-22-74	SD	Romo	9
Cedeno	6-11-74	PHI	Ruthven	7
* C. Johnson	6-15-75	@ STL	Garman	9
Watson	8-14-76	PIT	Candelaria	6
Howe	8-15-77	@ ATL	Capra	1
Watson	9-4-77	@ MON	Brown	1
NONE	1978			
NONE	1979			
Cedeno	8-26-80	@ STL	Kaat	5
Cruz	9-6-80	STL	Martin	3
NONE	1981			
Puhl	5-22-82	NY	Allen	9
Cruz	9-20-83	@ LA	Hooton	2
Cruz	8-22-84	@ CHI	Ruthven	2
Reynolds	9-6-84	@ SF	Laskey	1
Pankovits	5-29-85	PIT	Candelaria	7
Bailey	6-11-85	SD	Lefferts	3
Bailey	8-20-85	@ STL	Horton	6
Ashby	10-5-85	@ SD	Wojna	2
* Reynolds	4-12-86	ATL	Mahler	6
Puhl	5-4-86	@ MON	Smith	3
Garner	6-14-86	SF	Robinson	7
Bass	7-7-86	@ MON	Schatzeder	9
Hatcher	8-5-86	@ LA	Powell	9
Hatcher	6-3-87	@ CHI	Sutcliffe	4
Ashby	6-10-87	SD	S. Davis	4
Puhl	9-28-87	LA	Hershiser	5
* Bass	4-10-88	@ CIN	Perry	9
Ramirez	5-29-88	@ CHI	Capel	6
Bell	7-14-88	@ PHI	Rawley	1
Doran	8-2-88	@ SF	Bockus	4
Meadows	6-4-89	LA	Belcher	5
Doran	6-11-89	ATL	Puleo	2
Bass	8-20-89	CHI	Williams	9
Ramirez	8-29-89	@ CHI	Wilkins	6
Biggio	9-14-89	@ LA	Wetteland	2
Bass	9-20-89	@ ATL	Eichhorn	7
NONE	1990			
Caminiti	7-29-91	STL	B. Smith	4
Anthony	7-27-92	@ ATL	Pena	11
Anthony	8-31-92	PHI	Baller	6

PLAYER	DATE	OPP	PITCHER	INN
NONE	1993			
Mouton	4-23-94	@ STL	Palacios	8
Finley	7-17-94	@ PIT	Wagner	3
Biggio	7-24-94	PIT	Lieber	5
Eusebio	5-19-95	MON	Cornelius	7
Eusebio	6-28-95	STL	Parrett	8
* D. May	9-5-95	CIN	Jarvis	7
* Berry	6-13-96	@ SF	M. Leiter	5
Berry	6-25-96	@ SD	Bochtler	8
Ausmus	7-14-97	@ CHI	Bottenfield	7
Gonzalez	7-20-97	@ MON	Daal	8
Bagwell	9-8-98	CIN	Krivda	3
Bell	6-13-99	SD	Murray	6
Everett	6-20-99	MON	Urbina	8
Mieske	7-23-99	SD	Wall	8
Bagwell	7-28-99	@ COL	Porzio	7
Caminiti	8-31-99	NY	Wendell	8
Hidalgo	4-4-00	@ PIT	Schmidt	6
Bagwell	4-14-00	@ SD	Walker	6
Caminiti	5-9-00	COL	Karl	5
Spiers	7-23-00	STL	Slocumb	7
Truby	8-6-00	MON	Thurman	3
Ward	4-3-01	MIL	Haynes	3
Lugo	4-27-01	FLA	Penny	4
Bagwell	5-6-01	@ MON	Telford	6
Bagwell	5-21-01	@ SD	Eaton	3
Castilla	6-1-01	LA	Prokopc	5
Berkman	6-14-01	@ MIN	Mays	6
* Merced	7-20-01	CHI	Lieber	5
Berkman	6-20-02	@ MIL	Wright	4
* Zaun	6-27-02	ARI	Kim	9
Ward	7-6-02	PIT	Wells	4
Ausmus	4-4-03	@ STL	Tomko	1
Ensborg	6-3-03	BAL	Ligtenberg	8
Everett	7-9-03	CIN	Graves	1
Kent	9-1-03	@ LA	Myers	9
Bagwell	4-9-04	@ MIL	Kieschnick	6
Berkman	4-11-04	@ MIL	Davis	3
Ensborg	7-3-04	TEX	Rodriguez	5
Kent	9-1-04	@ CIN	Wagner	7
Lamb	5-1-05	CHI	Prior	5
Ensborg	6-28-05	@ COL	Jennings	5
Ausmus	8-5-06	@ ARI	Nippert	2
Lane	8-29-06	MIL	Kolb	8
Lee	4-13-07	@ PHI	Myers	3
Biggio	4-20-07	@ MIL	Aquino	9
Pence	5-5-07	@ STL	Dove	8
Lamb	6-17-07	SEA	Washburn	1
Lee	6-28-07	COL	Fuentes	11
Biggio	7-24-07	LAD	Seanez	6
* Lamb	8-2-07	@ ATL	Soriano	8
Pence	5-20-08	@ CHI	Dempster	4
Wigginton	7-6-08	@ ATL	Morton	3
Lee	7-29-08	CIN	Arroyo	5
* Loretta	8-1-08	NYM	Heilman	8
Berkman	8-12-08	SF	Taschner	7
Tejada	9-10-08	PIT	Bautista	6
Lee	6-5-09	PIT	Meek	6
Lee	7-21-09	STL	Walters	7
Lee	6-9-10	@ COL	Belisle	10
Berkman	7-27-10	CHC	Cashner	7
* Michaels	8-1-10	MIL	Braddock	7
Lee	7-25-11	@ STL	Walters	8
* Bogusevic	8-16-11	CHC	Marmol	9
Schafer	4-22-12	LAD	Billingsley	2
Johnson	5-5-12	STL	Garcia	1
J. Martinez	6-14-12	SF	Zito	3
Dominguez	6-18-13	MIL	Gorzalanny	7
Castro	7-31-13	@ BAL	Gonzalez	4
Dominguez	9-13-13	LAA	Rasmus	5

* Pinch Hit

ASTROS HISTORY & RECORDS

OPPONENT GRAND SLAMS (146)

PLAYER	DATE	OPP	PITCHER	INN
*Robinson	7-8-62	@ CIN	Bruce	5
E. Bailey	4-10-63	SF	McMahon	8
Willey	7-15-63	@ NY	Johnson	2
G. Oliver	8-28-63	MIL	Farrell	8
Burton	8-31-63	@ CHI	Woodeshick	9
Williams	5-1-64	CHI	Hoerner	1
Stargell	8-28-65	@ PIT	Dierker	1
White	8-3-66	@ PHI	Sempera	5
Pavletich	6-11-67	@ CIN	Schneider	9
Mays	6-13-67	SF	Latman	10
Aaron	6-27-67	@ ATL	Blasingame	3
T. Davis	7-19-67	@ NY	Giusti	1
*Lock	8-14-68	@ PHI	Lemaster	3
Hiatt	4-25-69	@ SF	Schneider	13
Allen	5-8-69	@ PHI	Griffin	3
Clemente	6-11-69	PIT	Blasingame	6
Burda	7-9-69	@ SF	Guinn	8
Hickman	8-23-69	@ CHI	Gladding	7
Aaron	4-10-70	ATL	Griffin	3
Santo	4-26-70	@ CHI	Dierker	6
Allen	8-1-70	STL	DiLauro	7
Webster	9-7-70	@ SD	Forsch	9
Marshall	5-11-71	@ NY	Culver	6
Simmons	5-10-72	@ STL	Roberts	3
*Foster	5-31-72	CIN	Roberts	3
McRae	6-1-72	CIN	Reuss	6
McCarver	6-2-73	@ STL	Gladding	8
Bonds	6-29-73	SF	Ray	7
Boccabella	7-6-73	@ MON	Crawford	6
Cey	6-18-75	@ LA	Griffin	1
Summers	8-23-75	@ CHI	York	7
Yeager	9-27-75	@ LA	Forsch	3
Tolan	5-5-76	@ PHI	Niekro	6
Murcer	5-25-76	@ SF	Richard	5
Paciorek	6-22-76	@ ATL	Cosgrove	3
Morgan	9-6-76	@ CIN	Richard	3
Robinson	7-28-77	@ PIT	Larson	6
Carter	5-3-78	@ MON	Richard	3
Kingman	6-6-78	@ CHI	Zamora	6
*Foster	9-11-78	@ CIN	Sambito	7
Freed	5-1-79	@ STL	Sambito	11
Garvey	9-28-79	@ LA	Ruhle	8
Knight	9-17-80	@ CIN	Niekro	4
Schmidt	8-23-81	@ PHI	Knepper	3
Sandberg	5-31-83	@ CHI	LaCorte	6
Hubbard	6-20-83	ATL	LaCorte	5
Lefebvre	7-20-83	@ PHI	Scott	1
Templeton	7-29-84	@ SD	LaCoss	6
L. Smith	8-31-84	@ STL	Ryan	1
Wallach	7-6-85	MON	Ryan	5
Russell	7-22-85	@ PHI	Niekro	1
Concepcion	8-17-85	CIN	Niekro	1
Stillwell	4-17-87	@ CIN	Lopez	5
*Nettles	5-2-87	@ ATL	Lopez	6
James	5-2-87	@ ATL	Solano	7
J.Clark	5-24-87	STL	Scott	1
Dawson	6-1-87	@ CHI	Solano	8
Dayett	6-3-87	@ CHI	Knepper	1
Moreland	6-3-87	@ CHI	Solano	6
Brenly	8-12-87	@ SF	Scott	7
Van Slyke	8-29-87	@ PIT	Andersen	8
M. Williams	6-4-88	@ SF	Ryan	5
Esasky	6-14-88	@ CIN	Darwin	5
C. James	7-16-88	@ PHI	Smith	8
Scioscia	6-4-89	LA	Forsch	1
Templeton	9-11-89	@ SD	Darwin	6
Bonds	5-22-90	PIT	Schatzeder	3
Daniels	9-4-90	@ LA	Portugal	2
McGriff	8-13-91	@ SD	Portugal	3
McGriff	8-14-91	@ SD	Deshaies	1

PLAYER	DATE	OPP	PITCHER	INN
Clark	8-20-91	SF	Mallicoat	7
C. Hayes	8-28-91	@ PHI	Bowen	1
Jose	5-17-92	STL	Harnisch	3
Bean	8-11-93	@ SD	Kile	3
Dorsett	5-5-94	@ CIN	Edens	9
Hammond	5-29-95	@ FLA	Reynolds	2
E.Williams	7-9-95	SD	Brocail	7
G. Hill	7-14-95	@ SF	Swindell	3
Gant	8-20-95	@ CIN	T. Jones	5
Caminiti	4-6-96	SD	Morman	13
Hill	4-10-96	SF	Kile	4
Sandberg	5-24-96	CHI	Swindell	7
King	8-22-96	PIT	Hernandez	9
Bichette	9-10-97	@ COL	Hudek	7
Piazza	4-10-98	@ LA	Magnante	8
Walker	5-29-98	@ COL	Henry	8
Hocking	6-4-99	@ MIN	Hampton	2
Womack	7-21-99	ARI	Wagner	8
McGwire	9-17-99	@ STL	Lima	4
Howard	4-11-00	STL	Holt	7
Rodriguez	4-27-00	CHI	Lima	4
Hundley	5-6-00	@ LA	Dotel	3
Boone	6-10-00	@ SD	Elarton	1
Edmonds	9-20-00	STL	Holt	3
Hernandez	4-12-01	@ MIL	Cruz	5
Ventura	5-1-01	@ NY	J.Powell	7
LaRue	5-18-01	CIN	Bottenfield	4
Grudzielanek	6-1-01	LA	Cruz	7
I.Rodriguez	6-9-01	@ TEX	Lima	3
Bell	6-27-01	@ ARI	Elarton	2
Gonzalez	7-3-01	ARI	Elarton	3
D.Jackson	7-14-01	SD	Miller	6
Giles	7-28-01(1)	@ PIT	Wagner	9
Ramirez	8-25-01	@ PIT	Mlicki	1
Sierra	6-21-02	SEA	Hernandez	2
Klesko	8-27-02	SD	Cruz	7
Alfonzo	9-23-03	SF	Miller	2
Edmonds	4-21-04	STL	Stone	6
Floyd	5-14-04	NYM	Oswalt	3
Kendall	6-23-04	PIT	Weathers	7
Blalock	7-4-04	TEX	Redding	6
Teixiera	7-4-04	TEX	Harville	9
Johnson	8-14-04	@ MON	Qualls	7
Sanders	6-4-05	STL	Rodriguez	3
Atkins	6-28-05	@ COL	Springer	8
J. Wilson	8-14-05	PIT	Burns	8
Garciparra	4-24-06	LAD	Lidge	9
Feliz	5-15-06	SF	Buchholz	3
Podsednik	6-23-06	@ CWS	Pettitte	4
Crede	6-24-06	@ CWS	Qualls	7
Iguchi	6-25-06	@ CWS	Lidge	9
Valentin	7-21-06	@ NYM	Buchholz	2
Burrell	9-15-06	PHI	Clemens	1
J. Estrada	6-26-07	@ MIL	White	6
J. Estrada	9-18-07	MIL	Paulino	4
A. Dunn	7-28-08	CIN	Oswalt	3
Derosa	8-6-08	@ CHI	Backe	3
Montero	8-16-08	ARI	Backe	1
Young	8-16-08	ARI	Backe	6
Pujols	4-11-09	@ STL	Oswalt	5
Stewart	5-12-09	@ COL	Byrdak	5
Iannetta	5-13-09	@ COL	Geary	9
Soriano	7-27-09	@ CHC	Sampson	13
Whiteside	8-5-09	SF	Moehler	6
Feliz	9-29-09	@ PHI	Lopez	4
*Sutton	5-28-10	@ CIN	Byrdak	6
Posada	6-12-10	@ NYY	Rodriguez	3
Posada	6-13-10	@ NYY	Daigle	5
*McCann	8-11-10	ATL	Fulchino	10
Ramirez	10-2-10	CHC	Happ	4

ASTROS HISTORY & RECORDS

OPPONENT GRAND SLAMS (CONT.)

PLAYER	DATE	OPP	PITCHER	INN	PLAYER	DATE	OPP	PITCHER	INN
Sands	5-24-11	LAD	Happ	3	Andy Dirks	5-13-13	@DET	Norris	4
Renteria	8-2-11	CIN	W. Rodriguez	5	Nelson Cruz	7-5-13	@TEX	Harrell	2
Cuddyer	5-30-12	COI	Harrell	1	Nick Franklin	7-21-13	SEA	Lyles	2
Freese	6-7-12	STL	Wright	7	Edwin Encarnacion	7-26-13	@TOR	Ambriz	7
Dunn	6-9-12	CWS	Cruz	8	Chris Colabello	9-2-13	MIN	Lo	9
Amarista	6-28-12	SD	Myers	9	Jay Bruce	9-17-13	CIN	Lyles	4

*Pinch Hit

HOUSTON WALK-OFF HOME RUNS (81)

PLAYER	DATE	OPP	PITCHER	INN	PLAYER	DATE	OPP	PITCHER	INN
Mejias	4/29/62	vs. MIL, W-3-2	McMahon	9	Wilson	6/8/90	vs. CIN, W-3-1	Myers	10
Aspromonte	5/12/63	vs. CHC, W-2-1	Buhl	10	Bagwell	4/18/92	vs. SD, W-4-2	Myers	10
Aspromonte	6/11/63	vs. CHC, W-6-2	McDaniel	10	Jones	4/22/92	vs. SF, W-3-1	Jackson	12
Harrison	9/26/65	vs. CIN, W-4-2	McCool	9	Gonzalez	6/19/92	vs. LA, W-2-1	Gott	12
Gentile	5/29/66	vs. PIT, W-3-2	Face	11	Anthony	7/1/92	vs. CIN, W-3-2	Bankhead	9
Wynn	6/26/66	vs. STL, W-6-3	Hoerner	11	Guerrero	7/21/92	vs. PIT, W-4-3	Mason	12
Aspromonte	8/26/66	vs. PHI, W-7-4	Koonce	9	Bagwell	9/15/92	vs. SF, W-9-6	Reed	11
Mathews	6/17/67	vs. ATL, W-4-3	Bruce	9	Mouton	5/27/95	vs. ATL, W-3-2	Stanton	10
Harrison	9/26/67	vs. PHI, W-3-2	Boozar	9	Biggio	6/5/95	vs. FLA, W-6-5	Nen	9
Rader	5/27/69	vs. PHI, W-6-2	Peraza	9	Montgomery	7/24/96	vs. SD, W-6-4	Villone	10
Morgan	8/9/69	vs. MTL, W-5-3	Radatz	11	Miller	7/28/96	vs. LA, W-3-2	Eischen	9
Menke	9/5/69	vs. SF, W-2-0	Perry	9	Miller	8/24/96	vs. STL, W-3-1	Stottlemire	9
Lampard	9/19/69	vs. CIN, W-3-2	Granger	9	Bagwell	6/3/97	vs. LA, W-4-3	Radinsky	10
Rader	4/18/70	vs. SD, W-4-3	Ross	9	Berry	7/26/97	vs. MTL, W-9-8	Urbina	10
Morgan	9/19/71	vs. CIN, W-5-4	Carroll	11	Berry	4/18/98	vs. MTL, W-4-3	Batista	9
Edwards	4/24/72	vs. CHC, W-3-2	Jenkins	11	Biggio	5/16/98	vs. ATL, W-3-2	Ligtenberg	9
Wynn	6/16/72	vs. PHI, W-1-0	Selma	11	Bell	9/15/98	vs. NYM, W-6-5	Tam	12
May	8/29/72	vs. PHI, W-2-1	Scarce	9	Everett	9/10/99	vs. CHC, W-6-4	Ayala	13
Wynn	5/20/73	vs. SF, W-8-7	McDowell	9	Hidalgo	4/4/01	vs. MIL, W-8-6	Leskanic	12
Rader	5/8/74	vs. PIT, W-8-6	Sadowski	12	Hidalgo	6/1/01	vs. LA, W-10-9	Fetters	9
May	5/22/74	vs. SD, W-5-1	Romo	9	Biggio	7/31/01	vs. NYM, W-3-2	Riggan	10
Ferguson	4/8/77	vs. ATL, W-3-2	Johnson	11	Ward	4/7/02	vs. STL, W-7-6	Hackman	12
Cruz	8/1/77	vs. PIT, W-4-3	Gossage	11	Vizcaino	5/18/02	vs. PIT, W-2-1	Lowe	9
Cruz	6/2/78	vs. STL, W-2-1	Denny	9	Zaun	6/27/02	vs. ARI, W-7-4	Kim	9
Cruz	7/17/78	vs. PHI, W-2-1	Eastwick	11	Kent	4/11/03	vs. STL, W-3-2	Morris	9
Cruz	9/10/80	vs. LA, W-6-5	Sutcliffe	12	Ensberg	6/11/05	vs. TOR, W-6-3	Batista	9
Cruz	7/10/82	vs. STL, W-4-2	Forsch	9	Lamb	7/26/05	vs. PHI, W-2-1	Madsen	9
Spilman	7/17/82	vs. PIT, W-4-3	Tekulve	10	Scott	9/23/06	vs. STL, W-7-4	Johnson	9
Spilman	4/19/83	vs. CIN, W-6-5	Hume	9	Lee	5/15/07	vs. SF, W-6-5	Sanchez	10
Thon	8/10/83	vs. SD, W-4-3	DeLeon	14	Lee	6/28/07	vs. COL, W-8-5	Fuentes	11
Bailey	7/17/84	vs. NYM, W-3-2	Sisk	9	Loretta	6/29/07	vs. COL, W-9-8	Fuentes	9
Bass	9/25/85	vs. LA, W-6-4	Niedenfuer	10	Pence	7/3/07	vs. PHI, W-5-4	Mesa	13
Davis	6/23/86	vs. CIN, W-7-6	Power	9	Tejada	4/7/08	vs. STL, W-5-3	McClellan	9
Reynolds	7/19/86	vs. NYM, W-5-4	McDowell	9	Pence	5/4/08	vs. MIL, W-8-6	Stetter	12
Davis	7/22/86	vs. MTL, W-1-0	Youmans	10	Berkman	8/29/08	vs. STL, W-3-2	Springer	9
Cruz	9/6/86	vs. STL, W-7-6	Worrell	9	Erstad	9/26/08	vs. ATL, W-5-4	Tavarez	9
Doran	7/9/87	vs. NYM, W-4-3	Myers	9	Tejada	6/2/09	vs. COL, W-3-2	Fogg	11
Bass	8/3/87	vs. SF, W-5-3	Price	13	Lee	5/5/10	vs. ARI, W-4-2	Gutierrez	9
Davis	6/8/89	vs. SD, W-7-6	Davis	10	Lee	6/3/10	vs. WSH, W-6-4	Capps	9
Bass	8/20/89	vs. CHC, W-8-4	Williams	9	Bogusevic	8/16/11	vs. CHC, W-6-5	Marmol	9
Anthony	5/21/90	vs. PIT, W-3-2	Power	11	Pena	6/20/13	vs. MIL, 7-4	Gonzalez	10

HOUSTON'S FIRST HOME RUNS

The first home run ever hit by a Houston player in the National League came on Opening Day in 1962, April 10. Roman Mejias connected off Chicago pitcher Don Cardwell in the third inning with two men on base. Mejias also homered off Al Lary in the eighth inning with two more men on to account for the third Colt .45s home run of the game. Hal Smith had hit one in the third inning.

The first opposition home run came in the seventh inning of the same game when the Cubs' Ernie Banks hit one off Bobby Shantz.

ASTROS HISTORY & RECORDS

ALL-TIME INSIDE-THE-PARK HOME RUNS

ASTROS: 37

5-10-62. Roman Mejias vs. Don Drysdale (LA) at Houston
 8-26-63. John Bateman vs. Hank Fischer (Mil) at Houston
 7-4-64. Joe Gaines vs. Bob Friend (Pit) at Houston
 6-12-66. . Rusty Staub vs. Dick Ellsworth (Chi) at Houston
 6-21-66. . . Sonny Jackson vs. Don Sutton (LA) at Houston
 6-25-66. Sonny Jackson vs. Ray Washburn (StL) at Houston
 8-19-66. . Sonny Jackson vs. Milt Pappas (Cin) at Houston
 7-30-67. . . . Jimmy Wynn vs. Jack Fisher (NY) at Houston
 5-30-69. . . . Tom Griffin vs. Bob Moose (Pit) at Pittsburgh
 8-4-69 Doug Rader vs. Ferguson Jenkins (Chi) at Houston
 9-13-70. . . . Joe Morgan vs. Rick Kester (Atl) at Houston
 6-29-71. . . . Cesar Cedeno vs. Phil Niekro (Atl) at Houston
 9-2-71. . . . Cesar Cedeno vs. Claude Osteen (LA) at Houston
 7-18-72. Cesar Cedeno vs. Reggie Cleveland (StL) at Houston
 8-31-74 Doug Rader vs. Jim Lonborg (Phi) at Philadelphia
 5-10-77 Wilbur Howard vs. Mike Krukow (Chi) at Houston
 6-20-79. . . . Denny Walling vs. Craig Swan (NY) at Houston
 8-14-79. . . . Joaquin Andujar vs. Bill Lee (Mon) at Houston
 8-25-82. Art Howe vs. Ed Lynch (NY) at Houston
 7-3-83. . . . Terry Puhl vs. Tom Niedenfuer (LA) at Houston
 7-25-85 Glenn Davis vs. Dwight Gooden (NY) at New York
 4-22-87. . . . Bill Doran vs. David Palmer (Atl) at Houston
 6-19-87. . . . Bill Doran vs. Orel Hershiser (LA) at Houston
 6-30-90. Franklin Stubbs vs. Darrel Akerfelds (Phi) at Philadelphia
 8-26-91. . . Ken Caminiti vs. Sid Fernandez (NY) at Houston
 5-8-92. . . Butch Henry vs. Doug Drabek (Pit) at Pittsburgh
 9-1-92. . . . Ken Caminiti vs. Cliff Brantley (Phi) at Houston
 5-22-93. . . Ken Caminiti vs. Andy Benes (SD) at San Diego
 9-14-93. . . . Steve Finley vs. Gary Wayne (Col) at Colorado
 7-3-94. Ken Caminiti vs. Dan Plesac (Chi) at Houston
 7-1-97. Tim Bogar vs. Albie Lopez (Cle) at Houston
 8-29-98. . . . Bill Spiers vs. Jason Schmidt (Pit) at Houston
 7-2-99. . . Carl Everett vs. Scott Sullivan (Cin) at Cincinnati
 9-27-00 Tim Bogar vs. Jimmy Anderson (Pit) at Pittsburgh
 6-17-02. Lance Berkman vs. Jose Cabrera (MIL) at Milwaukee
 8-6-03 Adam Everett vs. Pedro Feliciano (NYM) at Houston
 6-10-11. . . . Jose Altuve vs. Madison Bumgarner (SFG) at Houston

OPPONENTS: 43

6-23-62. Richie Ashburn vs. Dean Stone at New York
 4-22-63. Bill White (StL) vs. Ken Johnson at Houston
 4-21-64. Chico Ruiz (Cin) vs. Larry Yellen at Houston
 6-7-64. Bill Mazeroski vs. Bob Bruce at Pittsburgh
 9-1-64. Richie Allen vs. Dick Farrell at Philadelphia
 5-23-65. Jim Hart (SF) vs. Ken Johnson at Houston
 6-11-65. . . Johnny Callison vs. Jim Owens at Philadelphia
 6-22-65. . . . Tony Gonzalez (Phi) vs. Bob Bruce at Houston
 5-14-66. Bill White vs. Larry Dierker at Philadelphia
 8-1-66. Richie Allen vs. Jim Owens at Philadelphia
 6-30-67. Wes Parker (LA) vs. Don Wilson at Houston
 7-22-67. . . . Manny Mota vs. Dan Schneider at Pittsburgh
 7-23-67. Donn Clendenon vs. Carroll Sembera at Pittsburgh
 9-20-68. . . Leo Cardenas (Cin) vs. Larry Dierker at Houston
 4-17-69. Sonny Jackson (Atl) vs. Wade Blasingame at Houston
 6-10-69. Al Oliver (Pit) vs. Tom Griffin at Houston
 7-1-69. Manny Mota vs. Denny Lemaster at Los Angeles
 7-16-69. . . . Willie Davis (LA) vs. Larry Dierker at Houston
 5-3-70. Lou Brock vs. Tom Griffin at St. Louis
 7-9-70. . . . Willie Davis (LA) vs. Jack Billingham at Houston
 8-8-70. Lee Pitlock vs. Wade Blasingame at San Fran.
 8-14-70. . . . Adolfo Phillips (Mon) vs. Ron Cook at Houston
 5-30-72. . . . Johnny Bench (Cin) vs. Don Wilson at Houston
 7-9-72. Dal Maxvill vs. Larry Dierker at St. Louis
 8-18-72. . . . Larry Bowa vs. Dave Roberts at Philadelphia
 8-30-72. . . . Terry Harmon (Phi) vs. Jerry Reuss at Houston
 5-12-74. . . . Merv Rettenmund vs. Don Wilson at Cincinnati
 7-21-74. Jose Cruz vs. Ken Forsch at St. Louis
 9-8-79 Johnnie LeMaster (SF) vs. Joe Sambito at Houston
 6-21-80. . . . Omar Moreno (Pit) vs. Vern Ruhle at Houston
 9-6-81. Andre Dawson vs. Joe Niekro at Montreal
 9-1-84. Tom Nieto vs. Bob Knepper at St. Louis
 5-22-85. . . . Marvell Wynne vs. Bob Knepper at Pittsburgh
 7-24-85. Von Hayes vs. Nolan Ryan at Philadelphia
 5-11-86. . . . Bill Almon vs. Charley Kerfeld at Pittsburgh
 7-1-99. J.D. Drew (StL) vs. Trevor Miller at Houston
 7-21-99. . . Tony Womack (Ari) vs. Billy Wagner at Houston
 8-12-01. . . . Mike Redmond (Fla) vs. Dave Mlicki at Florida
 6-15-07. W. Bloomquist (Sea) vs. W. Rodriguez at Houston
 5-19-08. . . Geovany Soto (CHI-NL) vs. Brian Moehler at Houston
 7-21-08. . . Freddy Sanchez (PIT) vs. Tim Lincecum at Houston
 8-7-10. . . . Rickie Weeks (MIL) vs. Brett Myers at Milwaukee
 5-19-12. . . . David Murphy (TEX) vs. Lucas Harrell at Houston

ASTROS HOME RUNS IN HOUSTON

On May 11, 1998, Jeff Bagwell hit his 98th Astrodome home run off the Marlins' Livan Hernandez to put the first baseman one ahead of outfielder Jimmy Wynn, whose 97 Houston homers was the most by any player in the history of the franchise. Bagwell eventually hit 126 home runs in the Astrodome before the Astros moved to Minute Maid Park in 2000. Wynn hit 93 of his roundtrippers in the Astrodome and four in Colt Stadium during his 11-year career which lasted from 1963-73. And, speaking of Colt Stadium, the record for Houston homers in that facility stands at 21 by Bob Aspromonte.

1. Jeff Bagwell	234
2. Lance Berkman	153
3. Craig Biggio	143
4. Jimmy Wynn	97
5. Carlos Lee	74
6. Glenn Davis	72
7. Morgan Ensberg	65
8. Cesar Cedeno	64
9. Doug Rader	63
10. Richard Hidalgo	54

ASTROS HISTORY & RECORDS

ASTROS LEAGUE STATISTICAL LEADERS

BATTING

NO.

YEAR

RUNS

Jeff Bagwell.....	104.....	1994
Craig Biggio.....	123.....	1995
Craig Biggio.....	146.....	1997
Jeff Bagwell.....	143.....	1999
Jeff Bagwell.....	152.....	2000

HITS

Jose Cruz.....	189.....	*1983
----------------	----------	-------

DOUBLES

Rusty Staub.....	44.....	1967
Cesar Cedeno.....	40.....	1971
Cesar Cedeno.....	39.....	*1972
Craig Biggio.....	44.....	*1994
Jeff Bagwell.....	48.....	1996
Craig Biggio.....	51.....	1998
Craig Biggio.....	56.....	1999
Lance Berkman.....	55.....	2001
Lance Berkman.....	46.....	*2008
Miguel Tejada.....	46.....	2009

TRIPLES

Joe Morgan & Roger Metzger.....	11.....	*1971
Roger Metzger.....	14.....	1973
Craig Reynolds.....	12.....	*1981
Dickie Thon.....	10.....	1982
Steve Finley.....	13.....	1993

RBI

Jeff Bagwell.....	116.....	1994
Lance Berkman.....	128.....	2002

TOTAL BASES

Jeff Bagwell.....	300.....	1994
-------------------	----------	------

HIT BY PITCH

Craig Biggio.....	22.....	1995
Craig Biggio.....	27.....	1996
Craig Biggio.....	34.....	1997
Craig Biggio.....	28.....	2001
Craig Biggio.....	27.....	2003

WALKS

Joe Morgan.....	97.....	1965
Jimmy Wynn.....	148.....	1969
Joe Morgan.....	93.....	*1980
Jeff Bagwell.....	149.....	1999

STRIKEOUTS

Chris Carter (AL).....	212.....	2013
Jimmy Wynn.....	137.....	1967

STOLEN BASES

Craig Biggio.....	39.....	1994
Michael Bourn.....	61.....	2009
Michael Bourn.....	52.....	2010

EXTRA BASE HITS

Jeff Bagwell.....	73.....	1994
-------------------	---------	------

SLUGGING PCT.

Jeff Bagwell.....	750.....	1994
-------------------	----------	------

PITCHING

NO.

YEAR

EARNED RUN AVERAGE

J.R. Richard.....	2.71.....	1979
Nolan Ryan.....	1.69.....	1981
Mike Scott.....	2.22.....	1986
Nolan Ryan.....	2.76.....	1987
Danny Darwin.....	2.21.....	1990
Roger Clemens.....	1.87.....	2005
Roy Oswalt.....	2.98.....	2006

SHUTOUTS

Joe Niekro.....	5.....	*1979
Mike Scott, Bob Knepper.....	5.....	*1986
Pete Harnisch.....	4.....	1993

STRIKEOUTS

J.R. Richard.....	303.....	1978
J.R. Richard.....	313.....	1979
Mike Scott.....	306.....	1986
Nolan Ryan.....	270.....	1987
Nolan Ryan.....	228.....	1988

VICTORIES

Joe Niekro.....	21.....	*1979
Mike Scott.....	20.....	1989
Mike Hampton.....	22.....	1999
Roy Oswalt.....	20.....	2004

WINNING PERCENTAGE

Mark Portugal.....	.818 (18-4).....	1993
Mike Hampton.....	.846 (22-4).....	1999
^Roy Oswalt.....	.824 (14-3).....	2001
Roger Clemens.....	.818 (18-4).....	2004

APPEARANCES

Juan Agosto.....	82.....	1990
Joe Boever.....	81.....	1992

WALKS

Jerry Reuss.....	117.....	1973
J.R. Richard.....	138.....	1975
J.R. Richard.....	151.....	1976
Darryl Kile.....	82.....	1994
Lucas Harrell.....	88.....	2013

HIT BATSMEN

Darryl Kile.....	15.....	1993
Darryl Kile.....	16.....	*1996

HOME RUNS ALLOWED

Jose Lima.....	48.....	2000
Brandon Backe.....	36.....	2008

RUNS ALLOWED

Jose Lima.....	152.....	2000
----------------	----------	------

EARNED RUNS ALLOWED

Jose Lima.....	145.....	2000
Brandon Backe.....	112.....	2008

* Tied for lead

^ -denotes Rookie

+NL Leaders unless otherwise indicated

ASTROS HISTORY & RECORDS

HOUSTON 20-GAME WINNERS

	W-L	ERA	IP	H	R	ER	BB	SO
1969 Larry Dierker	20-13	2.33	305.1	240	97	79	72	232
1976 J.R. Richard	20-15	2.75	291.0	221	105	89	151	214
1979 Joe Niekro	21-11	3.00	263.2	221	102	88	106	118
1980 Joe Niekro	20-12	3.55	256.0	268	119	101	79	127
1989 Mike Scott	20-10	3.10	229.0	180	87	79	62	172
1999 Mike Hampton	22-4	2.90	239.0	206	86	77	101	177
1999 Jose Lima	21-10	3.58	246.1	256	108	98	44	187
2004 Roy Oswalt	20-10	3.49	237.0	233	100	92	62	206
2005 Roy Oswalt	20-12	2.94	241.2	243	85	79	48	184

NO-HIT GAMES

BY HOUSTON PITCHERS: 10

1963	Don Nottebart vs. Philadelphia, May 17.....	4-1
	Catcher: John Bateman	
1964	Ken Johnson vs. Cincinnati, April 23.....	Lost 1-0
	Catcher: Jerry Grote	
1967	Don Wilson vs. Atlanta, June 18	2-0
	Catcher: Dave Adlesh	
1969	Don Wilson at Cincinnati, May 1	4-0
	Catcher: Don Bryant	
1976	Larry Dierker vs. Montreal, July 9	6-0
	Catcher: Ed Herrmann	
1979	Ken Forsch vs. Atlanta, April 7	6-0
	Catcher: Alan Ashby	
1981	Nolan Ryan vs. Los Angeles, September 26..	5-0
	Catcher: Alan Ashby	
1986	Mike Scott vs. San Francisco, September 25.	2-0
	Catcher: Alan Ashby	
1993	Darryl Kile vs. New York, September 8	7-1
	Catcher: Scott Servais	
2003	Oswalt, Munro, Saarloos, Lidge, Dotel, Wagner at New York (AL), June 11	8-0
	Catcher: Brad Ausmus	

PITCHED AGAINST HOUSTON: 5

1963	Juan Marichal at San Francisco, June 15	1-0
	Catcher: Ed Bailey	
1969	Jim Maloney at Cincinnati, April 30	10-0
	Catcher: Johnny Bench	
1997	Francisco Cordova (9.0)/Ricardo Rincon (1.0) at Pittsburgh, July 12	3-0
	Catcher: Jason Kendall	
2008	CHI's (NL) Carlos Zambrano (9.0) at Miller Park in Milwaukee, September 14	5-0
	Catcher: Geovany Soto	
2012	Matt Cain (perfect game) at San Francisco, June 13	10-0
	Catcher: Buster Posey	

ALL-TIME TRIPLE PLAYS

BY HOUSTON

DATE	OPP	BATTER	PLAYERS INVOLVED
7/16/71	NYM	C. Jones	Metzger/Menke/Rader
9/17/71	CIN	Chaney	Morgan/Metzger/Mayberry
4/6/78	@CIN	Driessen	Ferguson/Metzger/Cabell/Metzger
4/21/78	@LAD	Cey	Watson/Metzger
9/15/87	@LAD	Garner	Doran/Reynolds/Davis
9/21/90	@ATL	Cabrera	Caminiti/Rohde/Simms
4/16/91	@ATL	Heath	Caminiti/Candaele/Bagwell
8/4/91	LAD	Javier	Simms/Caminiti/Cedeno
8/19/04	@PHI	Pratt	Ensberg/Kent/Lamb

BY OPPONENTS

DATE	OPP	BATTER	PLAYERS INVOLVED
5/17/64	PHI	Grote	Hernstein/Wine/Hernstein/Triandos
4/15/65	@NYM	Wynn	Lewis/Cannizzaro/McMillian
5/30/69	@PIT	Edwards	Oliver/Mazeroski/Oliver/Sanguillen
6/3/72	@MON	Helms	Humphrey/Bailey/Jorgensen/Bailey
5/8/77	@STL	Crawford	Tyson/Kessinger/Hernandez
8/16/88	@STL	Pankovits	Pendleton/Oquendo/Pagnozzi
4/9/89	SD	Caminiti	Salazar/Alomar/Clark/Parent

HOUSTON DOUBLEHEADERS ALL-TIME

	HOME W-L-S	ROAD W-L-S	TOTAL W-L-S
Atlanta	5-1-3	7-9-5	12-10-8
Chicago	2-0-3	4-6-9	6-6-12
Cincinnati	1-0-1	3-10-15	4-10-16
Colorado	0-0-0	0-3-0	0-3-0
Florida	0-0-1	0-0-0	0-0-1
Los Angeles	0-3-0	2-4-1	2-7-1
Milwaukee	0-0-0	0-2-0	0-2-0
Montreal	0-0-1	2-2-4	2-2-5
New York	4-0-2	8-11-11	12-11-13
Philadelphia	2-3-1	0-5-5	2-8-6
Pittsburgh	0-2-0	3-9-9	3-11-9
St. Louis	1-0-3	0-1-7	1-1-10
San Diego	4-1-4	4-4-5	8-5-9
San Francisco	0-1-4	3-8-12	3-9-16
TOTALS	20-11-23	35-72-83	55-83-106

ASTROS HISTORY & RECORDS

2013 & ALL-TIME MONTH-BY-MONTH

Month	2013			All-Time High			All-Time Low			All-Time Total		
	W-L	PCT	Year	W-L	PCT	Year	W-L	PCT	Year	W-L	PCT	Year
Mar./Apr.....	8-19	.296	13-5	.722 1980	4-20	.167 1969	532-585	476
May.....	10-18	.357	20-6	.769 1969	9-20	.310 2010	679-764	471
June.....	12-15	.444	20-8	.714 1979	8-21	.276 1975	680-731	482
July.....	6-18	.250	22-7	.759 2005	3-24	.111 2012	683-716	488
August.....	8-21	.276	22-7	.759 1998	5-22	.185 2012	745-719	509
September ..	7-20	.259	20-7	.740 2004	7-20	.259 2013	677-683	498
October.....	0-0	.000	5-0	1.000 1986	0-3	.000 1972	53-45	541

SWEEPS

MOST RECENT ASTROS SWEEPS IN HOUSTON

TEAM	3 GAMES	4 GAMES
Atlanta	9/28-30/90	8/2-5/90
Baltimore	6/3-5/03	----
Chicago (NL)	5/21-23/12	6/4-6/76
Cincinnati	8/30-9/1/05	7/7-10/03
Colorado	6/20-22/05	----
Florida	5/2-4/03	----
Kansas City	7/9-11/99	----
Los Angeles (NL)	7/8-10/95	6/1-4/89
Milwaukee	7/30-8/1/10	8/10-13/98
Montreal	8/3-5/01	7/24-27/97
New York (NL)	4/30-5/1/12	6/24-27/65
Philadelphia	7/25-27/05	9/4-7/09
Pittsburgh	8/29-31/11	9/8-11/08
St. Louis	8/30-9/1/10	9/21-9/24/06
San Diego*	5/8-10/09	8/2-5/85
San Francisco	7/17-19/98	8/11-14/08
Tampa Bay	6/6-8/03	----
Toronto	6/10-12/05	----

*Houston swept a five-game series from San Diego in Houston from 6/19-22/69

LAST TIME ASTROS WERE SWEEPED AT HOME

TEAM	3 GAMES	4 GAMES
Atlanta	6/10-12/11	7/16-19/92
Arizona	8/17-19/12	----
Baltimore	6/3-5/03	----
Boston	7/1-3/11	----
Chicago (NL)	8/14-16/06	6/14-17/04
Cincinnati	9/16-18/13	6/24-27/99
Detroit	----	5/2-5/13
Kansas City	7/9-11/99	----
Los Angeles (AL)	6/28-30/13	----
Milwaukee	9/2-4/11	----
Montreal	8/8-10/95	----
New York (AL)	9/27-29/13	----
New York (NL)	4/6-8/84	----
Oakland	5/24-26/13	----
Philadelphia	4/9-11/10	----
Pittsburgh	6/14-16/11	4/7-10/83
St. Louis	7/7-9/06	6/3-6/68
San Diego	5/21-23/01	----
San Francisco	8/28-30/12	7/25-27/75
Seattle	7/19-21/13	----
Tampa Bay	6/24-26/11	----
Texas	6/18-20/10	8/9-12/13
Washington	----	8/6-9/12

MOST RECENT ASTROS SWEEPS ON THE ROAD

TEAM	3 GAMES	4 GAMES
Atlanta	6/2-4/95	6/19-21/64**
Chicago	5/30-6/01/11	----
Cincinnati	8/30-9/1/04	6/7-10/08
Detroit	6/8-10/98	----
Florida	4/30-5/2/99	----
Los Angeles (AL)	----	5/31-6/3/13
Los Angeles (NL)	5/9-11/08	----
Kansas City	7/6-8/01	----
Montreal	5/4-6/01	----
New York	4/9-11/93	9/13-15/63
Philadelphia	9/25-27/06	8/23-26/10
Pittsburgh	8/25-27/06	7/18-20/05
St. Louis	5/11-13/10	----
San Diego	8/9-11/82	8/14-17/80
San Francisco	9/18-20/01	----
Seattle	9/9-11/13	----
Texas	6/20-22/03	----

LAST TIME ASTROS WERE SWEEPED ON THE ROAD

TEAM	3 GAMES	4 GAMES
Atlanta	8/3-5/12	5/5-8/05
Arizona	8/28-30/09	7/20-22/12
Baltimore	6/17-19/08	----
Boston	----	4/25-28/13
Cleveland	----	9/19-22/13
Chicago	6/29-7/1/12	6/23-25/67
Cincinnati	9/14-16/09	5/21-24/04
Colorado	8/22-24/11	5/28-31/12
Detroit	6/26-28/06	----
Florida	9/16-18/08	7/7-10/11
Los Angeles (NL)	8/12-14/11	6/14-17/84
Kansas City	6/7-9/13	----
Milwaukee	7/30-8/1/12	----
Minnesota	8/2-4/13	----
Montreal/ Washington	5/19-21/00	----
New York (AL)	6/11-13/10	----
New York (NL)	10/2-4/09	6/2-5/75
Philadelphia	4/1-3/11	----
Pittsburgh	4/24-26/07	7/2-7/512
St. Louis	9/18-20/12	8/18-21/83
San Diego	6/8-10/92	8/6-9/92
San Francisco	7/13-15/12	6/20-22/86
Texas	9/23-25/13	----

ASTROS HISTORY & RECORDS

TEAM YEAR-BY-YEAR RESULTS

YEAR	WON	..LOSTPCTPOSGB	MANAGER
1962	64	96	.400	8	36	Harry Craft
1963	66	96	.407	9	33	Harry Craft
1964	66	96	.407	9	27	Harry Craft (61-88 28 GB) Luman Harris (5-8)
1965	65	97	.401	9	32	Luman Harris
1966	72	90	.444	8	23	Grady Hatton
1967	69	93	.426	9	32	Grady Hatton
1968	72	90	.444	10	25	Grady Hatton (23-38 14 GB) Harry Walker (49-52)
1969*	81	81	.500	5*	12	Harry Walker
1970	79	83	.488	T-4	23	Harry Walker
1971	79	83	.488	T-4	11	Harry Walker
1972	84	69	.549	2	10	Harry Walker (67-54 9 GB) Leo Durocher (16-15) Salty Parker (1-0)
1973	82	80	.506	4	17	Leo Durocher
1974	81	81	.500	4	21	Preston Gomez
1975	64	97	.398	6	43.5	Preston Gomez (47-80 38 GB) Bill Virdon (17-17)
1976	80	82	.494	3	22	Bill Virdon
1977	81	81	.500	3	17	Bill Virdon
1978	74	88	.457	5	21	Bill Virdon
1979	89	73	.549	2	1	Bill Virdon
1980	93	70	.571	1	+1	Bill Virdon
1981**	28	29	.491	3	8	Bill Virdon
	33	20	.623	1	+1	Bill Virdon
1982	77	85	.475	5	12	Bill Virdon (49-62 13 GB) Bob Lillis (28-23)
1983	85	77	.525	3	6	Bob Lillis
1984	80	82	.494	T-2	12	Bob Lillis
1985	83	79	.512	T-3	12	Bob Lillis
1986	96	66	.593	1	+10	Hal Lanier
1987	76	86	.469	3	14	Hal Lanier
1988	82	80	.513	5	12	Hal Lanier
1989	86	76	.531	3	6	Art Howe
1990	75	87	.463	T-4	16	Art Howe
1991	65	97	.401	6	29	Art Howe
1992	81	81	.500	4	17	Art Howe
1993	85	77	.525	3	19	Art Howe
1994***	66	49	.574	2	0.5	Terry Collins
1995	76	68	.528	2	9	Terry Collins
1996	82	80	.506	2	6	Terry Collins
1997	84	78	.525	1	+5	Larry Dierker
1998	102	60	.630	1	+12.5	Larry Dierker
1999	97	65	.599	1	+1.5	Larry Dierker
2000	72	90	.444	4	23.0	Larry Dierker
2001	93	69	.574	1	****0	Larry Dierker
2002	84	78	.519	2	13	Jimmy Williams
2003	87	75	.537	2	1	Jimmy Williams
2004	92	70	.568	2	*****13	Jimmy Williams (44-44, 10.5 GB) Phil Garner (48-26)
2005	89	73	.549	2	*****11	Phil Garner
2006	82	80	.506	2	1.5	Phil Garner
2007	73	89	.451	4	12.0	Phil Garner (58-73, 9 GB) Cecil Cooper (15-16)
2008	86	75	.534	3	11.0	Cecil Cooper
2009	74	88	.457	5	17.0	Cecil Cooper (70-79, 16.5 GB) Dave Clark (4-9)
2010	76	86	.469	4	15.0	Brad Mills
2011	56	106	.346	6	40.0	Brad Mills
2012	55	107	.340	6	42.0	Brad Mills (39-82, 27.5 GB) Tony DeFrancesco (16-25)
2013	51	111	.315	5	45.0	Bo Porter
Totals	4050	4245	.488			

MANAGERS' CAREER RECORDS

1. Bill Virdon 544-522 (.510) (1975-82)
 2. Larry Dierker .. 448-362 (.553) (1997-01)
 3. Art Howe 392-418 (.484) (1989-1993)
 4. Harry Walker .. 355-353 (.501) (1968-72)
 5. Phil Garner 277-248 (.528) (2004-2007)
 6. Bob Lillis 276-261 (.514) (1982-85)
 7. Hal Lanier 254-232 (.523) (1986-88)
 8. Terry Collins ... 224-197 (.532) (1994-96)
 9. Jimmy Williams... 215-197 (.522) (2002-04)
 10. Harry Craft 191-280 (.406) (1962-64)
 11. Cecil Cooper ... 171-170 (.501) (2007-09)
 12. Grady Hatton . 164-221 (.426) (1966-68)
 13. Brad Mills 171-274 (.384) (2010-12)
 14. Preston Gomez 128-161 (.443) (1974-75)
 15. Leo Durocher 98-95 (.508) (1972-73)
 16. Luman Harris 70-105 (.400) (1964-65)
 16. Bo Porter 51-111 (.315) (2013)
- ** Salty Parker was 1-0 as the interim manager in 1972.
 ** Dave Clark was 4-9 as the interim manager in 2009.
 ** Tony DeFrancesco was 16-25 as the interim manager in 2012

SLOWEST STARTS

G	W-L	YR.
1	0-1	(25 times)
2	0-2	(18 times)
3	0-3	(12 times)
4	0-4	(69,78,81,83,90,07,10,11)
5	0-5	(69,78,83,10,11)
6	0-6	(83,10)
7	0-7	(83,10)
8	0-8	(83,10)
9	*0-9	(83)

*won 10th game in 1983

*Start of Divisional Play (NL West)
 **1981 Totals Reflect 1st- and 2nd-Half Standings
 ***Divisional Realignment (NL Central)
 ****Tied St. Louis for first place in NL Central
 *****Earned NL Wild Card Berth

ASTROS HISTORY & RECORDS

BEST WON/LOST RECORDS BY GAME

G	W-L	YR.	G	W-L	YR.	G	W-L	YR.
1	1-0	(23 times)	57	35-22	(.98)	113	69-44	(.99)
2	2-0	(12 times)	58	35-23	(.72,80,98,99)	114	69-45	(.99)
3	3-0	(62,68,79,87,88,01)	59	36-23	(.72,80,99)	115	69-46	(.98,99)
4	4-0	(68,87,01)	60	37-23	(.80,99)	116	70-46	(.98)
5	5-0	(87)	61	38-23	(.80,99)	117	71-46	(.98)
6	6-0	(87)	62	39-23	(.80,99)	118	72-46	(.98)
7	6-1	(87,88)	63	40-23	(.80)	119	73-46	(.98)
8	7-1	(88)	64	40-24	(.80,98)	120	74-46	(.98)
9	7-2	(72,80,87,88)	65	40-25	(.80,98)	121	75-46	(.98)
10	8-2	(72)	66	41-25	(.80)	122	75-47	(.98)
11	9-2	(72)	67	41-26	(.80,98,99)	123	76-47	(.98)
12	9-3	(72)	68	42-26	(.80,98,99)	124	76-48	(.98)
13	9-4	(72,79,86,88,04,06)	69	42-27	(.80,98,99)	125	76-49	(.98)
14	10-4	(72,79,86,88,06)	70	43-27	(.80,98)	126	77-49	(.98)
15	11-4	(72,79)	71	43-28	(.72,80,98,99)	127	78-49	(.98)
16	12-4	(79)	72	44-28	(.98)	128	78-50	(.98)
17	12-5	(72,79,80,86,06)	73	45-28	(.98)	129	79-50	(.98)
18	13-5	(79,80,86,06)	74	46-28	(.98)	130	80-50	(.98)
19	14-5	(79,80)	75	46-29	(.98)	131	81-50	(.98)
20	14-6	(79,80,86,06)	76	47-29	(.98)	132	82-50	(.98)
21	15-6	(79,80,86,06)	77	47-30	(.98)	133	83-50	(.98)
22	16-6	(80)	78	47-31	(.79,98)	134	83-51	(.98)
23	16-7	(80)	79	48-31	(.79)	135	84-51	(.98)
24	17-7	(80)	80	49-31	(.79)	136	85-51	(.98)
25	17-8	(80)	81	50-31	(.79)	137	86-51	(.98)
26	17-9	(80,06)	82	51-31	(.79)	138	87-51	(.98)
27	18-9	(80,06)	83	52-31	(.79)	139	87-52	(.98)
28	19-9	(06)	84	52-32	(.79)	140	88-52	(.98)
29	19-10	(73, 98,06)	85	53-32	(.79)	141	88-53	(.98)
30	20-10	(73)	86	53-33	(.79)	142	89-53	(.98)
31	20-11	(73,98)	87	53-34	(.79,98)	143	90-53	(.98)
32	21-11	(73)	88	54-34	(.98)	144	91-53	(.98)
33	22-11	(73)	89	54-35	(.98)	145	92-53	(.98)
34	22-12	(72,73,99)	90	54-36	(.98)	146	93-53	(.98)
35	23-12	(72,99)	91	54-37	(.98,99)	147	94-53	(.98)
36	24-12	(72)	92	55-37	(.99)	148	95-53	(.98)
37	24-13	(72,98,99)	93	56-37	(.99)	149	96-53	(.98)
38	25-13	(98)	94	56-38	(.99)	150	96-54	(.98)
39	25-14	(98,99)	95	56-39	(.98,99)	151	96-55	(.98)
40	25-15	(73,98,99)	96	57-39	(.98)	152	97-55	(.98)
41	26-15	(72,73,98)	97	58-39	(.98)	153	97-56	(.98)
42	27-15	(98)	98	59-39	(.98)	154	97-57	(.98)
43	27-16	(98,99)	99	59-40	(.98,99)	155	98-57	(.98)
44	28-16	(99)	100	60-40	(.99)	156	98-58	(.98)
45	29-16	(99)	101	61-40	(.99)	157	99-58	(.98)
46	29-17	(98,99)	102	62-40	(.99)	158	99-59	(.98)
47	29-18	(98,99)	103	62-41	(.99)	159	100-59	(.98)
48	30-18	(98)	104	63-41	(.99)	160	101-59	(.98)
49	31-18	(98)	105	64-41	(.99)	161	101-60	(.98)
50	31-19	(98)	106	64-42	(.99)	162	102-60	(.98)
51	32-19	(98)	107	65-42	(.99)	163	93-70	(.80)
52	32-20	(98)	108	65-43	(.99)			
53	33-20	(98)	109	66-43	(.99)			
54	33-21	(80,98,99)	110	67-43	(.99)			
55	33-22	(80,98,99)	111	67-44	(.98,99)			
56	34-22	(80,98,99)	112	68-44	(.99)			

ASTROS HISTORY & RECORDS

ASTROS ATTENDANCE RECORDS

Season: Home.....	3,087,872.....	2004
Season: Road.....	2,647,485.....	2007
Season: Home and Road.....	5,667,890.....	2007
Opening Day: Home.....	51,668.....	April 6, 1999..... Chicago (NL)
Single Game: Home.....	54,037.....	September 28, 1999..... Cincinnati
Doubleheader: Home.....	45,115.....	August 4, 1979..... Atlanta
Day-Night Doubleheader: Home		
Day	30,738	
Night.....	42,595	
Total.....	73,333	July 24, 1965..... Cincinnati
Night Game: Home.....	54,037.....	September 28, 1999..... Cincinnati
Day Game: Home.....	52,493.....	September 12, 1998..... St. Louis
Weekday Game: Home.....	54,037.....	September 28, 1999..... Cincinnati
Weekday Day Game: Home (non-opener).....	43,727.....	July 1, 1999..... St. Louis
Largest: Home.....	54,037.....	September 28, 1999..... Cincinnati
Largest: Road.....	60,864.....	June 12, 1993..... Colorado
Smallest: Home.....	0.....	*May 12, 1995..... Philadelphia
Smallest: Astrodome.....	0.....	*May 12, 1995..... Philadelphia
Smallest: Road.....	737.....	September 8, 1975..... Atlanta
Largest Single Home Stand.....	446,087.....	May 17-June 1, 1965 16 dates

* zero tickets sold; all were given away free.

YEAR-BY-YEAR HOUSTON ATTENDANCE DATA

YEAR	HOME	ROAD	TOTAL	YEAR	HOME	ROAD	TOTAL
1962	924,456	925,345	1,849,801	1988	1,933,505	1,909,916	3,843,421
1963	719,502	765,720	1,485,222	1989	1,834,908	1,996,660	3,831,568
1964	725,773	853,254	1,579,027	1990	1,310,927	1,831,131	3,142,058
1965	2,151,470	952,749	3,104,219	1991	1,196,152	2,039,738	3,235,890
1966	1,872,108	1,109,584	2,981,692	1992	1,211,412	1,946,653	3,158,065
1967	1,348,303	1,088,450	2,436,753	1993	2,084,546	2,421,566	4,506,112
1968	1,312,887	877,059	2,189,946	1994	1,561,136	1,701,925	3,263,061
1969	1,442,995	913,628	2,356,623	1995	1,363,801	1,650,552	3,014,353
1970	1,253,444	1,155,731	2,409,175	1996	1,975,888	2,030,978	4,006,866
1971	1,261,589	1,186,238	2,447,827	1997	2,046,781	2,115,796	4,162,577
1972	1,469,247	1,261,515	2,730,762	1998	2,450,451	2,235,431	4,685,882
1973	1,394,004	1,239,188	2,633,192	1999	2,706,017	2,056,636	4,762,653
1974	1,090,728	1,214,237	2,304,965	2000	3,056,139	2,446,596	5,502,735
1975	858,002	1,161,573	2,019,575	2001	2,904,820	2,344,425	5,248,705
1976	886,146	1,211,254	2,097,400	2002	2,517,357	2,241,224	4,758,581
1977	1,109,560	1,505,319	2,614,879	2003	2,454,241	2,223,645	4,677,886
1978	1,126,145	1,417,063	2,543,208	2004	3,087,872	2,461,031	5,548,903
1979	1,900,312	1,588,414	3,488,726	2005	2,804,760	2,451,857	5,256,617
1980	2,278,217	1,838,719	4,116,936	2006	3,022,763	2,550,582	5,573,345
1981	1,321,282	1,168,379	2,489,661	2007	3,020,405	2,647,485	5,667,890
1982	1,558,555	1,585,541	3,144,096	2008	2,779,487	2,607,999	5,387,486
1983	1,351,962	1,640,827	2,992,789	2009	2,521,076	2,483,853	5,004,929
1984	1,229,862	1,526,616	2,756,478	2010	2,331,490	2,581,130	4,912,620
1985	1,184,314	1,645,925	2,830,239	2011	2,067,016	2,315,654	4,382,670
1986	1,734,276	1,816,220	3,550,496	2012	1,607,733	2,487,476	4,095,209
1987	1,909,902	1,894,294	3,804,196	2013	1,656,443	2,236,523	3,892,966
TOTALS	89,044,434	89,071,828	180,385,722				

MONTHLY ATTENDANCE RECORDS

April	514,389	2006	16 dates
May	641,054	2004	17 dates
June	617,990	2008	16 dates
July	603,102	2001	16 dates
August	572,262	2000	16 dates
September	573,129	2000	16 dates
October	154,886	1999	3 dates

ASTROS HISTORY & RECORDS

TEAM SERIES ATTENDANCE RECORDS

TEAM	2-GAME SERIES	3-GAME SERIES	4-GAME SERIES
Arizona	55,846 July 21-22, 1999	128,454 July 28-30, 2006	143,090 July 26-29, 2004
Atlanta	64,808 August 25-26, 1998	130,458 September 28-20, 2007	170,447 July 18-21, 1996
Baltimore	--	78,140 June 3-5, 2003	--
Boston	--	127,466 June 27-29, 2008	130,658 April 25-28, 2013
Chicago (AL)	--	119,604 June 2-4, 2000	81,744 June 14-17, 2013
Chicago (NL)	58,035 May 6-7, 2009	155,697 September 25-27, 1998	172,390 July 21-23, 2001
Cincinnati	106,279 September 28-29, 1999	133,079 September 21-23, 1979	167,915 May 12-15, 2000
Cleveland	--	125,708 July 18-20, 1999	82,696 September 19-22, 2013
Colorado	54,209 July 20-21, 1998	128,072 October 1-3, 2004	163,729 June 28-July 1, 2007
Detroit	--	110,291 July 15-17, 1999	77,837 May 2-5, 2013
Florida/Miami	68,771 April 16-17, 2007	116,519 August 27-29, 1999	129,240 September 12-15, 2005
Kansas City	--	118,827 July 7-9, 2000	--
Los Angeles (AL)	--	122,367 June 18-20, 2004	140,013 May 31-June 3, 2013
Los Angeles (NL)	72,178 September 9-10, 1980	154,886 October 1-3, 1999	167,072 August 5-8, 1988
Milwaukee	58,292 April 20-21, 2005	125,250 August 10-12, 2007	143,546 September 6-9, 2001
Minnesota	50,325 June 22-23, 1998	109,725 June 20-22, 2006	--
New York (AL)	--	129,669 June 13-15, 2008	--
New York (NL)	51,878 May 13-14, 1987	121,784 September 1-3, 2006	172,835 July 28-31, 2005
Oakland	--	110,272 June 12-14, 2007	66,235 September 5-8, 2013
Philadelphia	30,486 May 27-28, 1969	123,604 September 15-17, 2006	156,154 May 22-25, 2008
Pittsburgh	52,071 June 18-19, 1965	128,035 June 20-22, 1980	150,685 September 14-17, 2000
St. Louis	88,149 July 9-10, 2013	157,017 September 11-13, 1998	169,840 July 6-9, 2006
San Diego	62,034 April 21-22, 2008	129,973 August 11-13, 2006	155,715 July 26-29, 2007
San Francisco	70,419 September 24-25, 1986	130,922 October 2-4, 2001	135,447 May 12-15, 2005
Seattle	--	121,315 June 15-17, 2007	74,360 Aug. 29-Sept. 1, 2013
Tampa Bay	--	90,180 May 21-23, 2010	66,966 July 1-4, 2013
Texas	81,179 June 28-29, 2002	129,725 June 15-17, 2001	98,629 Aug. 9-12, 2013
Toronto	--	94,116 June 10-12, 2005	114,227 July 25-28, 2013
Washington*	45,471 May 13-14, 1980	117,783 August 4-6, 2006	132,877 August 20-23, 2007

*-includes franchise history as Montreal Expos.

ASTROS HISTORY & RECORDS

ASTROS ATTENDANCE RECORDS IN HOUSTON

	Largest	Smallest	Largest Season
Arizona	43,386 - 7/29/06	14,923 - 8/19/12	134,681 - 1999
Atlanta	51,526 - 5/16/98	2,600 - 10/1/85	252,479 - 2000
Baltimore	26,883 - 6/5/03	14,644 - 6/6/13	78,140 - 2003
Boston	43,073 - 6/28/08	21,220 - 8/6/13	127,466 - 2008
Chicago (AL)	41,117 - 6/4/00	13,870 - 6/17/13	119,604 - 2000
Chicago (NL)	52,199 - 8/16/98	3,427 - 6/9/75	421,765 - 2001
Cincinnati	54,037 - 9/28/99	3,317 - 9/4/73	323,617 - 1980
Cleveland	50,299 - 7/18/99	17,241 - 4/19/13	125,708 - 1999
Colorado	43,279 - 10/2/04	11,974 - 5/28/13	167,297 - 1994
Detroit	41,177 - 7/17/99	16,624 - 5/2/13	110,291 - 1999
Florida/Miami	43,666 - 4/3/06	11,238 - 6/5/95	148,162 - 1996
Kansas City	42,585 - 7/8/00	12,302 - 5/22/13	118,827 - 2000
Los Angeles (AL)	42,449 - 6/19/04	12,906 - 5/8/13	173,703 - 2013
Los Angeles (NL)	52,062 - 10/2/99	5,323 - 9/25/64	347,332 - 1965
Milwaukee	43,578 - 8/12/07	13,330 - 6/18/13	368,853 - 2004
Minnesota	43,769 - 6/22/06	13,500 - 9/3/13	106,395 - 2000
New York (AL)	43,409 - 6/14/08	27,486 - 9/27/13	129,669 - 2008
New York (NL)	44,540 - 4/26/80	1,638 - 9/8/62	256,403 - 1965
Oakland	42,024 - 6/14/07	15,907 - 5/24/13	181,121 - 2013
Philadelphia	52,071 - 8/7/98	0 - 5/12/95	228,899 - 1965
Pittsburgh	48,176 - 4/21/79	2,782 - 9/26/63	362,542 - 2004
St. Louis	52,493 - 9/12/98	2,551 - 4/23/63	331,409 - 2004
San Diego	43,591 - 8/12/06	3,044 - 9/7/74	226,301 - 1999
San Francisco	49,035 - 6/19/93	3,621 - 9/9/85	282,319 - 1989
Seattle	42,019 - 6/17/07	11,686 - 4/24/13	212,382 - 2013
Tampa Bay	33,778 - 5/22/10	12,722 - 7/1/13	90,180 - 2010
Texas	43,277 - 6/17/01	15,831 - 4/3/13	245,651 - 2013
Toronto	34,925 - 6/11/05	21,186 - 8/23/13	94,116 - 2005
Washington/Montreal	46,215 - 4/29/78	6,195 - 6/13/77	182,989 - 1999

ASTROS ATTENDANCE RECORDS ON THE ROAD

	Largest	Smallest	Largest Season
Arizona	44,076 - 9/6/98	17,448 - 8/8/11	251,765 - 1998
Atlanta	49,402 - 5/24/94	737 - 9/8/75	362,889 - 1992
Baltimore	31,547 - 6/15/05	23,197 - 6/13/05	79,339 - 2005
Boston	36,527 - 4/28/13	29,312 - 4/26/13	130,658 - 2013
Chicago (AL)	38,576 - 6/25/06	11,836 - 6/8/99	103,261 - 2007
Chicago (NL)	41,757 - 7/15/07	1,572 - 9/10/64	390,219 - 2004
Cincinnati	55,205 - 4/8/91	2,002 - 9/29/66	308,028 - 1977
Cleveland	43,222 - 6/26/98	43,031 - 7/16/00	129,391 - 1998
Colorado	60,864 - 6/12/93	19,226 - 5/13/09	303,666 - 1993
Detroit	40,315 - 5/15/13	10,871 - 6/9/98	107,534 - 2000
Florida/Miami	43,290 - 4/12/94	5,175 - 4/23/02	206,000 - 1993
Kansas City	30,033 - 7/10/99	14,951 - 7/8/01	73,586 - 2013
Los Angeles (AL)	43,520 - 4/13/13	30,010 - 6/3/13	373,549 - 2013
Los Angeles (NL)	55,992 - 5/9/06	8,928 - 8/27/68	467,781 - 1980
Milwaukee	44,613 - 6/1/08	3,913 - 5/22/00	371,008 - 2008
Minnesota	39,659 - 6/21/09	12,280 - 6/14/01	106,587 - 2009
New York (AL)	46,883 - 6/11/10	29,905 - 6/11/03	139,874 - 2010
New York (NL)	54,424 - 5/30/70	1,481 - 9/20/62	228,050 - 1986
Oakland	35,065 - 6/9/02	10,689 - 4/15/13	152,476 - 2013
Philadelphia	57,386 - 6/10/81	2,113 - 5/8/69	206,106 - 1977
Pittsburgh	54,399 - 4/4/00	1,951 - 9/29/67	294,475 - 2001
St. Louis	48,787 - 5/20/88	4,348 - 9/21/65	372,220 - 2009
San Diego	60,516 - 7/31/91	1,413 - 9/11/73	224,047 - 2000
San Francisco	55,370 - 4/7/98	1,016 - 9/10/75	314,094 - 1989
Seattle	42,589 - 4/8/13	9,808 - 9/9/13	132,436 - 2013
Tampa Bay	29,953 - 6/21/08	13,347 - 7/12/13	64,472 - 2008
Texas	49,603 - 6/9/01	21,676 - 6/16/09	354,288 - 2013
Toronto	34,317 - 7/27/13	15,478 - 5/20/11	114,227 - 2013
Washington/Montreal	51,539 - 4/13/93	5,035 - 5/8/73	169,354 - 1979

HOME SERIES ATTENDANCE RECORDS

Total One Series	172,835	July 28-31, 2005	New York Mets
One-Day Series	42,652	April 12, 1965	Philadelphia
One-Game Series	42,652	April 12, 1965	Philadelphia
Two-Day Series	106,279	September 28-29, 1999	Cincinnati
Two-Game Series	106,279	September 29-29, 1999	Cincinnati
Three-Day Series	157,017	September 11-13, 1998	St. Louis
Three-Game Series	157,017	September 11-13, 1998	St. Louis
Four-Day Series	172,835	July 28-31, 2005	New York Mets
Four-Game Series	172,835	July 28-31, 2005	New York Mets
Five-Game Series*	101,566	May 26-29, 1966	Pittsburgh

*Includes one DH

ASTROS HISTORY & RECORDS

TOP 25 REGULAR SEASON HOME CROWDS

1.	54,037	September 28, 1999	Cincinnati
2.	52,493	September 12, 1998	St. Louis
3.	52,338	September 13, 1998	St. Louis
4.	52,242	September 29, 1999	Cincinnati
5.	52,199	August 16, 1998	Chicago (NL)
6.	52,186	September 11, 1998	St. Louis
7.	52,071	August 7, 1998	Philadelphia
8.	52,062	October 2, 1999	Los Angeles
9.	52,033	October 3, 1999	Los Angeles
10.	52,010	September 11, 1999	Chicago (NL)
11.	52,003	August 15, 1998	Chicago (NL)
12.	51,950	September 26, 1998	Chicago (NL)
13.	51,916	September 27, 1998	Chicago (NL)
14.	51,877	September 12, 1999	Chicago (NL)
15.	51,831	September 25, 1998	Chicago (NL)
16.	51,668	April 6, 1999	Chicago (NL)
17.	51,526	May 16, 1998	Atlanta
18.	50,908	June 22, 1966	Los Angeles
19.	50,791	October 1, 1999	Los Angeles
20.	50,299	July 18, 1999	Cleveland
21.	50,136	July 3, 1965	Los Angeles
22.	50,016	April 30, 1994	St. Louis
23.	49,674	July 20, 1996	Atlanta
24.	49,442	September 5, 1965	Los Angeles
25.	49,035	June 19, 1993	San Francisco

TOP 10 POSTSEASON HOME CROWDS

1.	53,688	October 3, 1997	Atlanta	Game 3 Division Series
2.	50,080	September 29, 1998	San Diego	Game 1 Division Series
3.	48,625	October 8, 1999	Atlanta	Game 3 Division Series
4.	48,553	October 9, 1999	Atlanta	Game 4 Division Series
5.	45,718	October 15, 1986	New York	Game 6 NLCS
6.	45,550	October 1, 1998	San Diego	Game 2 Division Series
7.	44,952	October 11, 1980	Philadelphia	Game 4 NLCS
8.	44,836	October 6, 1981	Los Angeles	Game 1 Division Playoff
9.	44,802	October 12, 1980	Philadelphia	Game 5 NLCS
10.	44,443	October 10, 1980	Philadelphia	Game 3 NLCS

TOP 10 MINUTE MAID PARK CROWDS

1.	43,836	April 5, 2010	San Francisco	Opening Day 2010
2.	43,827	April 6, 2009	Chicago (NL)	Opening Day 2009
3.	43,823	September 30, 2007	Atlanta	Craig Biggio's final game
4.	43,803	April 2, 2007	Pittsburgh	Opening Day 2007
5.	43,769	June 22, 2006	Minnesota	Roger Clemens returns from retirement
6.	43,734	October 4, 2001	San Francisco	Barry Bonds goes for home run record
7.	43,704	September 24, 2006	St. Louis	final home game of 2006; Astros make run at playoffs
8.	43,666	April 3, 2006	Florida	Opening Day 2006
9.	43,630	October 3, 2001	San Francisco	Barry Bonds goes for home run record
10.	43,624	September 29, 2007	Atlanta	Craig Biggio's second to last game

ASTROS HISTORY & RECORDS

HOUSTON OPENING DAY GAMES

TOTAL: 24-28
AT HOUSTON: 19-19
ROAD: 5-9

YEAR	SITE	SCORE	WINNING PITCHER	LOSING PITCHER	ATTEN.
1962	Houston	Houston 11, Chicago 2	SHANTZ	Cardwell	25,323
1963	Houston	SF 9, Houston 2	Sanford	Farrell	19,591
1964	Cincinnati	Houston 6, Cincinnati 3	Johnson	Maloney	27,878
1965	Houston	Phil. 2, Houston 0	SHORT	Bruce	42,652
1966	Los Angeles	Los Angeles 3, Houston 2	OSTEEN	Roberts, R.	34,520
1967	Houston	Houston 6, Atlanta 1	CUELLAR	Kelley	26,001
1968	Houston	Houston 5, Pittsburgh 4	DIERKER	Pizarro	21,320
1969	San Diego	San Diego 2, Houston 1	SELMA	Wilson	23,370
1970	San Francisco	Houston 8, SF 5	Dierker	Perry	30,933
1971	Houston	Houston 5, Los Angeles 2	DIERKER	Singer	22,421
1972	Houston	SF 5, Houston 0	Marichal	Wilson	23,021
1973	Atlanta	Houston 2, Atlanta 1 (13)	Gladding	Upshaw	23,385
1974	San Francisco	SF 5, Houston 1	Bradley	Roberts, D.	17,527
1975	Houston	Houston 6, Atlanta 2	DIERKER	Niekro	14,959
1976	Cincinnati	Cincinnati 11, Houston 5	Nolan	Richard	52,949
1977	Houston	Houston 3, Atlanta 2 (11)	Forsch	Johnson	25,781
1978	Cincinnati	Cincinnati 11, Houston 9	Borbon	Richard	52,378
1979	Houston	Houston 2, Atlanta 1	Richard	Niekro, P.	29,658
1980	Houston	Houston 3, Los Angeles 2	Richard	Hooton	33,270
1981	Los Angeles	Los Angeles 2, Houston 0	VALENZUELA	Niekro	50,511
1982	Houston	St. Louis 14, Houston 3	Forsch	Ryan	33,521
1983	Houston	LA 16, Houston 7	Pena	LaCorte	27,343
1984	Houston	Montreal 4, Houston 2	Lea	Niekro	28,105
1985	Houston	Houston 2, Los Angeles 1	Ryan	Valenzuela	42,876
1986	Houston	SF 8, Houston 3	Krukow	Ryan	22,935
1987	Houston	Houston 4, Los Angeles 3	Scott	Hershiser	44,585
1988	Houston	Houston 6, San Diego 3	Scott	McCullers	39,906
1989	Houston	Houston 10, Atlanta 3	Scott	Smith, Z.	27,989
1990	Houston	Cincinnati 8, Houston 4 (11)	Myers	Kerfeld	38,324
1991	Cincinnati	Cincinnati 6, Houston 2	Browning	Scott	55,205
1992	Houston	Atlanta 2, Houston 0	GLAVINE	Harnisch	25,318
1993	Houston	Phil. 3, Houston 1	MULHOLLAND	Drabek	44,560
1994	Houston	Houston 6, Montreal 5 (12)	Edens	Shaw	43,438
1995	San Diego	Houston 10, SD 2	Drabek	Benes	38,124
1996	Houston	LA 4, Houston 3	Martinez, R.	Reynolds	34,375
1997	Houston	Houston 2, Atlanta 1	Reynolds	Smoltz	44,618
1998	Houston	SF 9, Houston 4 (13)	Johnstone	Nitkowski	43,776
1999	Houston	Houston 4, Chicago 2	Reynolds	Trachsel	51,668
2000	Pittsburgh	Houston 5, Pittsburgh 2	Reynolds	Schmidt	54,399
2001	Houston	Houston 11, Milwaukee 5	Elarton	Haynes	36,526
2002	Houston	Milwaukee 9, Houston 3	Sheets	Miller	42,262
2003	Houston	Houston 10, Colorado 4	Oswalt	Jennings	43,241
2004	Houston	San Francisco 5, Houston 4	Rodriguez	Dotel	43,351
2005	Houston	St. Louis 7, Houston 3	Carpenter	Oswalt	43,567
2006	Houston	Houston 1, Florida 0	Oswalt	Johnson	43,666
2007	Houston	Pittsburgh 4, Houston 2	Capps	Qualls	43,803
2008	San Diego	San Diego 4, Houston 0	Peavy	Oswalt	44,965
2009	Houston	Chicago 4, Houston 2	Zambrano	Oswalt	43,827
2010	Houston	San Francisco 5, Houston 2	Lincecum	Oswalt	43,836*
2011	Philadelphia	Philadelphia 5, Houston 4	Baez	Lyon	45,237
2012	Houston	Colorado 5, Houston 3	Guthrie	W. Rodriguez	43,464
2013	Houston	Houston 8, Texas 2	Norris	Harrison	41,307

*set a new Minute Maid Park attendance record (regular or postseason)

OPENING DAY START LEADERS

POS	NAME	# of starts (last)	POS	NAME	# of starts (last)
C	Brad Ausmus	9 (2008)	LF	Jose Cruz	8 (1987)
1B	Jeff Bagwell	15 (2005)	CF	Cesar Cedeno	9 (1981)
2B	Craig Biggio	14 (2007)	RF	Terry Puhl	8 (1988)
3B	Ken Caminiti	8 (2000)	P	Roy Oswalt	8 (2010)
SS	Roger Metzger	8 (1978)			

ASTROS HISTORY & RECORDS

HOUSTON OPENING DAY LINEUPS (1962-1985)

1962

Aspromonte.....	5
Spangler.....	8
Mejias.....	9
Larker.....	3
Pendleton.....	7
Smith.....	2
Amalfitano.....	4
Buddin.....	6
Shantz.....	1

1963

Fazio.....	4
Spangler.....	7
Runnells.....	3
Staub.....	9
Aspromonte.....	5
Goss.....	8
Campbell.....	2
Lillis.....	6
Farrell.....	1

1964

Kasko.....	6
Fox.....	4
Runnel.....	3
Bond.....	7
Staub.....	9
Wynn.....	8
Aspromonte.....	5
Bateman.....	2
Johnson.....	1

1965

Lillis.....	6
Morgan.....	4
Wynn.....	8
Bond.....	3
Aspromonte.....	5
Beauchamp.....	7
Gaines.....	9
Bateman.....	2
Bruce.....	1

1966

May.....	7
Jackson.....	6
Wynn.....	8
Nicholson.....	9
Morgan.....	4
Aspromonte.....	5
Harrison.....	3
Bateman.....	2
Roberts, R.....	1

1967

Jackson.....	6
Morgan.....	4
Pointer.....	7
Wynn.....	8
Aspromonte.....	5
Staub.....	9
Mathews.....	3
Bateman.....	2
Cuellar.....	1

1968

Davis.....	8
Morgan.....	4
King.....	2
Staub.....	3
Wynn.....	7
Miller.....	9
Aspromonte.....	5
Torres.....	6
Dierker.....	1

1969

Alou.....	9
Morgan.....	4
Miller.....	8
Rader.....	5
Blefary.....	3
Watson.....	7
Menke.....	6
Edwards.....	2
Wilson.....	1

1970

Morgan.....	4
Pepitone.....	9
Wynn.....	8
Mayberry.....	3
Menke.....	6
Davis.....	7
Rader.....	5
Edwards.....	2
Dierker.....	1

1971

Cedeno.....	9
Morgan.....	4
Wynn.....	8
Watson.....	7
Menke.....	3
Rader.....	5
Gaines.....	2
Metzger.....	6
Dierker.....	1

1972

Metzger.....	6
Cedeno.....	8
Wynn.....	9
May.....	3
Watson.....	7
Rader.....	5
Helms.....	4
Edwards.....	2
Wilson.....	1

1973

Wynn.....	9
Helms.....	4
Cedeno.....	8
Watson.....	7
May.....	3
Rader.....	5
Edwards.....	2
Metzger.....	6
Roberts, R.....	1

1974

Gross.....	9
Metzger.....	6
Cedeno.....	8
Watson.....	7
M. May.....	2
L. May.....	3
Rader.....	5
Helms.....	4
Roberts, D.....	1

1975

Cabell.....	7
Andrews.....	4
Cedeno.....	8
M. May.....	2
Johnson.....	3
Cruz.....	9
Rader.....	5
Metzger.....	6
Dierker.....	1

1976

Howard.....	7
Cabell.....	5
Cedeno.....	8
Watson.....	3
Johnson.....	2
Gross.....	9
Milbourne.....	4
Metzger.....	6
Richard.....	1

1977

Gonzalez.....	4
Cabell.....	5
Cruz.....	9
Watson.....	3
Crawford.....	7
Ferguson.....	2
Gardner.....	8
Metzger.....	6
Richard.....	1

1978

Puhl.....	7
Cabell.....	5
Cedeno.....	8
Cruz.....	9
Watson.....	3
Ferguson.....	2
Howe.....	4
Metzger.....	6
Richard.....	1

1979

Puhl.....	9
Reynolds.....	6
Cedeno.....	8
Cruz.....	7
Cabell.....	5
Watson.....	3
Howe.....	4
Ashby.....	2
Richard.....	1

1980

Puhl.....	9
Reynolds.....	6
Cedeno.....	8
Morgan.....	4
Cruz.....	7
Cabell.....	5
Howe.....	3
Ashby.....	2
Richard.....	1

1981

Puhl.....	9
Reynolds.....	6
Cedeno.....	8
Cruz.....	7
Howe.....	5
Roberts.....	3
Thon.....	4
Pujols.....	2
Niekro.....	1

1982

Puhl.....	9
Scott.....	8
Garner.....	4
Cruz.....	7
Ashby.....	2
Knight.....	5
Howe.....	3
Reynolds.....	6
Ryan.....	1

1983

Moreno.....	8
Doran.....	4
Thon.....	6
Garner.....	5
Cruz.....	7
Knight.....	3
Puhl.....	9
Pujols.....	2
Niekro.....	1

1984

Doran.....	4
Puhl.....	9
Thon.....	6
Cruz.....	7
Mumphrey.....	8
Knight.....	3
Walling.....	5
Ashby.....	2
Niekro.....	1

1985

Thon.....	6
Cabell.....	3
Garner.....	5
Cruz.....	7
Mumphrey.....	8
Puhl.....	9
Ashby.....	2
Doran.....	4
Ryan.....	1

ASTROS HISTORY & RECORDS

HOUSTON OPENING DAY LINEUPS (1986-2009)

1986

Bullock.....	7
Doran.....	4
Walling.....	5
Davis.....	3
Bailey.....	2
Bass.....	9
Walker.....	8
Thon.....	6
Ryan.....	1

1987

Doran.....	4
Hatcher.....	8
Cruz.....	7
Davis.....	3
Bass.....	9
Ashby.....	2
Reynolds.....	6
Garner.....	5
Scott.....	1

1988

Young.....	8
Hatcher.....	7
Doran.....	4
Davis.....	3
Walling.....	5
Ashby.....	2
Puhl.....	9
Ramirez.....	6
Scott.....	1

1989

Young.....	8
Ramirez.....	6
Hatcher.....	7
Davis.....	3
Bass.....	9
Doran.....	4
Caminiti.....	5
Biggio.....	2
Scott.....	1

1990

Young.....	8
Biggio.....	2
Doran.....	4
Davis.....	3
Wilson.....	9
Anthony.....	7
Caminiti.....	5
Ramirez.....	6
Scott.....	1

1991

Yelding.....	6
Finley.....	8
Biggio.....	2
Gonzalez.....	7
Caminiti.....	5
Bagwell.....	3
Rhodes.....	9
McLemore.....	4
Scott.....	1

1992

Biggio.....	4
Doran.....	8
Bagwell.....	3
Incaviglia.....	9
Caminiti.....	5
Gonzalez.....	7
Servais.....	2
Cedeno.....	6
Harnsich.....	1

1993

Biggio.....	4
Finley.....	8
Bagwell.....	3
Anthony.....	9
Caminiti.....	5
Gonzalez.....	7
Cedeno.....	6
Taubensee.....	2
Drabek.....	1

1994

Mouton.....	9
Finley.....	8
Biggio.....	4
Bagwell.....	3
Gonzalez.....	7
Caminiti.....	5
Servais.....	2
Cedeno.....	6
Harnisch.....	1

1995

Biggio.....	4
Gonzalez.....	7
Bagwell.....	3
Bell.....	8
Plantier.....	9
Magadan.....	5
Servais.....	2
Miller.....	6
Drabek.....	1

1996

Hunter.....	8
Biggio.....	4
Bagwell.....	3
Bell.....	9
May.....	7
Berry.....	5
Wilkins.....	2
Miller.....	6
Reynolds.....	1

1997

Biggio.....	4
Listach.....	6
Bagwell.....	3
Bell.....	8
Gonzalez.....	7
Berry.....	5
Abreu.....	9
Ausmus.....	2
Reynolds.....	1

1998

Biggio.....	4
Bell.....	9
Bagwell.....	3
Berry.....	5
Alou.....	7
Hidalgo.....	8
Gutierrez.....	6
Ausmus.....	2
Reynolds.....	1

1999

Biggio.....	4
Bell.....	9
Bagwell.....	3
Caminiti.....	5
Everett.....	8
Hidalgo.....	7
Eusebio.....	2
Gutierrez.....	6
Reynolds.....	1

2000

Biggio.....	4
Spiers.....	7
Bagwell.....	3
Caminiti.....	5
Alou.....	9
Hidalgo.....	8
Eusebio.....	2
Bogar.....	6
Reynolds.....	1

2001

Lugo.....	6
Biggio.....	4
Bagwell.....	3
Berkman.....	7
Hidalgo.....	8
Ward.....	9
Ausmus.....	2
Truby.....	5
Elarton.....	1

2002

Biggio.....	4
Zaun.....	2
Bagwell.....	3
Berkman.....	8
Hidalgo.....	9
Ward.....	7
Ensberg.....	5
Everett.....	6
Miller.....	1

2003

Biggio.....	8
Blum.....	5
Bagwell.....	3
Berkman.....	7
Kent.....	4
Hidalgo.....	9
Ausmus.....	2
Lugo.....	6
Oswalt.....	1

2004

Biggio.....	8
Everett.....	6
Bagwell.....	3
Kent.....	4
Hidalgo.....	9
Berkman.....	7
Ensberg.....	5
Ausmus.....	2
Oswalt.....	1

2005

Everett.....	6
Biggio.....	4
Bagwell.....	3
Ensberg.....	5
Scott.....	7
Lane.....	9
Ausmus.....	2
Taveras.....	8
Oswalt.....	1

2006

Biggio.....	4
Taveras.....	8
Berkman.....	3
Ensberg.....	5
Wilson.....	7
Lane.....	9
Ausmus.....	2
Everett.....	6
Oswalt.....	1

2007

Biggio.....	4
Everett.....	6
Berkman.....	3
Lee.....	7
Ensberg.....	5
Scott.....	9
Burke.....	8
Ausmus.....	2
Oswalt.....	1

2008

Bourn.....	8
Pence.....	9
Berkman.....	3
Lee.....	7
Tejada.....	6
Wigginton.....	5
Loretta.....	4
Ausmus.....	2
Oswalt.....	1

2009

Matsui.....	4
Rodriguez.....	2
Berkman.....	3
Lee.....	7
Tejada.....	6
Blum.....	5
Pence.....	9
Bourn.....	8
Oswalt.....	1

ASTROS HISTORY & RECORDS

HOUSTON OPENING DAY LINEUPS (2010-13)

2010	2011	2012	2013
Bourn8	Bourn8	Schafer8	Altuve.....4
Matsui4	Sanchez6	Altuve.....4	Wallace.....3
Pence9	Pence9	Martinez7	Carter.....7
Lee7	Lee7	Lee3	Pena.....DH
Blum3	Hall4	Bogusevic.....9	Maxwell.....8
Feliz5	Johnson5	Johnson5	Castro.....2
Towles2	Wallace.....3	Castro.....2	Dominguez.....5
Manzella6	Quintero2	Gonzalez.....6	Barnes.....9
Oswalt1	Myers.....1	Rodriguez.....1	Cedeno.....6

SINGLE-SEASON GAMES PLAYED LEADERS, BY POSITION

	CATCHER		1ST BASE		2ND BASE		3RD BASE	
1962	Smith	92	Larker	135	Amalfitano	110	Aspromonte	142
1963	Bateman	115	Staub	109	Fazio	84	Aspromonte	131
1964	Grote	98	Bond	76	Fox	115	Aspromonte	155
1965	Brand	102	Bond	74	Morgan	157	Aspromonte	146
1966	Bateman	121	Harrison	114	Morgan	117	Aspromonte	149
1967	Bateman	71	Mathews	79	Morgan	140	Aspromonte	133
1968	Bateman	108	Staub	147	Menke	119	Rader	86
1969	Edwards	151	Blefary	152	Morgan	132	Rader	154
1970	Edwards	139	Watson	83	Morgan	142	Rader	154
1971	Edwards	104	Menke	101	Morgan	157	Rader	135
1972	Edwards	105	May	146	Helms	139	Rader	152
1973	Jutze	86	May	144	Helms	145	Rader	152
1974	May	116	May	144	Helms	133	Rader	152
1975	May	102	Watson	118	Andrews	94	Rader	124
1976	Herrmann	79	Watson	155	Andrews	108	Cabell	143
1977	Ferguson	122	Watson	146	Howe	96	Cabell	144
1978	Pujols	55	Watson	128	Howe	107	Cabell	153
1979	Ashby	105	Cedeno	90	Landestoy	114	Cabell	132
1980	Ashby	114	Howe	76	Morgan	130	Cabell	149
1981	Ashby	81	Cedeno	45	Pittman	35	Howe	98
1982	Ashby	95	Knight	96	Garner	136	Howe	72
1983	Ashby	85	Knight	143	Doran	153	Garner	154
1984	Bailey	108	Cabell	112	Doran	139	Garner	82
1985	Bailey	110	Davis	89	Doran	147	Garner	123
1986	Ashby	102	Davis	156	Doran	144	Walling	102
1987	Ashby	110	Davis	151	Doran	162	Walling	79
1988	Trevino	74	Davis	151	Doran	130	Bell	65
1989	Biggio	125	Davis	156	Doran	138	Caminiti	160
1990	Biggio	113	Davis	91	Doran	99	Caminiti	149
1991	Biggio	139	Bagwell	155	Candaele	109	Caminiti	152
1992	Taubensee	103	Bagwell	159	Biggio	161	Caminiti	129
1993	Taubensee	90	Bagwell	141	Biggio	155	Caminiti	143
1994	Servais	78	Bagwell	109	Biggio	113	Caminiti	108
1995	Eusebio	103	Bagwell	114	Biggio	141	Magadan	100
1996	Wilkins	82	Bagwell	162	Biggio	162	Berry	110
1997	Ausmus	129	Bagwell	159	Biggio	160	Berry	85
1998	Ausmus	124	Bagwell	147	Biggio	159	Spiers	99
1999	Eusebio	98	Bagwell	161	Biggio	155	Caminiti	75
2000	Meluskey	103	Bagwell	158	Biggio	100	Truby	74
2001	Ausmus	127	Bagwell	160	Biggio	154	Castilla	121
2002	Ausmus	129	Bagwell	153	Biggio	142	Blum	104
2003	Ausmus	143	Bagwell	158	Kent	128	Ensberg	111
2004	Ausmus	128	Bagwell	152	Kent	139	Ensberg	118
2005	Ausmus	134	Berkman	96	Biggio	141	Ensberg	148
2006	Ausmus	138	Berkman	112	Biggio	129	Ensberg	117
2007	Ausmus	114	Berkman	126	Biggio	114	Ensberg	68
2008	Ausmus	77	Berkman	152	Matsui	94	Wigginton	82
2009	Rodriguez	90	Berkman	131	Matsui	130	Blum	102
2010	Quintero	87	Berkman	85	Keppinger	126	Johnson	90
2011	Quintero	77	Wallace	96	Altuve	55	Johnson	101
2012	Castro	73	Lee	65	Altuve	142	Johnson	85
2013	Castro	98	Carter/Wallace	61	Altuve	145	Dominguez	149

ASTROS HISTORY & RECORDS

SINGLE-SEASON GAMES PLAYED LEADERS, BY POSITION

	SHORTSTOP	LEFT FIELD	CENTER FIELD	RIGHT FIELD
1962	Lillis..... 99	Spangler..... 92	Warwick..... 117	Mejias..... 142
1963	Lillis..... 124	Spangler..... 87	Goss..... 123	Warwick..... 114
1964	Kasko..... 128	Spangler..... 106	White..... 57	Gaines..... 81
1965	Lillis..... 104	Maye..... 91	Wynn..... 155	Staub..... 110
1966	Jackson..... 150	Maye..... 97	Wynn..... 104	Staub..... 105
1967	Jackson..... 128	Davis..... 64	Wynn..... 157	Staub..... 144
1968	Torres..... 127	Wynn..... 59	Wynn..... 91	Miller..... 65
1969	Menke..... 131	Alou..... 65	Wynn..... 149	Miller..... 97
1970	Menke..... 133	Wynn..... 66	Wynn..... 87	Alou..... 89
1971	Metzger..... 148	Watson..... 87	Cedeno..... 124	Wynn..... 72
1972	Metzger..... 153	Watson..... 143	Cedeno..... 137	Wynn..... 136
1973	Metzger..... 149	Watson..... 142	Cedeno..... 136	Wynn..... 127
1974	Metzger..... 142	Gross..... 143	Cedeno..... 157	Watson..... 140
1975	Metzger..... 126	Gross..... 61	Cedeno..... 130	Cruz..... 68
1976	Metzger..... 150	Cruz..... 84	Cedeno..... 146	Gross..... 115
1977	Metzger..... 96	Puhl..... 50	Cedeno..... 137	Cruz..... 154
1978	Sexton..... 58	Walling..... 67	Puhl..... 106	Cruz..... 152
1979	Reynolds..... 143	Cruz..... 156	Puhl..... 110	Leonard..... 100
1980	Reynolds..... 135	Cruz..... 158	Cedeno..... 136	Puhl..... 107
1981	Reynolds..... 85	Cruz..... 104	Scott..... 55	Puhl..... 71
1982	Thon..... 119	Cruz..... 155	Scott..... 125	Puhl..... 123
1983	Thon..... 154	Cruz..... 160	Moreno..... 97	Puhl..... 118
1984	Reynolds..... 143	Cruz..... 160	Mumphrey..... 137	Puhl..... 127
1985	Reynolds..... 102	Cruz..... 136	Bass..... 105	Mumphrey..... 68
1986	Thon..... 104	Cruz..... 134	Hatcher..... 95	Bass..... 133
1987	Reynolds..... 128	Cruz..... 97	Hatcher..... 94	Bass..... 156
1988	Ramirez..... 154	Hatcher..... 124	Young..... 145	Bass..... 147
1989	Ramirez..... 149	Hatcher..... 96	Young..... 143	Puhl..... 66
1990	Ramirez..... 129	Stubbs..... 67	Yelding..... 84	Wilson..... 93
1991	Yelding..... 72	Gonzalez..... 133	Finley..... 124	Finley..... 72
1992	Cedeno..... 70	Gonzalez..... 111	Finley..... 160	Anthony..... 113
1993	Cedeno..... 149	Gonzalez..... 149	Finley..... 140	Anthony..... 121
1994	Cedeno..... 95	Gonzalez..... 111	Finley..... 92	Mouton..... 80
1995	Miller..... 89	Gonzalez..... 55	Hunter..... 74	Bell..... 82
1996	Miller..... 116	May..... 70	Hunter..... 127	Bell..... 157
1997	Bogar..... 80	Gonzalez..... 146	Carr..... 89	Bell..... 89
1998	Gutierrez..... 141	Alou..... 152	Everett..... 121	Bell..... 154
1999	Bogar..... 90	Hidalgo..... 97	Everett..... 118	Bell..... 126
2000	Bogar..... 95	Alou..... 59	Hidalgo..... 125	Alou..... 64
2001	Lugo..... 133	Berkman..... 128	Hidalgo..... 128	Alou..... 130
2002	Lugo..... 84	Ward..... 128	Berkman..... 122	Hidalgo..... 110
2003	Everett..... 128	Berkman..... 153	Biggio..... 150	Hidalgo..... 137
2004	Everett..... 99	Biggio..... 83	Beltran..... 89	Berkman..... 90
2005	Everett..... 150	Burke..... 83	Taveras..... 148	Lane..... 137
2006	Everett..... 149	Wilson..... 94	Taveras..... 138	Lane..... 89
2007	Loretta..... 72	Lee..... 157	Pence..... 95	Scott..... 101
2008	Tejada..... 157	Lee..... 110	Bourn..... 130	Pence..... 156
2009	Tejada..... 158	Lee..... 154	Bourn..... 154	Pence..... 157
2010	Manzella..... 82	Lee..... 133	Bourn..... 138	Pence..... 155
2011	Barnes..... 122	Lee..... 80	Bourn..... 103	Pence..... 100
2012	Lowrie..... 85	J.Martinez..... 97	Schafer..... 81	Bogusevic..... 74
2013	Villar..... 58	J.Martinez..... 50	Barnes..... 116	Hoes..... 44

FRANCHISE SINGLE-SEASON LEADERS BY POSITION

Pos.	Player	HR	Year	Player	RBI	Year	Player	Avg.	Year
P	Dave Giusti	3	1967	Shane Reynolds	14	1999	Mike Hampton	.324	2009
C	Jason Castro	18	2013	John Bateman	70	1966	Joe Ferguson	.257	2013
1B	Jeff Bagwell	47	2000	Lance Berkman	136	2006	Jeff Bagwell	.368	1994
2B	Jeff Kent	27	2004	Jeff Kent	107	2004	Craig Biggio	.325	1998
SS	Dickie Thon	20	1983	Denis Menke	92	1970	Miguel Tejada	.313	2009
3B	Morgan Ensberg	36	2005	Morgan Ensberg	101	2005	Ray Knight	.304	1984
LF	Moises Alou	38	1998	Moises Alou	124	1998	Moises Alou	.355	1998
CF	Jimmy Wynn	37	1967	Carl Everett	108	1999	Carl Everett	.325	1999
RF	Richard Hidalgo	44	2000	Richard Hidalgo	122	2000	Derek Bell	.334	1995

ASTROS HISTORY & RECORDS

BASEBALL WRITERS ASSOCIATION OF AMERICA AWARDS

As voted by the Houston Chapter of BBWAA

ASTROS MOST VALUABLE PLAYER

1962	Bob Lillis
1963	Hal Woodeshick
1964	Bob Aspromonte
1965	Jimmy Wynn
1966	Rusty Staub
1967	Rusty Staub
1968	Denis Menke
1969	Larry Dierker
1970	Joe Morgan
1971	Don Wilson
1972	Cesar Cedeno
1973	Roger Metzger
1974	Greg Gross
1975	Bob Watson
1976	J.R. Richard
1977	Jose Cruz
1978	Enos Cabell
1979	Joe Niekro
1980	Jose Cruz
1981	Nolan Ryan
1982	Ray Knight
1983	Jose Cruz
1984	Jose Cruz
1985	Bill Doran
1986	Mike Scott
1987	Bill Doran
1988	Glenn Davis
1989	Mike Scott
1990	Danny Darwin
1991	Jeff Bagwell
1992	Doug Jones
1993	Jeff Bagwell
1994	Jeff Bagwell
1995	Craig Biggio
1996	Jeff Bagwell
1997	Craig Biggio
1998	Craig Biggio
1999	Jeff Bagwell
2000	Jeff Bagwell
2001	Lance Berkman
2002	Lance Berkman
2003	Richard Hidalgo
2004	Lance Berkman
2005	Morgan Ensberg
2006	Lance Berkman
2007	Carlos Lee
2008	Lance Berkman
2009	Michael Bourn
2010	Hunter Pence
2011	Hunter Pence
2012	Jose Altuve
2013	Jason Castro

DARRYL KILE GOOD GUY OF THE YEAR

Honoring an Astros player who exhibits "character and decency toward teammates, media and fans."

2002	Jeff Bagwell
2003	Roy Oswalt
2004	Morgan Ensberg
2005	Brad Lidge
2006	Lance Berkman
2007	Woody Williams
2008	Hunter Pence
2009	Brian Moehler
2010	Geoff Blum
2011	Jason Bourgeois
2012	Jason Castro
2013	Carlos Corporan

ASTROS PITCHER OF THE YEAR

Award started with the 1997 season

1997	Darryl Kile
1998	Shane Reynolds
1999	Mike Hampton
2000	Scott Elarton
2001	Wade Miller
2002	Roy Oswalt
2003	Billy Wagner
2004	Roger Clemens
2005	Andy Pettitte
2006	Roy Oswalt
2007	Roy Oswalt
2008	Jose Valverde
2009	Wandy Rodriguez
2010	Brett Myers
2011	Wandy Rodriguez
2012	Wilton Lopez
2013	Brett Oberholzer

ASTROS ROOKIE OF THE YEAR

Award started with the 1994 season

1994	John Hudek
1995	Brian Hunter
1996	Billy Wagner
1997	Chris Holt
1998	Scott Elarton
1999	Daryle Ward
2000	Mitch Meluskey
2001	Roy Oswalt
2002	Ricky Stone
2003	Brad Lidge
2004	Chad Qualls
2005	Willy Taveras
2006	Luke Scott
2007	Hunter Pence
2008	Wesley Wright
2009	Jeff Fulchino
2010	Chris Johnson
2011	J.D. Martinez
2012	Lucas Harrell
2013	Jarred Cosart

FRED HARTMAN AWARD

For Long and Meritorious Service

1985	Donald Davidson
1986	Fred Hartman
1987	Gene Elston
1988	Jim "Doc" Ewell
1989	Vivian Smith
1990	Allen Russell
1991	Clark Nealon
1992	Bob Green
1993	Tal Smith
1994	Billy Joe Bowman
1995	Larry Dierker
1996	Bob Watson
1997	Bill Virdon
1998	Dennis Liborio
1999	Mickey Herskovitz
2000	Milo Hamilton
2001	Wayne Graham
2002	Harry Shattuck
2003	Charlie Maiorana
2004	Gerry Hunsicker
2005	Gene Coleman
2006	Dan Cunningham
2007	Jackie Moore
2008	Neil Hohlfield
2009	Ivy McEmore
2010	Barry Waters
2011	Bill Brown
2012	Rene' Cardenas
2013	Steve Perry

ASTROS HISTORY & RECORDS

RAWLINGS GOLD GLOVE WINNERS

1970	Doug Rader	third base
1971	Doug Rader	third base
1972	Doug Rader	third base
	Cesar Cedeno	outfield
1973	Doug Rader	third base
	Cesar Cedeno	outfield
	Roger Metzger	shortstop
1974	Doug Rader	third base
	Cesar Cedeno	outfield
1975	Cesar Cedeno	outfield
1976	Cesar Cedeno	outfield
1994	Jeff Bagwell	first base
	Craig Biggio	second base
1995	Craig Biggio	second base
1996	Craig Biggio	second base
1997	Craig Biggio	second base
2001	Brad Ausmus	catcher
2002	Brad Ausmus	catcher
2006	Brad Ausmus	catcher
2009	Michael Bourn	outfield
2010	Michael Bourn	outfield

ASTROS PLAYERS OF THE MONTH

Bob Watson	May 1972
Cesar Cedeno	June 1972
Bob Watson	May 1975
Cesar Cedeno	Sept. 1977
Art Howe	May 1981
Jose Cruz	July 1984
Kevin Bass	June 1986
Jeff Bagwell	May 1993
Jeff Bagwell	June 1994
Jeff Bagwell	July 1994
Jeff Bagwell	May 1996
Richard Hidalgo	Sept. 2000
Jeff Bagwell	July 2001
Lance Berkman	May 2004
Lance Berkman	May 2008

ASTROS PITCHERS OF THE MONTH

J.R. Richard	July 1978
Ken Forsch	April 1979
Joe Niekro	May 1979
Joaquin Andujar	June 1979
J.R. Richard	Sept. 1979
J.R. Richard	April 1980
Nolan Ryan	Aug. 1982
Nolan Ryan	May 1984
Mike Scott	June 1989
Danny Darwin	July 1990
Darryl Kile*	June 1993
Doug Drabek	May 1994
Darryl Kile	July 1997
Randy Johnson	Aug. 1998
Randy Johnson	Sept. 1998
Wade Miller	April 2001
Roy Oswalt	Aug. 2002
Roger Clemens	April 2004
Andy Pettitte	July 2005
Andy Pettitte	Sept. 2005
Roy Oswalt	Sept. 2006
Wandy Rodriguez	July 2009

* - shared award

ASTROS AWARD WINNERS

CY YOUNG

Mike Scott	1986
Roger Clemens	2004

JACKIE ROBINSON ROOKIE OF THE YEAR

Jeff Bagwell	1991
--------------	------

MANAGER OF THE YEAR

Bill Virdon	1980
Hal Lanier	1986
Larry Dierker	1998

MOST VALUABLE PLAYER

Jeff Bagwell	1994
--------------	------

SPORTING NEWSNL ROOKIE OF THE YEAR

Joe Morgan	1965
Greg Gross	1973
Jeff Bagwell	1991
Roy Oswalt (NL Rookie Pitcher of the Year)	2001
Willy Taveras	2005

SPORTING NEWSNL SILVER SLUGGER (Est. 1980)

Dickie Thon	1983 (SS)
Jose Cruz	1983, 1984 (OF)
Glenn Davis	1986 (1B)
Craig Biggio	1989 (C) 1994, 1995, 1997, 1998 (2B)
Jeff Bagwell	1994, 1997, 1999 (1B)
Moises Alou	1998 (OF)
Mike Hampton	1999 (P)
Morgan Ensberg	2005 (3B)
Carlos Lee	2007 (LF)

ROBERTO CLEMENTE AWARD

Craig Biggio	2007
--------------	------

ASTROS NL ROOKIE OF THE MONTH

Roy Oswalt	August 2001
Kirk Saarloos	July 2002
Hunter Pence	May 2007

ASTROS NL PLAYERS OF THE WEEK

Morgan Ensberg	June 2-8, 2003
Richard Hidalgo	April 5-11, 2004
Roy Oswalt	June 21-27, 2004*
Carlos Beltran	Aug. 23-29, 2004
Morgan Ensberg	June 27-July 3, 2005
Hunter Pence	May 14-20, 2007*
Craig Biggio	June 25-July 1, 2007
Lance Berkman	April 21-27, 2008
Lance Berkman	May 5-11, 2008
Carlos Lee	Aug. 4-10, 2008
Ty Wigginton	Aug. 11-17, 2008*
Roy Oswalt	Sept. 1-7, 2008*
Miguel Tejada	May 18-24, 2009
Hunter Pence	Aug. 30-Sept. 5, 2010
Jason Castro	May 20-26, 2013
Jason Castro	Aug. 19-25, 2013

* - shared award

ASTROS HISTORY & RECORDS

HOUSTON ALL-STAR GAME SELECTIONS

PITCHERS

		IP	H	R	ER	BB	SO
1962	Dick Farrell	1.0	3	3	3	1	2
1963	Hal Woodeshick	2.0	1	0	0	1	3
1964	Dick Farrell	2.0	2	1	1	1	1
1965	Dick Farrell	1.0	0	0	0	1	0
1966	Claude Raymond			(Did not play)			
1967	Mike Cueller	2.0	1	0	0	0	2
1969	Larry Dierker	0.1	1	0	0	0	0
1971	Larry Dierker			(Did not play - injured)			
	Don Wilson	2.0	0	0	0	1	2
1976	Ken Forsch	1.0	0	0	0	0	1
1977	Joaquin Andujar			(Did not play - injured)			
1979	Joaquin Andujar	2.0	2	2	2	1	0
	Joe Niekro			(Did not play)			
	Joe Sambito	0.2	0	0	0	1	0
1980	J.R. Richard*	2.0	1	0	0	2	3
1981	Bob Knepper	2.0	1	0	0	2	3
	Nolan Ryan	1.0	0	0	0	0	1
1983	Bill Dawley	1.1	1	0	0	0	1
1985	Nolan Ryan	3.0	2	0	0	2	2
1986	Mike Scott*	1.0	1	1	1	0	2
	Dave Smith			(Did not play)			
1987	Mike Scott*	2.0	1	0	0	0	1
1988	Bob Knepper	1.0	2	1	1	1	0
1989	Mike Scott			(Did not play - injured)			
1990	Dave Smith	0.2	1	0	0	2	1
1991	Pete Harnisch	1.0	2	0	0	0	1
1992	Doug Jones	1.0	4	3	3	0	2
1993	Darryl Kile			(Did not play - injured)			
1994	Doug Drabek	0.2	4	3	1	0	1
	John Hudek	0.2	1	2	2	1	1
1997	Darryl Kile			(Did not play)			
1999	Mike Hampton	0.2	0	0	0	0	0
	Jose Lima	1.0	1	0	0	0	0
	Billy Wagner	0.2	0	0	0	0	2
2000	Shane Reynolds			(Did not play)			
2001	Billy Wagner	0.1	0	0	0	0	0
2003	Billy Wagner	1.0	1	1	1	0	0
2004	Roger Clemens*	1.0	5	6	3	0	2
2005	Roy Oswalt	1.0	2	2	2	1	1
	Roger Clemens	1.0	0	0	0	0	0
	Brad Lidge	1.0	0	0	0	0	3
2006	Roy Oswalt	1.0	0	0	0	0	1
2007	Roy Oswalt			(Did not play)			

ASTROS HISTORY & RECORDS

HOUSTON ALL-STAR GAME SELECTIONS

PLAYERS

		AB	R	H	RBI	PO	A	E
1966	Joe Morgan*			(Did not play - Injured)				
1967	Rusty Staub	1	0	1	0	0	0	0
	Jimmy Wynn	1	0	1	0	0	0	0
1968	Rusty Staub	1	0	0	0	0	0	0
1969	Denis Menke	1	0	0	0	1	0	0
1970	Denis Menke	0	0	0	0	2	1	0
	Joe Morgan	2	1	1	0	0	0	0
1972	Cesar Cedeno*	2	1	1	0	0	0	0
	Lee May*	4	0	1	1	13	2	0
1973	Cesar Cedeno*	3	0	1	1	3	0	0
1974	Cesar Cedeno	2	0	0	0	2	0	0
1975	Bob Watson	1	0	0	0	0	0	0
1976	Cesar Cedeno	2	1	1	2	1	0	0
1978	Terry Puhl			(Did not play)				
1979	Craig Reynolds	2	0	0	0	0	1	0
1980	Jose Cruz			(Did not play)				
1982	Ray Knight	3	0	0	0	1	4	0
1983	Dickie Thon	3	0	1	0	0	2	0
1984	Jerry Mumphrey	1	0	0	0	0	0	0
1985	Jose Cruz	1	0	0	0	0	0	0
1986	Kevin Bass	1	0	0	0	0	0	0
	Glenn Davis	1	0	0	0	0	0	0
1989	Glenn Davis	1	1	1	0	0	0	0
1991	Craig Biggio	1	0	0	0	2	0	1
1992	Craig Biggio	2	0	0	0	0	2	0
1994	Jeff Bagwell	4	1	2	0	3	2	0
	Craig Biggio	1	1	0	0	2	1	0
	Ken Caminiti	1	0	0	0	0	0	0
1995	Craig Biggio*	2	1	1	1	2	1	0
1996	Craig Biggio*	3	0	0	1	1	2	0
	Jeff Bagwell	2	0	0	0	5	0	0
1997	Craig Biggio*	3	0	0	0	0	4	0
	Jeff Bagwell*	3	0	0	0	8	1	0
1998	Craig Biggio*	3	0	0	0	0	1	0
	Moises Alou	3	1	1	0	0	0	0
1999	Jeff Bagwell	3	0	1	0	0	0	0
2001	Moises Alou	1	0	0	0	0	0	0
	Lance Berkman	2	0	1	0	0	0	0
2002	Lance Berkman	3	0	1	2	8	1	0
2004	Lance Berkman*	2	0	0	0	1	0	0
	Jeff Kent*	2	1	1	0	2	4	1
	Carlos Beltran	2	1	1	0	0	0	0
2005	Morgan Ensberg	2	0	0	0	1	0	0
2006	Lance Berkman	0	0	0	1	0	0	0
2007	Carlos Lee	1	0	0	0	0	0	0
2008	Lance Berkman*	2	0	0	1	5	0	0
	Miguel Tejada	3	1	2	0	2	2	0
2009	Hunter Pence			(Did not play)				
	Miguel Tejada	2	0	0	0	1	4	0
2010	Michael Bourn	1	0	0	0	0	0	0
2011	Hunter Pence	2	1	1	0	0	1	0
2012	Jose Altuve	1	0	0	0	2	1	0
2013	Jason Castro			(Did not play)				

ASTROS HISTORY & RECORDS

HOUSTON ASTROS ALL-TIME ROSTER

Includes all players who have participated in one or more official Major League games for the Houston franchise, 1962 through 2013. (American League as of 2013)

A (29)

Abad, Fernando (LHP) - 2010-12
Abercrombie, Reggie (OF) - 2008
Abreu, Bob (OF) - 1996-97
Abreu, Juan (RHP) - 2011
Adlesh, Dave (C) - 1963-68
Afenir, Troy (C) - 1987
Agee, Tommie (OF) - 1973
Agosto, Juan (LHP) - 1987-90, 93
Albers, Matt (RHP) - 2006-07
Alfaro, Jason (IF) - 2004
Alou, Jesus (OF) - 1969-73, 78-79
Alou, Moises (OF) - 1998-01
Altuve, Jose (IF) - 2011-13
Amalfitano, Joe (IF) - 1962
Ambriz, Hector (RHP) - 2012-13
Andersen, Larry (RHP) - 1986-90
Anderson, John (RHP) - 1962
Anderson, Josh (OF) - 2007
Andrews, Rob (IF) - 1975-76
Andujar, Joaquin (RHP) - 1976-81, 88
Ankiel, Rick (OF) - 2013
Anthony, Eric (OF) - 1989-93
Arias, Alberto (RHP) - 2008-09
Arlrich, Don (LHP) - 1965-66
Ashby, Alan (C) - 1979-89
Aspromonte, Bob (IF) - 1962-68
Astacio, Ezequiel (RHP) - 2005-06
Astacio, Pedro (RHP) - 2001
Ausmus, Brad (C) - 1997-98, 01-08

B (84)

Backe, Brandon (RHP) - 2004-09
Bagwell, Jeff (IF) - 1991-06
Bailey, Mark (C) - 1984-88
Bako, Paul (C) - 1999-00
Baldwin, Jeff (OF) - 1990
Baldwin, Reggie (C) - 1978-79
Bales, Lee (IF) - 1967
Banks, Josh (RHP) - 2010
Bannister, Alan (IF) - 1984
Bannister, Floyd (LHP) - 1977-78
Barker, Glen (OF) - 1999-01
Barlow, Mike (RHP) - 1976
Barnes, Clint (IF) - 2011
Barnes, Brandon (OF) - 2012-13
Barrios, Manuel (RHP) - 1997
Barzilla, Philip (LHP) - 2006
Bass, Kevin (OF) - 1982-89, 93-94
Bateman, John (C) - 1963-68
Batista, Raphael (IF) - 1973, 75
Bazardo, Yorman (RHP) - 2009
Beauchamp, Jim (OF) - 1964-65, 70
Bedard, Erik (LHP) - 2013
Belinsky, Bo (LHP) - 1967
Bell, Buddy (IF) - 1988
Bell, Derek (OF) - 1995-99
Bell, Eric (LHP) - 1993
Beltran, Carlos (OF) - 2004
Bergman, Dave (IF/OF) - 1978-81
Bergman, Sean (RHP) - 1999-99
Berkman, Lance (OF) - 1999-10
Berra, Dale (IF) - 1987
Berry, Sean (IF) - 1996-98
Bixler, Brian (IF) - 2012
Biancalana, Buddy (IF) - 1987
Biggio, Craig (C/IF/OF) - 1988-07
Billingham, Jack (RHP) - 1969-71
Bjorkman, George (C) - 1983
Blackley, Travis (LHP) - 2013
Blair, Willie (RHP) - 1992
Bland, Nate (LHP) - 2003
Blasingame, Wade (LHP) - 1967-72
Blefary, Curt (1B) - 1969
Blum, Geoff (IF) - 2002-03, 08-10
Bochy, Bruce (C) - 1978-80
Boever, Joe (RHP) - 1992
Bogar, Tim (IF) - 1997-00
Bogusevic, Brian (OF) - 2010-12

Bond, Walt (IF) - 1964-65
Boone, Aaron (IF) - 2009
Boone, Dan (RHP) - 1982
Borbon, Pedro (LHP) - 2002
Borders, Pat (C) - 1995
Borkowski, Dave (RHP) - 2006-08
Boswell, Ken (IF) - 1975-77
Bottenfield, Kent (RHP) - 2001
Bourgeois, Jason (OF) - 2010-11
Bourn, Michael (OF) - 2008-11
Bouton, Jim (RHP) - 1969-70
Bowen, Ryan (RHP) - 1991-92
Bradey, Don (RHP) - 1964
Brand, Ron (C) - 1965-68
Brandt, Jackie (OF) - 1967
Bream, Sid (IF) - 1994
Broccoli, Doug (RHP) - 1995-96, 08-09
Brown, Hal (RHP) - 1963-64
Brown, Ollie (OF) - 1974
Browne, Byron (OF) - 1968
Browne, Pidge (IF) - 1962
Bruce, Bob (RHP) - 1962-66
Brumley, Mike (IF) - 1993, 95
Brunet, George (LHP) - 1962-63
Bruntlett, Eric (IF) - 2003-07
Bryant, Don (C) - 1969-70
Buchholz, Taylor (RHP) - 2006
Buck, Travis (OF) - 2012
Buddin, Don (IF) - 1962
Bullinger, Kirk (RHP) - 2003-04
Bullock, Eric (OF) - 1985-86
Burke, Chris (IF) - 2004-07
Burns, Mike (RHP) - 2005
Busby, Jim (OF) - 1962
Busse, Ray (IF) - 1971, 73-74
Buzhardt, John (RHP) - 1967-68
Byrdak, Tim (LHP) - 2008-10

C (67)

Cabell, Enos (IF) - 1975-80, 84-85
Cabrera, Jose (RHP) - 1997-00
Cacek, Craig (IF) - 1977
Calhoun, Jeff (LHP) - 1984-86
Camacho, Ernie (RHP) - 1988
Caminiti, Ken (IF) - 1987-94, 99-00
Campbell, Dave (IF) - 1973-74
Campbell, Jim (C) - 1962-63
Cancel, Robinson (C) - 2011
Candaele, Casey (IF) - 1988, 90-93
Cangelosi, John (OF) - 1995-96
Cannon, Joe (OF) - 1977-78
Cano, Jose (RHP) - 1989
Capel, Mike (RHP) - 1991
Cappuzzello, George (LHP) - 1982
Cardinal, Conrad (RHP) - 1963
Carpenter, David (RHP) - 2011-12
Carpin, Frank (LHP) - 1966
Carr, Chuckie (OF) - 1997
Carter, Chris (INF) - 2013
Cash, Kevin (C) - 2010
Cassel, Jack (RHP) - 2008
Castilla, Vinny (3B) - 2001
Castillo, Jose (INF) - 2008
Castro, Jason (C) - 2010, 2012-13
Cedeno, Andujar (IF) - 1990-94, 96
Cedeno, Cesar (OF) - 1970-81
Cedeno, Ronny (IF) - 2013
Cedeno, Roger (OF) - 2000
Cedeno, Xavier (LHP) - 2011-13
Cerv, Bob (OF) - 1962
Chacin, Gustavo (LHP) - 2010
Chacon, Shawn (RHP) - 2008
Chapman, Kevin (LHP) - 2013
Charles, Frank (C) - 2000
Chavez, Raul (C) - 2000, 02-06
Chen, Bruce (LHP) - 2003
Childress, Rocky (RHP) - 1987-88
Chiles, Rich (OF) - 1971-72, 76
Cicotte, Al (RHP) - 1962
Cisneros, Jose (RHP) - 2013

Clancy, Jim (RHP) - 1989-91
Clark, Cody (C) - 2013
Clark, Dave (OF) - 1998
Clark, Terry (RHP) - 1990, 96
Clemens, Roger (RHP) - 2004-06
Clemens, Paul (RHP) - 2013
Colbert, Nate (IF) - 1966, 68
Cook, Ron (LHP) - 1970-71
Coombs, Danny (LHP) - 1963-69
Cooper, Gary (IF) - 1991
Corsi, Jim (RHP) - 1991
Cordero, Francisco (RHP) - 2012
Corporan, Carlos (C) - 2011-13
Cosart, Jarred (RHP) - 2013
Cosgrove, Mike (LHP) - 1972-76
Coste, Chris (C) - 2009
Crawford, Jim (LHP) - 1973, 75
Crawford, Willie (OF) - 1977
Cromer, Tripp (IF) - 2000, 03
Crowe, Trevor (OF) - 2013
Cruz, Jose (OF) - 1975-87
Cruz Jr., Jose (OF) - 2008
Cruz, Nelson (RHP) - 2001-02
Cruz, Rhiner (RHP) - 2012-13
Cuellar, Mike (LHP) - 1965-68
Culver, George (RHP) - 1970-72

D (38)

Dahl, Jay (LHP) - 1963
Daigle, Casey (RHP) - 2010
Darwin, Danny (RHP) - 1986-90, 96
Daugherty, Jack (IF) - 1993
DaVanon, Jerry (IF) - 1975-91
Davidson, Mark (OF) - 1989-91
Davis, Brock (OF) - 1963-64, 66
Davis, Glenn (IF) - 1984-90
Davis, Ron (OF) - 1962, 66-68
Davis, Tommy (OF) - 1969-70
Dawley, Bill (RHP) - 1983-85
de la Rosa, Jesse (OF) - 1975
De Leon, Jorge (RHP) - 2013
de los Santos, Ramon (LHP) - 1974
Del Rosario, Enderio (RHP) - 2010-12
Deshaies, Jim (LHP) - 1985-91
Diaz, Alex (OF) - 1999
Dickson, Jim (RHP) - 1963
Dierker, Larry (RHP) - 1964-76
DiLauro, Jack (LHP) - 1970
DiPino, Frank (LHP) - 1982-86
Distefano, Benny (IF/OF) - 1992
Dixon, Tom (RHP) - 1977-79
Dominguez, Matt (IF) - 2012-13
Donnels, Chris (IF) - 1993-95
Doran, Bill (IF) - 1982-90
Dotel, Octavio (RHP) - 2000-04
Dougherty, Jim (RHP) - 1995-96
Downs, Matt (IF) - 2010-12
Drabek, Doug (RHP) - 1993-96
Drew, Cameron (OF) - 1988
Driscoll, Dan (IF) - 1986
Driskill, Travis (RHP) - 2005, 07
Drott, Dick (RHP) - 1962-63
Drumright, Keith (IF) - 1978
Duckworth, Brandon - 2004-05
Dukes, Tom (RHP) - 1967-68
Durango, Luis (OF) - 2011

E (14)

Earley, Arnold (LHP) - 1967
Easler, Mike (OF) - 1973-75
Edens, Tom (RHP) - 1993-94
Edwards, John (C) - 1969-74
Eilers, Dave (RHP) - 1967
Elarton, Scott (RHP) - 1998-01
Elmore, Jake (IF) - 2013
Ensberg, Morgan (IF) - 2000, 02-07
Erstad, Darin (OF) - 2008-09
Escalona, Sergio (LHP) - 2011
Esposito, Brian (C) - 2010

ASTROS HISTORY & RECORDS

Eusebio, Tony (C) - 1991, 94-01
 Everett, Adam (IF) - 2001-07
 Everett, Carl (OF) - 1998-99

F (25)

Farrell, Dick (RHP) - 1962-67
 Fazio, Ernie (IF) - 1962-63
 Felder, Mike (OF) - 1994
 Feliz, Pedro (IF) - 2010
 Fenwick, Bob (IF) - 1972
 Ferguson, Joe (C) - 1977-78
 Fernandez, Jared (RHP) - 2003-04
 Fernandez, Sid (LHP) - 1997
 Fick, C.J. (RHP) - 2012
 Fields, Josh (RHP) - 2013
 Figueroa, Nelson (RHP) - 2010-11
 Finley, Steve (OF) - 1991-94
 Fischlin, Mike (IF) - 1977-78, 80
 Fishel, John (OF) - 1988
 Fisher, Brian (RHP) - 1990
 Forsch, Bob (RHP) - 1988-89
 Forsch, Ken (RHP) - 1970-80
 Fox, Nellie (IF) - 1964-65
 Francisco, Ben (OF) - 2012
 Franco, John (LHP) - 2005
 Franklin, Wayne (LHP) - 2000-01
 Freese, Gene (IF) - 1966
 Fulchino, Jeff (RHP) - 2009-11
 Fuller, Jim (OF) - 1977
 Funk, Tom (LHP) - 1986

G (53)

Gaines, Joe (OF) - 1964-66
 Gainey, Ty (OF) - 1985-87
 Galarraga, Armando (RHP) - 2012
 Gallagher, Bob (OF) - 1973-74
 Gallo, Mike (LHP) - 2003-06
 Garcia, Kiko (IF) - 1981-82
 Garcia, Ramon (RHP) - 1997
 Gardner, Art (OF) - 1975, 77
 Gardner, Chris (RHP) - 1991
 Garner, Phil (IF) - 1981-87
 Geary, Geoff (RHP) - 2008-09
 Gerdman, Rich (C) - 1990
 Geiger, Gary (OF) - 1969-70
 Gentile, Jim (IF) - 1965-66
 Gernert, Dick (IF) - 1962
 Geronimo, Cesar (OF) - 1969-71
 Gervacio, Sammy (RHP) - 2009-10
 Gibbon, Joe (LHP) - 1972
 Gibson, Hal (RHP) - 1968
 Gimenez, Hector (C) - 2006-07
 Ginter, Keith (IF) - 2000-02
 Gipson, Charles (OF) - 2005
 Giusti, Dave (RHP) - 1962, 64-68
 Gladding, Fred (RHP) - 1968-73
 Goff, Jerry (C) - 1995-96
 Golden, Jim (RHP) - 1962-63
 Gonzalez, Edgar (RHP) - 2012-13
 Gonzalez, Julio (IF) - 1977-80
 Gonzalez, Luis (OF) - 1990-95, 97
 Gonzalez, Marwin (IF) - 2012-13
 Gooden, Dwight (RHP) - 2000
 Goodman, Billy (IF) - 1962
 Gordon, Tom (RHP) - 2002
 Goss, Howie (OF) - 1963
 Gotay, Julio (IF) - 1966-69
 Granger, Wayne (RHP) - 1975
 Grant, Mark (RHP) - 1993
 Green, Jason (RHP) - 2000
 Greene, Tommy (RHP) - 1997
 Greene, Tyler (IF) - 2012
 Greif, Bill (RHP) - 1971
 Griffin, Tom (RHP) - 1969-76
 Griffiths, Jeremy (RHP) - 2004
 Gross, Greg (OF/IF) - 1973-76, 89
 Gross, Kip (RHP) - 2000
 Grossman, Robbie (OF) - 2013
 Grote, Jerry (C) - 1963-64

Grzanich, Mike (RHP) - 1998
 Guerrero, Juan (IF) - 1992
 Guinn, Skip (LHP) - 1969, 71
 Gullickson, Bill (RHP) - 1990
 Gutierrez, Juan (RHP) - 2007
 Gutierrez, Ricky (IF) 1995-99

H (60)

Hajek, Dave (IF) - 1995-96
 Halama, John (LHP) - 1998
 Hall, Bill (IF) - 2011
 Hampton, Mike (LHP) - 1994-99, 09
 Happ, J.A. (LHP) - 2010-11
 Hardy, Carroll (OF) - 1963-64
 Hardy, Larry (RHP) - 1976
 Harnisch, Pete (RHP) - 1991-94
 Harrell, Lucas (RHP) - 2011-13
 Harris, Alonzo (OF) - 1967
 Harris, Buddy (RHP) - 1970-71
 Harris, Reggie (RHP) - 1998
 Harrison, Chuck (IF) - 1965-67
 Hartgraves, Dean (LHP) - 1995-96
 Hartman, J.C. (IF) - 1962-63
 Harville, Chad (RHP) - 2004-05
 Hatcher, Billy (OF) - 1986-89
 Hawkins, LaTroy (RHP) - 2008-09
 Hayes, Charlie (IF) - 2001
 Heath, Bill (C) - 1966-67
 Heathcock, Jeff (RHP) - 1983, 85, 87-88
 Heep, Danny (OF) - 1979-82
 Heist, Al (OF) - 1962
 Helms, Tommy (IF) - 1972-75
 Henderson, Steve (OF) - 1988
 Henneman, Mike (RHP) - 1995
 Hennis, Randy (RHP) - 1990
 Henriquez, Oscar (RHP) - 1997
 Henry, Bill (LHP) - 1969
 Henry, Butch (LHP) - 1992
 Henry, Doug (RHP) - 1998-00
 Henry, Dwayne (RHP) - 1991
 Hernandez, Anderson (IF) - 2010
 Hernandez, Carlos (IF) - 1999
 Hernandez, Carlos (LHP) - 2001-02, 04-06
 Hernandez, Manny (RHP) - 1986-87
 Hernandez, Rinelvys (RHP) - 2008
 Hernandez, Xavier (RHP) - 1990-93, 96
 Herrera, Jose (OF/IF) - 1967-68
 Herrmann, Ed (C) - 1976-78
 Hertz, Steve (IF) - 1964
 Hiatt, Jack (C) - 1971-72
 Hidalgo, Richard (OF) - 1997-04
 Hirsch, Jason (RHP) - 2006
 Hoerner, Joe (LHP) - 1963-64
 Hoes, L.J. (OF) - 2013
 Hoffman, John (C) - 1964-65
 Holt, Chris (RHP) - 1996-00
 House, J.R. (C) - 2006, 08
 House, Pat (LHP) - 1967-68
 Householder, Paul (OF) - 1987
 Howard, Larry (C) - 1970-73
 Howard, Thomas (OF) - 1997
 Howard, Wilbur (OF) - 1974-78
 Howe, Art (IF) - 1976-82
 Howell, Jack (IF) - 1998-99
 Hudek, John (RHP) - 1994-97
 Huff, Aubrey (OF) - 2006
 Humber, Philip (RHP) - 2013
 Hunter, Brian (OF) - 1994-96, 02-03

I (3)

Incaviglia, Pete (OF) - 1992, 98
 Inglett, Joe (IF) - 2011
 Ivie, Mike (IF) - 1981-82

J (24)

Jackson, Chuck (IF) - 1987-88
 Jackson, Mike (RHP) - 2001
 Jackson, Sonny (IF) - 1963-67

James, Chris (OF) - 1993
 Javier, Ignacio (OF) - 1976
 Javier, Stan (OF) - 1999
 Jennings, Jason (RHP) - 2007
 Jimerson, Charlton (OF) - 2005-06
 Johnson, Chris (IF) - 2009-12
 Johnson, Clifford (C/IF/OF) - 1972-77
 Johnson, Jerry (RHP) - 1974
 Johnson, Jonathan (RHP) - 2003
 Johnson, Ken (RHP) - 1962-65
 Johnson, Randy (LHP) - 1998
 Johnson, Russ (IF) - 1997-00
 Johnstone, John (RHP) - 1996
 Jones, Chris (C) - 1992
 Jones, Chris D. (OF) - 1985
 Jones, Doug (RHP) - 1992-93
 Jones, Gordon (RHP) - 1964-65
 Jones, Jimmy (RHP) - 1991-92
 Jones, Todd (RHP) - 1993-96
 Juden, Jeff (RHP) - 1991, 93
 Jutze, Skip (C) - 1973-76

K (19)

Kasko, Eddie (IF) - 1964-65
 Kato, Matt (IF) - 2009
 Kelleher, Mick (IF) - 1974
 Kemmerer, Russ (RHP) - 1962-63
 Kent, Jeff (IF) - 2003-04
 Keough, Matt (RHP) - 1986
 Knepper, Jeff (IF) - 2009-11
 Kerfeld, Charley (RHP) - 1985-87, 90
 Keuchel, Dallas (LHP) - 2012-13
 Kile, Darryl (RHP) - 1991-97
 King, Hal (C) - 1967-68
 Knepper, Bob (LHP) - 1981-89
 Knicely, Alan (C/OF) - 1979-82
 Knight, Ray (IF) - 1982-84
 Knorr, Randy (C) - 1996-97, 99
 Knudson, Mark (RHP) - 1985-86
 Konieczny, Doug (RHP) - 1973-75, 77
 Krauss, Marc (OF) - 2013
 Kroll, Gary (RHP) - 1966

L (40)

LaCorte, Frank (RHP) - 1979-83
 LaCoss, Mike (RHP) - 1982-84
 Ladd, Peter (RHP) - 1979
 Laird, Brandon (IF) - 2012-13
 Lamabe, Jack (RHP) - 1965
 Lamb, Mike (IF) - 2004-07
 Lampard, Keith (IF) - 1969-70
 Landestoy, Rafael (IF) - 1978-81
 Landis, Jim (OF) - 1967
 Lane, Jason (OF) - 2002-07
 Larker, Norm (IF) - 1962
 Larsen, Don (RHP) - 1964-65
 Larson, Dan (RHP) - 1976-77
 Latman, Barry (RHP) - 1966-67
 LeBlanc, Wade (LHP) - 2013
 Lee, Carlos (OF) - 2007-12
 Lee, Don (RHP) - 1965-66
 Lemaster, Denny (LHP) - 1968-71
 Lemongello, Mark (RHP) - 1976-78
 Leonard, Jeff (OF) - 1978-81
 Lidge, Brad (RHP) - 2002-07
 Lillis, Bob (IF) - 1962-65, 67
 Lima, Jose (RHP) - 1997-01
 Lindeman, Jim (IF) - 1993
 Lindstrom, Matt (RHP) - 2010
 Linebrink, Scott (RHP) - 2000-03
 Listach, Pat (IF) - 1997
 Lo, Chia-Jen (RHP) - 2013
 Lofton, Kenny (OF) - 1991
 Lombardozzi, Steve (IF) - 1989-90
 Lopes, Davey (IF/OF) - 1986-87
 Lopez, Aurelio (RHP) - 1986-87
 Lopez, Mendy (IF) - 2001
 Lopez, Wilton (RHP) - 2009-12
 Loretta, Mark (IF) - 2002, 07-08

ASTROS HISTORY & RECORDS

Loucks, Scott (OF) - 1980-83
Lowrie, Jed (IF) - 2012
Lugo, Julio (IF) - 2000-03
Lyles, Jordan (RHP) - 2011-13
Lyon, Brandon (RHP) - 2011-12

M (81)

MacKenzie, Ken (LHP) - 1965
Madden, Mike (LHP) - 1983-86
Maddux, Mike (RHP) - 2000
Magadan, Dave (IF) - 1995
Magnante, Mike (LHP) - 1997-98
Mahoney, Jim (IF) - 1965
Majewski, Gary (RHP) - 2010
Mallicoate, Rob (LHP) - 1987, 91-92
Mann, Jim (RHP) - 2001-02
Mantilla, Felix (IF) - 1966
Manwaring, Kirt (C) - 1996
Manzella, Tommy (IF) - 2009-10
Marshall, Mike (RHP) - 1970
Martin, Tom (LHP) - 1997
Martinez, David (RHP) - 2013
Martinez, Fernando (OF) - 2012-13
Martinez, J.D. (OF) - 2011-13
Martinez, Marty (IF) - 1969-71
Martinez, Pedro (LHP) - 1995
Mason, Roger (RHP) - 1989
Mathews, Eddie (IF) - 1967
Mathews, T.J. (RHP) - 2002
Mathis, Ron (RHP) - 1985, 87
Matranga, Dave (IF) - 2003
Matsui, Kazuo (IF) - 2008-10
Maxwell, Justin (OF) - 2012-13
May, Derrick (OF) - 1995-96
May, Lee (IF) - 1972-74
May, Milt (C) - 1974-75
Mayberry, John (IF) - 1968-71
Maye, Lee (OF) - 1965-66
Maysonet, Edwin (IF) - 2008-09
McCurry, Jeff (RHP) - 1999
McEwing, Joe (IF) - 2006
McFadden, Leon (IF) - 1968-70
McGriff, Terry (C) - 1990
McKnight, Tony (RHP) - 2000-01
McLaughlin, Mike "Bo" (RHP) - 1976-79
McLemore, Mark (IF) - 1991
McLemore, Mark (LHP) - 2007
McMahon, Don (RHP) - 1962-63
McMurtry, Craig (RHP) - 1995
Meads, Dave (LHP) - 1987-88
Meacham, Rusty (RHP) - 2000
Meadows, Louie (OF) - 1986, 88-90
Mejias, Roman (OF) - 1962
Melancon, Mark (RHP) - 2010-11
Meluskey, Mitch (C) - 1998-00, 03
Mendoza, Mike (RHP) - 1979
Menke, Denis (IF) - 1968-71, 74
Merced, Orlando (OF) - 2001-03
Metzger, Roger (IF) - 1971-78
Meyer, Brian (RHP) - 1988-90
Miceli, Dan (RHP) - 2003-04
Micheals, Jason (OF) - 2009-11
Mieske, Matt (OF) - 1999-00
Milbourne, Larry (IF) - 1974-76
Miller, Norm (OF) - 1965-73
Miller, Orlando (IF) - 1994-96
Miller, Trevor (LHP) - 1988-99, 06-07
Miller, Wade (RHP) - 1999-04
Minor, Blas (RHP) - 1997
Mizerock, John (C) - 1983-86
Mlicki, Dave (RHP) - 2001-02
Moehler, Brian (RHP) - 2003, 07-10
Moffitt, Randy (RHP) - 1982
Montalvo, Rafael (RHP) - 1986
Monteagudo, Aurelio (RHP) - 1966
Montgomery, Ray (OF) - 1996-98
Moore, Scott (IF) - 2012
Moreno, Omar (OF) - 1983
Morgan, Joe (IF) - 1963-71, 80

Morman, Alvin (LHP) - 1996
Mota, Andy (IF) - 1991
Mouton, James (OF) - 1994-97
Mumphy, Jerry (OF) - 1983-85
Munro, Pete (RHP) - 2002-04
Munson, Eric (C) - 2006-07
Murphy, Rob (LHP) - 1992
Murrell, Ivan (OF) - 1963-64, 67-68
Myers, Brett (RHP) - 2011-12

N (12)

Nagy, Mike (RHP) - 1974
Navarro, Oswaldo (IF) - 2010
Newhan, David (INF) - 2008
Nevin, Phil (IF) - 1995
Nichols, Carl (C) - 1989-91
Nicholson, Dave (OF) - 1966
Nieko, Joe (RHP) - 1975-85
Niemann, Randy (LHP) - 1979-80
Nieve, Fernando (RHP) - 2006-08
Nikowski, C.J. (LHP) - 1998
Norris, Bud (RHP) - 2009-13
Nottebart, Don (RHP) - 1963-65

O (12)

Oberholtzer, Brett (LHP) 2013
Oberkell, Ken (IF) - 1990-91
O'Bradovich, Jim (IF) - 1978
Oliver, Darren (LHP) - 2004
Olson, Gregg (RHP) - 1996
Ortiz, Javier (OF) - 1990-91
Ortiz, Russ (RHP) - 2009
Osinski, Dan (RHP) - 1970
Osteen, Claude (LHP) - 1974
Osuna, Al (LHP) - 1990-93
Oswalt, Roy (RHP) - 2001-10
Owens, Jim (RHP) - 1964-67

P (38)

Paciorek, John (OF) - 1963
Pagnozzi, Matt (C) - 2013
Palmeiro, Orlando (OF) - 2004-07
Pankovits, Jim (IF) - 1984-88
Paredes, Jimmy (IF) - 2011-13
Parker, Rick (OF) - 1993
Paronto, Chad (RHP) - 2008-09
Patton, Troy (LHP) - 2007
Paulino, Felipe (RHP) - 2007, 09-10
Peacock, Brad (RHP) - 2013
Pearce, Steve (OF) - 2012
Pena, Bert (IF) - 1981, 83-87
Pena, Carlos (IF) - 2013
Pena, Tony (C) - 1997
Pence, Hunter (OF) - 2007-11
Pendleton, Jim (OF) - 1962
Pendleton, Lance (RHP) - 2011
Pentz, Eugene (RHP) - 1976-78
Pepitone, Joe (IF) - 1970
Perez, Tomas (IF) - 2008
Perez, Yorkis (LHP) - 2000
Petagine, Roberto (IF) - 1994
Pettitte, Andy (LHP) - 2004-06
Phillips, J.R. (IF) - 1997-98
Pichardo, Hipolito (RHP) - 2002
Pittman, Joe (IF) - 1981-82
Pizarro, Juan (LHP) - 1973
Pladson, Gordon (RHP) - 1979-82
Plantier, Phil (OF) - 1995
Pointer, Aaron (OF) - 1963, 66-67
Porter, Colin (OF) - 2003
Portugal, Mark (RHP) - 1989-93
Powell, Brian (RHP) - 2000-01
Powell, Jay (RHP) - 1998-01
Powell, Ross (LHP) - 1994-95
Puffer, Brandon (RHP) - 2002-03
Puhl, Terry (OF) - 1977-90
Pujols, Luis (C) - 1977-83

Q (2)

Qualls, Chad (RHP) - 2004-07
Quintero, Humberto (C) - 2005-11

R (43)

Rader, Doug (IF) - 1967-75
Ramirez, Rafael (IF) - 1988-92
Ramos, Ken (OF) - 1997
Randolph, Stephen (LHP) - 2007
Ransom, Cody (IF) - 2007
Ranew, Merritt (C) - 1962
Ratliff, Gene (IF) - 1965
Ray, Jim (RHP) - 1965-66, 68-73
Ray, Larry (OF) - 1982
Raymond, Claude (RHP) - 1964-67
Redding, Tim (RHP) - 2001-04
Reed, Howie (RHP) - 1967
Reuss, Jerry (LHP) - 1972-73
Reynolds, Craig (IF) - 1979-89
Reynolds, Ron (C) - 1987
Reynolds, Shane (RHP) - 1992-02
Rhoden, Rick (RHP) - 1989
Rhodes, Karl (OF) - 1990-93
Riccelli, Frank (LHP) - 1978-79
Richard, J.R. (RHP) - 1971-80
Richardt, Mike (IF) - 1984
Riles, Ernest (IF) - 1992
Rivera, German (IF) - 1985
Rivera, Luis (IF) - 1997
Roberge, Bert (RHP) - 1979-80, 82
Roberts, Dave A. (LHP) - 1972-75
Roberts, Dave L. (OF/IF) - 1962, 64
Roberts, Dave W. (IF/OF/C) - 1981
Roberts, Leon (OF) - 1976-77
Roberts, Robin (RHP) - 1965-66
Robertson, Jerome (LHP) - 2002-03
Rodriguez, Aneury (RHP) - 2011-12
Rodriguez, Fernando (RHP) - 2011-12
Rodriguez, Ivan (C) - 2009
Rodriguez, Wandy (LHP) - 2005-12
Rodriguez, Wilfredo (LHP) - 2001
Rohde, Dave (IF) - 1990-91
Rondon, Gilbert (RHP) - 1976
Rosario, Rodrigo (RHP) - 2003
Ross, Mark (RHP) - 1982, 84-85
Ruhle, Vern (RHP) - 1978-84
Runnels, Pete (IF) - 1963-64
Ryan, Nolan (RHP) - 1980-88

S (65)

Saarloos, Kirk (RHP) - 2002-03
Saccamanno, Mark (INF) - 2008
Sadler, Billy (RHP) - 2009
Sambito, Joe (LHP) - 1976-82, 84
Sampson, Chris (RHP) - 2006-10
Sanchez, Angel (IF) - 2010-11
Sarfat, Dennis (RHP) - 2007
Scanlan, Bob (RHP) - 1998
Schaffer, Jordan (OF) - 2011-12
Schatzeder, Dan (LHP) - 1989-90
Scheid, Rich (LHP) - 1992
Scherman, Fred (LHP) - 1974-75
Schilling, Curt (RHP) - 1991
Schlueter, Jay (OF) - 1971
Schneider, Dan (LHP) - 1967, 69
Schourek, Pete (LHP) - 1998
Scott, Luke (OF) - 2005-07
Scott, Mike (RHP) - 1983-91
Scott, Tony (OF) - 1981-84
Sembrera, Carroll (RHP) - 1965-67
Self, Todd (OF) - 2005
Servais, Scott (C) - 1991-95, 01
Sexton, Jimmy (IF) - 1978-79
Shantz, Bobby (LHP) - 1962
Shea, Steve (RHP) - 1968
Sherry, Larry (RHP) - 1997
Shipley, Craig (IF) - 1995
Shuck, J.B. (IF) - 2011

ASTROS HISTORY & RECORDS

Siebert, Paul (LHP) - 1974-76
 Simms, Mike (OF/IF) - 1990-92, 94-96
 Simpson, Dick (OF) - 1968
 Sims, Greg (OF) - 1966
 Slusarski, Joe (RHP) - 1999-2001
 Smajstrla, Craig (IF) - 1988
 Small, Mark (RHP) - 1996
 Smith, Billy (RHP) - 1981
 Smith, Dave (RHP) - 1980-90
 Smith, Hal (C) - 1962-63
 Smith, Jason (IF) - 2009
 Snyder, Chris (C) - 2012
 Solano, Julio (RHP) - 1983-87
 Sosa, Henry (RHP) - 2011
 Sosa, Jose (RHP) - 1975-76
 Spangler, Al (OF) - 1962-65
 Sperring, Rob (IF) - 1977
 Spiers, Bill (IF/OF) - 1996-01
 Spilman, Harry (IF) - 1981-85, 88-89
 Spinks, Scipio (RHP) - 1969-71
 Springer, Russ (RHP) - 1997, 04-06
 Sprowl, Bobby (LHP) - 1979-81
 Stankiewicz, Andy (IF) - 1994-95
 Stanton, Mike (RHP) - 1975
 Staub, Rusty (OF) - 1963-68
 Stewart, Jimmy (IF) - 1972-73
 Stassi, Max (C) - 2013
 Stinson, Bob (C) - 1972
 Stone, Dean (LHP) - 1962
 Stone, Ricky (RHP) - 2001-04
 Storey, Mickey (RHP) - 2012
 Strickland, Scott (RHP) - 2005
 Stubbs, Franklin (IF) - 1990
 Sullivan, Cory (OF) - 2010
 Sutherland, Gary (IF) - 1972-73
 Sutton, Don (RHP) - 1981-82
 Swindell, Greg (LHP) - 1993-96

T (26)

Tabaka, Jeff (LHP) - 1995-96
 Taubensee, Eddie (C) - 1992-94
 Taussig, Don (OF) - 1962
 Taveras, Alex (IF) - 1976
 Taveras, Willy (OF) - 2004-06
 Taylor, Ron (RHP) - 1965-66
 Tejada, Miguel (INF) - 2008-09
 Temple, Johnny (IF) - 1962-63
 Thomas, Derrel (IF) - 1971
 Thomas, Frank (OF) - 1965
 Thomas, Lee (OF) - 1968

Thomas, Roy (RHP) - 1977
 Thompson, Milt (OF) - 1994-95
 Thompson, Ryan (OF) - 1999
 Thon, Dickie (IF) - 1981-87
 Thornton, Otis (C) - 1973
 Throop, George (RHP) - 1979
 Tiefenauer, Bob (RHP) - 1962
 Tolentino, Jose (IF) - 1991
 Tolman, Tim (OF) - 1981-85
 Torres, Hector (IF) - 1968-70, 73
 Towles, J.R. (C) - 2007-11
 Trevino, Alex (C) - 1988-90
 Triandos, Gus (C) - 1965
 Truby, Chris (IF) - 2000-01
 Tucker, Scooter (C) - 1992-93, 95

U (3)

Umbricht, Jim (RHP) - 1962-63
 Upshaw, Cecil (RHP) - 1973
 Uribe, Jose (IF) - 1993

V (13)

Valdes, Marc (RHP) - 2000
 Valdespino, Sandy (OF) - 1969
 Valdez, Jose (RHP) - 2011-12
 Valverde, Jose (RHP) - 2008-09
 Vaughan, Glenn (IF) - 1963
 Veras, Jose (RHP) - 2013
 Veres, Dave (RHP) - 1994-95
 Villone, Ron (LHP) - 2001, 03
 Villar, Henry (RHP) - 2010
 Villar, Jonathan (IF) - 2013
 Villarreal, Oscar (RHP) - 2008
 Vizcaino, Jose (IF) - 2001-05
 Von Hoff, Bruce (RHP) - 1965, 67

W (45)

Wagner, Billy (LHP) - 1995-03
 Walker, Tony (OF) - 1986
 Wall, Donne (RHP) - 1995-97
 Wallace, Brett (IF) - 2010-13
 Waller, Tye (OF) - 1987
 Walling, Denny (OF/IF) - 1977-88, 92
 Walton, Danny (IF) - 1968, 77
 Ward, Daryle (OF/IF) - 1998-02
 Warthen, Dan (LHP) - 1978
 Warwick, Carl (OF) - 1962-63
 Washington, Ron (IF) - 1989
 Watkins, Bob (RHP) - 1969

Watson, Bob (IF/OF) - 1966-79
 Weathers, David (RHP) - 2004
 Weekly, Johnny (OF) - 1962-64
 Weiland, Kyle (RHP) - 2012
 Wesson, Barry (OF) - 2002
 Wheeler, Dan (RHP) - 2004-07
 White, Mike (OF) - 1963-65
 White, Rick (RHP) - 2003, 07
 Wiedenbauer, Tom (OF) - 1979
 Wier, Hector (IF) - 1968-70, 73
 Wigginton, Ty (IF) - 2007-08
 Wilkins, Dean (RHP) - 1991
 Wilkins, Rick (C) - 1995-96
 Williams, Brian (RHP) - 1991-94, 99
 Williams, George (IF) - 1962
 Williams, Mike (RHP) - 2001
 Williams, Mitch (LHP) - 1994
 Williams, Rick (RHP) - 1978-79
 Williams, Walt (OF) - 1964
 Williams, Woody (RHP) - 2007
 Willis, Ron (RHP) - 1969
 Wilson, Don (RHP) - 1966-74
 Wilson, Gary (RHP) - 1979
 Wilson, Glenn (OF) - 1989-90
 Wilson, Preston (OF) - 2006
 Wine, Robbie (C) - 1986-87
 Witt, George (RHP) - 1962
 Wolf, Randy (LHP) - 2008
 Womack, Dooley (RHP) - 1969
 Woodeshick, Hal (LHP) - 1962-65
 Woods, Gary (OF) - 1980-81
 Wright, Wesley (LHP) - 2008-13
 Wynn, Jimmy (OF) - 1963-73

Y (6)

Yelding, Eric (IF) - 1989-92
 Yellen, Larry (RHP) - 1963-64
 York, Jim (RHP) - 1972-75
 Young, Anthony (RHP) - 1996
 Young, Gerald (OF) - 1987-92
 Yount, Larry (RHP) - 1971

Z (6)

Zachry, Chris (RHP) - 1963-67
 Zaun, Gregg (C) - 2002-03
 Zamora, Oscar (RHP) - 1978
 Zeid, Josh (RHP) - 2013
 Zinter, Alan (IF) - 2002
 Zosky, Ed (IF) - 2000

HOUSTON ALL-TIME COACHES (83)

Adair, Jimmy - 1962-65
 Alou, Jesus - 1979
 Arnsberg, Brad - 2010
 Ashby, Alan - 1997
 Bagwell, Jeff - 2010
 Bailey, Mark - 2002-09
 Barfield, Jesse - 1995
 Barnett, Mike - 2011-12
 Berra, Yogi - 1986-89
 Berry, Sean - 2006-10
 Bjornson, Craig - 2012
 Bragan, Bobby - 1962
 Brocail, Doug - 2011-13
 Busby, Jim - 1962-67
 Clines, Gene - 1988
 Clark, Dave - 2008-13
 Cluck, Bob - 1979, 90-93
 Cooper, Cecil - 2005-07
 Courtney, Clint - 1965
 Craig, Roger - 1974-75
 Cruz, Jose - 1997-09

Cubbage, Mike - 1997-01
 Deal, Cot - 1962-64, 83-85
 Engle, Dave - 1998
 Fox, Nellie - 1965-67
 Gaetti, Gary - 2004-05
 Galante, Matt - 1985-96, 98-01
 Garner, Phil - 1989-91
 Gomez, Preston - 1973
 Hancken, Buddy - 1968-72
 Harris, Luman - 1962-64
 Hatton, Grady - 1973-74
 Heist, Al - 1966-67
 Henderson, Steve - 1994-96
 Hickey, Jim - 2004-05
 Hill, Marc - 1988
 Hines, Ben - 1994
 Hooton, Burt - 2000-04
 Jaramillo, Rudy - 1990-93
 Jones, Deacon - 1976-82
 Jones, Gordon - 1966-67
 Kittle, Hub - 1971-75

Lamont, Gene - 2002-04
 Leppert, Don - 1980-85
 Lillis, Bob - 1973-82
 Linares, Julio - 1994-96
 Mallee, John - 2013
 Mansolino, Doug - 2005-07
 Martinez, Dennis - 2013
 McCraw, Tom - 1997-00
 Meacham, Bobby - 2010-12
 Menke, Denis - 1983-88
 Moore, Jackie - 2007-08
 Moss, Les - 1982-89
 McGaha, Mel - 1968-70
 Napoleon, Ed - 1989-90
 Ott, Ed - 1989-93
 Owens, Jim - 1967-72
 Parker, Salty - 1968-72
 Pacheco, Tony - 1976-82
 Pedrique, Al - 2009-11
 Perez, Eduardo - 2013
 Pettini, Joe - 2012

Pollet, Howie - 1965
 Porter, Bo - 2013
 Quirk, Jamie - 2010-11
 Radison, Dan - 2012-13
 Robinson, Dewey - 2008-09
 Romero, Ed - 2008-09
 Ruhle, Vern - 1997-00
 Spencer, Tom - 1992-93
 Spilman, Harry - 1999-04
 Stottlemire, Mel - 1994-95
 Strom, Brent - 1996
 Sweet, Rick - 1996
 Tamargo, John - 1999-04
 Tenace, Gene - 1986-87
 Trembley, Dave - 2013
 Van Burkleo, Ty - 2012
 Virdon, Bill - 1997
 Wallace, Dave - 2007
 Walker, Jerry - 1983-85
 Williams, Jim - 1975
 Wright, Mel - 1976-82

ASTROS HISTORY & RECORDS

ALL-TIME UNIFORM NUMBERS

Houston Astros All-Time Uniform Numbers

1	Year	Player
	62-64	Craft, Harry (Manager)
	66-68, 74	Hatton, Grady (Mgr, Coach)
	81, 83-87	Pena, Bert
	88, 90-93	Candaele, Casey
	94-96	Linares, Julio (Coach)
	99	Diaz, Alez
	00-02	Ginter, Keith
	03	Matranga, Dave
	04-06	Taveras, Willy
	08	Abercrombie, Reggie
	11-12	Schafer, Jordan

2	Year	Player
	62-63	Adair, Jimmy (Coach)
	64-65	Fox, Nellie
	66-67	Fox, Nellie (Coach)
	68-72	Parker, Salty (Coach)
	74-75	Craig, Roger (Coach)
	76-82	Wright, Mel (Coach)
	83-85	Deal, Cot (Coach)
	87-89, 91-92	Young, Gerald
	90	Gedman, Rich
	94-96	Collins, Terry (Manager)
	97	Rivera, Luis
	99	Diaz, Alex
	00	Ensberg, Morgan
	02-03	Zaun, Gregg
	03	Meluskey, Mitch
	04-07	Burke, Chris
	08-09	Erstad, Darin
	10-11	Mills, Brad (Manager)
	13	Barnes, Brandon

3	Year	Player
	62	Bragan, Bobby (Coach)
	63-64	Runnels, Pete
	65	Adair, Jimmy (Coach)
	66	Jones, Gordon (Coach)
	67	Busby, Jim (Coach)
	68-70	McGaha, Mel (Coach)
	71-75	Kittle, Hub (Coach)
	76-79	Pacheco, Tony (Coach)
	80-81	Leppert, Don (Coach)
	81-87	Garner, Phil
	87	Biancalana, Buddy
	88	Drew, Cameron
	89-91	Garner, Phil (Coach)
	93-95	Donnels, Chris
	95-96	Wilkins, Rick
	96	Manwaring, Kirt
	98-99	Everett, Carl
	01	Everett, Adam
	03	Cromer, Tripp
	04	Williams, Jimmy (Manager)
	05-07	Garner, Phil (Manager)
	08-10	Matsu, Kazuo
	11	Inglett, Joe
	11	Durango, Luis
	12	Francisco, Ben
	13	Perez, Eduardo (Coach)

4

Year	Player
62-65	Busby, Jim (Coach)
63	Vaughan, Glenn
64-65	Gentile, Jim
67	Adlesh, Dave
68-72	Hancken, Buddy (Coach)
76-82	Jones, Deacon (Coach)
83-86	Mizerock, John
87	Berra, Dale
88	Biggio, Craig

89-90	Lombardozzi, Steve
90-93	Rhodes, Karl
93	Brumley, Mike
94-95	Stankiewicz, Andy
96	Hajek, Dave
97	Pena, Tony
97	Listach, Pat
98	Meluskey, Mitch
99	Hernandez, Carlos
00-03	Lugo, Julio
03-05, 07	Bruntlett, Eric
06	Wilson, Preston
08	Moore, Jackie (Coach)
09-11	Michaels, Jason
12	Lowrie, Jed
13	Laird, Brandon

5	Year	Player
	62-64	Deal, Cot (Coach)
	65	Pollet, Howie (Coach)
	66	Busby, Jim (Coach)
	67	Jones, Gordon (Coach)
	68-72	Owens, Jim (Coach)
	74-82, 83-85	Lillis, Bob (Coach, Mgr)
	88	Henderson, Steve
	89	Napoleon, Ed (Coach)
	91-05, 10	Bagwell, Jeff (Player, Coach)
	Retired in 2007	
	Jeff Bagwell	

6	Year	Player
	62-63	Harris, Luman (Coach)
	63	Grote, Jerry
	65	Courtney, Clint (Coach)
	66-67	Heist, Al (Coach)
	68	Adlesh, Dave
	69-70	Bryant, Don
	72-77	Johnson, Cliff
	77	Cacek, Craig
	78-79	Baldwin, Reggie
	80-83	Pujols, Luis
	84-88	Bailey, Mark
	88	Spilman, Harry
	89	Gross, Greg
	90-91	Rohde, Dave
	92-94	Taubensee, Eddie
	95-97	Mouton, James
	99-00	Bako, Paul
	00-01	Truby, Chris
	03-09	Bailey, Mark (Coach)
	10-11	Quirk, Jamie (Coach)
	12	Buck, Travis
	13	Villar, Jonathan

7	Year	Player
	62	Ranew, Merritt
	63-68	Bateman, John
	65	Triandos, Gus
	69-74	Edwards, Johnny
	76-82	Virdon, Bill (Manager)
	84	Bannister, Alan
	86-87	Wine, Robbie
	89-07	Biggio, Craig
	Retired in 2008	
	Craig Biggio	

8	Year	Player
	62-63	Smith, Hal
	63-65	Adlesh, Dave
	64	Grote, Jerry
	66-67	Heath, Bill
	67	Brandt, Jackie
	68	King, Hal

70	Watson, Bob
71-72	Hiatt, Jack
72	Sutherland, Gary
73	Batista, Rafael
74-75	May, Milt
76-78	Herrmann, Ed
78-79	Pujols, Luis
80	Morgan, Joe
81	Roberts, Dave
82-83	Bass, Kevin
85-89	Berra, Yogi (Coach)
97	Ashby, Alan (Coach)
98-01	Galante, Matt (Coach)
02, 07	Loretta, Mark
03-04	Spillman, Harry (Coach)
05-06	Gaetti, Gary (Coach)
07-08	Loretta, Mark
09	Boone, Aaron
10-11	Keppinger, Jeff
11	Shuck, J.B.
13	Crowe, Trevor

9	Year	Player
	62-63	Campbell, Jim
	63	Smith, Hal
	64-65	Hoffman, John
	65-68	Brand, Ron
	70	Pepitone, Joe
	72	Stinson, Bob
	73-76	Jutze, Skip
	73	Thornton, Otis
	74	Kelleher, Mick
	77-80	Gonzalez, Julio
	81-82	Pittman, Joe
	85-86	Bullock, Eric
	87	Afenir, Troy
	88-90	Trevino, Alex
	90	McGriff, Terry
	91-95	Servais, Scott
	95-96	Goff, Jerry
	96-97	Knorr, Randy
	98-00	Johnson, Russ
	01	Cubbage, Mike (Coach)
	02	Pena, Tony (Coach)
	03	Porter, Colin
	05	Quintero, Humberto
	06	Huff, Aubrey
	07-11	Pence, Hunter
	12-13	Gonzalez, Marwin

10	Year	Player
	62	Larker, Norm
	63-68	Staub, Rusty
	69-70	Davis, Tommy
	70-73	Howard, Larry
	74-76	Milbourne, Larry
	77-78, 80	Fischlin, Mike
	81-87	Thon, Dickie
	88	Clines, Gene (Coach)
	89	Spilman, Harry
	90-91	Oberkfell, Ken
	91	Eusebio, Tony
	92	Riles, Ernest
	93-94	Cedeno, Andujar
	95-99	Hampton, Mike
	00	Cromer, Tripp
	01-05	Vizcaino, Jose
	06	Bruntlett, Eric
	07	Ransom, Cody
	08-09	Tejada, Miguel
	10-12	Meacham, Bobby (Coach)
	13	Elmore, Jake

ASTROS HISTORY & RECORDS

11	Year	Player
62		Amalfitano, Joey
63		Fazio, Ernie
64-65		Kasko, Eddie
66		Freese, Gene
66		Gotay, Julio
66		Freese, Gene
66		Gotay, Julio
67		Mathews, Eddie
67		Watson, Bob
68-71, 74		Menke, Denis
72-73		Stewart, Jimmy
75-76		Andrews, Rob
77		Sperring, Rob
79-82		Knically, Alan
83-86		DiPino, Frank
86		Lopes, Davey
87-94, 99-00		Caminiti, Ken
97-98, 01-08		Ausmus, Brad
09		Hampton, Mike
10-11		Bourgeois, Jason
12		Domiguez, Matt
13		Mallee, John (Coach)

12	Year	Player
62		Richards, Paul (GM)
63		Morgan, Joe
66		Colbert, Nate
67-75		Rader, Doug
79-89		Reynolds, Craig
90		Wilson, Glenn
91-94		Finley, Steve
95-99		Gutierrez, Ricky
01-02		Spilman, Harry (Coach)
03-04		Kent, Jeff
08		Berry, Sean (Coach)
09		Rodriguez, Ivan
09-10		Manzella, Tommy
11		Barnes, Clint
12		Bixler, Brian
13		Pena, Carlos

13	Year	Player
63-67		Farrell, Turk
69		Blefary, Curt
77-78		Ferguson, Joe
78-80		Bochy, Bruce
84		Wieghaus, Tom
87		Mathis, Ron
88		Camacho, Ernie
89		Wilson, Glenn
90		Young, Gerald
95-03		Wagner, Billy
06-07		Munson, Eric
08		Perez, Tomas
08		Castillo, Jose
10-11		Pedrique, Al (Coach)
12		Pearce, Steve
12		Laird, Brandon
13		Cedeno, Ronny

14	Year	Player
62-68		Aspromonte, Bob
69-71		Martinez, Marty
72-78		Metzger, Roger
79-89		Ashby, Alan
92-93		Ott, Ed (Coach)
95-99		Bell, Derek
01		Hayes, Charlie
02-07		Ensberg, Morgan
08		Bourn, Michael
09-10		Berry, Sean (Coach)
11-13		Martinez, J.D.

15	Year	Player
62-67		Lillis, Bob
68-70		Torres, Hector

71		Metzger, Roger
72-75		Roberts, Dave
76		Taveras, Alex
78		Brumright, Keith
80-81		Woods, Gary
81-82		Ivie, Mike
83-88		Menke, Denis (Coach)
87		Lopes, Davey
89-92		Yelding, Eric
93-96		Drabek, Doug
97-04		Hidalgo, Richard
04		Beltran, Carlos
05-09		Cooper, Cecil (Coach, Mgr)
10,12-13		Castro, Jason

16	Year	Player
62		Goodman, Billy
63		Temple, Johnny
63-65		White, Mike
66-67		Jackson, Sonny
71, 73-74		Busse, Ray
75-76		DaVano, Jerry
77		Fuller, Jim
78-81		Bergman, Dave
81-85		Spilman, Harry
88-92		Ramirez, Rafael
93		James, Chris
95		Shipley, Craig
95-96		May, Derrick
97-99		McCraw, Tom (Coach)
00		Gooden, Dwight
00		Valdes, Marc
01-03		Merced, Orlando
05-07		Lane, Jason
08-09		Romero, Ed (Coach)
10-12		Downs, Matt
13		Porter, Bo (Manager)

17	Year	Player
62		Gernert, Dick
62		Cerv, Bob
63		Pointer, Aaron
64		Hertz, Steve
66-67		Harrison, Chuck
68-69		Gotay, Julio
71		Schlueter, Jay
73		Sutherland, Gary
73		Torres, Hector
75-77		Boswell, Ken
78-81		Landestoy, Rafael
82		Moffitt, Randy
84-89, 93-94		Bass, Kevin
90-92		Cedeno, Andujar
90		Baldwin, Jeff
95		Borders, Pat
95		Plantier, Phil
96-98		Berry, Sean
99		Knorr, Randy
00-10		Berkman, Lance

18	Year	Player
62		Buddin, Don
62-63		Hartman, J.C.
63		Wynn, Jimmy
65-71		Morgan, Joe
72		Fenwick, Bobby
74-75		Gomez, Preston (Mgr)
76-82		Howe, Art
84-85		Tolman, Tim
86-87		Tenace, Gene (Coach)
88		Fishel, John
89-92		Howe, Art (Manager)
94-95		Mouton, James
95		Magadan, Dave
95		Shipley, Craig
96		Sweet, Rick (Coach)
97		Viridon, Bill (Coach)

98, 00-01		Alou, Moises
09		Maysonet, Edwin
10		Sullivan, Cory
10		Hernandez, Anderson
12		Snyder, Chris
13		Lyles, Jordan

19	Year	Player
62		Fazio, Ernie
62		Williams, George
63-65		Jackson, Sonny
67		Rader, Doug
67		Reed, Howie
69-70		Geiger, Gary
71		Thomas, Derrel
72-75		Helms, Tommy
78		Obradovich, Jim
79		Wiedenbauer, Tom
82-90		Boran, Bill
91		Schilling, Curt
92		Geuerrero, Juan
93		Lindeman, Jim
94-96		Hunter, Brian
97		Johnson, Russ
98-00		Henry, Doug
00		Cedeno, Roger
01		Castillo, Vinny
04-07		Palmeiro, Orlando
08		Saccomanno, Mark
10-12		Bogusevic, Brian
13		Grossman, Robbie

20	Year	Player
62		Taussig, Don
62-64		Warwick, Carl
65		Beauchamp, Jim
65-66		Maye, Lee
67		Landis, Jim
67-68		Murrell, Ivan
68-70		McFadden, Leon
70-71		Geronimo, Cesar
73-74		Campbell, Dave
73		Agee, Tommie
75		Rafael, Batista
75		Rosa, de la Jesus
76		Chiles, Rich
77-78		Cannon, Joe
79-80		Heep, Danny
81-82		Sutton, Don
83		Bjorkman, George
84-88		Pankovits, Jim
89-90		Schatzeder, Dan
91		McLemore, Mark
91		Tolentino, Jose
92		Tucker, Eddie
94-01		Eusebio, Tony
02-04		Stone, Ricky
07		Anderson, Josh
08		Cassel, Jack
09-13		Norris, Bud

21	Year	Player
62-65		Spangler, Al
65		Ray, Jim
66		Nicholson, Dave
67-73		Miller, Norm
73-76		Gross, Greg
77		Crawford, Willie
77-90		Puhl, Terry
91-92		Anthony, Eric
93-96		Swindell, Greg
95		Nevin, Phil
95		Hajek, Dave
96		Montgomery, Ray
97		Carr, Chuck
98		Engle, Dave (Coach)
99-00		Meluskey, Mitch

ASTROS HISTORY & RECORDS

01	Servais, Scott
02-03	Hunter, Brian
04-06	Pettitte, Andy
07	White, Rick
07-08	Wigginton, Ty
09-11	Bourn, Michael
13	Martinez, Fernando
13	Humber, Philip

22	Year	Player
	62, 66-68	Davis, Ron
	62	Heist, Al
	63	Paciorek, John
	64	Beauchamp, Jim
	64	Gaines, Joe
	66	Sims, Greg
	68	Herrera, Jose
	69-73, 78-79	Alou, Jesus
	73-75	Easler, Mike
	76-77	Roberts, Leon
	80	Loucks, Scott
	81	Woods, Gary
	82-84	Knight, Ray
	85	Jones, Chris
	86-88	Lanier, Hal (Manager)
	89	Mason, Roger
	90-91	Davidson, Mark
	92, 94	Simms, Mike
	93	Daugherty, Jack
	95	Magadan, Dave
	96	Young, Anthony
	96	Cedeno, Andujar
	97	Howard, Thomas
	98	Incaviglio, Pete
	99	Berkman, Lance
	00	McCraw, Tom (Coach)
	01	Lopez, Mendy
	02-03	Williams, Jimmy (Manager)
	04-06	Clemens, Roger
	08	Cruz Jr., Jose
	08-09	Hawkins, LaTroy
	10	Lindstrom, Matt
	11-13	Corporan, Carlos
	12	Maxwell, Justin
	13	Corporan, Carlos

23	Year	Player
	62	Pendleton, Jim
	63-64	Murrell, Ivan
	64-65	Bond, Walt
	66-67	Wilson, Don
	68-71	Lemaster, Denny
	72-74	May, Lee
	75-80, 84-85	Cabell, Enos
	81-82	Garcia, Kiko
	85	Rivera, German
	86	Driessen, Dan
	87-88	Jackson, Chuck
	89-90	Anthony, Eric
	91	Mota, Andy
	92-93	Jones, Doug
	95-96	Simms, Mike
	98	Grzanich, Mike
	99-00	Mieske, Matt
	00	Zosky, Eddie
	01-02	Milicki, Dave
	03	Saarloos, Kirk
	06	McEwing, Joe
	07	Jennings, Jason
	08	Maysonet, Edwin
	09	Ortiz, Russ
	09-12	Johnson, Chris
	12	Greene, Tyler
	13	Carter, Chris

24	Year	Player
	62	Roberts, Dave
	62	Taussig, Don

62	Weekly, Johnny
63	Adlesh, Dave
64-73	Wynn, Jimmy
74	de los Santos, Ramon
74	Osteen, Claude
75, 77	Gladner, Art
78-79	Sexton, Jimmy
81-82	Heep, Danny
83	Moreno, Omar
85-87	Gainey, Ty
89-91	Ott, Ed (Coach)
90	Stubbs, Franklin
92	Jones, Chris
93	Anthony, Eric
94-96	Miller, Orlando
97-00	Cubbage, Mike (Coach)
01	Barker, Glen
02-05	Lane, Jason
<i>Retired in 2005</i>	
<i>Jimmy Wynn</i>	

25

Year	Player
62	Mejias, Roman
65	Mahoney, Jim
66	Mantilla, Felix
67	Belinsky, Bo
69-72	Walker, Harry (Manager)
73-74	Ballagher, Bob
75-87	Cruz, Jose
88	Bell, Buddy
92	Walling, Denny
97-09	Cruz, Jose (Coach)
Retired in 1992	
Jose Cruz	

26	Year	Player
	62	Temple, Johnny
	63	Hardy, Carroll
	63-64	Weekly, Johnny
	64	Roberts, Dave
	65	Harris, Luman (Manager)
	67	Buzhardt, John
	69-70	Lampard, Keith
	74-78	Howard, Wilbut
	80	Pladson, Gordie
	81-83	Loucks, Scott
	86, 88-90	Meadows, Louie
	87	Householder, Paul
	90-97	Gonzalez, Luis
	04-07	Lamb, Mike
	08-09	Brocaill, Doug
	10	Navarro, Oswaldo
	11-13	Brocaill, Doug (Coach)

27	Year	Player
	62	Browne, Pidge
	63	Goss, Howie
	64	Gaines, Joe
	65	Ratliff, Gene
	66-67	Adlesh, Dave
	68	Colbert, Nate
	68-79	Watson, Bob
	81	Smith, Billy
	82-83	LaCorte, Franke
	84-90	Davis, Glenn
	91-94	Harnisch, Pete
	95-96	Cangelosi, John
	97-00	Bogar, Tim
	01	Astacio, Pedro
	02-03	Blum, Geoff
	04	Hernandez, Carlos
	08-10	Blum, Geoff
	11-13	Altuve, Jose

28	Year	Player
	64	Williams, Walt
	65	Gaines, Joe
	66-67	Pointer, Aaron
	67	Gotay, Julio

68	Thomas, Lee
69	Valdespino, Sandy
70-81	Cedeno, Cesar
83-85	Mumphrey, Jerry
86-89	Hatcher, Billy
89-91	Nichols, Carl
91	Lofton, Kenny
92	Incaviglia, Pete
93	Uribe, Jose
94	Felder, Mike
94-95	Thompson, Milt
96-01	Spiers, Bill
02-07	Everett, Adam
09	Keppinger, Jeff
10-11	Figuerola, Nelson
12	Carpenter, David
12	Fick, C.J.
13	Ankiel, Rick
13	Hoes, L.J.

29	Year	Player
	63-64, 66	Davis, Brock
	67	Harris, Candy
	71-72	Chiles, Rich
	76	Javier, Al
	77-88	Walling, Denny
	88	Smajstria, Craig
	89	Washington, Ron
	90-91	Ortiz, Javier
	92-93	Osuna, Al
	94	Petagine, Roberto
	95	Barfield, Jesse (Coach)
	96	Abreu, Bobby
	97-98	Phillips, J.R.
	97	Ramos, Ken
	99-00	Barker, Glen
	01-04	Dotel, Octavio
	04	Alfaro, Jason
	05-06	Mansolino, Doug (Coach)
	07	Williams, Woody
	08-09	Geary, Geoff
	10-13	Wallace, Brett

30	Year	Player
	62-66	Bruce, Bob
	67	Belinsky, Bo
	68	Buzhardt, John
	73, 75	Crawford, Jim
	76-78	Pentz, Gene
	79-81	Leonard, Jeffrey
	81-84	Scott, Tony
	84	Richardt, Mike
	86	Walker, Tony
	87	Reynolds, Ronn
	87	Waller, Ty
	90-91	Simms, Mike
	92	Distefano, Benny
	93	Parker, Rick
	94-95	Stottlemire, Mel
	96	Hajek, Dave
	96	Olson, Gregg
	99-04	Tamargo, John (Coach)
	05-07	Scott, Luke
	08	Chacon, Shawn
	10-12	Happ, J.A.
	12	Galarraga, Armando
	13	Dominguez, Matt

31	Year	Player
	62	Cicotte, Al
	62-63	McMahon
	64-65	Larsen, Don
	65	Lamabe, Jack
	65	Thomas, Frank
	66	Kroll, Gary
	67	Farrell, Turk
	67	Sherry, Larry
	67	Von Hoff, Bruce

ASTROS HISTORY & RECORDS

68-69	Coombs, Danny
70	DiLauro, Jack
71	Yount, Larry
74-76	Siebert, Paul
74	Brown, Ollie
77-78	Walton, Danny
79-82	LaCorte, Frank
82	Bone, Danny
83, 85, 87-88	Heathcock, Jeff
88-89	Forsch, Bob
90-93, 96	Hernandez, Xavier
94	Bream, Sid
95-96	Tabaka, Jeff
95	Tucker, Eddie
97	Springer, Russ
98-02	Ward, Daryle
03	Chen, Bruce
03	Villone, Ron
04	Duckworth, Brandon
05	Franco, John
05	Gipson, John
08	Newhan, David
09	Smith, Jason
09	Norris, Bud
09	Sadler, Billy
10	Arnsberg, Brad (Coach)
11-12	Barnett, Mike (Coach)
12-13	Gonzalez, Edgar

32	Year	Player
	62-63	Umbricht, Jim
	<i>Retired in 1964</i>	
	<i>Jim Umbricht</i>	

33	Year	Player
	62-63	Brunet, George
	62	Stone, Dean
	64-67	Owens, Jim
	68	Gilson, Hal
	68-71	Mayberry, John
	79	Throop, George
	83-91	Scott, Mike
	<i>Retired in 1992</i>	
	<i>Mike Scott</i>	

34	Year	Player
	62	Giusti, Dave
	63	Cardinal, Conrad
	63	Dickson, Jim
	64-65	Jones, Gordon
	65	MacKenzie, Ken
	65-66	Miller, Norm
	67	Herrera, Jose
	69	Geronimo, Cesar
	73	Upshaw, Cecil
	76-77	Larson, Dan
	78	Williams, Rick
	79	Pladson, Gordie
	80-88	Ryan, Nolan
	<i>Retired in 1996</i>	
	<i>Nolan Ryan</i>	

35	Year	Player
	62-63	Golden, Jim
	64	Morgan, Joe
	65-68	Cuellar, Mike
	65	Harrison, Chuck
	69, 71	Guinn, Skip
	75	Granger, Wayne
	76-84	Sambito, Joe
	86-87	Lopez, Aurelio
	88-90	Meyer, Brian
	91	Capel, Mike
	94-97	Hudek, John
	98	Clark, Dave
	99	Thompson, Ryan
	01	Stone, Ricky

02	Borbon, Pedro
02	Pichardo, Hipolito
03	Bland, Nate
04	Weathers, David
04-07	Wheeler, Dan
09-13	Clark, Dave (Coach)

36	Year	Player
	62-63	Drott, Dick
	62	Johnson, Ken
	62	Witt, George
	64-67	Raymond, Claude
	67	Eilers, Dave
	68-72	Blasingame, Wade
	75-85	Niekro, Joe
	89	Rhoden, Rick
	90	Gullickson, Bill
	91	Wilkins, Dean
	91	Cooper, Gary
	93, 95	Tucker, Eddie
	95	Brumley, Mike
	96	Small, Mark
	98-99	Howell, Jack
	00-03	Linebrink, Scott
	00	Maddux, Mike
	04-06	Springer, Russ
	07	Moehler, Brian
	09	Kata, Matt
	10	Cash, Kevin
	10-11	Sanchez, Angel

37	Year	Player
	64-67	Zachary, Chris
	66	Monteagudo, Aurelio
	68	Browne, Byron
	68	Simpson, Dick
	69-71	Spinks, Scipio
	69	Womack, Dooley
	72-76	Cosgrove, Mike
	72	Gibson, Joe
	77-79	Dixon, Tom
	82	Ray, Larry
	85-87, 90	Kerfeld, Charlie
	91-92	Jones, Jimmy
	93-02	Reynolds, Shane
	04	Oliver, Darren
	04	Backe, Brandon
	05	Self, Todd
	06-07	Albers, Matt
	10-12	Lyon, Brandon
	12	Cordero, Francisco
	13	Martinez, Dennis (Coach)

38	Year	Player
	63-64	Brown, Hal
	65-66	Roberts, Robin
	66	Ray, Jim
	66	Watson, Bob
	69-76	Griffin, Tom
	77-78	Bannister, Floyd
	79	Williams, Rick
	81-83	Tolman, Tim
	86-87	Hernandez, Manny
	89-91	Clancy, Jim
	92	Reynolds, Shane
	94	Hampton, Mike
	95	McMurtry, Craig
	98-99	Bergman, Sean
	99	Javier, Stan
	00	Meacham, Rusty
	01	Jackson, Mike
	02-04	Lamont, Gene (Coach)
	05-06	Astacio, Ezequiel
	07	Driskill, Travis
	08-10	Moehler, Brian
	11	Arnsberg, Brad
	11-13	Paredes, Jimmy

39	Year	Player
	62-63	Kemmerer, Russ
	64-68	Giusti, Dave
	70-72	Culver, George
	73	Pizarro, Juan
	76	Barlow, Mike
	76-79	McLaughlin, Bo
	79	Ladd, Pete
	81-89	Knepper, Bob
	91	Gardner, Chris
	94	Hines, Ben (Coach)
	95	Henneman, Mike
	96	Johnston, John
	97-98	Montgomery, Ray
	98-01	Powell, Jay
	01	Villone, Ron
	02	Mathews, T.J.
	03	Moehler, Brian
	06	Buchholz, Taylor
	07	Mansolino, Doug (Coach)
	08	Wolf, Randy
	09	Fulchino, Jeff
	10-12	Myers, Brett
	12	Barnes, Brandon
	13	Clark, Cody

40	Year	Player
	62-65	Johnson, Ken
	65	Lee, Don
	65-66	Taylor, Ron
	67-74	Wilson, Don
	<i>Retired in 1975</i>	
	<i>Don Wilson</i>	

41	Year	Player
	63	Coombs, Danny
	65-67	Sempera, Carroll
	69	Henry, Bill
	69	Schneider, Dan
	70-71	Cook, Ron
	79-81	Sprowl, Bobby
	79	Wilson, Gary
	85-86	Knudson, Mark
	88	Heathcock, Jeff
	91	Corsi, Jim
	92	Blair, Willie
	94	Martinez, Pedro
	95	Swindell, Greg
	96	Tabaka, Jeff
	97	Martin, Tom
	98	Schourek, Pete
	00	Dotel, Octavio
	01-02	Cruz, Nelson
	03-04	Fernandez, Jared
	03	Johnson, Jonathan
	04-09	Backe, Brandon
	09	Coste, Chris
	10	Daigle, Casey
	10	Esposito, Brian
	11-12	Lyles, Jordan
	13	Veras, Jose
	13	Stassi, Max

42	Year	Player
	62	Shantz, Bobby
	63	Dahl, Jay
	64	Adair, Jimmy (Coach)
	65	Van Hoff, Bruce
	66	Carpin, Frank
	67	Bales, Lee
	68	Shea, Steve
	69-71	Billingham, Jack
	72-75	York, Jim
	76	Hardy, Larry
	77-78	Lemongello, Mark
	79-80, 82	Roberge, Bert

ASTROS HISTORY & RECORDS

85	Mathis, Ron
86	Funk, Tom
88	Anderson, Larry
89	Davidson, Mark
91-93	Jaramill, Rudy (Coach)
94	Martinez, Pedro
96	Strom, Brent (Coach)
97-01	Lima, Jose
<i>Retired by MLB in 1997</i>	
<i>Jackie Robinson</i>	

43	Year	Player
	62	Farrell, Turk
	63-65	Nottebart, Don
	66	Lee, Don
	67-68	House, Pat
	69	Willis, Ron
	70-80	Forsch, Ken
	70	Osinski, Dan
	82-85	Leppert, Don (Coach)
	85-91	Deshaies, Jim
	94-95	Veres, Dave
	97	Minor, Blas
	98	Scanlan, Bob
	98	Henry, Doug
	01	Williams, Mike
	02	Zinter, Alan
	04-05	Harville, Chad
	05	Strickland, Scott
	06-10	Sampson, Chris
	11-12	Rodriguez, Fernando
	13	Peacock, Brad

44	Year	Player
	62	Tiefenauer, Bobby
	63	Zachary, Chris
	64-67	Coombs, Danny
	64	Hoerner, Joe
	67-68	Dukes, Tom
	67	Earley, Arnold
	69	Bouton, Jim
	70	Beauchamp, Jim
	71	Greif, Bill
	74-75	Scherman, Fred
	75-76	Sosa, Jose
	78	Zamora, Oscar
	81-82	Pladson, Gordie
	86-90, 96	Darwin, Danny
	91, 93	Juden, Jeff
	98	Harris, Reggie
	99-00	Holt, Chris
	01-10	Oswalt, Roy
	12	Bjornson, Craig (Coach)
	12-13	Maxwell, Justin
	13	Pagnozzi, Matt

45	Year	Player
	62	Umbrecht, Jim
	64	Bradley, Don
	68-73	Ray, Jim
	74	Nagy, Mike
	76	Rondon, Gil
	77	Thomas, Roy
	78-79	Riccelli, Frank
	80-90	Smith, Dave
	96-97, 99	Holt, Chris
	00-01	Powell, Brian
	01	Rodriguez, Wilfredo
	02	Gordon, Tom
	02	Wesson, Barry
	03-06	Gallo, Mike
	07-12	Lee, Carlos
	12	Van Burkleo, Ty (Coach)
	13	Bedard, Erik

46	Year	Player
	62-65	Woodeshick, Hal

65	Taylor, Ron
65-66	Arlich, Don
66	Gaines, Joe
67	Schneider, Dan
70-71	Harris, Buddy
73-77	Konieczny, Doug
78	Leonard, Jeffrey
79-80	Niemann, Randy
82	DiPino, Frank
83-85	Dawley, Bill
86	Keough, Matt
91-92	Bowen, Ryan
93-94	Edens, Tom
95-96	Brocail, Doug
98-99	Miller, Trever
00	Perez, Yorkis
00, 02-05	Chavez, Raul
06	Quintero, Humberto
07-11	Towles, J.R.
12	Moore, Scott
13	LeBlanc, Wade

47	Year	Player
	63-64	Yellen, Larry
	67	Blasingame, Wade
	69	Watkins, Bob
	72-73	Reuss, Jerry
	74	Johnson, Jerry
	76-81, 88	Andujar, Joaquin
	82, 84-85	Ross, Mark
	86-87, 89-90	Anderson, Larry
	91	Henry, Dwayne
	92	Murphy, Rob
	93	Grant, Mark
	98	Nitkowski, C.J.
	99	McCurry, Jeff
	01	Bottenfield, Kent
	04	Griffiths, Jeremy
	06-07	Miller, Trever
	08-09	Valverde, Jose
	10-11	Fulchino, Jeff
	13	Trembley, Dave (Coach)

48	Year	Player
	63	Hoerner, Joe
	65	Lee, Don
	66-67	Larman, Barry
	68-73	Gladning, Fred
	75	Stanton, Mike
	78-84	Ruhle, Vern
	85-96	Galante, Matt (Coach)
	97-00	Ruhle, Vern (Coach)
	01-04	Hooton, Burt (Coach)
	05-06	Hickey, Jim (Coach)
	08-10	Byrdak, Tim
	12	Pettini, Joe (Coach)
	13	Cosart, Jarred

49	Year	Player
	64-76	Dierker, Larry
	84-86	Calhoun, Jeff
	87-90, 93	Agosto, Juan
	92	Scheid, Rich
	95-96	Dougherty, Jim
	97-01	Dierker, Larry (Manager)
<i>Retired in 2002</i>		<i>Larry Dierker</i>

50	Year	Player
	68	Walton, Danny
	71-80	Richard, J.R.
	87-88	Childress, Rocky
	92	Henry, Butch
	97	Fernandez, Sid
	98-01	Elarton, Scott
	02	Saarloos, Kirk

03	White, Rick
04-07	Qualls, Chad
08	Hernandez, Rinelvys
08-09	Arias, Alberto
12	Bjornson, Craig (Coach)
13	Fields, Josh

51	Year	Player
	76	Lemongello, Mark
	82-84	LaCoss, Mike
	86	Montalvo, Rafael
	89-93	Portugal, Mark
	94	Felder, Mike
	96	Morman, Alvin
	97-00	Cabrera, Jose
	98	Johnson, Randy
	01-04	Redding, Tim
	05-12	Rodriguez, Wandy
	12-13	Radison, Dan (Coach)

52	Year	Player
	65	Gentile, Jim
	82	Cappuzzello, George
	83-87	Solano, Julio
	89	Cano, Jose
	90-91	Osuna, Al
	92-93	Spencer, Tom (Coach)
	94-95	Powell, Ross
	96	Clark, Terry
	97-98	Magnante, Mike
	99-04	Miller, Wade
	05-06	Jimerson, Charlton
	07, 09-10	Paulino, Felipe
	11	Escalona, Sergio

53	Year	Player
	70	Marshall, Mike
	77	Pujols, Luis
	83-86	Madden, Mike
	87-88	Meads, Dave
	90	Clark, Terry
	91-94, 99	Williams, Brian
	97	Abreu, Bobby
	01	Franklin, Wayne
	02-04	Munro, Peter
	05	Burns, Mike
	06	Hirsh, Jason
	08-13	Wright, Wesley

54	Year	Player
	79	Mendoza, Mike
	83-85	Walker, Jerry (Coach)
	88	Hill, Marc (Coach)
	90	Fisher, Brian
	90	Hennis, Randy
	91-92	Cluck, Bob (Coach)
	92	Boever, Joe
	93	Bell, Eric
	97	Greene, Tommy
	97	Henriquez, Oscar
	98	Halama, John
	00	Green, Jason
	02-07	Lidge, Brad
	08-09	Paronto, Chad
	10-11	Melancon, Mark
	13	Blackley, Travis
	13	Martinez, David

55	Year	Player
	83-89	Moss, Les (Coach)
	93	Cluck, Bob (Coach)
	94-96	Henderson, Steve (Coach)
	97	Barrios, Manuel
	01-02	Hernandez, Carlos
	07-11	Quintero, Humberto
	12-13	Cruz, Rhiner

ASTROS HISTORY & RECORDS

56	Year	Player
	70	Bouton, Jim
	87, 91-92	Mallicoate, Rob
	95-97	Wall, Donne
	00	Gross, Kip
	00	Charles, Frank
	03-04	Bullinger, Kirk
	05	Duckworth, Brandon
	06	Barzilla, Phil
	06-07	Jimenez, Hector
	08	Villareal, Oscar
	10	Majewski, Gary
	10	Villar, Henry
	12	Weiland, Kyle
	13	Clemens, Paul

57	Year	Player
	91-97	Kile, Darryl

58	Year	Player
	95-96	Hartgraves, Dean
	99-00, 02	Slusarski, Joe
	01-02	Mann, Jim
	03-04	Miceli, Dan
	05	Driskill, Travis
	06	Munson, Eric
	06-08	Borkowski, Dave
	09	Bazardo, Yorman
	10-12	Abad, Fernando
	13	Murphy, Jeff (coach)

59	Year	Player
	93-96	Jones, Todd
	97	Garcia, Ramon
	00-01	McKnight, Tony
	02-03	Puffer, Brandon
	04	Tremie, Chris
	06, 08	House, J.R.
	07	Sarfate, Dennis

09-12	Lopez, Wilton
13	Humber, Philip
13	Krauss, Marc

60	Year	Player
	67	King, Hal
	75	Sosa, Jose
	00	Franklin, Wayne
	02-03	Robertson, Jeriome
	03	Rosario, Rodrigo
	08	Abercrombie, Reggie
	10	Banks, Josh
	11	Valdez, Jose
	11	Pendleton, Lance
	12-13	Keuchel, Dallas

61	Year	Player
	13	Zeid, Josh

62	Year	Player
	03	Robinson, Jeriome
	07	McLemore, Mark
	11-12	Rodriguez, Aneury
	12-13	Ambriz, Hector

63	Year	Player
	07	Randolph, Stephen
	09-10	Gervacio, Sammy
	11,13	Cedeno, Xavier
	13	Lo, Chia-Jen

64	Year	Player
	06, 08	Nieve, Fernando
	11	Cancel, Robinson
	11-13	Harrell, Lucas

65	Year	Player
	07	Patton, Troy
	11	Sosa, Henry

12	Storey, Mickey
13	Oberholtzer, Brett

66	Year	Player
	01	Rodriguez, Wilfredo
	10-11	Del Rosario, Eneiro
	13	Chapman, Kevin

67	Year	Player
	11	Carpenter, David
	13	De Leon, Jorge

68	Year	Player
	11	Abreu, Juan
	13	Cisnero, Jose

71	Year	Player
	07	Gutierrez, Juan

73	Year	Player
	10	Chacin, Gustavo

75	Year	Player
	08-09	Robinson, Dewey (Coach)

76	Year	Player
	09	Pedrique, Al (Coach)

77	Year	Player
	09	Rodriguez, Ivan
	10	Feliz, Pedro

80	Year	Player
	08	Clark, Dave

99	Year	Player
	94	Williams, Mitch
	96	Young, Anthony

ASTROS HISTORY & RECORDS

MINUTE MAID PARK ALL-TIME LEADERS: BATTING

Games

794.....	Lance Berkman
590.....	Craig Biggio
502.....	Brad Ausmus
425.....	Carlos Lee
422.....	Jeff Bagwell

At-Bats

2758.....	Lance Berkman
2340.....	Craig Biggio
1597.....	Carlos Lee
1506.....	Jeff Bagwell
1503.....	Brad Ausmus

Runs Scored

512.....	Lance Berkman
413.....	Craig Biggio
341.....	Jeff Bagwell
200.....	Carlos Lee
185.....	Hunter Pence

Hits

849.....	Lance Berkman
666.....	Craig Biggio
481.....	Carlos Lee
457.....	Jeff Bagwell
406.....	Hunter Pence

Doubles

194.....	Lance Berkman
164.....	Craig Biggio
97.....	Carlos Lee
83.....	Jeff Bagwell
77.....	Richard Hidalgo

Triples

21.....	Hunter Pence
20.....	Lance Berkman
15.....	Michael Bourn
13.....	Richard Hidalgo
12.....	Craig Biggio

Home Runs

157.....	Lance Berkman
108.....	Jeff Bagwell
79.....	Craig Biggio
78.....	Carlos Lee
65.....	Morgan Ensberg

Runs Batted In

543.....	Lance Berkman
310.....	Jeff Bagwell
297.....	Carlos Lee
263.....	Craig Biggio
210.....	Hunter Pence

Batting Average (min. 600 PA)

.337.....	Moises Alou
.331.....	Jeff Kent
.321.....	Miguel Tejada
.308.....	Lance Berkman
.303.....	Jeff Bagwell

Stolen Bases

96.....	Michael Bourn
39.....	Jose Altuve
39.....	Craig Biggio
39.....	Lance Berkman
38.....	Hunter Pence

Walks

523.....	Lance Berkman
264.....	Jeff Bagwell
197.....	Craig Biggio
180.....	Morgan Ensberg
148.....	Carlos Lee

Strikeouts

525.....	Lance Berkman
397.....	Craig Biggio
324.....	Jeff Bagwell
279.....	Hunter Pence
221.....	Brad Ausmus

Total Bases

1554.....	Lance Berkman
1091.....	Craig Biggio
878.....	Jeff Bagwell
818.....	Carlos Lee
685.....	Hunter Pence

MINUTE MAID PARK ALL-TIME LEADERS: OPPONENT'S HITTING

Games

98.....	Albert Pujols
---------	---------------

At-Bats

381.....	Albert Pujols
----------	---------------

Runs Scored

71.....	Albert Pujols
---------	---------------

Hits

115.....	Albert Pujols
----------	---------------

Doubles

20.....	Chipper Jones
---------	---------------

Triples

4.....	Corey Patterson, Larry Walker
--------	-------------------------------

Home Runs

24.....	Albert Pujols
---------	---------------

Runs Batted In

67.....	Aramis Ramirez
---------	----------------

Batting Average (min. 150 PA)

.415.....	Joey Votto
-----------	------------

On-Base Percentage (min. 150 PA)

.481.....	Joey Votto
-----------	------------

Stolen Bases

12.....	Jimmy Rollins, Jose Reyes
---------	---------------------------

Walks

46.....	Albert Pujols
---------	---------------

Strikeouts

71.....	Adam Dunn
---------	-----------

Total Bases

208.....	Albert Pujols
----------	---------------

ASTROS HISTORY & RECORDS

LONGEST HOME RUNS AT MINUTE MAID PARK

PLAYER	PITCHER	DATE	DISTANCE	LOCATION
Lance Berkman	Jeremi Gonzalez, TB	6-7-03	464	Right
Matt Stairs, PIT	Wade Miller	5-5-03	461	Center
Lance Berkman	Kyle Lohse, STL	6-8-08	460	Center
Barry Bonds, SF	Wade Miller	9-13-00	458	Center
Sammy Sosa, CHI (NL)	Scott Elarton	8-21-00	457	Left
Andy Tracy, MON	Jose Lima	8-5-00	457	Center
Barry Bonds, SF	Wilfredo Rodriguez	10-4-01	454	Right-Center
Lance Berkman	Bronson Arroyo, CIN	7-26-06	452	Center
Prince Fielder, MIL	Brett Myers	4-29-11	450	Right
Shawn Green, LA	Nelson Cruz	6-3-01	449	Center

LONGEST ASTROS HOME RUNS AT MINUTE MAID PARK

PLAYER	PITCHER	DATE	DISTANCE	LOCATION
Lance Berkman	Jeremi Gonzalez, TB	6-7-03	464	Right
Lance Berkman	Kyle Lohse, STL	6-8-08	460	Center
Lance Berkman	Bronson Arroyo, CIN	7-26-06	452	Center
Brett Wallace	Jason Hammel, COL	9-24-11	448	Center
Jason Castro	Matt Garza, TX	8-9-13	445	Right
Lance Berkman	Chris Carpenter, STL	9-21-06	443	Right-Center
Carlos Beltran	Juan Padilla, CIN	9-7-04	442	Right
Lance Berkman	Gary Bennett, ATL	9-29-07	441	Right
Chris Carter	Joe Saunders, SEA	4-24-13	440	Left
Carlos Beltran	Brett Myers, PHI	8-24-04	440	Right
Lance Berkman	Cory Lidle, PHI	7-25-05	440	Center
J.D. Martinez	Madison Bumgarner, SF	8-20-11	440	Center

SHORTEST HOME RUNS AT MINUTE MAID PARK

PLAYER	PITCHER	DATE	DISTANCE	LOCATION
Adam Everett	Brett Tomko, STL	5-22-03	321	Left
Ken Caminiti	Pat Hentgen, STL	4-23-00	329	Left
Jeff Kent	Aaron Harang, CIN	9-6-04	329	Left
Craig Biggio	Cory Lidle, PHI	7-25-05	329	Left
Jorge Cantu, FLA	Bud Norris	8-18-09	329	Left
Jason Castro	Matt Thornton, CWS	6-16-13	329	Left
Brandon Barnes	Greg Reynolds, CIN	9-18-13	329	Left
Mitch Meluskey	Rick Aguilera, CHI	4-26-00	330	Left
Jeff Bagwell	Brian Reith, CIN	6-23-01	330	Right
Lance Berkman	Kevin Jarvis, SD	7-14-01	330	Left
Damian Jackson, SD	Wade Miller	7-14-01	330	Left
Adam Everett	Jeff Bennett, MIL	7-24-04	330	Left
Jason Marquis, STL	Wandy Rodriguez	6-4-05	330	Right
Lance Berkman	Joe Kennedy, COL	6-20-05	330	Left
Brandon Watson, WSH	Ezequiel Astacio	8-9-05	330	Left

MINUTE MAID PARK SINGLE-GAME RECORDS: TEAM

Category	Astros	Opponent
Most At-Bats	66, 8/15/06 vs. Chicago (NL)	66, 8/15/06 by Chicago (NL)
Most Runs	18, 8/26/03 vs. Los Angeles (NL)	19, (2x), last, 4/20/13 by Cleveland
Most Hits	22, 9/16/07 vs. Pittsburgh	25, 9/25/11 by Colorado
Most Doubles	8 (2x), last, 9/12/03 vs. St. Louis	7 (5x), last, 4/20/13 by Cleveland
Most Triples	3, 8/23/13 vs. Toronto	3 (2x), last, 4/2/13 by Texas
Most Home Runs	6 (5x), last, 6/5/13 vs. Baltimore	6 (4x), 4/11/08 by Florida
Most RBI	17, 8/26/03 vs. Los Angeles (NL)	18 (2x), last, 4/20/13 by Cleveland
Most Walks	12, 10/25/05 vs. Chicago (AL)	11 (3x), last, 9/18/19 by Cincinnati
Most Int. Walks	3 (7x), last, 9/24/11 vs. Colorado	3 (8x), last, 9/16/12 by Philadelphia
Most Strikeouts	19, 9/29/13 vs. New York (AL)	18, (2x), last, 5/2/13 by Detroit
Most Stolen Bases	6, (2x), last 8/5/13 vs. Boston	6, 9/18/04 by Milwaukee
Most Caught Stealing	3 (3x), last, 9/13/13 vs. Los Angeles (AL)	2 (19x), last, 8/25/13 by Toronto
Most Ground into DP	4 (6x), last, 8/30/10 vs. St. Louis	6, 5/17/03 by Philadelphia

ASTROS HISTORY & RECORDS

MINUTE MAID PARK RECORDS (REGULAR SEASON ONLY)

Longest Games - Time

5:36	8/15/06 vs. Chicago (NL) (18 inn.)
5:18	9/18/13 vs. Cincinnati (13 inn.)
5:09	7/7/07 vs. New York (NL) (17 inn.)
4:58	8/24/07 vs. Pittsburgh (15 inn.)
4:50	5/2/13 vs. Detroit (14 inn.)
4:48	4/25/06 vs. Los Angeles (NL) (14 inn.)
4:33	8/9/02 vs. Atlanta (13 inn.)
4:24	5/4/08 vs. Milwaukee (12 inn.)
4:23	7/3/07 vs. Philadelphia (13 inn.)
4:23	4/25/09 vs. Milwaukee (11 inn.)

Longest Nine-Inning Games - Time

4:07	5/9/13 vs. Los Angeles (AL)
3:58	8/9/13 vs. Texas
3:56	7/23/12 vs. Cincinnati
3:54	8/6/13 vs. Boston
3:54	10/3/01 vs. San Francisco
3:53	8/7/13 vs. Boston
3:51	4/5/13 vs. Oakland
3:51	4/20/02 vs. San Francisco
3:50	9/14/00 vs. Pittsburgh
3:50	7/5/00 vs. Arizona
3:50	6/26/11 vs. Tampa Bay

Shortest Games

1:50	6/12/05 vs. Toronto
1:54	6/8/03 vs. Tampa Bay
1:58	6/27/12 vs. San Diego
1:58	4/16/04 vs. Milwaukee
2:00	8/30/10 vs. St. Louis
2:06	4/23/10 vs. Pittsburgh
2:06	9/13/03 vs. St. Louis
2:06	9/14/11 vs. Philadelphia
2:08	9/24/03 vs. San Francisco
2:09	5/7/12 vs. Miami
2:09	9/11/08 vs. Pittsburgh

Largest Crowds

43,827	4/6/09 vs. Chicago (NL)
43,823	9/30/07 vs. Atlanta
43,803	4/2/07 vs. Pittsburgh
43,769	6/22/06 vs. Minnesota
43,734	10/4/01 vs. San Francisco
43,704	9/24/06 vs. St. Louis
43,666	4/3/06 vs. Florida
43,630	10/3/01 vs. San Francisco
43,624	9/29/07 vs. Atlanta
43,596	7/30/05 vs. New York (NL)

Smallest Crowds

11,686	4/24/13 vs. Seattle
11,974	5/28/13 vs. Colorado
12,302	5/21/13 vs. Kansas City
12,324	5/22/13 vs. Kansas City
12,584	9/24/12 vs. St. Louis
12,722	7/1/13 vs. Tampa Bay
12,835	8/30/12 vs. San Francisco
12,906	5/8/13 vs. Los Angeles (AL)
12,989	5/20/13 vs. Kansas City
13,003	5/9/13 vs. Los Angeles (AL)

Extra-Inning Games (11+ innings)

18 innings	8/15/06 vs. Chicago (NL) (L, 6-8)
17 innings	7/7/07 vs. New York (NL) (L, 3-5)
15 innings	8/24/07 vs. Pittsburgh (L, 3-8)
14 innings	9/29/13 vs. New York (AL) (L, 1-5)
	5/2/13 vs. Detroit (L, 3-7)
	8/18/10 vs. New York (NL) (L, 2-3)
	4/25/06 vs. Los Angeles (NL) (W, 4-3)
13 innings	9/18/13 vs. Cincinnati (L, 5-6)
	9/24/11 vs. Colorado (L, 2-4)
	6/11/09 vs. Chicago (NL) (W, 2-1)
	7/13/07 vs. Philadelphia (W, 5-4)
	9/2/05 vs. St. Louis (W, 6-5)
	5/16/04 vs. New York (NL) (L, 2-3)
	8/9/02 vs. Atlanta (L, 5-6)
12 innings	9/3/13 vs. Minnesota (L, 6-9)
	5/27/13 vs. Colorado (W, 3-2)
	8/7/12 vs. Washington (L, 2-3)
	5/9/12 vs. Miami (L, 3-5)
	5/4/08 vs. Milwaukee (W, 8-6)
	5/17/07 vs. San Francisco (L, 1-2)
	4/10/06 vs. Washington (W, 5-4)
	7/9/06 vs. St. Louis (L, 5-7)
	4/22/04 vs. St. Louis (L, 1-2)
	6/22/02 vs. Seattle (W, 3-2)
	4/7/02 vs. St. Louis (W, 7-6)
	4/4/01 vs. Milwaukee (W, 8-6)
11 innings	7/4/13 vs. Tampa Bay (L, 5-7)
	8/6/12 vs. Washington (L, 4-5)
	8/21/11 vs. San Francisco (L, 4-6)
	7/20/11 vs. Washington (W, 3-2)
	7/17/11 vs. Pittsburgh (L, 5-7)
	9/10/10 vs. Los Angeles (NL) (L, 2-4)
	5/9/10 vs. San Diego (W, 4-3)
	6/24/09 vs. Kansas City (L, 3-4)
	6/2/09 vs. Colorado (W, 3-2)
	4/25/09 vs. Milwaukee (L, 8-9)
	7/1/08 vs. Los Angeles (NL) (L, 6-7)
	6/12/07 vs. Oakland (W, 5-4)
	6/14/07 vs. Oakland (L, 5-6)
	6/28/07 vs. Colorado (W, 8-5)
	8/10/07 vs. Milwaukee (L, 4-5)
	9/11/07 vs. Chicago (NL) (W, 5-4)
	6/4/06 vs. Cincinnati (L, 4-6)
	7/28/06 vs. Arizona (L, 7-8)
	7/2/03 vs. Milwaukee (L, 3-5)
	8/24/02 vs. Cincinnati (L, 3-5)
	5/24/02 vs. Chicago (NL) (L, 4-5)
	6/21/01 vs. Cincinnati (L, 7-8)
	8/7/00 vs. New York (NL) (L, 5-6)
	5/12/00 vs. Cincinnati (L, 3-7)

MINUTE MAID PARK: ROOF OPEN VS. CLOSED

Year	Roof Open	Roof Closed	Roof Closed, then Open	Overall Home Record
2000	13-17	10-9	16-16	39-42
2001	10-17	13-8	21-12	44-37
2002	11-9	16-11	20-14	47-34
2003	11-10	22-10	15-13	48-33
2004	17-11	26-17	5-5	48-33
2005	15-11	36-17	2-0	53-28
2006	16-10	28-26	0-1	44-37
2007	5-8	37-31	0-0	42-39
2008	12-6	35-25	0-0	47-31
2009	6-9	38-28	0-0	44-37
2010	8-15	34-24	0-0	42-39
2011	6-10	25-40	0-0	31-50
2012	8-6	27-40	0-0	35-46
2013	3-11	21-46	0-0	24-57

When the roof is OPEN the entire game, the Astros are:141-150 (.485)

When the roof is CLOSED the entire game, the Astros are:368-332 (.526)

When the roof is closed at the start, and then opens at some point, Houston is:79-61 (.564)

For ALL games when the roof is closed at the beginning, Houston is:447-393 (.532)

Overall home record at Minute Maid Park:588-543 (.520)

ASTROS HISTORY & RECORDS

1980 NATIONAL LEAGUE CHAMPIONSHIP SERIES

PHILADELPHIA...3 GAMES
HOUSTON2 GAMES

In one of the best League Championship Series in baseball history, the Phillies took the opener 3-1 on the series' only home run - Greg Luzinski's two-run blast in the sixth inning. Game 1 was the only game without extra innings.

The Astros evened the series in Game 2 - breaking a 3-3 tie with four runs in the 10th - and took the series lead in a Game 3 pitchers' duel that featured 10 shut-out innings from Houston's Joe Niekro. Reliever Dave Smith continued the shutout and took the win as Joe Morgan's triple and Denny Walling's sacrifice fly off Phillie ace reliever Tug McGraw scored the game's only run in the bottom of the 11th.

The Phillies rebounded with their own set of extra-inning victories. In Game 4, a single and two doubles pushed across two go-ahead runs in the top of the 10th, and McGraw preserved the edge for his second series save. And in the finale, which featured three lead changes, Del Unser scored on Garry Maddox's 10th-inning double and Dick Ruthven held off Houston to bring the Phillies their first pennant in 30 years.

GAME 1

TUESDAY, OCTOBER 7
PHILADELPHIA 3, HOUSTON 1

Astros	AB	R	H	BI	BB	K	AVG.
Rafael Landestoy, 2b	5	0	0	0	0	0	.000
Enos Cabell, 3b	4	0	1	0	0	0	.250
Jose Cruz, lf	3	1	1	0	1	0	.333
Cesar Cedenro, cf	3	0	1	0	1	0	.333
Art Howe, 1b	4	0	0	0	0	1	.000
Gary Woods, rf	4	0	2	1	0	1	.500
Luis Pujols, ss	3	0	0	0	1	0	.000
Dave Bergman, pr	0	0	0	0	0	0	—
Craig Reynolds, ss	2	0	0	0	1	1	.000
Terry Puhl, ph	1	0	0	0	0	0	.000
Ken Forsch, p	2	0	2	0	0	1	1.000
Jeffrey Leonard, ph	1	0	0	0	0	1	.000
TOTALS	32	1	7	1	4	4	—

Phillies	AB	R	H	BI	BB	K	AVG.
Pete Rose, 1b	4	1	2	0	0	0	.500
Bake McBride, rf	4	0	1	0	0	1	.250
Mike Schmidt, 3b	3	0	0	0	1	1	.000
Greg Luzinski, lf	4	1	1	2	0	1	.250
Del Unser, lf	0	0	0	0	0	0	—
Manny Trillo, 2b	4	0	0	0	0	1	.000
Garry Maddox, cf	3	1	1	0	0	0	.333
Larry Bowa, ss	2	0	1	0	0	0	.500
Bob Boone, c	3	0	1	0	0	0	.333
Steve Carlton, p	2	0	0	0	0	1	.000
Greg Gross, ph	1	0	1	1	0	0	1.000
Tug McGraw, p	0	0	0	0	0	0	—
TOTALS	30	3	8	3	1	5	—

	1	2	3	4	5	6	7	8	9	R	H	E
Astros	0	0	1	0	0	0	0	0	0	1	7	0
Phillies	0	0	0	0	0	2	1	0	x	3	8	1

E-Bowa. DP-Phillies 1. LOB-Astros 9, Phillies 5. Scoring Position-Astros 1-7, Phillies 1-5. HR-Luzinski (1). S-Forsch, Bowa. GDP-Cedenro. SB-McBride (1). Maddox (1). CS-Rose (1).

Astros	IP	H	R	ER	BB	K	ERA
Ken Forsch (L, 0-1)	8.0	8	3	3	1	5	3.38

Phillies	IP	H	R	ER	BB	K	ERA
Steve Carlton (W, 1-0)	7.0	7	1	1	3	3	1.29
Tug McGraw (S, 1)	2.0	0	0	0	1	1	0.00

Time-2:35. Attn.- 65,277. Umpires-HP Engel, 1B Tata, 2B Froemming, 3B Harvey.

GAME 2

WEDNESDAY, OCTOBER 8
HOUSTON 7, PHILADELPHIA 4 (10)

Astros	AB	R	H	BI	BB	K	AVG.
Terry Puhl, rf	5	1	3	2	0	0	.500
Enos Cabell, 3b	4	0	0	0	0	2	.125
Joe Morgan, 2b	2	1	1	0	3	0	.500
R. Landestoy, pr-2b	0	1	0	0	0	0	.000
Jose Cruz, lf	4	1	2	2	1	0	.429
Cesar Cedenro, cf	5	1	1	1	0	0	.250
Art Howe, 1b	4	0	0	0	0	1	.000
Dave Bergman, 1b	1	0	1	2	0	0	1.000
Alan Ashby, c	5	0	0	0	0	0	.000
Craig Reynolds, ss	3	1	0	0	2	0	.000
Nolan Ryan, p	1	1	0	0	1	1	.000
Joe Sambito, p	0	0	0	0	0	0	—
Dave Smith, p	0	0	0	0	0	0	—
Jeffrey Leonard, ph	1	0	0	0	0	1	.000
Frank LaCorte, p	1	0	0	0	0	0	.000
Joaquin Andujar, p	0	0	0	0	0	0	—
TOTALS	36	7	8	7	7	5	—

Phillies	AB	R	H	BI	BB	K	AVG.
Pete Rose, 1b	4	0	2	0	2	0	.500
Bake McBride, rf	5	0	1	0	1	1	.222
Mike Schmidt, 3b	6	1	2	0	0	1	.222
Greg Luzinski, lf	4	1	2	1	0	2	.375
Lonnie Smith, pr-lf	1	1	1	0	0	0	1.000
Manny Trillo, 2b	3	0	1	0	0	1	.143
Garry Maddox, cf	5	0	2	2	0	1	.375
Larry Bowa, ss	4	1	2	0	1	1	.500
Bob Boone, c	4	0	1	0	1	1	.286
Dick Ruthven, p	2	0	0	0	0	2	.000
Greg Gross, ph	0	0	0	0	0	0	1.000
Tug McGraw, p	0	0	0	0	0	0	—
Del Unser, ph	1	0	0	0	0	0	.000
Ron Reed, p	0	0	0	0	0	0	—
Kevin Saucier, p	0	0	0	0	0	0	—
George Vukovich, ph1	0	0	0	0	0	0	.000
TOTALS	40	4	14	3	5	10	—

	1	2	3	4	5	6	7	8	9	10	R	H	E
Astros	0	0	1	0	0	0	1	1	0	4	7	8	1
Phillies	0	0	0	2	0	0	0	1	0	1	4	14	2

E-McBride, Reynolds, Schmidt. DP-Phillies 1. LOB-Astros 8, Phillies 14. Scoring Position-Astros 5-11, Phillies 4-13. 2B-Puhl (1), Morgan (1), Schmidt (1), Luzinski (1). 3B-Bergman (1). S-Cabell, Ryan, Trillo 2, Gross. GDP-Cedenro. CS-Maddox (1).

Astros	IP	H	R	ER	BB	K	ERA
Nolan Ryan	6.1	8	2	2	1	6	2.84
Joe Sambito	0.1	0	0	0	1	1	0.00
Dave Smith	1.1	2	1	1	1	2	6.75
Frank LaCorte (W, 1-0)	1.0	4	1	0	1	1	0.00
Joaquin Andujar (S, 1)	1.0	0	0	0	1	0	0.00

Phillies	IP	H	R	ER	BB	K	ERA
Dick Ruthven	7.0	3	2	2	5	4	2.57
Tug McGraw	1.0	2	1	1	0	0	3.00
Ron Reed (L, 0-1)	1.1	2	4	4	1	1	127.00
Kevin Saucier	0.2	1	0	0	1	0	0.00

IBB- Morgan (Reed), Reynolds (by Saucier), Rose (by Sambito), Bowa (by Smith.)
Time-3:34. Attn.- 65,476. Umpires-HP Tata, 1B Froemming, 2B Harvey, 3B Vargo.

ASTROS HISTORY & RECORDS

1980 NATIONAL LEAGUE CHAMPIONSHIP SERIES

GAME 3

FRIDAY, OCTOBER 10

HOUSTON 1, PHILADELPHIA 0 (11)

Phillies	AB	R	H	B	I	B	B	K	AVG.
Pete Rose, 1b	5	0	1	0	0	1			.385
Bake McBride, rf	5	0	1	0	0	0			.214
Mike Schmidt, 3b	5	0	1	0	0	0			.214
Greg Luzinski, lf	5	0	0	0	0	1			.231
Manny Trillo, 2b	5	0	2	0	0	0			.250
Garry Maddox, cf	4	0	2	0	0	0			.417
Larry Bowa, ss	3	0	0	0	2	0			.333
Bob Boone, c	4	0	0	0	0	0			.182
Del Unser, ph	1	0	0	0	0	1			.000
Keith Moreland, c	0	0	0	0	0	0			—
Larry Christenson, p	2	0	0	0	0	1			.000
George Vukovich, ph	1	0	0	0	0	0			.000
Dickie Noles, p	0	0	0	0	0	0			—
Tug McGraw, p	1	0	0	0	0	0			.000
TOTALS	41	0	7	0	2	4			—

Astros	AB	R	H	B	I	B	B	K	AVG.
Terry Puhl, rf-cf	4	0	2	0	1	1			.500
Enos Cabell, 3b	4	0	2	0	0	0			.250
Joe Morgan, 2b	4	0	1	0	1	0			.333
Rafael Landestoy, pr	0	1	0	0	0	0			.000
Jose Cruz, lf	2	0	1	0	3	0			.444
Cesar Cedeno, cf	3	0	0	0	0	0			.182
Dave Bergman, 1b	1	0	0	0	0	0			.500
Art Howe, ph	0	0	0	0	1	0			.000
Denny Walling, 1b-rf	3	0	0	1	1	0			.000
Luis Pujols, c	3	0	0	0	1	0			.000
Craig Reynolds, ss	3	0	0	0	0	0			.000
Joe Niecko, p	3	0	0	0	0	1			.000
Gary Woods, ph	1	0	0	0	0	1			.400
Dave Smith, p	0	0	0	0	0	0			—
TOTALS	31	1	6	1	8	3			—

	1	2	3	4	5	6	7	8	9	10	11	R	H	E
Phillies	0	0	0	0	0	0	0	0	0	0	0	7	1	
Astros	0	0	0	0	0	0	0	0	0	0	1	6	1	

E-Bergman, Christenson. DP-Phillies 2. LOB-Phillies 11, Astros 10. Scoring Position-Phillies 0-8, Astros 0-9. 2B-Trillo (1), Maddox (1), Puhl (2). 3B-Morgan (1), Cruz (1). S-Cabell, Reynolds. SF-Walling. GDP-Cruz, Cedeno. SB-Schmidt (1), Maddox (2). CS-Cabell (1).

Phillies	IP	H	R	ER	B	B	K	ERA
Larry Christenson	6.0	3	0	0	4	2	0	0.00
Dickie Noles	1.1	1	0	0	1	0	0	0.00
Tug McGraw (L, 0-1)	3.0	2	1	1	3	1	3	3.00

Astros	IP	H	R	ER	B	B	K	ERA
Joe Niecko	10.0	6	0	0	1	2	0	0.00
Dave Smith (W, 1-0)	1.0	1	0	0	1	2	3	3.86

PB-Pujols. HBP-Maddox by Niecko. Time: 3:22. Attn.—44,443. Umpires—HP Froemming, 1B Harvey, 2B Vargo, 3B Crawford.

GAME 4

SATURDAY, OCTOBER 11

PHILADELPHIA 5, HOUSTON 3 (10)

Phillies	AB	R	H	B	I	B	B	K	AVG.
Lonnie Smith, lf	4	1	2	0	0	0			.600
Del Unser, lf-rf	1	0	0	0	0	1			.000
Pete Rose, 1b	4	2	2	1	1	1			.412
Mike Schmidt, 3b	5	0	2	1	0	1			.263
Bake McBride, rf	4	0	2	0	0	1			.278
Greg Luzinski, ph	1	1	1	1	0	0			.286
Tug McGraw, p	0	0	0	0	0	0			.000
Manny Trillo, 2b	4	0	2	2	0	0			.313
Garry Maddox, cf	4	0	0	0	1	1			.313
Larry Bowa, ss	5	0	1	0	1	0			.286
Bob Boone, c	4	0	0	0	0	1			.133
Steve Carlton, p	2	0	0	0	0	0			.000
Dickie Noles, p	0	0	0	0	0	0			—
Kevin Saucier, p	0	0	0	0	0	0			—
Ron Reed, p	0	0	0	0	0	0			—
Greg Gross, ph	1	1	1	0	0	1			.000
Warren Brusstar, p	1	0	0	0	0	1			.000
George Vukovich, lf	0	0	0	0	0	0			.000
TOTALS	40	5	13	5	2	8			—

Astros	AB	R	H	B	I	B	B	K	AVG.
Terry Puhl, cf	3	0	1	1	2	1			.462
Enos Cabell, 3b	4	1	1	0	1	0			.250
Joe Morgan, 2b	3	0	0	0	2	1			.222
Gary Woods, rf	2	0	0	0	1	0			.286
Denny Walling, ph	1	0	0	0	0	0			.000
Jeffrey Leonard, rf	1	0	0	0	0	0			.000
Art Howe, 1b	3	0	1	1	1	0			.091
Jose Cruz, lf	3	0	0	0	1	1			.333
Luis Pujols, c	3	1	1	0	0	0			.111
Bruce Bochy, c	1	0	0	0	0	0			.000
Rafael Landestoy, ss	3	1	1	1	0	0			.125
Vern Ruhle, p	3	0	0	0	0	1			.000
Dave Smith, p	0	0	0	0	0	0			—
Joe Sambito, p	0	0	0	0	0	0			—
TOTALS	30	3	5	3	9	4			—

	1	2	3	4	5	6	7	8	9	10	R	H	E
Phillies	0	0	0	0	0	0	0	3	0	2	5	13	0
Astros	0	0	0	1	1	0	0	0	1	0	3	5	1

E-Landestoy. DP-Phillies 3, Astros 2. LOB-Phillies 8, Astros 8. Scoring Position-Phillies 3-14, Astros 2-8. 2B-Trillo (1), Cabell (1), Howe (1), Luzinski (2). 3B-Pujols (1). S-Sambito. SF-Trillo. SB-L-Smith (1), McBride (2), Bowa (1), Puhl (1), Woods (1), Landestoy (1).

Phillies	IP	H	R	ER	B	B	K	ERA
Steve Carlton	5.1	4	2	2	5	3	2	1.19
Dickie Noles	1.1	0	0	0	2	0	0	0.00
Kevin Saucier	0.0	0	0	0	1	0	0	0.00
Ron Reed	0.1	0	0	0	0	0	0	0.00
W. Brusstar (BS, 1; W, 1-0)	2.0	1	1	1	1	0	0	4.50
Tug McGraw (S, 2)	1.0	0	0	0	0	1	2	2.57

Astros	IP	H	R	ER	B	B	K	ERA
Vern Ruhle	7.0	8	3	3	1	3	3	3.86
Dave Smith (BS, 1)	0.0	1	0	0	0	0	0	3.86
Joe Sambito (L, 0-1)	3.0	4	2	2	1	5	5	4.50

Saucier pitched to one batter in the 7th. Ruhle pitched to four batters in the 8th. D.Smith pitched to one batter in the 8th. Time: 3:55. Attn.—44,952. Umpires—HP Harvey, 1B Vargo, 2B Crawford, 3B Engel.

GAME 5

SUNDAY, OCTOBER 12

PHILADELPHIA 8, HOUSTON 7 (10)

Phillies	AB	R	H	B	I	B	B	K	AVG.
Pete Rose, 1b	3	0	1	1	2	1			.400
Bake McBride, rf	3	0	0	0	0	2			.238
Keith Moreland, ph	1	0	0	1	0	0			.000
Ramon Aviles, pr	0	1	0	0	0	0			—
Tug McGraw, p	0	0	0	0	0	0			.000
George Vukovich, ph	1	0	0	0	0	0			.000
Dick Ruthven, p	0	0	0	0	0	0			.000
Mike Schmidt, 3b	5	0	0	0	0	3			.208
Greg Luzinski, lf	3	0	1	0	2	2			.294
Lonnie Smith, pr	0	0	0	0	0	0			.600
Larry Christenson, p	0	0	0	0	0	0			.000
Ron Reed, p	0	0	0	0	0	0			—
Del Unser, ph-rf	2	2	2	1	0	0			.400
Manny Trillo, 2b	5	1	3	2	0	0			.381
Garry Maddox, cf	4	1	1	1	1	0			.300
Larry Bowa, ss	5	1	2	0	1	1			.316
Bob Boone, c	3	1	2	2	0	0			.222
Marty Bystrom, p	2	0	0	0	0	1			.000
Warren Brusstar, p	0	0	0	0	0	0			.000
Greg Gross, lf	2	1	1	0	0	0			.750
TOTALS	39	8	13	8	3	10			—

Astros	AB	R	H	B	I	B	B	K	AVG.
Terry Puhl, cf	6	3	4	0	0	0			.526
Enos Cabell, 3b	5	0	1	0	1	0			.238
Joe Morgan, 2b	4	0	0	0	0	0			.154
Rafael Landestoy, 2b	1	0	1	1	0	0			.222
Jose Cruz, lf	3	1	2	2	2	0			.400
Denny Walling, rf	5	2	1	1	0	0			.111
Frank LaCorte, p	0	0	0	0	0	0			.000
Art Howe, 1b	4	0	2	1	0	0			.200
Dave Bergman, pr-1b	1	0	0	0	0	0			.333
Luis Pujols, c	1	0	0	0	1	0			.100
Alan Ashby, ph-c	3	0	1	1	0	0			.125
Craig Reynolds, ss	5	1	2	0	0	0			.154
Nolan Ryan, p	3	0	0	0	0	1			.000
Joe Sambito, p	0	0	0	0	0	0			—
Ken Forsch, p	0	0	0	0	0	0			1.000
Gary Woods, ph-rf	1	0	0	0	1	0			.250
Danny Heep, ph	1	0	0	0	0	0			.000
TOTALS	43	7	14	6	3	10			—

	1	2	3	4	5	6	7	8	9	10	R	H	E
Phillies	0	2	0	0	0	0	5	0	1	8	13	2	
Astros	1	0	0	0	1	3	2	0	0	7	14	0	

E-Luzinski, Trillo. DP-Astros 2. LOB-Phillies 5, Astros 10. Scoring Position-Phillies 5-13, Astros 5-16. 2B-Maddox (2), Cruz (1), Reynolds (1), Unser (1). 3B-Trillo (1), Howe (1). S-Boone, Cabell. GDP-Maddox 2. SB-Puhl (2). CS-Rose (2).

Phillies	IP	H	R	ER	B	B	K	ERA
Marty Bystrom	5.1	7	2	1	2	1	1	1.69
Warren Brusstar	0.2	0	0	0	0	0	0	3.38
Larry Christenson	0.2	2	3	1	0	0	0	4.05
Ron Reed	0.1	1	0	0	0	0	0	18.00
Tug McGraw (BS, 1)	1.0	4	2	2	0	2	5	4.50
Dick Ruthven (W, 1-0)	2.0	0	0	0	0	0	0	2.00

Astros	IP	H	R	ER	B	B	K	ERA
Nolan Ryan	7.0	8	6	6	2	8	5	5.40
Joe Sambito (H, 1)	0.1	0	0	0	0	0	0	4.91
Ken Forsch (BS, 1)	0.2	2	1	1	0	1	0	4.15
Frank LaCorte (L, 1-1)	2.0	3	1	1	1	1	0	3.00
Ryan pitched to four batters in the 8th.								

WP-Christenson. Time: 3:38. Attn.—44,802. Umpires—HP Vargo, 1B Crawford, 2B Engel, 3B Tata.

ASTROS HISTORY & RECORDS

1981 NATIONAL LEAGUE WEST DIVISION SERIES

LOS ANGELES..... 3 GAMES
HOUSTON 2 GAMES

Because of a midseason player strike that forced a complete shut-down of Major League Baseball for almost two months, a split-season format and a new tier of playoffs were created after the work stoppage ended. This new format matched the Astros against the Los Angeles Dodgers for a best-of-five National League West Division Series.

Behind Nolan Ryan's pitching and Alan Ashby's two-run homer in the ninth inning, the Astros took a 3-1 victory in Game 1. Houston then took a 2-0 series lead with a 1-0 triumph in Game 2 as Denny Walling stroked a pinch-hit single with the bases loaded and two out in the 11th inning.

Back in their familiar L.A. surroundings, the Dodgers managed to take control of the remainder of the series. They erupted for three first-inning runs in Game 3 and coasted to a 4-1 victory as three pitchers combined on a three-hitter.

Game 4 turned out to be a pitcher's battle. Neither the Dodgers nor the Astros put a runner on base in the first four innings as Fernando Valenzuela and Vern Ruhle were in complete command. Both pitchers allowed four hits in the game, but Pedro Guerrero belted a solo homer in the fifth and Bill Russell added an RBI single in the seventh to give the Dodgers a 2-1 victory that evened the series at two games apiece.

Another pitching struggle ensued in Game 5. Nolan Ryan dominated the Dodgers until the sixth inning, when L.A. put together a three-run rally. Los Angeles starter Jerry Reuss threw a five-hit shutout in the 4-0 victory.

GAME 1

TUESDAY, OCTOBER 6
HOUSTON 3, LOS ANGELES 1

Dodgers	ABR	H	BI	BB	KAVG.
Davey Lopes, 2b	4	0	0	0	2.000
Ken Landreaux, cf	4	0	1	0	1.250
Dusty Baker, lf	3	0	0	0	0.000
Steve Garvey, 1b	3	1	1	1	0.333
Rick Monday, rf	2	0	0	1	1.000
Pedro Guerrero, 3b	3	0	0	0	1.000
Mike Scioscia, c	3	0	0	0	1.000
Bill Russell, ss	3	0	0	0	0.000
Fernando Valenzuela, p	2	0	0	0	1.000
Jay Johnstone, ph	1	0	0	0	0.000
Dave Stewart, p	0	0	0	0	0.000
TOTALS	28	1	2	1	1.7

Astros	ABR	H	BI	BB	KAVG.
Terry Puhl, rf	4	1	2	0	0.500
Phil Garner, 2b	3	0	0	1	1.000
Tony Scott, cf	4	0	1	1	0.250
Jose Cruz, lf	4	0	0	0	2.000
Cesar Cedeno, 1b	4	0	2	0	1.500
Art Howe, 3b	4	0	1	0	0.250
Kiko Garcia, ss	3	0	0	0	1.000
Craig Reynolds, ph	1	1	1	0	01.000
Alan Ashby, c	3	1	1	2	1.0.333
Nolan Ryan, p	3	0	0	0	1.000
TOTALS	33	3	8	3	2.7

	1	2	3	4	5	6	7	8	9	R	H	E
Dodgers	0	0	0	0	0	0	1	0	1	2	0	0
Astros	0	0	0	0	0	1	0	0	2	3	8	0

DP-Astros 1. LOB-Dodgers 1, Astros 6.
Scoring Position-Dodgers 0-0, Astros 1-6.
2B-Cedeno (1). HR-Garvey (1), Ashby (1).
GDP-Baker. SB-Cedeno 2 (2).

Dodgers	IP	H	R	ER	BB	K	ERA
Fernando Valenzuela	8.0	6	1	1	2	6	1.13
Dave Stewart (L, 0-1)	0.2	2	2	2	0	1	27.00

Astros	IP	H	R	ER	BB	K	ERA
Nolan Ryan (W, 1-0)	9.0	2	1	1	1	7	1.00

IBB- Ashby (by Valenzuela). Time-2:22.
Attn.-44,836. Umpires-HP Dale, 1B Quick,
2B Davidson, 3B McSherry.

GAME 2

WEDNESDAY, OCTOBER 7

Dodgers	AB	R	H	BI	BB	K	AVG.
Davey Lopes, 2b	5	0	2	0	0	2	.222
Mike Marshall, ph	1	0	0	0	0	1	.000
Dave Stewart, p	0	0	0	0	0	0	—
Terry Forster, p	0	0	0	0	0	0	—
Tom Niedenfuer, p	0	0	0	0	0	0	—
Ken Landreaux, cf	4	0	1	0	0	0	.250
Dusty Baker, lf	4	0	1	0	1	0	.143
Steve Garvey, 1b	5	0	1	0	0	0	.250
Rick Monday, rf	4	0	1	0	0	0	.167
Derral Thomas, rf	1	0	0	0	0	1	.000
Pedro Guerrero, 3b	5	0	1	0	0	0	.125
Mike Scioscia, c	4	0	1	0	0	0	.143
Steve Yeager, ph-c	1	0	1	0	0	0	1.000
Bill Russell, ss	2	0	0	0	3	0	.000
Jerry Reuss, p	4	0	0	0	0	4	.000
Steve Howe, p	0	0	0	0	0	0	—
Reggie Smith, ph	1	0	0	0	0	1	.000
Steve Sax, 2b	0	0	0	0	0	0	—
TOTALS	41	0	9	0	4	9	—

Astros	AB	R	H	BI	BB	K	AVG.
Terry Puhl, rf	5	0	1	0	0	0	.333
Phil Garner, 2b	5	1	2	0	0	0	.250
Tony Scott, cf	5	0	1	0	1	2	.222
Jose Cruz, lf	5	0	2	0	0	0	.222
Cesar Cedeno, 1b	3	0	0	2	1	2	.286
Art Howe, 3b	4	0	0	0	1	1	.125
Dickie Thon, ss	4	0	2	0	0	0	.500
Denny Walling, ph	1	0	1	1	0	0	1.000
Luis Pujols, c	3	0	0	0	0	1	.000
Joe Niekro, p	2	0	0	0	0	0	.000
Gary Woods, ph	1	0	0	0	0	0	.000
Dave Smith, p	0	0	0	0	0	0	—
Joe Pittman, ph	1	0	0	0	0	0	.000
Joe Sambito, p	0	0	0	0	0	0	—
TOTALS	39	1	9	1	3	4	—

	1	2	3	4	5	6	7	8	9	10	11	R	H	E
Dodgers	0	0	0	0	0	0	0	0	0	0	0	9	1	0
Astros	0	0	0	0	0	0	0	0	0	0	1	9	0	0

E-Russell. LOB-Dodgers 13, Astros 10. Scoring Position-Dodgers 0-9, Astros 2-10. 2B-Lopes (1), Yeager (1). S-Landreaux, Pujols. SB-Cruz (1). CS-Cedeno (1).

Dodgers	IP	H	R	ER	BB	K	ERA
Jerry Reuss	9.0	5	0	0	2	3	0.00
Steve Howe	1.0	1	0	0	0	0	0.00
Dave Stewart (L, 0-2)	0.0	2	1	1	0	0	04.50
Terry Forster	0.1	0	0	0	0	0	0.00
Tom Niedenfuer	0.1	1	0	0	1	1	0.00

Astros	IP	H	R	ER	BB	K	ERA
Joe Niekro	8.0	7	0	0	3	4	0.00
Dave Smith	2.0	1	0	0	0	3	0.00
Joe Sambito (W, 1-0)	1.0	1	0	0	1	2	0.00

IBB- Howe (by Reuss), Cedeno (by Niedenfuer).
Stewart pitched to two batters in the 11th. Time-3:39. Attn.-42,398. Umpires-HP Quick, 1B Davidson, 2B McSherry, 3B Weyer.

ASTROS HISTORY & RECORDS

1981 NATIONAL LEAGUE WEST DIVISION SERIES

GAME 3

FRIDAY, OCTOBER 9
LOS ANGELES 6, HOUSTON 1

Astros	AB	R	H	BI	BB	K	AVG.
Terry Puhl, rf	4	0	0	0	0	1	.231
Phil Garner, 2b	2	0	0	0	2	1	.200
Tony Scott, cf	4	0	0	0	0	1	.154
Jose Cruz, lf	4	0	2	0	0	0	.308
Cesar Cedeno, 1b	4	0	0	0	0	0	.182
Alan Ashby, c	2	0	0	0	1	0	.200
Art Howe, 3b	2	1	1	1	0	0	.200
Craig Reynolds, ss	2	0	0	0	0	1	.333
Dickie Thon, ph-ss	1	0	0	0	0	0	.400
Bob Knepper, p	1	0	0	0	0	0	.000
Harry Spillman, ph	1	0	0	0	0	0	.000
Frank LaCorte, p	0	0	0	0	0	0	—
Gary Woods, ph	1	0	0	0	0	1	.000
Joe Sambito, p	0	0	0	0	0	0	—
Billy Smith, p	0	0	0	0	0	0	—
TOTALS	28	1	3	1	4	5	—

Dodgers	AB	R	H	BI	BB	K	AVG.
Davey Lopes, 2b	3	1	1	0	2	0	.250
Ken Landreaux, cf	4	0	1	1	0	0	.250
Dusty Baker, lf	5	1	2	1	0	0	.250
Steve Garvey, 1b	4	1	2	2	0	2	.333
Pedro Guerrero, 3b	3	0	1	0	1	1	.182
Rick Monday, rf	3	0	1	0	0	1	.222
Derrel Thomas, ph-rf	1	1	0	0	0	0	.000
Steve Yeager, c	4	1	1	0	0	1	.400
Bill Russell, ss	4	1	1	1	0	1	.111
Burt Hooton, p	3	0	0	0	0	0	.000
Steve Howe, p	0	0	0	0	0	0	—
Reggie Smith, ph	0	0	1	0	0	0	.000
Bob Welch, p	0	0	0	0	0	0	—
TOTALS	34	6	10	6	3	6	—

	1	2	3	4	5	6	7	8	9	R	H	E
Astros	0	0	1	0	0	0	0	0	0	1	3	2
Dodgers	3	0	0	0	0	0	3	x	6	10	0	0

E-Cruz, Cedeno. DP-Dodgers 2. LOB-Astros 4, Dodgers 9. Scoring Position-Astros 0-4, Dodgers 4-10. 2B-Cruz (1), Baker (1), Guerrero (1). HR-A.Howe (1), Garvey (2). S-Landreaux. SF-R.Smith. GDP-Cedeno, Scott.

Astros	IP	H	R	ER	BB	K	ERA
Bob Knepper (L, 0-1)	5.0	6	3	3	2	4	5.40
Frank LaCorte	2.0	0	0	0	0	2	0.00
Joe Sambito	0.2	4	3	3	1	0	16.20
Billy Smith	0.1	0	0	0	0	0	0.00

Dodgers	IP	H	R	ER	BB	K	ERA
Burt Hooton (W, 1-0)	7.0	3	1	1	3	2	1.29
Steve Howe (H, 1)	1.0	0	0	0	0	2	0.00
Bob Welch	1.0	0	0	0	1	1	0.00

LOB-Guerrero by (Knepper), Lopes (by Sambito). WP-Knepper. Time-2:35. Attn.-46,820. Umpires-HP Davidson, 1B McSherry, 2B Weyer, 3B Montague.

GAME 4

SATURDAY, OCTOBER 10
LOS ANGELES 2, HOUSTON 1

Astros	AB	R	H	BI	BB	K	AVG.
Terry Puhl, rf	4	1	1	0	0	0	.235
Phil Garner, 2b	4	0	0	0	0	1	.143
Tony Scott, cf	4	0	1	1	0	2	.176
Jose Cruz, lf	4	0	0	0	0	0	.235
Cesar Cedeno, 1b	2	0	1	0	0	0	.231
Denny Walling, 1b	1	0	0	0	0	0	.500
Art Howe, 3b	3	0	1	0	0	0	.231
Dickie Thon, ss	2	0	0	0	1	0	.286
Luis Pujols, c	3	0	0	0	0	0	.000
Vern Ruhle, p	1	0	0	0	0	1	.000
Kiko Garcia, ph	1	0	0	0	0	0	.000
TOTALS	29	1	4	1	1	4	—

Dodgers	AB	R	H	BI	BB	K	AVG.
Davey Lopes, 2b	3	0	0	0	1	0	.200
Ken Landreaux, cf	4	0	0	0	0	0	.188
Dusty Baker, lf	3	0	0	0	0	0	.200
Steve Garvey, 1b	3	1	1	0	0	0	.333
Rick Monday, rf	2	0	0	0	0	1	.182
Derrel Thomas, rf	0	0	0	0	0	0	.000
Pedro Guerrero, 3b	3	1	1	1	0	0	.214
Mike Scioscia, c	2	0	0	0	1	0	.111
Bill Russell, ss	3	0	2	1	0	0	.250
Fernando Valenzuela, p	2	0	0	0	0	0	.000
TOTALS	25	2	4	2	2	1	—

	1	2	3	4	5	6	7	8	9	R	H	E
Astros	0	0	0	0	0	0	0	0	1	1	4	0
Dodgers	0	0	0	0	1	0	1	0	x	2	4	0

LOB-Astros 3, Dodgers 3. Scoring Position-Astros 1-4, Dodgers 1-4. 2B-Puhl (1). HR-Guerrero (1). S-Ruhle, Monday, Valenzuela. CS-Cedeno (2).

Astros	IP	H	R	ER	BB	K	ERA
Vern Ruhle (L, 0-1)	8.0	4	2	2	2	1	2.25

Dodgers	IP	H	R	ER	BB	K	ERA
Valenzuela (W, 1-0)	9.0	4	1	1	1	4	1.06

IBB- Scioscia (by Ruhle)

Time-2:00. Attn.-55,983. Umpires-HP McSherry, 1B Weyer, 2B Montague, 3B Dale.

GAME 5

SUNDAY, OCTOBER 11
LOS ANGELES 4, HOUSTON 0

Astros	AB	R	H	BI	BB	K	AVG.
Terry Puhl, rf	4	0	0	0	0	0	.190
Phil Garner, 2b	4	0	0	0	0	0	.111
Tony Scott, cf	3	0	0	0	1	1	.150
Art Howe, 3b	4	0	1	0	0	0	.235
Jose Cruz, lf	3	0	2	0	1	1	.300
Denny Walling, 1b	4	0	1	0	0	1	.333
Dickie Thon, ss	4	0	0	0	0	0	.182
Alan Ashby, c	4	0	0	0	0	0	.111
Nolan Ryan, p	1	0	1	0	1	0	.250
Joe Pittman, ph	1	0	0	0	0	0	.000
Dave Smith, p	0	0	0	0	0	0	—
Frank LaCorte, p	0	0	0	0	0	0	—
Dave Roberts, ph	1	0	0	0	1	0	.000
TOTALS	33	0	5	0	3	4	—

Dodgers	AB	R	H	BI	BB	K	AVG.
Davey Lopes, 2b	5	0	1	0	0	3	.200
Ken Landreaux, cf	4	1	1	0	0	0	.200
Dusty Baker, lf	3	1	0	0	0	0	.167
Steve Garvey, 1b	4	1	2	1	0	0	.368
Rick Monday, rf	3	1	1	1	1	1	.214
Derrel Thomas, ph-rf	0	0	0	0	0	0	.000
Pedro Guerrero, 3b	3	0	0	0	1	2	.176
Mike Scioscia, c	4	0	1	1	0	1	.154
Bill Russell, ss	4	0	1	0	0	0	.250
Jerry Reuss, p	4	0	0	0	0	4	.000
TOTALS	34	4	7	3	3	11	—

	1	2	3	4	5	6	7	8	9	R	H	E
Astros	0	0	0	0	0	0	0	0	0	0	5	3
Dodgers	0	0	0	0	0	3	1	0	x	4	7	2

E-Guerrero, Walling, Garner, Russell, Thon. LOB-Astros 9, Dodgers 9. Scoring Position-Astros (0-7), Dodgers (3-15). 2B-Landreaux (1), Russell (1). 3B-Garvey (1). SB-Puhl (1), Lopes (1), Guerrero (1). CS-Scott (1).

Astros	IP	H	R	ER	BB	K	ERA
Nolan Ryan (L, 1-1)	6.0	4	3	2	2	7	1.80
Dave Smith	0.1	1	1	1	0	1	3.86
Frank LaCorte	1.2	2	0	0	1	3	0.00

Dodgers	IP	H	R	ER	BB	K	ERA
Jerry Reuss (W, 1-0)	9.0	5	0	0	3	4	0.00

IBB- Monday (by LaCorte)

Time-2:52. Attn.-55,979. Umpires-HP Weyer, 1B Montague, 2B Dale, 3B Quick.

ASTROS HISTORY & RECORDS

1986 NATIONAL LEAGUE CHAMPIONSHIP SERIES

NEW YORK..... 4 GAMES
HOUSTON..... 2 GAMES

Houston pitcher Mike Scott defeated the Mets in Games 1 and 4 and would have faced them a third time in Game 7 if the Astros had won Game 6. Houston scored three runs in the first as Bob Knepper shut out the Mets on two hits through eight innings. But in the top of the ninth, New York tied the game and sent the game to extra innings. No one scored again until the Mets put a run across in the 14th. Astro Billy Hatcher tied it up again later in the 14th with a home run just inside the left field foul pole. Two innings later, the Mets scored three runs. The Astros scored twice in the 16th, but fell just short as Jesse Orosco struck out Kevin Bass with two men on base to win his third game of the series and give New York the pennant.

In the series opener, Houston scored just one run off Dwight Gooden. The one run was plenty, as Mike Scott tossed a five-hit shutout and struck out 14. New York came back with five runs in Game 2 to win behind Bob Ojeda, who gave up 10 hits but only one run. In Game 3, the Astros held the lead into the last of the sixth, when New York tied the score with four runs. Houston retook the lead in the seventh with a run, but Lenny Dykstra won it for New York with a two-run homer in the bottom of the ninth.

The Astros win in Game 4 evened the series. Houston scored three runs by the time Scott allowed the Mets' only run of the game. Houston's Nolan Ryan gave up only two hits in the first nine innings of Game 5 while striking out 12, but New York's Gooden also yielded only one run in 10 innings of work. Astros pitcher Charlie Kerfeld shut out the Mets in the 10th and the 11th, and the Mets' Orosco stopped Houston in the 11th and 12th. In the bottom of the 12th, Mets' catcher Gary Carter's RBI single off Kerfeld ended the game and set the stage for the 16-inning marathon the next day.

GAME 1

WEDNESDAY, OCTOBER 8
HOUSTON 1, NEW YORK 0

Mets	AB	R	H	BI	BB	K	AVG.
Lenny Dykstra, cf	3	0	1	0	1	0	.333
Wally Backman, 2b	4	0	0	0	0	1	.000
Keith Hernandez, 1b	4	0	1	0	0	3	.250
Gary Carter, c	4	0	0	0	0	3	.000
Darryl Strawberry, rf	4	0	1	0	0	2	.250
Mookie Wilson, lf	4	0	0	0	0	1	.000
Ray Knight, 3b	4	0	0	0	0	2	.000
Rafael Santana, ss	2	0	1	0	0	0	.500
Lee Mazzilli, ph	1	0	0	0	0	1	.000
Jesse Orosco, p	0	0	0	0	0	0	—
Dwight Gooden, p	2	0	0	0	0	1	.000
Danny Heep, ph	1	0	1	0	0	0	1.000
Kevin Elster, pr-ss	0	0	0	0	0	0	—
TOTALS	33	0	5	0	1	14	—

Astros	AB	R	H	BI	BB	K	AVG.
Billy Hatcher, cf	3	0	0	0	1	1	.000
Bill Doran, 2b	4	0	0	0	0	0	.000
Denny Walling, 3b	4	0	0	0	0	1	.000
Glenn Davis, 1b	4	1	1	1	0	0	.250
Kevin Bass, rf	4	0	2	0	0	0	.500
Jose Cruz, lf	4	0	1	0	0	2	.250
Alan Ashby, c	1	0	1	0	2	0	1.000
Craig Reynolds, ss	3	0	2	0	0	0	.667
Dickie Thon, ss	0	0	0	0	0	0	—
Mike Scott, p	3	0	0	0	0	2	.000
TOTALS	30	1	7	1	3	6	—

	1	2	3	4	5	6	7	8	9	R	H	E
Mets	0	0	0	0	0	0	0	0	0	0	5	0
Astros	0	1	0	0	0	0	0	0	0	1	7	1

E-Reynolds. DP-Mets 1. LOB-Mets 7, Astros 8. Scoring Position-Mets (0-5), Astros (2-10). 2B-Bass (1). HR-Davis (1). GDP-Scott. SB-Dykstra (1). Strawberry (1). Hatcher (1). Bass (1).

Mets	IP	H	R	ER	BB	K	ERA
Dwight Gooden (L, 0-1)	7.0	7	1	1	3	5	1.29
Jesse Orosco	1.0	0	0	0	0	1	0.00

Astros	IP	H	R	ER	BB	K	ERA
Mike Scott (W, 1-0)	9.0	5	0	0	1	14	0.00

Time-2:56. Attn.-44,131. Umpires-HP Harvey, 1B Weyer, 2B Pulli, 3B Rennert.

GAME 2

THURSDAY, OCTOBER 9
NEW YORK 5, HOUSTON 1

Mets	AB	R	H	BI	BB	K	AVG.
Lenny Dykstra, cf	5	1	2	0	0	0	.375
Wally Backman, 2b	5	2	2	1	0	0	.222
Keith Hernandez, 1b	3	1	2	2	2	0	.429
Gary Carter, c	5	0	1	1	0	1	.111
Darryl Strawberry, rf	3	0	0	1	0	2	.143
Mookie Wilson, lf	4	0	1	0	0	0	.125
Ray Knight, 3b	3	0	1	0	1	1	.143
Rafael Santana, ss	4	0	1	0	0	2	.333
Bobby Ojeda, p	4	1	0	0	2	0	.000
TOTALS	36	5	10	5	3	8	—

Astros	AB	R	H	BI	BB	K	AVG.
Billy Hatcher, cf	5	1	1	0	0	1	.125
Bill Doran, 2b	4	0	1	0	0	1	.125
Phil Garner, 3b	3	0	1	1	0	0	.333
Glenn Davis, 1b	4	0	1	0	0	0	.250
Kevin Bass, rf	3	0	2	0	1	0	.571
Jose Cruz, lf	4	0	1	0	0	1	.250
Alan Ashby, c	4	0	0	0	0	0	.200
Dickie Thon, ss	4	0	2	0	0	1	.500
Nolan Ryan, p	1	0	0	0	0	0	.000
Jim Pankovits, ph	1	0	0	0	0	1	.000
Larry Andersen, p	0	0	0	0	0	0	—
Terry Puhl, ph	1	0	1	0	0	0	1.000
Aurelio Lopez, p	0	0	0	0	0	0	—
Charlie Kerfeld, p	0	0	0	0	0	0	—
Davey Lopes, ph	1	0	0	0	0	0	.000
TOTALS	35	1	10	1	2	5	—

	1	2	3	4	5	6	7	8	9	R	H	E
Mets	0	0	0	2	3	0	0	0	0	5	10	0
Astros	0	0	0	0	0	1	0	0	1	1	0	2

E-Davis, Hatcher. DP-Mets 2, Astros 1. LOB-Mets 8, Astros 9. Scoring Position-Mets (3-10), Astros (3-11). 2B-Dykstra (1). Carter (1). Bass (2). 3B-Hernandez (1). SF-Strawberry. GDP-Carter, Lopes. SB-Wilson (1).

Mets	IP	H	R	ER	BB	K	ERA
Bobby Ojeda (W, 1-0)	9.0	10	1	1	2	5	1.00

Astros	IP	H	R	ER	BB	K	ERA
Nolan Ryan (L, 0-1)	5.0	7	5	5	0	5	9.00
Larry Andersen	2.0	1	0	0	1	2	0.00
Aurelio Lopez	1.1	2	0	0	2	1	0.00
Charlie Kerfeld	0.2	0	0	0	0	0	0.00

IBB K. Hernandez (by L. Andersen), R. Knight (by A. Lopez), K. Hernandez (by A. Lopez).

Time-2:40. Attn.-44,391. Umpires-HP Weyer, 1B Pulli, 2B Rennert, 3B West.

ASTROS HISTORY & RECORDS

1986 NLCS

GAME 3

**SATURDAY, OCTOBER 11
NEW YORK 6, HOUSTON 5**

Astros	AB	R	H	BI	BB	K	AVG.
Bill Doran, 2b	4	2	2	2	1	0	.250
Billy Hatcher, cf	3	1	2	0	1	0	.273
Denny Walling, 3b	5	1	1	2	0	2	.111
Glenn Davis, 1b	3	0	1	0	0	1	.273
Kevin Bass, rf	3	0	0	0	1	1	.400
Jose Cruz, lf	3	0	1	1	1	2	.273
Alan Ashby, c	4	0	0	0	0	0	.111
Craig Reynolds, ss	2	1	1	0	1	1	.600
Davey Lopes, ph	1	0	0	0	0	0	.000
Charlie Kerfeld, p	0	0	0	0	0	0	—
Dave Smith, p	0	0	0	0	0	0	—
Bob Knepper, p	3	0	0	0	0	1	.000
Dickie Thon, ss	1	0	0	0	0	0	.400
TOTALS	32	5	8	5	5	8	—

Mets	AB	R	H	BI	BB	K	AVG.
Mookie Wilson, cf-lf	4	0	0	0	0	1	.083
Kevin Mitchell, lf	4	1	2	0	0	0	.500
Jesse Orosco, p	0	0	0	0	0	0	—
Keith Hernandez, 1b	4	1	2	0	0	0	.455
Gary Carter, c	4	1	0	0	0	0	.077
Darryl Strawberry, rf	4	1	2	3	0	2	.273
Ray Knight, 3b	4	0	1	0	0	0	.182
Tim Teufel, 2b	3	0	0	0	0	0	.000
Wally Backman, 2b	1	1	1	0	0	0	.300
Rafael Santana, ss	3	0	0	0	0	0	.222
Danny Heep, ph	1	0	0	0	0	0	.500
Ron Darling, p	1	0	0	0	0	0	.000
Lee Mazzilli, ph	1	0	1	0	0	0	.500
Rick Aguilera, p	0	0	0	0	0	0	—
Lenny Dykstra, ph-cf	2	1	1	2	0	1	.400
TOTALS	36	6	10	5	0	4	—

	1	2	3	4	5	6	7	8	9	R	H	E
Astros	2	2	0	0	0	1	0	0	5	8	1	
Mets	0	0	0	0	4	0	0	2	6	10	1	

E-Knight, Reynolds. DP-Mets. LOB-Astros 7, Mets 5. Scoring Position-Astros (2-7), Mets (2-6). HR-Doran (1), Strawberry (1), Dykstra (1). S-Hatcher. GDP-Ashby. SB-Hatcher 2 (3), Bass (2).

Astros	IP	H	R	ER	BB	K	ERA
Bob Knepper	7.0	8	4	3	0	3	3.86
C. Kerfeld (H, 1)	1.0	0	0	0	0	1	0.00
Smith (BS, 1, L, 0-1)	0.1	2	2	2	0	0	54.00
Mets	IP	H	R	ER	BB	K	ERA
Ron Darling	5.0	6	4	4	2	5	7.20
Rick Aguilera	2.0	1	1	0	2	1	0.00
J. Orosco (W, 1-0)	2.0	1	0	0	1	2	0.00

WP-Darling. PB-Ashby 2. HBP-Davis by Darling. Time-2:55. Attn.-55,052. Umpires-HP Pulli, 1B Rennert, 2B West, 3B Brocklander.

GAME 4

**SUNDAY, OCTOBER 12
HOUSTON 3, NEW YORK 1**

Astros	AB	R	H	BI	BB	K	AVG.
Bill Doran, 2b	4	0	0	0	0	0	.188
Billy Hatcher, cf	4	0	0	0	0	0	.200
Phil Garner, 3b	3	0	0	0	0	1	.167
Denny Walling, ph-3b1	0	1	0	0	0	0	.200
Glenn Davis, 1b	3	1	1	0	0	0	.286
Kevin Bass, rf	3	0	0	0	1	1	.308
Jose Cruz, lf	4	0	0	0	0	1	.200
Alan Ashby, c	3	1	1	2	0	0	.167
Dickie Thon, ss	3	1	1	1	0	0	.375
Mike Scott, p	3	0	0	0	0	3	.000
TOTALS	31	3	4	3	2	6	—

Mets	AB	R	H	BI	BB	K	AVG.
Lenny Dykstra, cf	4	0	1	0	0	1	.357
Wally Backman, 2b	4	0	0	0	0	0	.214
Keith Hernandez, 1b	4	0	0	0	0	0	.333
Gary Carter, c	4	0	0	0	0	1	.059
Darryl Strawberry, rf	3	0	0	0	2	.214	
Mookie Wilson, lf	3	1	1	0	0	0	.133
Ray Knight, 3b	3	0	1	0	0	0	.214
Rafael Santana, ss	2	0	0	0	0	0	.182
Danny Heep, ph	0	0	0	1	0	0	.500
Doug Sisk, p	0	0	0	0	0	0	—
Sid Fernandez, p	1	0	0	0	0	0	.000
Lee Mazzilli, ph	1	0	0	0	1	.333	
Roger McDowell, p	0	0	0	0	0	0	—
Howard Johnson, ph	1	0	0	0	0	0	.000
Kevin Elster, ss	0	0	0	0	0	0	—
TOTALS	30	1	3	1	0	5	—

	1	2	3	4	5	6	7	8	9	R	H	E
Astros	0	2	0	0	1	0	0	0	3	4	1	
Mets	0	0	0	0	0	0	1	0	1	3	0	

E-Scott. LOB-Astros 3, Mets 3. Scoring Position-Astros (0-2), Mets (0-4). 2B-Walling. HR-Ashby (1), Thon (1). SF-Heep. SB-Backman (1).

Astros	IP	H	R	ER	BB	K	ERA
Mike Scott (W, 2-0)	9.0	3	1	1	0	5	0.50
Mets	IP	H	R	ER	BB	K	ERA
Sid Fernandez (L, 0-1)	6.0	3	3	3	1	5	4.50
Roger McDowell	2.0	0	0	0	0	1	0.00
Doug Sisk	1.0	1	0	0	1	0	0.00

Time-2:23. Attn.-55,038. Umpires-HP Renner, 1B West, 2B Brocklander, 3B Harvey.

GAME 5

**TUESDAY, OCTOBER 14
NEW YORK 2, HOUSTON 1 (12)**

Astros	AB	R	H	BI	BB	K	AVG.
Bill Doran, 2b	4	0	1	1	1	0	.200
Billy Hatcher, cf	3	0	1	0	1	0	.222
Denny Walling, 3b	5	0	1	0	0	1	.200
Glenn Davis, 1b	5	0	0	0	0	1	.211
Kevin Bass, rf	5	0	2	0	0	0	.333
Jose Cruz, lf	5	0	1	0	0	1	.200
Alan Ashby, c	5	1	1	0	0	1	.177
Craig Reynolds, ss	4	0	1	0	0	0	.444
Dickie Thon, ph-ss	1	0	0	0	0	0	.333
Nolan Ryan, p	3	0	0	0	0	2	.000
Terry Puhl, ph	1	0	1	0	0	0	1.000
Charlie Kerfeld, p	0	0	0	0	0	0	—
TOTALS	41	1	9	1	2	6	—

Mets	AB	R	H	BI	BB	K	AVG.
Lenny Dykstra, cf	5	0	0	0	2	.263	
Wally Backman, 2b	5	1	1	0	0	3	.211
Keith Hernandez, 1b	4	0	1	0	1	1	.316
Gary Carter, c	5	0	1	0	0	0	.091
Darryl Strawberry, rf	3	1	1	1	2	.235	
Mookie Wilson, lf	4	0	0	0	0	3	.105
Jesse Orosco, p	0	0	0	0	0	0	
Ray Knight, 3b	4	0	0	0	0	1	.167
Rafael Santana, ss	3	0	0	0	0	1	.143
Lee Mazzilli, ph	1	0	0	0	0	0	.250
Kevin Elster, ss	0	0	0	0	0	0	
Dwight Gooden, p	3	0	0	0	0	1	.000
Danny Heep, ph	1	0	0	0	0	1	.333

	1	2	3	4	5	6	7	8	9	10	11	12	R	H	E
Astros	0	0	0	0	1	0	0	0	0	0	0	0	1	9	1
Mets	0	0	0	0	1	0	0	0	0	0	0	0	1	2	4

E-Kerfeld. DP-Mets 2. LOB-Astros 7, Mets 4. Scoring Position-Astros (1-8), Mets (1-2). 2B-Ashby (1). HR-Strawberry (2). S-Hatcher. GDP-Reynolds. SB-Doran (1), Puhl (1). CS-Bass (1).

Astros	IP	H	R	ER	BB	K	ERA
Nolan Ryan	9.0	2	1	1	1	12	3.86
Charlie Kerfeld (L, 0-1)	2.1	2	1	1	1	3	2.25
Mets	IP	H	R	ER	BB	K	ERA
Dwight Gooden	10.0	9	1	1	2	4	1.06
Jesse Orosco (W, 2-0)	2.0	0	0	0	0	2	0.00

IBB- Hernandez (by Kerfeld)

Time-3:45. Attn.-54,986. Umpires-HP West, 1B Brocklander, 2B Harvey, 3B Weyer.

ASTROS HISTORY & RECORDS

1986 NLCS

GAME 6

WEDNESDAY, OCTOBER 15
NEW YORK 7, HOUSTON 6 (16)

Astros	AB	R	H	BI	BB	K	AVG.
Bill Doran, 2b	7	1	2	0	0	1	.222
Billy Hatcher, cf	7	2	3	2	0	0	.280
Phil Garner, 3b	3	1	1	0	1	0	.222
Denny Walling, ph-3b	4	0	0	0	0	0	.158
Glenn Davis, 1b	7	1	3	2	0	1	.269
Kevin Bass, rf	6	0	1	0	1	2	.669
Jose Cruz, lf	6	0	1	1	0	1	.192
Alan Ashby, c	6	0	0	0	0	0	.130
Dickie Thon, ss	3	0	0	0	0	0	.250
Craig Reynolds, ph-ss	3	0	0	0	2	3	.333
Bob Knepper, p	2	0	0	0	1	1	.000
Dave Smith, p	0	0	0	0	0	0	—
Terry Puhl, ph	1	0	0	0	0	0	.667
Larry Anderson, p	0	0	0	0	0	0	—
Jim Pankovits, ph	1	0	0	0	0	0	.000
Aurelio Lopez, p	0	0	0	0	0	0	—
Jeff Calhoun, p	0	0	0	0	0	0	—
Davey Lopes, ph	0	1	0	0	1	0	.000
TOTALS	56	6	11	6	3	9	—

Mets	AB	R	H	BI	BB	K	AVG.
Mookie Wilson, cf-lf	7	1	1	1	1	2	.115
Kevin Mitchell, lf	4	0	0	0	1	2	.250
Kevin Elster, ss	3	0	0	0	0	1	.000
Keith Hernandez, 1b	7	1	1	0	2	2	.269
Gary Carter, c	5	0	2	0	2	0	.148
Darryl Strawberry, rf	5	2	1	0	2	2	.227
Ray Knight, 3b	6	1	1	2	0	1	.167
Tim Teufel, 2b	3	0	1	0	0	0	.167
Wally Backman, ph-2b	2	1	1	1	2	0	.238
Rafael Santana, ss	3	0	1	0	0	0	.176
Danny Heep, ph	1	0	0	0	0	1	.250
Roger McDowell, p	1	0	0	0	0	0	.000
Howard Johnson, ph	1	0	0	0	0	0	.000
Jesse Orosco, p	0	0	0	0	0	0	—
Bobby Ojeda, p	1	0	0	0	0	0	.000
Lee Mazzilli, ph	1	0	0	0	1	0	.200
Rick Aguilera, p	0	0	0	0	0	0	—
Lenny Dykstra, ph-cf	4	1	2	1	1	0	.304
TOTALS	54	7	11	6	8	11	—

	1	2	3	4	5	6	7	8	9	10	11	12	13	14	15	16	R	H	E
Mets	0	0	0	0	0	0	0	0	0	0	1	0	0	0	0	0	3	7	11
Astros	3	0	0	0	0	0	0	0	0	0	0	1	0	2	6	11	1		

E-Bass. DP—Astros 2. LOB—Mets 9, Astros 5. Scoring Position—Mets (5-10), Astros (5-10). 2B—Hernandez (1), Strawberry (1), Garner (1), Davis (1). 3B—Dykstra (1). HR—Hatcher (1). S—Orosco. SF—Knight. GDP—Wilson, Santana. SB—Doran (2). CS—Bass 2 (3).

Mets	IP	H	R	ER	BB	K	ERA
Bobby Ojeda	5.0	5	3	3	2	1	2.57
Rick Aguilera	3.0	1	0	0	0	1	0.00
Roger McDowell	5.0	1	0	0	0	2	0.00
Jesse Orosco	3.0	4	3	3	1	5	3.38
(BS, 1; W, 3-0)							

Astros	IP	H	R	ER	BB	K	ERA
Bob Knepper	8.1	5	3	3	1	6	3.52
Dave Smith (BS, 2)	1.2	0	0	0	0	3	9.00
Larry Andersen	3.0	0	0	0	1	1	0.00
Aurelio Lopez (L, 0-1)	2.0	5	3	3	2	2	8.10
Jeff Calhoun	1.0	1	1	1	1	0	9.00

WP—Calhoun 2. Time—4:42. Attn.—45,718. Umpires—HP Brocklander, 1B Harvey, 2B Weyer, 3B Pული.

1997 NATIONAL LEAGUE DIVISION SERIES

ATLANTA3 GAMES
HOUSTON0 GAMES

After winning their first-ever National League Central title and their first division crown in 11 years, the Astros were swept in the NL Division Series by Atlanta. Despite a two-hit effort by Darryl Kile in Game 1, Houston fell victim to Braves ace Greg Maddux, who gave up only seven hits on his way to a 2-1 victory. Kenny Lofton's bloop double in the first inning manufactured into a run after two fly outs and teamed with Ryan Klesko's solo home run on the first pitch of the second inning for all the scoring Atlanta would need to win the opener.

In Game 2, a struggling offensive trio of Craig Biggio, Derek Bell and Jeff Bagwell, along with an uncharacteristic fit of wildness from starter Mike Hampton, led to a 13-3 Houston loss that put the Braves within one game of clinching the series. The Astros fell behind early, 3-0, but a two-run double by Brad Ausmus sparked a fourth-inning rally that temporarily tied the score. The Braves then scored a run after walking the bases loaded which opened the floodgates to a huge Atlanta rally.

John Smoltz dominated the Astros with a three-hit performance in Game 3 to seal the Atlanta victory and the sweep of the series. He struck out 11 batters on his way to his 10th post-season win, tying Whitey Ford and Dave Stewart for the Major League record in that category.

GAME 1

TUESDAY, SEPTEMBER 30
ATLANTA 2, HOUSTON 1

Astros	AB	R	H	BI	BB	K	AVG.
Craig Biggio, 2b	4	0	0	0	0	0	.000
Derek Bell, rf	4	0	0	0	0	1	.000
Jeff Bagwell, 1b	4	0	0	0	2	0	.000
Luis Gonzalez, lf	4	0	2	0	0	0	.500
Bill Spiers, 3b	4	0	0	0	0	0	.000
Richard Hidalgo, cf	3	0	0	0	0	1	.000
Sean Berry, ph	1	0	0	0	0	0	.000
Tony Eusebio, c	3	1	2	0	0	1	.667
Ricky Gutierrez, ss	2	0	0	0	1	1	.000
Darryl Kile, p	2	0	2	1	0	0	1.000
Bob Abreu, ph	1	0	1	0	0	0	1.000
Russ Springer, p	0	0	0	0	0	0	—
Tom Martin, p	0	0	0	0	0	0	—
TOTALS	32	1	7	1	6	—	—

Braves	AB	R	H	BI	BB	K	AVG.
Kenny Lofton, cf	4	1	1	0	0	0	.250
Keith Lockhart, 2b	3	0	0	0	0	0	.000
Tony Graffanino, 2b	0	0	0	0	0	0	—
Chipper Jones, 3b	2	0	0	1	0	1	.000
Fred McGriff, 1b	3	0	0	0	0	0	.000
Ryan Klesko, lf	3	1	1	1	0	2	.333
Andruw Jones, rf	0	0	0	0	0	0	—
Michael Tucker, rf	3	0	0	0	0	0	.000
Danny Bautista, lf	0	0	0	0	0	0	—
Eddie Perez, c	3	0	0	0	0	1	.000
Jeff Blauser, ss	2	0	0	1	1	0	.000
Greg Maddux, p	2	0	0	1	1	0	.000
TOTALS	25	2	2	2	6	—	—

	1	2	3	4	5	6	7	8	9	R	H	E
Astros	0	0	0	0	1	0	0	0	0	1	7	1
Braves	1	1	0	0	0	0	0	0	x	2	2	2

E—Biggio. DP—Braves 1. LOB—Astros 5, Braves 2. Scoring Position—Astros (1-5), Braves (0-1). 2B—Lofton (1). HR—Klesko (1) SF—CJones. GDP—Spiers. SB—Eusebio (1), Abreu (1). CS—Lofton (1).

Astros	IP	H	R	ER	BB	K	ERA
Darryl Kile (L, 0-1)	7.0	2	2	2	2	4	2.57
Russ Springer	0.2	0	0	0	0	0	0.00
Tom Martin	0.1	0	0	0	0	0	0.00

Braves	IP	H	R	ER	BB	K	ERA
G. Maddux (W, 1-0)	9.0	7	1	1	1	6	1.00

Time—2:15. Attendance—46,467. Umpires—HP Bonin, 1B Rapuano, 2B, Reliford, 3B, Rippley.

ASTROS HISTORY & RECORDS

1997 NATIONAL LEAGUE DIVISION SERIES

GAME 2

WEDNESDAY, OCTOBER 1
ATLANTA 13, HOUSTON 3

Astros	AB	R	H	BI	BB	K	AVG.
Craig Biggio, 2b	4	0	1	0	1	0	.125
Derek Bell, rf	5	0	0	0	1	0	.000
Jeff Bagwell, 1b	4	0	0	0	1	3	.000
Luis Gonzalez, lf	4	0	1	0	0	0	.375
Richard Hidalgo, cf	2	1	0	0	1	1	.000
Mike Magnante, p	0	0	0	0	0	0	—
Ramon Garcia, p	0	0	0	0	0	0	—
Jose Lima, p	0	0	0	0	0	0	—
Thomas Howard, ph	0	0	0	0	1	0	—
Tony Pena, c	0	0	0	0	0	0	—
Bill Spiers, 3b	3	1	0	0	1	0	.000
Ricky Gutierrez, ss	4	0	1	0	0	0	.167
Brad Ausmus, c	3	1	2	2	0	0	.667
Bob Abreu, ph	1	0	0	0	0	1	.500
Billy Wagner, p	0	0	0	0	0	0	—
Mike Hampton, p	2	0	1	1	0	0	.500
Chuck Carr, cf	1	0	0	0	1	1	.000
TOTALS	33	3	6	3	6	7	—

Braves	AB	R	H	BI	BB	K	AVG.
Kenny Lofton, cf	4	1	0	0	1	2	.125
Jeff Blauser, ss	5	2	2	3	0	1	.286
Chipper Jones, 3b	2	2	1	0	3	1	.250
Fred McGriff, 1b	4	3	2	1	1	1	.286
Javy Lopez, c	3	2	1	1	2	0	.333
Andruw Jones, rf	4	1	0	1	1	0	.000
Ryan Klesko, lf	2	0	0	0	0	0	.200
Greg Colbrunn, ph	1	0	1	2	0	0	1.000
Danny Bautista, lf	2	0	1	2	0	1	.500
Tony Graffanino, 2b	2	0	0	0	2	0	.000
Tom Glavine, p	3	2	2	0	0	0	.667
Mike Cather, p	1	0	0	0	0	1	.000
Mark Wohlers, p	0	0	0	0	0	0	—
TOTALS	33	13	10	10	7	—	—

	1	2	3	4	5	6	7	8	9	R	H	E
Astros	0	0	0	3	0	0	0	0	0	3	6	2
Braves	0	0	3	0	3	5	0	2	x	13	10	1

E—Gonzalez, Bagwell, Klesko. DP—Astros 1. LOB—Astros 9, Braves 6. Scoring Position—Astros (2-8), Braves (5-9). 2B—Ausmus (1), Lopez (1). HR—Blauser (1). GDP—Lofton. SB—C. Jones (1).

Astros	IP	H	R	ER	BB	K	ERA
Mike Hampton (L, 0-1)	4.2	2	6	6	8	2	11.57
Mike Magnante	1.0	4	3	1	0	2	9.00
Ramon Garcia	0.1	1	2	0	1	0	0.00
Jose Lima	1.0	0	0	0	1	1	0.00
Billy Wagner	1.0	3	2	2	0	2	18.00

Braves	IP	H	R	ER	BB	K	ERA
Tom Glavine (W, 1-0)	6.0	5	3	3	5	4	4.50
Mike Cather	2.0	0	0	0	1	2	0.00
Mark Wohlers	1.0	1	0	0	0	1	0.00

Time—3:06. Attendance—49,200. Umpires—HP, Rapuano. 1B, Reliford. 2B, Rippley. 3B, Wendelstedt.

GAME 3

FRIDAY, OCTOBER 3
ATLANTA 4, HOUSTON 1

Braves	AB	R	H	BI	BB	K	AVG.
Kenny Lofton, cf	5	0	1	0	0	0	.154
Keith Lockhart, 2b	3	0	0	0	0	1	.000
Tony Graffanino, 2b	1	0	0	0	0	1	.000
Chipper Jones, 3b	4	1	3	1	0	0	.500
Fred McGriff, 1b	2	1	0	0	2	1	.222
Ryan Klesko, lf	3	1	1	0	0	0	.250
Danny Bautista, lf	1	0	0	0	0	0	.333
Javy Lopez, c	4	1	1	0	0	1	.286
Michael Tucker, rf	3	0	1	1	0	1	.167
Andruw Jones, rf	1	0	0	0	0	1	.000
Jeff Blauser, ss	3	0	1	1	0	1	.300
John Smoltz, p	4	0	0	0	0	1	.000
TOTALS	34	4	8	3	3	7	—

Astros	AB	R	H	BI	BB	K	AVG.
Craig Biggio, 2b	4	0	0	0	0	0	.083
Derek Bell, rf	4	0	0	0	0	1	.000
Jeff Bagwell, 1b	4	0	1	0	0	0	.083
Luis Gonzalez, lf	4	0	1	0	0	1	.333
Bill Spiers, 3b	4	0	0	0	0	2	.000
Chuck Carr, cf	3	1	1	1	0	2	.250
Ricky Gutierrez, ss	2	0	0	0	1	0	.125
Brad Ausmus, c	2	0	0	0	0	1	.400
Bob Abreu, ph	1	0	0	0	0	1	.333
Tony Pena, c	0	0	0	0	0	0	—
Shane Reynolds, p	1	0	0	0	0	1	.000
Russ Johnson, ph	1	0	0	0	0	1	.000
Russ Springer, p	0	0	0	0	0	0	—
Tom Martin, p	0	0	0	0	0	0	—
Ramon Garcia, p	0	0	0	0	0	0	—
Thomas Howard, ph	1	0	0	0	0	1	.000
Mike Magnante, p	0	0	0	0	0	0	—
TOTALS	31	1	3	1	1	11	—

	1	2	3	4	5	6	7	8	9	R	H	E
Astros	1	1	0	0	0	0	1	1	0	4	8	2
Braves	0	0	0	0	0	0	1	0	0	1	3	1

E—Bagwell, C. Jones, Lockhart. DP—Braves 1, Astros 1. LOB—Braves 6, Astros 4. Scoring Position—Braves (2-12), Astros (0-1). 2B—Klesko (1), Lopez (2). HR—C. Jones (1), Carr (1). GDP—Klesko, Ausmus.

Braves	IP	H	R	ER	BB	K	ERA
John Smoltz (W, 1-0)	9.0	3	1	1	1	11	1.00

Astros	IP	H	R	ER	BB	K	ERA
Shane Reynolds (L, 0-1)	6.0	5	2	2	1	5	3.00
Russ Springer	1.0	2	1	1	1	1	5.40
Tom Martin	0.1	1	1	0	1	0	0.00
Ramon Garcia	0.2	0	0	0	0	1	0.00
Mike Magnante	1.0	0	0	0	0	0	4.50

PB—Ausmus. Time—2:36. Attendance—53,688. Umpires—HP, Hallion. 1B, DeMuth. 2B, Tata. 3B, Gorman.

ASTROS HISTORY & RECORDS

1998 NATIONAL LEAGUE DIVISION SERIES

SAN DIEGO 3 GAMES
HOUSTON 1 GAME

The Astros 1998 season will be remembered as one of the most successful in the organization's 37-year history. The postseason, however, was a disappointment, as the Astros were eliminated in the National League Division Series.

The club entered the playoffs as the most feared team in the NL, featuring the league's most prolific offense and newly-acquired ace lefthander Randy Johnson. But four games later it was the San Diego Padres who advanced while the Astros went home.

Johnson, who was 10-1 with a 1.28 ERA in 11 starts after being acquired in a July 31 trade with the Mariners, lost both of his postseason starts despite a 1.93 ERA. The Houston offense managed just eight runs in the series.

After Kevin Brown shut down the Astros' offense in Game 1, Houston bounced back in Game 2 to beat San Diego 5-4, thanks to late-inning heroics by third baseman Bill Spiers. Games 3 and 4, however, belonged to the Padres, who ended the series on their home field at Qualcomm Stadium to advance to the NLCS.

GAME 1

TUESDAY, SEPTEMBER 29
SAN DIEGO 2, HOUSTON 1

Padres	AB	R	H	BI	BB	K	AVG.
Quilvio Veras, 2b	4	0	0	0	0	1	.000
Andy Sheets, pr-2b	0	0	0	0	0	—	—
Tony Gwynn, rf	3	1	1	0	0	1	.333
Ruben Rivera, rf	2	0	0	0	0	2	.000
Greg Vaughn, lf	4	1	3	1	0	1	.750
Ken Caminiti, 3b	4	0	1	0	0	1	.250
Jim Leyritz, 1b	3	0	1	1	0	0	.333
Wally Joyner, 1b	0	0	0	0	0	—	—
Steve Finley, cf	3	0	0	0	1	2	.000
Carlos Hernandez, c	4	0	2	0	0	0	.500
Chris Gomez, ss	3	0	1	0	1	0	.333
Kevin Brown, p	3	0	0	0	0	2	.000
John Vander Wal, ph	1	0	0	0	0	1	.000
Trevor Hoffman, p	0	0	0	0	0	—	—
TOTALS	34	2	9	2	2	11	—

Astros	AB	R	H	BI	BB	K	AVG.
Craig Biggio, 2b	2	0	0	0	1	2	.000
Bill Spiers, 3b	4	1	1	0	0	0	.250
Derek Bell, rf	4	0	0	0	0	3	.000
Jeff Bagwell, 1b	4	0	0	0	0	2	.000
Moises Alou, lf	4	0	1	0	0	2	.250
Carl Everett, cf	4	0	0	0	0	2	.000
Ricky Gutierrez, ss	3	0	0	0	0	3	.000
Brad Ausmus, c	3	0	2	0	0	1	.667
Randy Johnson, p	2	0	0	0	0	2	.000
Dave Clark, ph	0	0	0	0	1	0	—
Jay Powell, p	0	0	0	0	0	—	—
GDP Henry, p	0	0	0	0	0	—	—
TOTALS	30	1	4	0	2	17	—

	1	2	3	4	5	6	7	8	9	R	H	E
Padres	0	0	0	0	1	0	1	0	2	4	1	
Astros	0	0	0	0	0	0	0	0	1	1	9	0

E-Caminiti. DP—San Diego 1. LOB—San Diego 9, Houston 5. Scoring Position—Padres(2-9), Astros(1-7). 2B—Gwynn (1), Spiers (1). HR—Vaughn (1). SF—Leyritz. GDP — Bell CS—Vaughn. WP—Powell. PB—Hernandez 2.

Padres	IP	H	R	ER	BB	K	ERA
Kevin Brown(W, 1-0)	8.0	2	0	0	2	16	0.00
Trevor Hoffman(S, 1)	1.0	2	1	0	0	1	0.00

Astros	IP	H	R	ER	BB	K	ERA
Randy Johnson(L, 0-1)	8.0	9	2	2	1	9	2.25
Jay Powell	0.2	0	0	0	1	1	0.00
Doug Henry	0.1	0	0	0	0	1	0.00

HBP—By Brown (by Biggio), Powell(by Veras)

T—2:38. Attn.—50,080. U—Rapuano, plate; Kellog, first; Darling, second; Davidson, third; Froemming, left field; Hernandez, right field.

GAME 2

THURSDAY, OCTOBER 1
HOUSTON 5, SAN DIEGO 4

Padres	AB	R	H	BI	BB	K	AVG.
Quilvio Veras, 2b	3	1	1	0	1	2	.143
Steve Finley, cf	4	1	1	1	0	0	.143
Tony Gwynn, rf	4	0	1	1	0	0	.286
Ken Caminiti, 3b	4	1	1	0	0	0	.250
Greg Vaughn, lf	4	0	0	0	0	2	.375
Wally Joyner, 1b	3	0	0	0	0	1	.000
Jim Leyritz, ph-1b	1	1	1	2	0	0	.500
Carlos Hernandez, c	0	2	0	0	0	0	.500
Andy Sheets, pr	0	0	0	0	0	—	—
Greg Myers, c	0	0	0	0	0	—	—
Chris Gomez, ss	4	0	1	0	0	1	.286
Andy Ashby, p	1	0	0	0	0	0	.000
John Vander Wal, ph1	0	0	0	0	0	0	.000
Joey Hamilton, p	0	0	0	0	0	—	—
Mark Sweeney, ph	1	0	0	0	0	0	.000
Donne Wall, p	0	0	0	0	0	—	—
George Arias, ph	1	0	0	0	0	1	.000
Dan Miceli, p	0	0	0	0	0	—	—
Trevor Hoffman, p	0	0	0	0	0	—	—
TOTALS	35	4	8	4	1	7	—

Astros	AB	R	H	BI	BB	K	AVG.
Craig Biggio, 2b	3	2	1	0	2	0	.200
Bill Spiers, 3b	5	1	3	1	0	1	.444
Derek Bell, rf	4	1	1	1	0	1	.125
Jeff Bagwell, 1b	4	0	1	3	0	2	.125
Moises Alou, lf	4	0	0	0	0	0	.125
Carl Everett, cf	4	0	1	0	0	1	.125
Tony Eusebio, c	3	0	1	0	0	2	.333
Billy Wagner, p	0	0	0	0	0	—	—
Ricky Gutierrez, ss	4	1	3	0	0	1	.429
Shane Reynolds, p	2	0	0	0	0	1	.000
Jay Powell, p	0	0	0	0	0	—	—
Brad Ausmus, c	0	0	0	0	0	—	.667
TOTALS	33	5	11	5	2	9	—

	1	2	3	4	5	6	7	8	9	R	H	E
Padres	0	0	0	0	2	0	0	2	4	8	1	
Astros	1	0	2	0	0	0	1	1	5	11	1	

One out when winning run scored. E—Joyner, Biggio. DP—San Diego 1, Houston 1. LOB—San Diego 5, Houston 8. Scoring Position—Padres(2-5), Astros(2-14). 2B—Finley (1), Spiers 2 (3), Eusebio (1). HR—Leyritz (1), Bell (1). SH—Reynolds, Ausmus. GDP—Caminiti, Reynolds. SB—Gutierrez.

Padres	IP	H	R	ER	BB	K	ERA
Andy Ashby	4.0	6	3	3	1	4	6.75
Joey Hamilton	3.0	1	0	0	0	3	0.00
Donne Wall	1.0	2	1	1	0	2	9.00
Dan Miceli(L, 0-1)	0.1	1	1	1	0	0	
27.00							
Trevor Hoffman	0.0	1	0	0	1	0	0.00

Astros	IP	H	R	ER	BB	K	ERA
Shane Reynolds	7.0	4	2	2	1	5	2.57
Jay Powell	1.0	0	0	0	0	1	0.00
Wagner (BS, 1W, 1-0)	1.0	4	2	2	0	1	
18.00							

HBP—Eusebio (by Ashby).

Time—2:53. Attn.—45,550. U—Kellog, plate; Darling, first; Davidson, second; Froemming, third; Hernandez, left field; Rapuano, right field.

ASTROS HISTORY & RECORDS

1998 NLDS

GAME 3

SATURDAY, OCTOBER 3 SAN DIEGO 2, HOUSTON 1

Astros	AB	R	H	BI	BB	K	AVG.
Craig Biggio, 2b	3	0	0	1	1	1	.125
Bill Spiers, 3b	3	0	0	0	1	2	.333
Derek Bell, rf	4	0	1	0	0	1	.167
Jeff Bagwell, 1b	3	0	0	0	0	1	.091
Moises Alou, lf	4	0	2	0	0	0	.250
Carl Everett, cf	4	1	1	0	0	1	.167
Ricky Gutierrez, ss	1	0	0	0	2	1	.375
Brad Ausmus, c	3	0	0	0	0	0	.333
Pete Incaviglia, ph	1	0	0	0	0	1	.000
Mike Hampton, p	2	0	0	0	0	2	.000
Dave Clark, ph	0	0	0	0	1	0	—
Scott Elarton, p	0	0	0	0	0	0	—
TOTALS	28	1	4	1	5	10	—

Padres	AB	R	H	BI	BB	K	AVG.
Quilvio Veras, 2b	4	0	1	0	0	1	.182
Tony Gwynn, rf	4	0	0	1	0	1	.182
Trevor Hoffman, p	0	0	0	0	0	0	—
Greg Vaughn, lf	3	0	0	0	0	1	.273
Ken Caminiti, 3b	3	0	0	0	0	0	.182
Jim Leyritz, 1b	3	1	1	1	0	0	.429
Wally Joyner, 1b	0	0	0	0	0	0	.000
Steve Finley, cf	3	0	0	0	0	2	.100
Carlos Hernandez, c	2	0	0	0	0	0	.400
Chris Gomez, ss	2	1	1	0	1	0	.333
Kevin Brown, p	0	0	0	0	0	0	.000
Dan Miceli, p	0	0	0	0	0	0	—
Mark Sweeney, ph	0	0	0	0	1	0	.500
Ruben Rivera, rf	0	0	0	0	0	0	.000
TOTALS	24	2	3	2	2	5	—

	1	2	3	4	5	6	7	8	9	R	H	E
Astros	0	0	0	0	0	1	0	0	1	4	0	0
Padres	0	0	0	0	0	1	1	0	x	2	3	0

DP—San Diego 2. LOB—Houston 7, San Diego 3. HR—Leyritz (2). Scoring Position - Astros (0-4); Padres (1-4). SH—Brown 2. GIDP Alou, Everett CS—Sweeney. (Hernandez).

Astros	IP	H	R	ER	BB	K	ERA
Mike Hampton	6.0	2	1	1	1	2	1.50
Scott Elarton(L, 0-1)	2.0	1	1	1	1	3	4.50

Padres	IP	H	R	ER	BB	K	ERA
Kevin Brown	6.2	3	1	1	5	5	0.61
Dan Miceli(W, 1-1)	1.1	1	0	0	0	2	5.40
Trevor Hoffman(S, 2)1.0	0	0	0	0	0	3	0.00

WP—Hampton. HBP—by Brown 2 (Bagwell, Gutierrez), by Elarton T—2:32. A—65,235. U—Layne, plate; Marsh, first; Pulli, second; Bell, third; Winters, left field; Hohn, right field.

GAME 4

SUNDAY, OCTOBER 4 SAN DIEGO 6, HOUSTON 1

Astros	AB	R	H	BI	BB	K	AVG.
Craig Biggio, 2b	3	1	1	0	0	1	.182
Richard Hidalgo, cf	4	0	1	0	0	1	.250
Derek Bell, rf	4	0	0	0	0	2	.125
Jeff Bagwell, 1b	3	0	1	1	1	1	.143
Moises Alou, lf	4	0	0	0	0	0	.188
Sean Berry, 3b	2	0	0	0	0	1	.000
Bill Spiers, ph-3b	2	0	0	0	0	0	.286
Ricky Gutierrez, ss	2	0	0	0	1	2	.300
Brad Ausmus, c	3	0	0	0	0	3	.222
Randy Johnson, p	2	0	0	0	0	2	.000
Carl Everett, ph	1	0	0	0	0	0	.154
Trevor Miller, p	0	0	0	0	0	0	—
Doug Henry, p	0	0	0	0	0	0	—
JayPowell, p	0	0	0	0	0	0	—
TOTALS	30	1	3	1	2	13	—

Padres	AB	R	H	BI	BB	K	AVG.
Quilvio Veras, 2b	4	0	0	0	0	2	.133
Tony Gwynn, rf	4	0	1	0	0	0	.200
Steve Finley, pr-cf	0	1	0	0	0	0	.100
Greg Vaughn, lf	4	1	2	0	0	0	.333
Ken Caminiti, 3b	3	1	0	0	1	2	.143
Jim Leyritz, c	3	1	1	1	0	2	.400
Joey Hamilton, p	0	0	0	0	0	0	—
Dan Miceli, p	0	0	0	0	0	0	—
John Vander Wal, ph	1	1	1	2	0	0	.333
Trevor Hoffman, p	0	0	0	0	0	0	—
Wally Joyner, 1b	3	1	1	2	1	1	.167
Ruben Rivera, cf-rf	4	0	0	0	0	1	.000
Chris Gomez, ss	2	0	0	0	2	0	.273
Sterling Hitchcock, p	2	0	0	0	0	1	.000
Carlos Hernandez, c	2	0	1	0	0	0	.417
TOTALS	32	6	7	5	4	9	—

	1	2	3	4	5	6	7	8	9	R	H	E
Astros	0	0	0	1	0	0	0	0	0	1	3	1
Padres	0	1	0	0	0	1	0	4	x	6	7	1

E—Berry, Gomez. DP—San Diego 1. LOB—Houston 5, San Diego 6. Scoring Position - Astros (1-7), Padres (2-6) 2B—Biggio (1), Vaughn (1), Gwynn (2). 3B—Vander Wal (1). HR—Leyritz (3), Joyner (1). GIDP-Bell HBP—By Hitchcock (Biggio)

Astros	IP	H	R	ER	BB	K	ERA
Johnson(L, 0-2)	6.0	3	2	1	1	8	1.93
Trevor Miller	*0.0	0	0	0	1	0	—
Doug Henry	1.1	2	1	1	0	0	5.40
Jay Powell	0.2	2	3	3	2	1	11.57

Padres	IP	H	R	ER	BB	K	ERA
Sterling Hitchcock(W, 1-0)	6.0	3	1	1	0	11	1.50
Joey Hamilton	0.1	0	0	0	2	0	0.00
Dan Miceli	1.2	0	0	0	0	2	2.70
Trevor Hoffman	1.0	0	0	0	0	0	0.00

*Pitched to one batter in the seventh.

T—2:39. Attn.—64,898. U—Marsh, plate; Pulli, first; Winters, second; Hohn, third; Layne, left field; Bell, right field.

ASTROS HISTORY & RECORDS

1999 NATIONAL LEAGUE DIVISION SERIES

ATLANTA 3 GAMES
HOUSTON 1 GAME

The Astros billed 1999 as a season to remember, as the team played their 35th and final season in the Astrodome. Unfortunately for the Astros, the final memory of baseball in the Astrodome is the loss in the Division Series to the Atlanta Braves. After winning Game 1 in Atlanta, 6-1, the Braves returned the favor the next day behind a one-hit gem by Kevin Millwood en route to a 5-1 victory. A 12-inning, 5-3 heartbreaking loss to the Braves in Game 3 gave Atlanta a two games to one lead entering the fourth and decisive game. Despite a come-from-behind effort during which the Astros erased a 7-0 deficit to inch within two runs of the Braves, Houston fell just short of sending the series to a Game 5, as the final box score in the last game to ever be played at the Astrodome read Atlanta 7, Houston 5.

GAME 1

TUESDAY, OCTOBER 5
HOUSTON 6, ATLANTA 1

Astros	AB	R	H	RBI	BB	K	AVG
Craig Biggio, 2b	5	0	1	0	0	2	.200
Bill Spiers, rf-lf	4	0	2	0	0	1	.500
Stan Javier, ph-lf	1	1	1	0	0	0	0.1000
Jeff Bagwell, 1b	4	1	1	0	1	1	.250
Carl Everett, cf-rf	3	1	1	1	1	1	.333
Ken Caminiti, 3b	4	1	3	3	1	0	.750
Daryle Ward, lf	3	1	1	1	0	1	.333
Glen Barker, cf	1	0	0	0	0	0	.000
Tony Eusebio, c	4	0	2	1	0	0	.500
Ricky Gutierrez, ss	2	0	0	0	2	1	.000
Shane Reynolds, p	3	0	1	0	0	0	.333
Trevor Miller, p	0	0	0	0	0	0	—
Doug Henry, p	0	0	0	0	0	0	—
Matt Mieske, ph	0	1	0	0	1	0	—
Billy Wagner, p	0	0	0	0	0	0	—
TOTALS	34	6	13	6	7	—	

Braves	AB	R	H	RBI	BB	K	AVG
Gerald Williams, lf	4	0	2	1	0	0	.500
Bret Boone, 2b	4	0	1	0	0	0	.250
Chipper Jones, 3b	2	0	0	0	2	0	.000
Ryan Klesko, 1b	4	0	0	0	0	1	.000
Brian Jordan, rf	4	0	2	0	0	0	.500
Andruw Jones, cf	4	0	0	0	0	0	.000
Eddie Perez, c	4	0	1	0	0	0	.250
Jose Hernandez, ss	4	1	1	0	0	1	.250
Greg Maddux, p	1	0	0	0	0	0	.000
Keith Lockhart, ph	0	0	0	0	0	0	---
Howard Battle, ph	1	0	0	0	0	0	.000
Mike Remlinger, p	0	0	0	0	0	0	---
TOTALS	32	1	7	1	2	2	

	1	2	3	4	5	6	7	8	9	R	H	E
Astros	0	1	0	0	1	0	0	4	6	13	0	
Braves	0	0	0	0	1	0	0	0	0	1	7	0

DP-Houston 1, Atlanta 2. LOB-Houston 9, Atlanta 7. Scoring Position -Astros (2-10), Braves (1-6) HR-Ward (1), Caminiti (1). SH-Barker, Maddux. SF-Everett. GDP-Caminiti, Gutierrez, Boone SB-Spiers (1), Hernandez (1). CS-Caminiti.

Astros	IP	H	R	ER	BB	K	ERA
S. Reynolds (W, 1-0)	6.0	7	1	1	2	1	1.50
Trevor Miller	0.1	0	0	0	0	0	0.00
Doug Henry	1.2	0	0	0	0	0	0.00
Billy Wagner	1.0	0	0	0	0	1	0.00

Braves	IP	H	R	ER	BB	K	ERA
Greg Maddux (L, 0-1)	7.0	10	2	2	4	5	2.57
Mike Remlinger	2.0	3	4	4	2	2	18.00

Time-3:03. Attn.-39,119. U-HPWinters, 1B Williams, 2B Rieker, 3B Davis, LF Froemming, RF Meals.

GAME 2

WEDNESDAY, OCTOBER 6
ATLANTA 5, HOUSTON 1

Astros	AB	R	H	RBI	BB	K	AVG
Craig Biggio, 2b	4	0	0	0	0	0	.111
Stan Javier, rf	4	0	0	0	0	0	.200
Jeff Bagwell, 1b	3	0	0	0	0	1	.143
Carl Everett, cf	3	0	0	0	0	2	.167
Ken Caminiti, 3b	3	1	1	1	0	0	.571
Daryle Ward, lf	3	0	0	0	0	1	.167
Tony Eusebio, c	3	0	0	0	0	1	.286
Ricky Gutierrez, ss	3	0	0	0	0	2	.000
Jose Lima, p	2	0	0	0	0	1	.000
Scott Elarton, p	0	0	0	0	0	0	---
Jay Powell, p	0	0	0	0	0	0	---
Bill Spiers, ph	1	0	0	0	0	0	.400
TOTALS	29	1	1	1	0	8	---

Braves	AB	R	H	RBI	BB	K	AVG
Gerald Williams, lf	5	1	1	0	0	1	.333
Bret Boone, 2b	4	1	2	0	0	1	.375
Chipper Jones, 3b	3	1	1	0	1	0	.200
Brian Jordan, rf	3	0	1	2	0	0	.429
Ryan Klesko, 1b	4	2	3	1	0	0	.375
Brian Hunter, 1b	0	0	0	0	0	0	---
Andruw Jones, cf	4	0	2	1	0	0	.250
Eddie Perez, c	3	0	0	1	0	0	.143
Jose Hernandez, ss	2	0	0	0	1	0	.167
Walt Weiss, ss	1	0	0	0	0	0	.000
Kevin Millwood, p	4	0	1	0	0	3	.250
TOTALS	33	5	11	5	2	5	---

	1	2	3	4	5	6	7	8	9	R	H	E
Astros	0	1	0	0	0	0	0	0	1	1	1	
Braves	1	0	0	0	1	3	0	x	5	11	1	

DP- Hou 1. Scoring Position-Astros(0-0), Braves (3-8), E-Ward, C.Jones. LOB-Houston 1, Atlanta 8. 2B-A.Jones (1), Boone (1). HR-Caminiti (2). SF-Perez, Jordan. SB-Williams (1).

Astros	IP	H	R	ER	BB	K	ERA
Jose Lima (L, 0-1)	6.2	9	4	4	2	4	5.40
Scott Elarton	0.1	2	1	1	0	0	27.00
Jay Powell	1.0	0	0	0	0	1	0.00

Braves	IP	H	R	ER	BB	K	ERA
Kevin Millwood (W, 1-0)	9.0	1	1	1	0	8	1.00

IBB Hernandez (By Lima), C.Jones (by Lima)

WP-Elarton 2. Time-2:13. Attn.-41,913. Umpires-HP Williams, 1B Rieker, 2B Davis, 3B Froemming, LF Meals, RF Winters.

ASTROS HISTORY & RECORDS

1999 NLDS

GAME 3

FRIDAY, OCTOBER 8
ATLANTA 5, HOUSTON 3 (12)

Braves	AB	R	H	RBI	BB	K	AVG
Gerald Williams, lf	5	0	2	0	0	2	.357
Otis Nixon, pr-lf	1	1	1	0	0	0	1.000
Bret Boone, 2b	6	2	3	0	0	3	.429
Chipper Jones, 3b	4	1	1	0	2	1	.222
Brian Jordan, rf	5	1	3	5	1	0	.500
Andruw Jones, cf	5	0	1	0	1	2	.231
Brian Hunter, 1b	3	0	0	0	0	2	.000
Keith Lockhart, ph	1	0	0	0	0	1	.000
Russ Springer, p	0	0	0	0	0	0	--
John Rocker, p	0	0	0	0	1	0	--
Ozzie Guillen, ph	1	0	0	0	0	0	.000
Kevin Milwood, p	0	0	0	0	0	0	.250
Eddie Perez, c	5	0	1	0	0	1	.167
Jose Hernandez, ss	3	0	0	0	0	2	.111
Terry Mulholland, p	0	0	0	0	0	0	--
Greg Maddux, p	0	0	0	0	0	0	.000
Mike Remlinger, p	0	0	0	0	0	0	--
Ryan Klesko, ph-1b	2	0	0	0	0	2	.300
Tom Glavine, p	2	0	0	0	0	1	.000
Walt Weiss, ph-ss	3	0	0	0	0	1	.000
TOTALS	46	5	12	5	5	18	--

Astros	AB	R	H	RBI	BB	K	AVG
Craig Biggio, 2b	5	1	1	0	1	1	.143
Derek Bell, rf	3	0	1	0	0	0	.333
Bill Spiers, ph-lf	2	0	1	1	0	0	.429
Doug Henry, p	0	0	0	0	0	0	--
Tim Bogar, ph	0	0	0	0	1	0	--
Jay Powell, p	0	0	0	0	0	0	--
Jeff Bagwell, 1b	2	1	0	0	3	1	.111
Ken Caminiti, 3b	6	0	3	1	0	1	.538
Matt Mieske, lf	4	0	0	0	0	0	.000
Jose Cabrera, p	0	0	0	0	0	0	--
Stan Javier, lf	2	0	1	0	0	0	.286
Carl Everett, cf-rr	5	0	1	0	1	3	.182
Tony Eusebio, c	4	0	0	1	1	1	.182
Ricky Gutierrez, ss	5	0	0	0	0	2	.000
Mike Hampton, p	2	0	0	0	0	1	.000
Russ Johnson, ph	1	0	1	0	0	0	1.000
Glen Barker, pr-cf	2	1	0	0	0	2	.000
TOTALS	43	3	9	3	7	12	--

	1	2	3	4	5	6	7	8	9	10	11	12	R	H	E
Braves	0	0	0	0	0	3	0	0	0	0	0	0	2	5	12
Astros	2	0	0	0	0	0	1	0	0	0	0	0	0	3	9

E-Gutierrez, Eusebio, DP-Atlanta 2, Houston 2. LOB-Atlanta 10, Houston 12. Scoring Position
Braves (2-9), Astros (3-11). 2B-Jordan (1), Johnson (1). HR-Jordan (1). SB-Nixon (1), Barker (1).
Braves IP H R ER BB K ERA
Tom Glavine 6.0 5 2 2 3 6 3.00
Terry Mulholland 0.1 1 1 1 0 0 27.00
Greg Maddux 0.0 0 0 0 1 0 2.57
Mike Remlinger (BS, 1) 1.2 1 0 0 1 2 9.82
Russ Springer 1.0 2 0 0 1 1 0.00
John Rocker (W, 1-0) 2.0 0 0 0 0 1 2 0.00
Kevin Milwood (S, 1-1) 1.0 0 0 0 0 1 0.90

Astros	IP	H	R	ER	BB	K	ERA
Mike Hampton	7.0	6	3	3	1	9	3.86
Jose Cabrera	2.0	2	0	0	0	6	0.00
Doug Henry	2.0	1	0	0	3	2	0.00
Jay Powell (L, 0-1)	1.0	3	2	2	1	1	9.00

HBP-Bagwell (by Glavine). Time-4:19. Attn.-48,625. Umpires-HP Hirschbeck, 1B DeMuth, 2B Marsh, 3B Schrieber, LF Gorman, RF Bell.

GAME 4

SATURDAY, OCTOBER 9
ATLANTA 7, HOUSTON 5

Braves	AB	R	H	RBI	BB	K	AVG
Gerald Williams, lf	4	1	2	2	0	0	.389
Bret Boone, 2b	5	0	3	1	0	0	.474
John Rocker, p	0	0	0	0	0	0	--
Chipper Jones, 3b	4	0	1	1	0	1	.231
Brian Jordan, rf	5	1	2	0	0	2	.471
Ryan Klesko, 1b	2	1	1	0	1	1	.333
Brian Hunter, 1b	1	0	0	0	1	1	.000
Andruw Jones, cf	5	1	1	1	0	1	.222
Eddie Perez, c	4	1	2	2	0	2	.250
Jose Hernandez, ss	2	0	0	0	0	0	.091
Walt Weiss, ss	2	1	1	0	0	1	.167
John Smoltz, p	3	1	2	0	0	1	.667
Terry Mulholland, p	0	0	0	0	0	0	--
Kevin McGlinchy, p	0	0	0	0	0	0	--
Keith Lockhart, 2b	0	0	0	0	0	0	.000
TOTALS	37	7	15	7	2	10	--

Astros	AB	R	H	RBI	BB	K	AVG
Craig Biggio, 2b	5	0	0	0	0	2	.105
Stan Javier, rf	4	0	1	0	1	1	.273
Jeff Bagwell, 1b	4	1	1	0	1	1	.154
Carl Everett, cf	4	1	0	0	0	2	.133
Ken Caminiti, 3b	4	1	1	3	1	0	.471
Bill Spiers, lf	4	0	0	0	0	0	.273
Tony Eusebio, c	4	2	2	1	0	0	.267
Tim Bogar, ss	4	0	3	1	0	0	.750
Shane Reynolds, p	1	0	0	0	0	0	.250
Chris Holt, p	0	0	0	0	0	0	--
Scott Elarton, p	0	0	0	0	0	0	--
Russ Johnson, ph	0	0	0	0	1	0	1.000
Trevor Miller, p	0	0	0	0	0	0	--
Derek Bell, ph	0	0	0	0	0	0	.333
Daryle Ward, ph	1	0	0	0	0	0	.143
Jay Powell, p	0	0	0	0	0	0	--
TOTALS	35	5	8	5	4	6	--

	1	2	3	4	5	6	7	8	9	R	H	E
Atlanta	1	0	1	0	0	5	0	0	0	7	15	1
Houston	0	0	0	0	0	0	1	4	0	5	8	1

E-Hernandez, Spiers. DP-Houston 1. LOB-Atlanta 8, Houston 9. Scoring Position-Braves (4-10), Astros (1-10). 2B-Williams (1), Smoltz (1), Bogar (1). HR-Eusebio (1), Caminiti (3). SH-Williams, Smoltz. SF-C.Jones. GDP- Hernandez. SB-Boone (1), Everett (1). CS-Jordan. HBP-by Smoltz (Everett).

Braves	IP	H	R	ER	BB	K	ERA
John Smoltz (W, 1-0)	7.0	6	4	4	3	3	5.14
Terry Mulholland	0.1	2	1	1	0	0	27.00
Kevin McGlinchy	0.1	0	0	0	0	0	0.00
John Rocker (S, 1)	1.1	0	0	0	1	3	0.00

Astros	IP	H	R	ER	BB	K	ERA
Shane Reynolds (L, 1-1)	5.0	9	4	4	1	4	4.09
Chris Holt	0.0	3	3	3	0	0	--
Scott Elarton	2.0	2	0	0	1	3	3.86
Trevor Miller	1.0	1	0	0	0	2	0.00
Jay Powell	1.0	0	0	0	0	1	6.00

WP-Miller, Rocker Time-3:12. Attn.-48,553. Umpires-HP DeMuth, 1B Marsh, 2B Schrieber, 3B Gorman, LF Bell, RF Hirschbeck.

ASTROS HISTORY & RECORDS

2001 NATIONAL LEAGUE DIVISION SERIES

ATLANTA3 GAMES
HOUSTON0 GAMES

The Atlanta Braves combined outstanding pitching performances with timely hitting en route to a three-game sweep over Houston in the 2001 National League Division Series. Atlanta starters posted a 1.77 ERA in three games while John Smoltz saved two of the three wins and the Braves bullpen as a whole allowed only one run in 6.2 innings pitched. Houston took a 3-2 lead in Game 1, but Chipper Jones' three-run home run in the top of the eighth propelled Atlanta to a 7-4 win. In Game 2, Atlanta's Tom Glavine and John Smoltz combined to shut out the Astros while a second-inning error allowed the only run the Braves would need in a 1-0 win. The Braves closed out the series back in Atlanta with a 6-2 Game Three win that included home runs from Atlanta's Paul Bako, Julio Franco, and Chipper Jones, his second homer of the series.

GAME 1

TUESDAY, OCTOBER 9
ATLANTA 7, HOUSTON 4

Braves	AB	R	H	RBI	BB	K	AVG.
Marcus Giles, 2b	4	2	2	1	0	1	.500
John Smoltz, p	1	0	0	0	0	0	.000
Julio Franco, 1b	5	1	2	0	0	1	.400
Chipper Jones, 3b	4	1	2	3	0	1	.500
Brian Jordan, rf	3	1	1	2	0	2	.333
B.J. Surhoff, lf	4	0	1	0	0	0	.250
Andruw Jones, cf	4	1	2	1	0	2	.500
Rey Sanchez, ss	2	0	0	0	0	0	.000
Dave Martinez, ph	1	0	0	0	0	0	.000
Mark DeRosa, ss	1	0	1	0	0	0	.000
Paul Bako, c	2	0	0	0	0	0	.000
Keith Lockhart, ph-2b	2	1	1	0	0	0	.500
Greg Maddux, p	2	0	0	0	0	1	.000
Rudy Seanez, p	0	0	0	0	0	0	--
Ken Caminiti, ph	1	0	0	0	0	1	.000
Steve Torrealba, c	1	0	1	0	0	0	.000
TOTALS	37	7	13	7	0	9	--

Astros	AB	R	H	RBI	BB	K	AVG.
Craig Biggio, 2b	4	0	1	0	0	0	.250
Julio Lugo, ss	3	1	0	0	0	1	.000
Jose Vizcaino, ph-ss	1	0	0	0	0	1	.000
Jeff Bagwell, 1b	3	0	1	0	1	0	.333
Lance Berkman, lf	4	0	1	0	0	2	.250
Moises Alou, rf	4	0	0	1	0	1	.000
Vinny Castilla, 3b	4	1	2	1	0	1	.500
Richard Hidalgo, cf	1	1	0	0	3	0	.000
Brad Ausmus, c	4	1	1	2	0	0	.250
Wade Miller, p	2	0	0	0	0	0	.000
Orlando Merced, ph	1	0	0	0	0	0	.000
Mike Jackson, p	0	0	0	0	0	0	--
Billy Wagner, p	0	0	0	0	0	0	--
Mike Williams, p	0	0	0	0	0	0	--
Darley Ward, ph	1	0	0	0	0	0	.000
TOTALS	32	4	6	4	4	6	--

	1	2	3	4	5	6	7	8	9	R	H	E
Braves	1	0	0	1	0	0	4	1	7	13	1	
Astros	0	0	0	2	1	0	0	1	4	6	1	

E—Sanchez, Lugo. DP—Atlanta 2, Houston 2. LOB—Atlanta 4, Houston 5. Scoring Position—Braves (2-6), Astros (0-4). 2B—Lockhart (1), Torrealba (1). HR—Jordan (1), Ausmus (1), Clones (1), AJones (1), Castilla (1). SF—Jordan.

Braves	IP	H	R	ER	BB	SO	ERA
Greg Maddux	6.0	4	3	2	3	5	3.00
Rudy Seanez (W, 1-0, BS, 1)	1.0	0	0	0	1	0	0.00
John Smoltz (S, 1)	2.0	2	1	1	0	1	4.50

Astros	IP	H	R	ER	BB	SO	ERA
Wade Miller	7.0	7	2	2	0	6	2.57
Mike Jackson (L, 0-1)	0.1	2	3	2	0	1	54.00
Billy Wagner	0.2	1	1	1	0	1	13.50
Mike Williams	1.0	3	1	1	0	1	9.00

T—2:51. Attn—35,553. U—Froemming, plate; Meriwether, first; Winters, second; Gorman, third; Joyce, left; Everitt, right.

GAME 2

WEDNESDAY, OCTOBER 10
ATLANTA 1, HOUSTON 0

Braves	AB	R	H	RBI	BB	K	AVG.
Marcus Giles, 2b	4	0	1	0	0	1	.375
Julio Franco, 1b	4	0	0	0	0	0	.222
Chipper Jones, 3b	2	0	0	0	2	0	.333
Brian Jordan, rf	4	0	0	0	0	2	.143
B.J. Surhoff, lf	3	1	2	0	0	0	.429
Andruw Jones, cf	4	0	3	0	0	1	.625
Rey Sanchez, ss	4	0	0	0	0	1	.000
Paul Bako, c	3	0	0	0	1	0	.000
Tom Glavine, p	3	0	1	0	0	0	.333
John Smoltz, p	0	0	0	0	0	0	.000
TOTALS	31	1	7	0	3	5	--

Astros	AB	R	H	RBI	BB	K	AVG.
Craig Biggio, 2b	4	0	0	0	0	0	.125
Julio Lugo, ss	4	0	0	0	0	1	.000
Jeff Bagwell, 1b	2	0	2	0	2	0	.600
Lance Berkman, lf	4	0	0	0	0	1	.125
Moises Alou, rf	4	0	1	0	0	0	.125
Richard Hidalgo, cf	3	0	1	0	0	0	.250
Vinny Castilla, 3b	3	0	1	0	0	0	.429
Brad Ausmus, c	3	0	1	0	0	0	.286
Dave Mlicki, p	1	0	0	0	0	0	.000
Chris Truby, ph	1	0	0	0	0	1	.000
Octavio Dotel, p	0	0	0	0	0	0	--
Mike Jackson, p	0	0	0	0	0	0	--
Nelson Cruz, p	0	0	0	0	0	0	--
Jose Vizcaino, ph	1	0	1	0	0	0	.500
Billy Wagner, p	0	0	0	0	0	0	--
TOTALS	30	0	7	0	2	3	--

	1	2	3	4	5	6	7	8	9	R	H	E
Braves	0	1	0	0	0	0	0	0	1	7	0	
Astros	0	0	0	0	0	0	0	0	0	7	2	

E—Lugo 2 (3). DP—Atlanta 3, Houston 4. LOB—Atlanta 7, Houston 5. Scoring Position—Braves (1-9), Astros (0-3). GIDP—Sanchez, Berkman 2, Castilla. 2B—Surhoff (1), Giles (1). SB—Surhoff (1). CS—Bagwell (1)

Braves	IP	H	R	ER	BB	SO	ERA
Tom Glavine (W, 1-0)	8.0	6	0	0	2	3	0.00
John Smoltz, (S, 2)	1.0	1	0	0	0	0	3.00

Astros	IP	H	R	ER	BB	SO	ERA
Dave Mlicki (L, 0-1)	5.0	4	1	0	2	0	0.00
Octavio Dotel	2.0	2	0	0	0	2	0.00
Mike Jackson	0.1	1	0	0	0	0	27.00
Nelson Cruz	0.2	0	0	0	1	1	0.00
Billy Wagner	1.0	0	0	0	0	2	5.40

WP—Wagner. HBP—Surhoff (by Wagner). T—2:41. Attn—35,704. U—Meriwether, plate; Winters, first; Gorman, second; Joyce, third; Everitt, left; Froemming, right.

ASTROS HISTORY & RECORDS

2001 NLDS

GAME 3

FRIDAY, OCTOBER 12
ATLANTA 6, HOUSTON 2

Astros	AB	R	H	RBI	BB	K	AVG.
Craig Biggio, 2b	4	0	1	0	0	1	.167
Jose Vizcaino, ss	4	0	0	0	0	0	.167
Jeff Bagwell, 1b	2	0	0	0	2	1	.429
Lance Berkman, lf	4	0	1	0	0	1	.167
Moises Alou, rf	4	0	1	0	0	0	.167
Vinny Castilla, 3b	4	0	0	0	0	2	.273
Richard Hidalgo, cf	4	0	0	0	0	2	.125
Tony Eusebio, c	3	1	2	0	0	0	.667
Brad Ausmus, ph	1	0	0	0	0	0	.250
Shane Reynolds, p	1	0	0	0	0	0	.000
Julio Lugo, ph	1	0	0	0	0	0	.000
Nelson Cruz, p	0	0	0	0	0	0	—
Darley Ward, ph	3	1	1	2	0	0	.500
Octavio Dotel, p	0	0	0	0	0	0	—
Ron Villone, p	0	0	0	0	0	0	—
TOTALS	33	2	6	2	2	7	—

Braves	AB	R	H	RBI	BB	K	AVG.
Marcus Giles, 2b	4	0	0	0	0	1	.250
Julio Franco, 1b	4	2	2	1	0	0	.308
Chipper Jones, 3b	3	1	2	2	1	0	.444
Brian Lugo, rf	4	0	1	0	0	1	.182
B.J. Surhoff, lf	4	0	0	0	0	0	.273
Andruw Jones, cf	4	1	1	0	0	0	.500
Ray Sanchez, ss	3	1	2	0	0	1	.222
Paul Bako, c	2	1	2	3	0	0	.286
John Burkett, p	2	0	0	0	0	1	.000
Steve Reed, p	0	0	0	0	0	0	—
Mike Remlinger, p	0	0	0	0	0	0	—
Ken Caminiti, ph	1	0	0	0	0	0	.000
Steve Karsay, p	0	0	0	0	0	0	—
John Smoltz, p	0	0	0	0	0	0	.000
TOTALS	31	6	10	6	1	4	—

	1	2	3	4	5	6	7	8	9	R	H	E
Astros	0	0	0	0	0	2	0	0	2	6	0	0
Braves	0	2	1	1	0	0	0	2	X	6	10	0

DP—Houston 1. LOB—Houston 6, Atlanta 3. Scoring Position—Astros (0-5), Braves (1-4). 2B—Eusebio (1), Sanchez (1), Alou (1), Bako (1). HR—Bako (1), Franco (1), Ward (1), CJones (2). S—Bako. GIDP—Surhoff. CS—Jordan.

Astros	IP	H	R	ER	BB	SO	ERA
S. Reynolds (L, 0-1)	4.0	6	4	4	1	1	9.00
Nelson Cruz	2.0	1	0	0	0	0	0.00
Octavio Dotel	1.1	3	2	2	0	3	5.40
Ron Villone	0.2	0	0	0	0	0	0.00

Braves	IP	H	R	ER	BB	SO	ERA
John Burkett (W, 1-0)	6.1	6	2	2	2	4	2.84
Steve Reed	0.1	0	0	0	0	0	0.00
Mike Remlinger	0.1	0	0	0	0	0	0.00
Steve Karsay	1.0	0	0	0	0	1	0.00
John Smoltz	1.0	0	0	0	0	2	2.25

T—2:33. Attn—39,923. Young, plate; Tschida, 1b; Scott, 2b; Marquez, 3b; Marsh, left; JHirschbeck, right.

2004 NATIONAL LEAGUE DIVISION SERIES

HOUSTON3 GAMES
ATLANTA2 GAMES

The Astros won their first playoff series in franchise history, defeating longtime playoff nemesis Atlanta in five games. Carlos Beltran homered twice and Houston exploded for 17 hits in a 12-3 win over the Braves in the deciding Game 5. Beltran collected four hits and drove in five runs in the clincher while hitting .455 with four home runs and nine RBI in the entire series, a series which saw the Astros set virtually every team offensive playoff record. Beltran became the second player in postseason history to drive in at least five runs in a clinching game.

The Astros scored four in the third and three in the fifth to win the series opener at Atlanta 9-3. Beltran, Jason Lane, Lance Berkman, and Brad Ausmus homered in the win, while Roger Clemens recorded career playoff victory number nine by allowing three runs in seven innings.

Atlanta evened the series in Game 2 on Rafael Furcal's two-run home run in the 11th against Dan Miceli. Roy Oswalt allowed one run in 6.1 innings in the loss, while Raul Chavez went 2x3 with a home run. Houston took a 2-1 advantage in the series in Game 3 in Houston, winning 8-5 thanks to a three-run sixth, a Beltran home run, and three RBI from Morgan Ensberg. Brandon Backe earned the win in his first playoff start and Brad Lidge earned the save.

The Braves knotted the series at two games apiece, scoring once in the ninth to win a 6-5 decision. Andruw Jones had three hits and Adam LaRoche three RBI in the Atlanta win, while Craig Biggio was 3x4 with a home run and three RBI. Russ Springer allowed the ninth-inning run to suffer the loss.

The series moved back to Atlanta for Game 5, which is where the Astros exploded for 12 runs and 17 hits to clinch the 2004 NLDS series victory.

GAME 1

WEDNESDAY, OCTOBER 6
HOUSTON 9, ATLANTA 3

Astros	AB	R	H	RBI	BB	K	AVG.
Craig Biggio, LF	5	1	1	0	0	3	.200
Chad Qualls, P	0	0	0	0	0	0	—
Mike Gallo, P	0	0	0	0	0	0	—
Carlos Beltran, CF	3	3	3	2	0	0	.000
Jason Lane, RF	1	1	1	1	0	0	.000
Jeff Bagwell, 1B	5	2	2	1	0	1	.400
Lance Berkman, RF-CF	5	1	2	2	0	2	.400
Jeff Kent, 2B	5	0	1	1	0	1	.200
Morgan Ensberg, 3B	4	0	2	1	0	1	.500
Jose Vizcaino, SS	4	0	0	0	0	1	.000
Adam Everett, SS	0	0	0	0	0	0	—
Brad Ausmus, C	4	1	1	1	0	2	.250
Roger Clemens, P	2	0	0	1	1	0	.000
Orlando Palmeiro, PH-LF1	0	0	0	0	0	0	.000
TOTALS	39	9	13	9	1	12	—

Braves	AB	R	H	RBI	BB	K	AVG.
Rafael Furcal, SS	3	1	1	0	2	1	.333
Marcus Giles, 2B	5	1	1	1	0	0	.200
J.D. Drew, RF	3	0	0	0	2	1	.000
Chipper Jones, 3B	4	0	0	1	2	0	.000
Johnny Estrada, C	4	0	1	1	0	0	.250
Adam LaRoche, 1B	3	0	0	0	1	1	.000
Eli Marrero, PH	1	0	0	0	0	1	.000
Andruw Jones, CF	3	1	2	1	1	1	.667
Charles Thomas, LF	4	0	2	0	0	1	.500
Jaret Wright, P	1	0	0	0	0	1	.000
Kevin Gryboski, P	0	0	0	0	0	0	—
Dewayne Wise, PH	1	0	0	0	0	0	.000
Juan Cruz, P	0	0	0	0	0	0	—
Antonio Alfonseca, P	0	0	0	0	0	0	—
Julio Franco, PH	1	0	0	0	0	0	.000
Chris Reitsma, P	0	0	0	0	0	0	—
TOTALS	33	3	7	3	7	9	—

	1	2	3	4	5	6	7	8	9	R	H	E
Astros	0	0	4	0	3	0	1	0	1	9	13	1
Braves	1	0	0	0	1	1	0	0	3	7	0	0

E-Berkman . DP-Braves 1. LOB-Astros 5, Braves 12. Scoring Position-Astros (3-7), Braves (0-7). 2B-Bagwell (1), Kent (1). 3B-Furcal (1) HR-Beltran (1), Lane (1), Berkman (1), Ausmus (1), A.Jones (1). SB-Beltran (1), Biggio (1), Giles (1). CS-Ensberg (1). S-Wright. SF-Estrada.

Astros	IP	H	R	ER	BB	SO	ERA
Roger Clemens (W, 1-0)	7.0	6	3	2	6	7	2.57
Chad Qualls	1.0	0	0	0	1	0	0.00
Mike Gallo	1.0	1	0	0	0	2	0.00

Braves	IP	H	R	ER	BB	SO	ERA
Jaret Wright (L, 0-1)	4.1	8	6	6	0	6	12.46
Kevin Gryboski	0.2	2	1	1	0	1	13.50
Juan Cruz	2.0	2	1	1	1	4	4.50
Antonio Alfonseca	1.0	0	0	0	0	0	0.00
Chris Reitsma	1.0	1	1	1	0	1	9.00

HBP: Beltran (by Cruz). WP-Clemens 2. Time-3:08. Attn.-41,464. Umpires-HP McClelland, 1B Cuzzi, 2B Bell, 3B Culbreth, LF Brinkman, RF Randazzo.

ASTROS HISTORY & RECORDS

2004 NATIONAL LEAGUE DIVISION SERIES

GAME 2

THURSDAY, OCTOBER 7
ATLANTA 4, HOUSTON 2 (11)

Astros	AB	R	H	BI	BB	K	AVG.
Craig Biggio, LF	3	0	0	0	1	0	.125
Jason Lane, LF	1	0	0	0	0	1	.500
Carlos Beltran, CF	5	0	0	0	0	3	.375
Jeff Bagwell, 1B	5	1	1	1	0	1	.300
Lance Berkman, RF	5	0	1	0	2	0	.300
Jeff Kent, 2B	4	0	0	0	0	1	.111
Morgan Ensberg, 3B	2	0	0	0	2	0	.333
Jose Vizcaino, SS	3	0	0	0	0	0	.000
Brad Lidge, P	0	0	0	0	0	0	-
Orlando Palmeiro, PH	0	0	0	0	0	0	.000
Brad Ausmus, C	0	0	0	0	0	0	.250
Raul Chavez, C	3	1	2	1	0	0	.667
Mike Lamb, PH	1	0	0	0	0	0	.000
Dan Miceli, P	0	0	0	0	0	0	-
Roy Oswalt, P	1	0	0	0	1	0	.000
Eric Bruntlett, SS	1	0	0	0	1	0	.000

TOTALS	34	2	4	2	5	8	-
Braves	AB	R	H	BI	BB	K	AVG.

Rafael Furcal, SS	5	1	3	3	0	0	.500
Marcus Giles, 2B	5	0	1	0	0	1	.200
J.D. Drew, RF	5	0	1	0	0	3	.125
Chipper Jones, 3B	4	1	0	1	0	0	.000
Johnny Estrada, C	3	0	1	0	1	0	.286
C Wilson Betemit, PR	0	0	0	0	0	0	-
Julio Franco, 1B	1	0	0	0	0	0	.000
Adam LaRoche, 1B	4	0	3	1	0	1	.429
Nick Green, PR	0	0	0	0	0	0	-
Eddie Perez, C	1	0	0	0	0	0	.000
Andruw Jones, CF	5	0	1	0	1	0	.375
Charles Thomas, LF	5	1	1	0	1	0	.333
Mike Hampton, P	2	0	1	0	0	1	.500
Kevin Gryboski, P	0	0	0	0	0	0	-
Dewayne Wise, PH	1	1	1	0	0	0	.500
John Smoltz, P	1	0	1	0	0	0	1.000
Antonio Alfonseca, P	0	0	0	0	0	0	-
Eli Marrero, PH	1	0	0	0	0	0	.000

TOTALS	43	4	14	4	2	8	-
--------	----	---	----	---	---	---	---

	1	2	3	4	5	6	7	8	9	10	11	R	H	E
Astros	1	0	1	0	0	0	0	0	0	0	2	4	1	0
Braves	0	0	0	0	0	0	1	1	0	0	2	4	14	0

E-Chavez. DP-Braves 1. LOB-Astros 5, Braves 10. Scoring Position-Astros (0-4), Braves (3-13). 2B-Wise (1), LaRoche (1). HR-Bagwell (1), Chavez (1), Furcal (1). SB-Furcal, Thomas. CS-Berkman, Drew. S-Palmeiro, Furcal.

Astros	IP	H	R	ER	BB	K	ERA
Roy Oswalt	6.1	8	1	1	1	4	1.42
Brad Lidge (BS, 1)	2.2	4	1	1	1	3	3.38
Dan Miceli (L, 0-1)	1.2	2	2	2	0	1	10.80
Braves	IP	H	R	ER	BB	K	ERA
Mike Hampton	6.1	4	2	2	3	5	2.84
Kevin Gryboski	0.2	0	0	0	0	0	6.75
John Smoltz	3.0	0	0	0	2	3	0.00
Alfonseca (W, 1-0)	1.0	0	0	0	0	0	0.00

Time-3:27. Attn.-40,075 Umpires-HP Cuzzi, 1B Bell, 2B Culbreth, 3B Brinkman, LF Randazzo, RF McClelland.

GAME 3

SATURDAY, OCTOBER 9
HOUSTON 8, ATLANTA 5

Braves	AB	R	H	BI	BB	K	AVG.
Rafael Furcal, SS	5	0	1	0	0	0	.385
Marcus Giles, 2B	5	0	0	0	0	2	.133
J.D. Drew, RF	4	1	1	0	0	1	.167
Chipper Jones, 3B	3	1	0	0	1	0	.000
Johnny Estrada, C	3	1	1	1	1	2	.300
Adam LaRoche, 1B	3	0	0	0	0	1	.300
Chris Reitsma, P	0	0	0	0	0	0	-
Dewayne Wise, PH-LF	1	0	0	0	0	0	.333
Andruw Jones, CF	4	2	3	3	0	1	.500
Charles Thomas, LF	2	0	1	0	1	0	.364
Juan Cruz, P	0	0	0	0	0	0	-
John Thomson, P	0	0	0	0	0	0	-
Paul Byrd, P	2	0	1	1	0	1	.500
Kevin Gryboski, P	0	0	0	0	0	0	-
Antonio Alfonseca, P	0	0	0	0	0	0	-
Tom Martin, P	0	0	0	0	0	0	-
Julio Franco, 1B	2	0	0	0	0	1	.000

TOTALS	34	5	8	5	3	10 <th>.264</th>	.264
--------	----	---	---	---	---	------------------	------

Astros	AB	R	H	BI	BB	K	AVG.
Craig Biggio, LF	3	1	1	0	1	1	.182
Chad Qualls, P	0	0	0	0	0	0	-
Mike Lamb, PH	0	0	0	1	0	0	.000
Russ Springer, P	0	0	0	0	0	0	-
Eric Bruntlett, SS	0	0	0	0	0	0	.000
Carlos Beltran, CF	5	2	2	2	0	0	.385
Jeff Bagwell, 1B	4	1	1	0	1	0	.286
Lance Berkman, RF	3	2	2	1	2	0	.385
Jeff Kent, 2B	3	1	1	1	2	1	.167
Morgan Ensberg, 3B	4	0	2	3	1	0	.400
Jose Vizcaino, SS	4	0	0	0	1	1	.000
Brad Lidge, P	0	0	0	0	0	0	-
Brad Ausmus, C	3	1	1	0	1	1	.286
Brandon Backe, P	1	0	0	0	0	0	.000
Orlando Palmeiro, PH	1	0	1	0	0	0	.500
Jason Lane, LF	1	0	0	0	0	0	.333

TOTALS	32	8	11	8	9	4 <th>2.67</th>	2.67
--------	----	---	----	---	---	-----------------	------

	1	2	3	4	5	6	7	8	9	R	H	E
Braves	0	0	2	0	0	0	0	3	0	5	8	0
Astros	0	0	2	0	2	3	1	0	x	8	11	0

E-none. DP-Astros 1. LOB-Braves 6, Astros 11. Scoring Position-Braves (2-8), Astros (4-18). 2B-A. Jones (1), Beltran (1), Bagwell (2), Kent (2), Ensberg (1). HR-Estrada (1), A. Jones (2), Beltran (2). SB-Beltran (2). SAC-Backe. SF-Lamb.

Braves	IP	H	R	ER	BB	K	ERA
John Thomson	0.1	1	0	0	1	0	0.00
Paul Byrd (L, 0-1)	4.1	7	4	4	3	8	8.31
Kevin Gryboski	0.1	0	0	0	0	0	5.40
Antonio Alfonseca	0.2	1	2	2	1	0	6.75
Tom Martin	0.0	2	1	1	1	0	-
Chris Reitsma	1.1	0	1	1	1	1	7.71
Juan Cruz	1.0	0	0	0	2	0	3.00

Astros	IP	H	R	ER	BB	K	ERA
Brandon Backe (W, 1-0)	6.0	5	2	2	2	5	3.00
Chad Qualls	1.0	1	0	0	1	0	0.00
Russ Springer	1.0	2	3	3	1	2	27.00
Brad Lidge (SV, 1)	1.0	0	0	0	0	2	2.45

WP-Reitsma. HBP-Thomas by Backe. IBB - Thomas (by Backe), Vizcaino (by Byrd). Time-3:19. Attn.-43,547. Umpires-HP Bell, 1B Culbreth, 2B Brinkman, 3B Randazzo, LF McClelland, RF Cuzzi.

GAME 4

SUNDAY, OCTOBER 10
ATLANTA 6, HOUSTON 5

Braves	AB	R	H	BI	BB	K	AVG.
Rafael Furcal, SS	4	1	1	0	0	2	.353
J.D. Drew, RF	4	0	1	1	1	2	.188
Marcus Giles, 2B	5	0	0	0	0	2	.100
Chipper Jones, 3B	4	2	2	0	0	0	.133
Johnny Estrada, C	3	1	1	0	1	1	.308
Nick Green, PR	0	0	0	0	0	0	-
John Smoltz, P	0	0	0	0	0	0	0.000
Andruw Jones, CF	4	1	3	1	0	0	.563
Adam LaRoche, 1B	3	1	1	3	1	1	.308
Eli Marrero, LF	3	0	1	0	1	0	.200
Antonio Alfonseca, P	0	0	0	0	0	0	-
Mike Hampton, P	0	0	0	0	0	0	.500
Eddie Perez, C	1	0	0	0	0	0	1.000
Russ Ortiz, P	1	0	0	0	0	0	1.000
Dewayne Wise, PH	1	0	0	0	0	0	.250
Kevin Gryboski, P	0	0	0	0	0	0	-
Charles Thomas, PH-LF	2	0	0	0	0	1	.308

TOTALS	35	6	10	5	3 <th>12<th>.269</th></th>	12 <th>.269</th>	.269
--------	----	---	----	---	----------------------------	------------------	------

Astros	AB	R	H	BI	BB	K	AVG.
Craig Biggio, LF	4	1	3	3	0	0	.333
Mike Gallo, P	0	0	0	0	0	0	-
Dan Miceli, P	0	0	0	0	0	0	-
Brad Lidge, P	0	0	0	0	0	0	-
Orlando Palmeiro, PH	1	0	0	0	0	0	.333
Russ Springer, P	0	0	0	0	0	0	-
Carlos Beltran, CF	4	1	1	0	1	1	.353
Jeff Bagwell, 1B	4	0	2	1	0	1	.333
Adam Everett, PR	0	0	0	0	0	0	-
Lance Berkman, RF	5	0	2	0	0	2	.389
Jeff Kent, 2B	5	1	1	0	0	1	.176
Morgan Ensberg, 3B	4	0	1	0	0	0	.357
Jose Vizcaino, SS	4	1	1	0	0	0	.067
Brad Ausmus, C	2	1	1	0	2	0	.333
Roger Clemens, P	1	0	0	1	0	0	.000
Chad Qualls, P	0	0	0	0	0	0	-
Mike Lamb, PH	1	0	0	0	0	0	.000
Jason Lane, LF	1	0	1	0	0	0	.500

TOTALS	36	5	13	5	4 <th>4<th>.291</th></th>	4 <th>.291</th>	.291
--------	----	---	----	---	---------------------------	-----------------	------

	1	2	3	4	5	6	7	8	9	R	H	E
Braves	0	2	0	0	3	0	0	1	6	10	0	0
Astros	0	5	0	0	0	0	0	0	5	13	0	0

DP-Braves 3, Astros 2. LOB-Braves 6, Astros 9. Scoring Position-Braves (3-9), Astros (2-9). 2B-A. Jones (2), Biggio (1), Beltran (2). HR-LaRoche (1), Biggio (1). SB-Furcal 2 (3), A. Jones (1), Drew (1). SF-Clemens. GIDP- C. Jones, LaRoche, Kent 2, Ensberg.

Braves	IP	H	R	ER	BB	K	ERA
Russ Ortiz	3.0	7	5	5	1	1	11.50
Kevin Gryboski	2.0	1	0	0	1	1	2.45
Antonio Alfonseca	1.0	1	0	0	1	0	4.91
Mike Hampton	1.0	0	0	0	1	0	2.45
John Smoltz (W, 1-0)	2.0	4	0	0	0	1	0.00

Astros	IP	H	R	ER	BB	K	ERA
Roger Clemens	5.0	6	2	2	2	5	3.00
Chad Qualls (BS, 1)	1.0	3	3	3	2	1	9.00
Mike Gallo	0.2	0	0	0	0	0	0.00
Dan Miceli	0.2	0	0	0	1	0	7.71
Brad Lidge	0.2	0	0	0	0	0	2.08
Russ Springer (L, 0-1)	1.0	1	1	1	0	0	318.00

WP-Clemens. HBP-Furcal by Springer. Time-3:24. Attn.-43,336. Umpires-HP Culbreth, 1B Brinkman, 2B Randazzo, 3B McClelland, RF Cuzzi, RF Bell.

ASTROS HISTORY & RECORDS

2004 NLDS

GAME 5

MONDAY, OCTOBER 11
HOUSTON 12, ATLANTA 3

Astros	AB	R	H	BI	BB	K	AVG.
Craig Biggio, LF	5	2	3	1	0	0	.400
Dan Miceli, P	0	0	0	0	0	0	-
Dan Wheeler, P	0	0	0	0	0	0	-
Carlos Beltran, CF	5	3	4	5	0	0	.455
Jeff Bagwell, 1B	4	1	1	2	1	1	.318
Lance Berkman, RF	4	2	2	0	1	0	.409
Jeff Kent, 2B	5	1	2	1	0	1	.227
Morgan Ensberg, 3B	5	1	2	1	0	0	.368
Jose Vizcaino, SS	4	1	1	1	0	0	.105
Raul Chavez, C	2	0	1	0	0	0	.600
Orlando Palmeiro, PH	1	0	0	0	0	0	.250
Brad Ausmus, C	0	0	0	0	0	0	.333
Roy Oswalt, P	2	0	0	0	0	0	.000
Chad Qualls, P	0	0	0	0	0	0	-
Mike Lamb, PH	1	0	0	0	0	0	.000
Mike Gallo, P	0	0	0	0	0	0	-
Chad Harville, P	0	0	0	0	0	0	-
Jason Lane, PH-LF	1	1	1	1	0	0	.600
TOTALS	39	12	17	12	2	2	-

Braves	AB	R	H	BI	BB	K	AVG.
Rafael Furcal, SS	4	2	2	1	1	0	.381
J.D. Drew, RF	4	0	1	0	1	0	.200
Chipper Jones, 3B	5	0	2	0	0	0	.200
Johnny Estrada, C	4	1	2	2	0	0	.353
Paul Byrd, P	0	0	0	0	0	0	.500
Andruw Jones, CF	3	0	1	0	1	0	.526
Adam LaRoche, 1B	4	0	0	0	0	1	.235
Marcus Giles, 2B	4	0	1	0	1	0	.125
Charles Thomas, LF	3	0	0	0	1	2	.250
Jaret Wright, P	2	0	0	0	0	1	.000
Kevin Grysowski, P	0	0	0	0	0	0	-
Dewayne Wise, PH	1	0	0	0	0	1	.200
Chris Reitsma, P	0	0	0	0	0	0	-
Tom Martin, P	0	0	0	0	0	0	-
Juan Cruz, P	0	0	0	0	0	0	-
Eddie Perez, C	1	0	0	0	0	0	.000
TOTALS	35	3	9	3	4	6	-

	1	2	3	4	5	6	7	8	9	R	H	E
Astros	0	2	1	0	0	1	5	3	0	12	17	1
Braves	0	0	0	0	2	0	1	0	0	3	9	1

E-Bagwell (1), Drew (1). DP-Astros 1, Braves 2. LOB-Astros 4, Braves 9. Scoring Position-Astros (5-10), Braves (1-5). 2B-Kent (3), Berkman (1), Ensberg (2), Biggio (2). HR-Beltran 2 (4), Bagwell (2), Furcal (2), Estrada (2). S-Chavez, SF-Vizcaino. GDP- Bagwell, Vizcaino, A Jones.

Astros	IP	H	R	ER	BB	K	ERA
Roy Oswalt (W, 1-0)	5	7	2	2	3	4	2.38
Chad Qualls	1	0	0	0	1	1	6.75
Mike Gallo	0.1	2	1	1	1	0	4.50
Chad Harville	0.2	0	0	0	0	0	0.00
Dan Miceli	1	0	0	0	1	5	4.00
Dan Wheeler	1	0	0	0	0	0	0.00

Braves	IP	H	R	ER	BB	K	ERA
Jaret Wright (L, 0-2)	5.1	6	4	4	1	1	9.31
Kevin Grysowski	0.2	0	0	0	1	2	0.08
Chris Reitsma	0.2	4	4	4	0	0	018.00
Tom Martin	0.1	2	1	1	0	0	054.00
Juan Cruz	0.2	4	3	3	1	0	9.82
Paul Byrd	1.1	1	0	0	0	0	6.35

Time-3:12. Attn.-54,068. Umpires-HP Brinkman, 1B Randazzo, 2B McClelland, 3B Cuzzi, LF Bell, RF Culbreth.

2004 NLCS

ST. LOUIS4 GAMES
HOUSTON3 GAMES

The Astros came within one game of their first trip to the World Series but fell just short, losing the 2004 NLCS to St. Louis in seven games. Home runs by Albert Pujols and Scott Rolen against Houston starter Roger Clemens were the difference in the clincher, a 5-2 Redbird win at Busch Stadium that sent St. Louis to its first World Series since 1987. Offensively in the NLCS, Carlos Beltran paced Houston with a .417 average, four home runs, and eight RBI. Beltran's eight home runs in the 2004 playoffs tied Barry Bonds for the most in a single postseason. Lance Berkman homered three times and drove in nine runs, while Jeff Kent also hit three home runs while plating seven runners.

All seven games of the series were won by the home club, including 10-7 and 6-4 wins, respectively, by St. Louis in Games 1 and 2. The Cardinals scored six in the sixth in Game 1 (including five against Chad Qualls), while two runs in the bottom of the eighth against Astros reliever Dan Miceli gave Julian Tavarez the win and the Redbirds a 2-0 series lead.

Roger Clemens earned the win in Game 3, with Kent, Beltran, and Berkman each homering in a 5-2 Astros victory. The Astros overcame a 5-3 deficit in Game 4, scoring two in the seventh and one in the eighth en route to a 6-5 win that gave Dan Wheeler his first postseason victory.

Game 5 was perhaps the most exciting in Astros playoff history, with Jeff Kent's three-run home run in the bottom of the ninth, breaking a scoreless tie and propelling Houston to a 3-0 victory and a 3-2 series lead. Brandon Backe allowed only one hit and three baserunners in eight scoreless innings, while Kent's homer gave Brad Lidge the win after the right-hander recorded saves in Games 4 and 5.

Jim Edmonds' two-run home run in the 12th off Miceli allowed the Redbirds to even the series at three games apiece with a 6-4 St. Louis victory. Jeff Bagwell had three hits and two RBI in the loss, while Mike Lamb homered for Houston in a losing cause. In the deciding Game 7, Clemens allowed four runs and six hits in six innings, and the St. Louis bullpen held the lead for Jeff Suppan as the Cardinals advanced to the World Series.

GAME 1

WEDNESDAY, OCTOBER 13
ST. LOUIS 10, HOUSTON 7

Astros	AB	R	H	BI	BB	K	AVG.
Craig Biggio, LF	5	1	2	0	0	1	.400
Carlos Beltran, CF	5	2	2	2	0	1	.400
Jeff Bagwell, 1B	3	0	0	0	1	2	.000
Lance Berkman, RF	4	2	1	2	0	1	.250
Jeff Kent, 2B	4	1	1	2	0	1	.250
Adam Everett, SS	0	0	0	0	0	0	-
Morgan Ensberg, 3B	4	0	0	0	0	0	.000
Jose Vizcaino, SS-2B	4	0	2	0	0	0	.500
Brad Ausmus, C	4	0	0	0	0	2	.000
Brandon Backe, P	2	0	0	0	0	1	.000
Chad Qualls, P	0	0	0	0	0	0	-
Chad Harville, P	0	0	0	0	0	0	-
Orlando Palmeiro, PH 1	0	1	0	1	0	0	1.000
Dan Wheeler, P	0	0	0	0	0	0	-
Mike Lamb, PH	1	1	1	1	0	0	1.000
TOTALS	37	7	10	7	1	9	.282

Cardinals	AB	R	H	BI	BB	K	AVG.
Tony Womack, 2B	5	1	1	1	0	1	.200
Larry Walker, RF	5	3	3	1	0	1	.600
Albert Pujols, 1B	3	2	2	2	1	1	.667
Scott Rolen, CF	4	1	1	1	1	2	.250
Jim Edmonds, 3B	3	0	2	3	0	1	.667
Edgar Renteria, SS	3	1	1	0	1	1	.333
Reggie Sanders, LF	4	1	1	0	0	2	.250
Mike Matheny, C	3	0	0	0	2	0	.000
Woody Williams, P	2	1	1	0	0	0	.500
Roger Cedeno, PH	1	0	0	1	0	0	.000
Kiko Calero, P	0	0	0	0	0	0	-
Marlon Anderson, PH	1	0	0	0	0	0	.000
Danny Haren, P	0	0	0	0	0	0	-
Ray King, P	0	0	0	0	0	0	-
Julian Tavarez, P	0	0	0	0	0	0	-
Jason Isringhausen, P	0	0	0	0	0	0	-
TOTALS	34	10	12	9	4	11	.333

	1	2	3	4	5	6	7	8	9	R	H	E
Astros	2	0	2	0	0	2	1	7	10	1		
Cardinals	2	0	0	2	6	0	0	x	10	12	0	

E-Vizcaino (1). DP-Astros 1. LOB-Astros 4, Cardinals 6. Scoring Position-Astros (0-2), Cardinals (6-11). 2B-Palmeiro (1), Biggio (1), Williams (1), Walker (1), Edmonds (1). 3B-Walker (1). HR-Beltran (1), Kent (1), Berkman (1), Lamb (1), Pujols (1). SB-Womack (1). S-Matheny. GDP- Sanders.

Astros	IP	H	R	ER	BB	K	ERA
Brandon Backe	4.2	5	4	4	2	6	7.71
Chad Qualls (L, 0-1)	1.0	5	5	5	1	1	45.00
Chad Harville	0.1	1	1	1	1	0	27.00
Dan Wheeler	2.0	1	0	0	0	4	0.00

Cardinals	IP	H	R	ER	BB	K	ERA
Woody Williams (W, 1-0)	6.0	4	4	4	1	5	6.00
Kiko Calero	1.0	2	0	0	2	0	0.00
Danny Haren	0.1	1	1	1	0	1	27.00
Ray King	0.1	1	1	1	0	0	27.00
Julian Tavarez	1.0	2	1	1	0	1	9.00
Isringhausen (SV, 1)	0.1	0	0	0	0	0	0.00

HBP-Edmonds by Backe. Time-3:15. Attn.-52,323. Umpires-HP Welke, 1B Cooper, 2B Darling, 3B Winters, LF Hernandez, RF Rapuano.

ASTROS HISTORY & RECORDS

2004 NATIONAL LEAGUE CHAMPIONSHIP SERIES

GAME 2

THURSDAY, OCTOBER 14
ST. LOUIS 6, HOUSTON 4

Astros	AB	R	H	BI	BB	K	AVG.
Craig Biggio, LF	5	1	1	0	0	1	.300
Dan Miceli, P	0	0	0	0	0	0	-
Carlos Beltran, CF	2	1	1	1	3	1	.429
Jeff Bagwell, 1B	3	0	0	0	2	1	.000
Lance Berkman, RF	5	1	2	1	0	0	.333
Jeff Kent, 2B	4	0	1	0	1	1	.250
Adam Everett, PR	0	0	0	0	0	0	-
Morgan Ensberg, 3B	5	1	2	2	0	1	.222
Jose Vizcaino, SS	4	0	2	0	0	0	.500
Brad Ausmus, C	3	0	1	0	1	1	.143
Pete Munro, P	1	0	0	0	1	0	.000
Chad Harville, P	0	0	0	0	0	0	-
Eric Bruntlett, PH	1	0	0	0	0	0	.000
Dan Wheeler, P	0	0	0	0	0	0	-
Orlando Palmeiro, PH-LF	1	0	0	0	0	0	.500
TOTALS	34	4	10	4	8	6	.282

Cardinals	AB	R	H	BI	BB	K	AVG.
Tony Womack, 2B	4	1	1	0	0	0	.222
Larry Walker, RF	4	1	1	2	0	2	.444
Albert Pujols, 1B	4	2	3	1	0	0	.714
Scott Rolen, 3B	4	2	3	0	1	3	.375
Jim Edmonds, CF	4	0	1	0	1	4	.250
Edgar Renteria, SS	4	0	0	0	0	0	.143
Reggie Sanders, LF	4	0	0	0	0	0	.125
Jason Istringhausen, P	0	0	0	0	0	0	-
Mike Matheny, C	3	0	1	0	0	2	.167
Matt Morris, P	0	0	0	0	0	0	-
Marlon Anderson, PH	0	0	0	0	1	0	.000
Steve Kline, P	0	0	0	0	0	0	-
Kiko Calero, P	0	0	0	0	0	0	-
Roger Cedeno, PH	1	0	0	0	0	1	.000
Julian Tavaraz, P	0	0	0	0	0	0	-
So Taguchi, LF	0	0	0	0	0	0	-
TOTALS	32	6	9	6	1	7	.318

	1	2	3	4	5	6	7	8	9	R	H	E
Astros	1	0	0	1	1	0	1	0	0	4	10	1
Cardinals	0	0	0	0	4	0	0	2	x	6	9	0

E-Munro. DP-Cardinals 1. LOB-Astros 11, Cardinals 4. Scoring Position-Astros (2-14), Cardinals (1-8). 2B-Kent (1), Berkman (1), Edmonds (2). HR-Beltran (1), Ensberg (2), Walker (1), Rolen 2 (2), Pujols (2). SB-Berkman (1), Womack (2). CS-Bagwell, Ensberg. 5-Morris.

Astros	IP	H	R	ER	BB	K	ERA
Pete Munro	4.2	6	3	3	1	4	5.79
Chad Harville	0.1	1	1	1	0	1	27.00
Dan Wheeler	2.0	0	0	0	2	0	0.00
Dan Miceli (L, 0-1)	1.0	2	2	2	0	0	18.00

Cardinals	IP	H	R	ER	BB	K	ERA
Matt Morris	5.0	6	3	3	5	5	5.40
Steve Kline	0.0	2	0	0	0	0	-
Kiko Calero (BS, 1)	2.0	2	1	1	1	1	3.00
Julian Tavaraz (W, 1-0)	1.0	0	0	0	0	0	4.50
Jason Istringhausen (SV, 2)	1.0	0	0	0	2	0	0.00

WP-Morris 2. IBB- Ausmus (by Morris). BK-Morris Time-3:02. Attn.--52,347 Umpires-HP Cooper, 1B Darling, 2B Winters, 3B Hernandez, LF Rapuano, RF Welke.

GAME 3

SATURDAY, OCTOBER 16
HOUSTON 5, ST. LOUIS 2

Cardinals	AB	R	H	BI	BB	K	AVG.
Tony Womack, 2B	4	0	0	0	0	1	.154
Larry Walker, RF	4	1	1	1	0	1	.385
Albert Pujols, 1B	4	0	1	0	0	1	.545
Scott Rolen, 3B	3	0	1	0	1	1	.364
Jim Edmonds, CF	3	1	1	1	1	1	.400
Edgar Renteria, SS	4	0	0	0	0	2	.091
Reggie Sanders, LF	3	0	0	0	1	2	.091
Mike Matheny, C	3	0	1	0	0	1	.222
Marlon Anderson, PH	0	0	0	0	0	0	.000
Jeff Suppan, P	2	0	0	0	0	0	.000
Roger Cedeno, PH	1	0	0	0	0	1	.000
Danny Haren, P	0	0	0	0	0	0	-
Ray King, P	0	0	0	0	0	0	-
Cal Eldred, P	0	0	0	0	0	0	-
John Mabry, PH	1	0	0	0	0	1	.000
TOTALS	32	2	5	2	3	12	-

Astros	AB	R	H	BI	BB	K	AVG.
Craig Biggio, LF	4	0	1	0	0	1	.286
Brad Lidge, P	0	0	0	0	0	0	-
Carlos Beltran, CF	3	2	2	1	1	1	.500
Jeff Bagwell, 1B	4	0	1	0	0	0	.100
Lance Berkman, RF	4	2	2	2	0	0	.385
Jeff Kent, 2B	3	1	2	1	1	2	.273
Eric Bruntlett, SS	0	0	0	0	0	0	.000
Morgan Ensberg, 3B	3	0	0	0	1	0	.167
Jose Vizcaino, SS-2B	4	0	0	0	0	0	.333
Brad Ausmus, C	3	0	0	0	0	1	.100
Roger Clemens, P	2	0	0	0	0	1	.000
Orlando Palmeiro, PH-LF	1	0	1	0	0	0	.667
TOTALS	31	5	8	5	3	5	-

	1	2	3	4	5	6	7	8	9	R	H	E
Cardinals	1	1	0	0	0	0	0	0	2	5	0	0
Astros	3	0	0	0	0	0	2	x	5	8	0	0

E-none. DP-Cardinals 1. LOB-Cardinals 7, Astros 5. Scoring Position-Cardinals (0-5), Astros (2-5). GIDP-Bagwell (1). 2B-Beltran (1). HR-Walker (2), Edmonds (1), Kent (2), Beltran (3) Berkman (2).

Cardinals	IP	H	R	ER	BB	K	ERA
Jeff Suppan (L, 0-1)	6	5	3	3	2	3	4.50
Danny Haren	1.1	2	1	1	0	1	10.80
Ray King	0.1	1	1	1	0	1	127.00
Cal Eldred	0.1	0	0	0	1	0	0.00

Astros	IP	H	R	ER	BB	K	ERA
Roger Clemens (W, 1-0)	7	4	2	2	2	7	2.57
Brad Lidge (SV, 1)	2	1	0	0	1	5	0.00

WP-Clemens. HBP-Anderson by Lidge. Time-2:57. Attn.-42,896. Umpires-HP Darling, 1B Winters, 2B Hernandez, 3B Rapuano, LF Welke, RF Cooper.

GAME 4

SUNDAY, OCTOBER 17
HOUSTON 6, ST. LOUIS 5

Cardinals	AB	R	H	BI	BB	K	AVG.
Tony Womack, 2B	4	1	0	0	1	0	.118
Larry Walker, RF	3	1	1	0	2	0	.375
Albert Pujols, 1B	4	2	3	3	1	0	.600
Scott Rolen, 3B	5	1	2	0	2	3	.375
Jim Edmonds, CF	3	0	0	1	0	0	.308
Edgar Renteria, SS	3	0	0	0	1	0	.071
Julian Tavaraz, P	0	0	0	0	0	0	-
Mike Matheny, C	0	0	0	0	0	0	.222
John Mabry, LF	3	0	1	1	0	0	.250
Kiko Calero, P	0	0	0	0	0	0	-
Ray King, P	0	0	0	0	0	0	-
Hector Luna, SS	1	0	0	0	0	1	.000
Yadier Molina, C	4	0	1	0	0	0	.250
Jason Istringhausen, P	0	0	0	0	0	0	-
Jason Marquis, P	2	0	1	0	0	0	.500
So Taguchi, LF	0	0	0	0	0	0	-
Roger Cedeno, PH-LF	1	0	0	0	0	0	.000
TOTALS	33	5	9	5	5	3	-

Astros	AB	R	H	BI	BB	K	AVG.
Craig Biggio, LF	4	0	1	0	0	0	.278
Jason Lane, LF	0	0	0	0	0	0	-
Carlos Beltran, CF	3	3	2	1	1	1	.538
Jeff Bagwell, 1B	3	1	2	1	1	1	.231
Lance Berkman, RF	2	1	3	2	0	0	.467
Jeff Kent, 2B	3	0	0	0	2	2	.214
Brad Lidge, P	0	0	0	0	0	0	-
Morgan Ensberg, 3B	4	0	0	0	0	1	.125
Jose Vizcaino, SS-2B	4	1	1	0	0	0	.313
Raul Chavez, C	3	0	1	1	0	0	.333
Brad Ausmus, C	1	0	0	0	0	0	.091
Roy Oswalt, P	2	0	0	0	0	0	.000
Orlando Palmeiro, PH	1	0	0	0	0	0	.500
Dan Wheeler, P	0	0	0	0	0	0	-
Eric Bruntlett, SS	1	0	0	0	0	0	.000
TOTALS	31	6	9	6	4	5	-

	1	2	3	4	5	6	7	8	9	R	H	E
Cardinals	3	0	1	0	0	0	0	0	5	9	0	0
Astros	1	0	2	0	2	1	0	x	6	9	0	0

E-none. DP-Cardinals 1. LOB-Cardinals 8, Astros 6. Scoring Position-Cardinals (2-10), Astros (2-7). 2B-Rolen (1), Bagwell (1), Berkman (2), Vizcaino (1). HR-Pujols (3), Berkman (3), Beltran (4). CS-Biggio (1). SAC-Taguchi. SF-Edmonds.

Cardinals	IP	H	R	ER	BB	K	ERA
Jason Marquis	4	5	3	3	2	2	6.75
Kiko Calero	1.2	3	2	2	0	3	5.79
Ray King	0.1	0	0	0	0	0	18.00
Julian Tavaraz (L, 1-1)	1	1	1	1	2	0	6.00
Jason Istringhausen	1	0	0	0	0	0	0.00

Astros	IP	H	R	ER	BB	K	ERA
Roy Oswalt	6	8	5	4	0	7	5.00
Dan Wheeler (W, 1-0)	1	1	0	0	0	1	0.00
Brad Lidge (SV, 2)	2	0	0	0	1	2	0.00

WP-Tavaraz. PB- Chavez. HBP-Kent by Tavaraz. IBB- Berkman (by Tavaraz). Time-3:01. Attn.-42,760. Umpires-HP Winters, 1B Hernandez, 2B Rapuano, 3B Welke, LF Cooper, RF Darling.

ASTROS HISTORY & RECORDS

2004 NLCS

GAME 5

MONDAY, OCTOBER 18
HOUSTON 3, ST. LOUIS 0

Cardinals	AB	R	H	B	BB	K	AVG.
Tony Womack, 2B	4	0	1	0	0	0	.143
Larry Walker, RF	3	0	0	0	1	2	.316
Albert Pujols, 1B	4	0	0	0	0	1	.474
Scott Rolen, 3B	3	0	0	0	0	1	.316
Jim Edmonds, CF	2	0	0	0	1	0	.267
Edgar Renteria, SS	3	0	0	0	0	1	.059
Reggie Sanders, LF	3	0	0	0	0	0	.071
Mike Matheny, C	3	0	0	0	0	0	.167
Woody Williams, P	2	0	0	0	0	0	.250
John Mabry, PH	1	0	0	0	0	1	.200
Jason Isringhausen, P	0	0	0	0	0	0	-
TOTALS	28	0	1	0	2	6	.226

Astros	AB	R	H	B	BB	K	AVG.
Craig Biggio, LF	4	0	0	0	0	0	.227
Brad Lidge, P	0	0	0	0	0	0	-
Carlos Beltran, CF	4	1	1	0	0	0	.071
Jeff Bagwell, 1B	4	0	1	0	0	1	.235
Lance Berkman, RF	2	1	0	0	2	0	.412
Jeff Kent, 2B	4	1	1	3	0	0	.222
Morgan Ensberg, 3B	2	0	0	0	0	1	.111
Jose Vizcaino, SS	3	0	0	0	0	1	.263
Brad Ausmus, C	2	0	0	0	1	1	.077
Brandon Backe, P	2	0	0	0	0	1	.000
Orlando Palmeiro, PH-LF	1	0	0	0	0	0	.400
TOTALS	28	3	3	3	5	248	

	1	2	3	4	5	6	7	8	9	R	H	E
Cardinals	0	0	0	0	0	0	0	0	0	0	1	0
Astros	0	0	0	0	0	0	0	0	3	3	3	0

E-none. DP-none. LOB-Cardinals 3, Astros 4. Scoring Position-Cardinals (0-1), Astros (1-2). HR-Kent (3). SB-Beltran (1).

Cardinals	IP	H	R	ER	BB	K	ERA
Woody Williams	7	1	0	0	2	4	2.77
Isringhausen (L, 0-1)	1.1	2	3	3	1	1	7.36

Astros	IP	H	R	ER	BB	K	ERA
Brandon Backe	8	1	0	0	2	4	2.84
Brad Lidge (W, 1-0)	1	0	0	0	2	0	0.00

HB-Ensberg by Williams. IBB- Berkman (by Isringhausen). Time-2:33. Attn.-43,045. Umpires-HP Hernandez, 1B Rapuano, 2B Welke, 3B Cooper, LF Darling, RF Winters.

GAME 6

WEDNESDAY, OCTOBER 20
ST. LOUIS 6, HOUSTON 4 (12)

Astros	AB	R	H	B	BB	K	AVG.
Craig Biggio, LF	6	0	0	0	0	0	.179
Carlos Beltran, CF	4	2	2	0	2	0	.476
Jeff Bagwell, 1B	6	0	3	2	0	0	.304
Lance Berkman, RF	3	0	0	1	1	1	.350
Brad Lidge, P	0	0	0	0	0	0	-
Brandon Backe, PH	1	0	0	0	0	1	.000
Dan Miceli, P	0	0	0	0	0	0	-
Jeff Kent, 2B	5	0	2	0	0	0	.261
Mike Lamb, 3B	4	1	1	1	1	1	.400
Jose Vizcaino, SS	5	0	1	0	0	0	.250
Brad Ausmus, C	3	0	1	0	0	1	.125
Morgan Ensberg, PH	0	1	0	0	0	0	.111
Jason Lane, RF	1	0	0	0	0	0	.000
Pete Munro, P	1	0	0	0	0	0	.000
Chad Harville, P	0	0	0	0	0	0	-
Adam Everett, PH	1	0	0	0	0	0	.000
Chad Qualls, P	0	0	0	0	0	0	-
Orlando Palmeiro, PH	1	0	0	0	0	0	.333
Dan Wheeler, P	0	0	0	0	0	0	-
Eric Bruntlett, PH	0	0	0	0	0	0	.000
Raul Chavez, C	1	0	0	0	0	1	.250
TOTALS	42	4	10	4	5	246	

Cardinals	AB	R	H	B	BB	K	AVG.
Tony Womack, 2B	2	1	2	0	0	0	.217
Hector Luna, 2B	3	0	0	0	0	1	.000
Marlon Anderson, PH-2B	1	0	0	0	0	0	.000
Larry Walker, RF	6	0	0	0	0	2	.240
Albert Pujols, 1B	5	1	3	2	1	0	.500
Scott Rolen, 3B	6	1	2	0	2	3	.320
Jim Edmonds, CF	6	1	2	2	0	2	.286
Edgar Renteria, SS	5	0	3	2	0	1	.182
Reggie Sanders, LF	4	0	3	0	0	0	.222
Jason Isringhausen, P	0	0	0	0	0	0	-
Roger Cedeño, PH	1	0	0	0	0	0	.000
Julian Tavarez, P	0	0	0	0	0	0	-
Mike Matheny, C	4	0	0	0	1	2	.125
Matt Morris, P	2	0	0	0	1	0	.000
John Mabry, PH	1	0	0	0	1	1	.167
Ray King, P	0	0	0	0	0	0	-
Kiko Calero, P	0	0	0	0	0	0	-
So Taguchi, LF	2	0	0	0	0	1	.000
TOTALS	48	6	15	6	2	13	24.66

	1	2	3	4	5	6	7	8	9	10	11	12	R	H	E
Astros	1	0	1	1	0	0	0	0	1	0	0	4	10	0	0
Cardinals	0	2	0	0	0	0	0	0	0	2	6	15	0	0	0

E-none. DP-Cardinals 2. LOB-Astros 9, Cardinals 10. Scoring Position-Astros (2-7), Cardinals (3-9). 2B-Bagwell (2), Kent (2), Pujols 1, Sanders 2 (2), Rolen (2), HR-Lamb (2), Pujols (4), Edmonds (2). SB-Beltran 2 (3), Bagwell (1). CS-Vizcaino (1). SAC-Bruntlett. SF-Berkman.

Astros	IP	H	R	ER	BB	K	ERA
Pete Munro	2.1	8	4	4	0	1	9.00
Chad Harville	0.2	1	0	0	0	2	13.50
Chad Qualls	3	3	0	0	1	3	11.25
Dan Wheeler	2	2	0	0	2	0	0.00
Brad Lidge	3	0	0	0	5	0	0.00
Dan Miceli (L, 0-2)	0.1	1	2	2	1	0	27.00

Cardinals	IP	H	R	ER	BB	K	ERA
Matt Morris	5	5	3	3	3	1	5.40
Ray King	0.2	2	0	0	0	0	10.80
Kiko Calero	1.1	1	0	0	0	0	4.50
Isringhausen (BS, 1)	3	2	1	1	2	5	4.40
Julian Tavarez (W, 2-1)	2	0	0	0	0	2	3.60

HBP-Ensberg by Isringhausen. Time-3:54. Attn.-52,144. Umpires-HP Rapuano, 1B Welke, 2B Cooper, 3B Darling, LF Winters, RF Hernandez.

GAME 7

THURSDAY, OCTOBER 21
ST. LOUIS 5, HOUSTON 2

Astros	AB	R	H	B	BB	K	AVG.
Craig Biggio, LF	4	1	1	1	0	1	.188
Roy Oswalt, P	0	0	0	0	0	0	.000
Carlos Beltran, CF	3	1	0	0	1	0	.417
Jeff Bagwell, 1B	4	0	0	0	0	0	.259
Lance Berkman, RF	4	0	0	0	2	2	.292
Jeff Kent, 2B	2	0	0	0	1	0	.240
Morgan Ensberg, 3B	4	0	1	0	0	0	.136
Jose Vizcaino, SS	4	0	1	0	0	0	.250
Brad Ausmus, C	3	0	0	0	2	2	.105
Roger Clemens, P	2	0	0	0	2	0	.000
Orlando Palmeiro, PH-LF	0	0	0	0	0	0	.333
TOTALS	30	2	3	1	2	7	.227

Cardinals	AB	R	H	B	BB	K	AVG.
Edgar Renteria, SS	2	0	0	0	0	0	.167
Larry Walker, RF	4	0	1	1	0	0	.241
Albert Pujols, 1B	4	1	2	1	0	0	.500
Scott Rolen, 3B	4	1	1	2	0	0	.310
Jim Edmonds, CF	3	0	1	0	0	1	.292
Reggie Sanders, LF	3	0	0	0	1	1	.190
Tony Womack, 2B	3	1	2	0	0	1	.269
Mike Matheny, C	3	0	0	0	1	1	.105
Jeff Suppan, P	0	0	0	1	0	0	.000
Roger Cedeño, PH	1	1	1	0	0	0	.167
Kiko Calero, P	0	0	0	0	0	0	-
Julian Tavarez, P	0	0	0	0	0	0	-
Marlon Anderson, PH	1	1	1	0	0	0	.333
Jason Isringhausen, P	0	0	0	0	0	0	-
Totals	28	5	9	5	0	4	-

	1	2	3	4	5	6	7	8	9	R	H	E
Astros	1	0	1	0	0	0	0	0	2	3	0	0
Cardinals	0	0	1	0	0	3	0	1	x	5	9	1

E-Edmonds. DP-Astros 1. LOB-Astros 5, Cardinals 2. Scoring Position-Astros (0-6), Cardinals (3-7). 2B-Womack (1), Pujols (2), Anderson (1). HR-Biggio (1), Rolen (3). SB-Beltran (4). S-Suppan. HBP- Rolen.

Astros	IP	H	R	ER	BB	K	ERA
Roger Clemens (L, 1-1)	6.0	6	4	4	0	2	4.15
Roy Oswalt	2.0	3	1	1	0	2	6.75

Cardinals	IP	H	R	ER	BB	K	ERA
Jeff Suppan (W, 1-1)	6	3	2	1	2	6	3.00
Kiko Calero	1	0	0	0	1	3	3.86
Julian Tavarez	1	0	0	0	0	0	0.00
Jason Isringhausen (SV, 3)	1	0	0	0	0	0	4.70

HBP-Kent by Suppan, Palmeiro by Calero. Time-2:51. Attn.-52,140 Umpires-HP Welke, 1B Cooper, 2B Darling, 3B Winters, LF Hernandez, RF Rapuano.

ASTROS HISTORY & RECORDS

2005 NATIONAL LEAGUE DIVISION SERIES

HOUSTON 3 GAMES
ATLANTA 1 GAME

The Astros knocked Atlanta out of the playoffs for the second season in a row as Houston won the 2005 NLDS in four games. Chris Burke and Roger Clemens emerged as the heroes of clinching Game 4, the longest in postseason history. In the bottom of the 18th inning, Burke snapped a 6-6 tie and won the game with a solo home run, ending an eight-inning scoreless streak by both teams. Clemens earned the win after pitching three scoreless innings, on three day's rest in his first relief appearance in 21 years. Lance Berkman socked an eighth-inning grand slam to bring the Astros within one run, and with two outs in the bottom of the ninth, Brad Ausmus sent the contest into extra-innings with a game-tying solo home run. The decisive Game 4 lasted a postseason-record five hours and 50 minutes and the teams used an NLDS-record 42 combined players.

A five-run outburst in the eighth inning made Game 1 a blowout in the Astros favor, as Houston took a 1-0 series advantage with a 10-5 win. Morgan Ensberg led the attack with five RBI and three hits while Andy Pettitte earned the win. Craig Biggio doubled and scored three times as the Astros banged out 11 hits.

Atlanta secured its only win in Game 2 as the Braves scored five times off losing pitcher Roger Clemens in a 7-1 contest. Brian McCann hit a three-run homer and Adam LaRoche belted a two-run double as the Braves evened the series at one game apiece. John Smoltz allowed one run over seven innings and set a Major League record with his 15th postseason win.

Roy Oswalt pitched into the eighth inning of Game 3 and earned the win as the Astros took a 2-1 lead in the series. Houston set an NLDS record with seven doubles, including three by Craig Biggio, tying a postseason record. Mike Lamb broke a 2-2 tie in the third inning and put the Astros ahead for good with his third career postseason home run.

GAME 1

WEDNESDAY, OCTOBER 5
HOUSTON 10, ATLANTA 5

Astros	AB	R	H	BI	BB	K	AVG.
Craig Biggio, 2b	3	3	2	1	1	0	.667
Russ Springer, p	0	0	0	0	0	0	-
Mike Gallo, p	0	0	0	0	0	0	-
Willy Taveras, cf	2	1	0	0	1	0	.000
Jeff Bagwell, ph	1	1	1	1	0	0	1.000
Eric Bruntlett, cf	1	0	0	0	0	1	.000
Lance Berkman, 1b	2	0	0	0	3	1	.000
Morgan Ensberg, 3b	4	1	3	5	1	1	.750
Jason Lane, rf	3	0	0	0	1	1	.000
Orlando Palmeiro, lf	3	0	1	2	1	0	.333
Adam Everett, ss	4	1	1	0	0	0	.250
Brad Ausmus, c	5	2	2	0	1	1	.400
Andy Pettitte, p	2	1	1	0	0	1	.500
Dan Wheeler, p	0	0	0	0	0	0	-
Jose Vizcaino, ph-2b	1	0	0	0	0	0	.000
TOTALS	31	10	11	19	9	6	-

Braves	AB	R	H	BI	BB	K	AVG.
Rafael Furcal, ss	5	1	1	0	0	1	.200
Marcus Giles, 2b	3	1	1	0	0	0	.333
Chipper Jones, 3b	4	1	2	2	0	1	.500
Andruw Jones, cf	3	1	1	2	1	1	.333
Julio Franco, rf	3	0	0	0	1	2	.000
Jeff Francoeur, 1b	4	1	2	0	0	0	.500
Brian Jordan, lf	3	0	0	0	0	0	.000
Ryan Langerhans, ph	1	0	0	0	0	1	.000
Johnny Estrada, c	4	0	1	1	0	2	.250
Tim Hudson, p	2	0	0	0	0	0	.000
Joey Devine, p	0	0	0	0	0	0	-
Chris Reitsma, p	0	0	0	0	0	0	-
John Foster, p	0	0	0	0	0	0	-
Jim Brower, p	0	0	0	0	0	0	-
Pete Orr, ph	1	0	0	0	0	0	.000
Macay McBride, p	0	0	0	0	0	0	.000
Kelly Johnson, ph	0	0	0	0	0	0	-
Wilson Betemit, ph	1	0	1	0	0	0	1.000
TOTALS	34	5	9	5	2	8	-

	1	2	3	4	5	6	7	8	9	R	H	E
Astros	1	0	2	1	0	0	1	5	0	10	11	1
Braves	1	0	0	2	0	0	0	1	1	5	9	0

E - Ensberg. DP - Astros 2, Braves 2. LOB - Astros 10, Braves 5. Scoring Position - Astros (5-12), Braves (3-9). 2B - Biggio (1), Ausmus (1), Pettitte (1), Giles (1), CJones (1). 3B - Francoeur (1). HR - CJones (1), AJones (1). SF - Biggio. S - Taveras, Pettitte 2, Biggio. GDP - Lane, Ausmus, Jordan, Furcal.

Astros	IP	H	R	ER	BB	K	ERA
Andy Pettitte (W, 1-0)	7.0	4	3	3	2	6	3.86
Dan Wheeler	1.0	2	1	1	0	1	9.00
Russ Springer	0.1	2	1	1	0	1	27.00
Mike Gallo	0.2	1	0	0	0	0	0.00

Braves	IP	H	R	ER	BB	K	ERA
Tim Hudson (L, 0-1)	6.2	7	5	5	5	3	6.75
Joey Devine	0.1	0	0	0	0	0	0.00
Chris Reitsma	0.1	3	4	4	1	0	108.00
John Foster	0.1	1	1	1	2	1	27.00
Jim Brower	0.1	0	0	0	1	1	0.00
Macay McBride	1.0	0	0	0	0	1	0.00

HBP: Palmeiro (by Hudson), Lane (by Devine), Giles (by Wheeler). IBB- Berkman (by Hudson), Biggio (by Reitsma), Lane (by Foster). Time - 3:11. Attendance - 40,590. Umpires - HP Joe Brinkman, 1B Marvin Hudson, 2B Jeff Nelson, 3B Gary Cederstrom, LF Eric Cooper, RF Sam Holbrook.

GAME 2

THURSDAY, OCTOBER 6
ATLANTA 7, HOUSTON 1

Astros	AB	R	H	BI	BB	K	AVG.
Craig Biggio, 2b	4	0	1	0	0	2	.429
Willy Taveras, cf	4	0	3	0	0	0	.500
Lance Berkman, 1b	4	1	2	0	0	0	.333
Morgan Ensberg, 3b	4	0	0	0	0	0	.375
Jason Lane, rf	4	0	1	1	0	0	.143
Brad Lidge, p	0	0	0	0	0	0	-
Orlando Palmeiro, lf	3	0	0	0	0	1	.167
Adam Everett, ss	4	0	0	0	0	2	.125
Brad Ausmus, c	4	0	0	0	0	2	.222
Roger Clemens, p	2	0	0	0	0	1	.000
Brandon Backe, p	0	0	0	0	0	0	-
Chris Burke, ph	1	0	1	0	0	0	1.000
Chad Qualls, p	0	0	0	0	0	0	-
Luke Scott, ph	0	0	0	0	0	0	-
TOTALS	34	1	8	1	1	6	-

Braves	AB	R	H	BI	BB	K	AVG.
Rafael Furcal, ss	4	0	2	0	0	1	.333
Marcus Giles, 2b	5	1	1	0	0	0	.250
Chipper Jones, 3b	3	1	0	0	1	0	.286
Andruw Jones, cf	4	3	3	1	0	0	.571
Adam LaRoche, 1b	1	0	1	2	2	0	1.000
Jeff Francoeur, rf	3	1	1	1	1	1	.429
Ryan Langerhans, lf	4	0	2	0	0	1	.400
Brian McCann, c	4	1	1	3	0	1	.250
John Smoltz, p	2	0	0	0	0	0	.000
Chris Reitsma, p	0	0	0	0	0	0	-
Kelly Johnson, ph	0	0	0	0	1	0	-
Kyle Farnsworth, p	0	0	0	0	0	0	-
TOTALS	30	7	11	7	6	3	-

	1	2	3	4	5	6	7	8	9	R	H	E
Astros	1	0	0	0	0	0	0	0	1	8	1	0
Braves	0	3	2	0	0	0	2	0	x	7	11	0

E - Qualls. DP - Astros 1, Braves 1. LOB - Astros 7, Braves 7. Scoring Position - Astros (1-4), Braves (5-9). 2B - Burke (1), LaRoche (1). HR - McCann (1). S - LaRoche, Smoltz. GDP - Berkman, Smoltz. SB - Furcal (1).

Astros	IP	H	R	ER	BB	K	ERA
Roger Clemens (L, 0-1)	5.0	6	5	5	3	2	9.00
Brandon Backe	1.0	1	0	0	0	1	0.00
Chad Qualls	1.0	4	2	2	1	0	18.00
Brad Lidge	1.0	0	0	0	2	0	0.00

Braves	IP	H	R	ER	BB	K	ERA
John Smoltz (W, 1-0)	7.0	7	1	1	1	5	1.29
Chris Reitsma	1.0	1	0	0	0	0	27.00
Kyle Farnsworth	1.0	0	0	0	0	1	0.00

IBB- Berkman (by Hudson), LaRoche (by Qualls). Time - 2:52. Attendance - 46,181. Umpires - HP Marvin Hudson, 1B Jeff Nelson, 2B Gary Cederstrom, 3B Eric Cooper, LF Sam Holbrook, RF Joe Brinkman.

ASTROS HISTORY & RECORDS

2005 NLDS

GAME 3

SATURDAY, OCTOBER 8

HOUSTON 7, ATLANTA 3

Braves	AB	R	H	BI	BB	K	AVG.
Rafael Furcal, ss	5	0	0	0	0	0	.214
Marcus Giles, 2b	5	1	1	0	0	3	.231
Chipper Jones, 3b	4	0	0	0	0	1	.182
Andruw Jones, cf	4	0	3	1	0	1	.636
Adam LaRoche, 1b	3	1	1	0	1	0	.500
Jeff Francoeur, rf	3	0	0	0	0	1	.300
Ryan Langerhans, lf	2	1	0	0	1	1	.286
Brian Jordan, ph-1f	1	0	0	0	0	0	.000
Brian McCann, c	4	0	1	1	0	1	.250
Jorge Sosa, p	2	0	1	1	0	1	.500
Kelly Johnson, ph	1	0	0	0	0	0	.000
Chris Reitsma, p	0	0	0	0	0	0	-
John Foster, p	0	0	0	0	0	0	-
Joey Devine, p	0	0	0	0	0	0	-
Jim Brower, p	0	0	0	0	0	0	-
Julio Franco, ph	1	0	1	0	0	0	.250
Pete Orr, pr	0	0	0	0	0	0	.000
TOTALS	35	3	8	3	2	9	-

Astros	AB	R	H	BI	BB	K	AVG.
Craig Biggio, 2b	5	2	3	0	0	1	.500
Brad Lidge, p	0	0	0	0	0	0	-
Willy Taveras, cf	5	1	2	0	0	1	.455
Lance Berkman, lf-1b	3	2	1	1	0	2	.333
Morgan Ensberg, 3b	4	1	2	2	0	0	.417
Mike Lamb, 1b	2	1	1	1	0	2	.500
Chris Burke, lf	0	0	0	0	0	0	.000
Jason Lane, rf	3	0	2	2	0	0	.300
Adam Everett, ss	3	0	1	1	0	0	.182
Brad Ausmus, c	3	0	0	0	1	0	.167
Roy Oswalt, p	3	0	0	0	0	0	.000
Dan Wheeler, p	0	0	0	0	0	0	-
Mike Gallo, p	0	0	0	0	0	0	-
Orlando Palmeiro, ph	1	0	0	0	0	0	.143
Eric Bruntlett, 2b	0	0	0	0	0	0	.000
TOTALS	32	7	12	7	3	4	-

	1	2	3	4	5	6	7	8	9	R	H	E
Braves	0	2	0	0	0	0	1	0	3	8	0	0
Astros	2	0	1	0	0	0	4	0	x	7	12	1

E – Everett. DP – Astros 1, Braves 2. LOB – Astros 7, Braves 8. Scoring Position – Astros (5-13), Braves (2-9). 2B – Burke 3 (4), Ensberg 2 (2), Taveras (1), Lane (1), AJones 2 (2). HR – Lamb (1). SF – Lane, Everett. GDP – Oswalt, Ausmus, Francoeur.

Braves	IP	H	R	ER	BB	K	ERA
Jorge Sosa (L, 0-1)	6.0	7	3	3	2	3	4.50
Chris Reitsma	0.0	2	2	2	0	0	40.50
John Foster	0.0	1	1	1	0	0	54.00
Joey Devine	0.0	2	1	1	1	0	27.00
Jim Brower	2.0	0	0	0	0	1	0.00

Astros	IP	H	R	ER	BB	K	ERA
Roy Oswalt (W, 1-0) 7.1	6.3	3	3	2	7	3	6.8
Dan Wheeler	0.1	1	0	0	0	0	6.75
Mike Gallo	0.1	0	0	0	0	0	0.00
Brad Lidge	1.0	1	0	0	0	2	0.00

HBP – Francoeur (by Oswalt), Berkman (by Sosa). IBB – Ausmus (by Sosa), Lamb (by Sosa), Lamb, (by Devine). Time – 2:50. Attendance – 43,759. Umpires – HP Jeff Nelson, 1B Gary Cederstrom, 2B Eric Cooper, 3B Sam Holbrook, LF Joe Brinkman, RF Marvin Hudson.

GAME 4

SUNDAY, OCTOBER 9

HOUSTON 7, ATLANTA 6 (18)

Braves	AB	R	H	BI	BB	K	AVG.
Rafael Furcal, ss	6	0	0	0	2	1	.150
Marcus Giles, 2b	7	2	1	0	2	2	.200
Chipper Jones, 3b	6	1	1	0	3	2	.176
Andruw Jones, cf	6	1	1	1	1	1	.471
Adam LaRoche, 1b	4	1	2	4	0	1	.500
Julio Franco, 1b	5	0	1	0	0	1	.222
Jeff Francoeur, rf	7	0	1	0	1	2	.235
Ryan Langerhans, lf	5	0	2	0	2	0	.333
Brian McCann, c	8	1	1	0	4	0	.188
John Thomson, p	4	2	0	0	1	1	.333
Kyle Farnsworth, p	0	0	0	0	0	0	.000
Kelly Johnson, ph	1	0	0	0	0	0	.000
Chris Reitsma, p	0	0	0	0	0	0	.000
Wilson Betemit, ph	1	0	0	0	0	1	.500
John Thomson, p	0	0	0	0	0	0	.000
Pete Orr, ph	1	0	0	0	0	0	.000
Tim Hudson, p	0	0	0	0	0	0	.000
Brian Jordan, ph	1	0	1	0	0	0	.200
Joey Devine, p	0	0	0	0	0	0	.000
TOTALS	62	6	13	6	11	25	-.555

Astros	AB	R	H	BI	BB	K	AVG.
Craig Biggio, 2b	7	1	0	0	1	2	.316
Willy Taveras, cf	3	0	0	0	0	0	.357
Luke Scott, ph-1f	2	1	0	0	1	1	.000
Dan Wheeler, p	0	0	0	0	0	0	.000
Roger Clemens, ph-p	1	0	0	0	0	0	.000
Lance Berkman, lf-1b	5	1	2	4	0	1	.357
Chris Burke, pr-cf-1f	2	1	1	1	0	0	.667
Morgan Ensberg, 3b	6	0	0	0	1	2	.278
Mike Lamb, 1b	4	0	2	0	0	0	.500
Chad Qualls, p	0	0	0	0	0	0	.000
Jeff Bagwell, ph	1	0	0	0	0	0	.000
Brad Lidge, p	0	0	0	0	0	0	.000
Raul Chavez, c-1b	1	0	0	0	1	0	.000
Jason Lane, rf	7	1	1	0	2	2	.235
Adam Everett, ss	3	0	1	0	0	0	.214
Wandy Rodriguez, p	0	0	0	0	0	0	.000
Jose Vizcaino, ss-1b-ss	4	0	0	0	0	1	.000
Brad Ausmus, c-1b-c	6	1	2	1	1	1	.222
Brandon Backe, p	1	0	0	0	0	0	.000
Mike Gallo, p	0	0	0	0	0	0	.000
Orlando Palmeiro, ph	0	0	1	0	0	0	.143
Russ Springer, p	0	0	0	0	0	0	.000
Eric Bruntlett, ss-cf-cf	5	1	1	0	0	3	.167
TOTALS	58	7	10	7	6	14	.265

	1	2	3	4	5	6	7	8	9	10	11	12	13	14	15	16	17	18	R	H	E
Braves	0	0	4	0	1	0	0	1	0	0	0	0	0	0	0	0	0	0	6	13	0
Astros	0	0	0	0	1	0	0	4	1	0	0	0	0	0	0	0	0	1	7	10	1

E – Vizcaino. DP – Astros 2, Braves 2. LOB – Astros 7, Braves 18. Scoring Position – Astros (2-6), Braves (1-18). 2B – Berkman (1), AJones (3), CJones (2), Hudson (1), Francoeur (1), Langerhans (1), Jordan (1). HR – Berkman (1), Ausmus (1), Burke (1), LaRoche (1), McCann (2). S – Clemens, Furcal, Francoeur. SF – Palmeiro, AJones. GDP – Everett, Ensberg, CJones, A. Jones. SB – Biggio (1), Bruntlett (1), Furcal 2 (3), Langerhans (1).

Braves	IP	H	R	ER	BB	K	ERA
Tim Hudson	7.0	6	3	3	1	5	5.27
Kyle Farnsworth	2.0	2	3	3	1	3	9.00
Chris Reitsma	2.0	1	0	0	1	0	16.20
John Thomson	2.0	0	0	0	1	3	0.00
Jim Brower	3.0	0	0	0	2	0	0.00
Joey Devine (L, 0-1)	1.1	1	1	1	0	3	10.80

Astros	IP	H	R	ER	BB	K	ERA
Brandon Backe	4.1	5	5	5	3	2	8.44
Mike Gallo	0.2	0	0	0	1	0	0.00
Russ Springer	2.0	3	0	0	1	0	3.86
Wandy Rodriguez	1.0	1	1	1	0	2	9.00
Chad Qualls	2.0	1	0	0	1	1	6.00
Brad Lidge	2.0	1	0	0	2	3	0.00
Dan Wheeler	3.0	1	0	0	3	4	2.08
Roger Clemens, (W, 1-1)	3.0	1	0	0	0	4	5.63

HBP – AJones (by Backe), Langerhans (by Gallo). IBB – Francoeur (by Gallo), Langerhans (by Wheeler), Ensberg (by Reitsma). Time – 5:50. Attendance – 43,413. Umpires – HP 1B Gary Cederstrom, 1B Eric Cooper, 2B Sam Holbrook, 3B Joe Brinkman, LF Marvin Hudson, RF Jeff Nelson.

ASTROS HISTORY & RECORDS

2005 NATIONAL LEAGUE CHAMPIONSHIP SERIES

HOUSTON 4 GAMES
ST. LOUIS 2 GAMES

Houston advanced to its first World Series after 44 years as the Astros defeated the Cardinals 4-2 in the 2005 NLCS. Roy Oswalt earned MVP honors as he picked up wins in Game 2 and the decisive Game 6. Oswalt allowed only two runs in the series, going 2-0 with a 1.29 ERA and 12 strikeouts in 14 innings. Craig Biggio led the Astros with eight hits in the series and Chris Burke led the team with five runs scored.

Game 6 was decided in St. Louis, with Oswalt allowing three hits over seven innings to earn the win. Houston had 11 hits, including a home run by Jason Lane, in the 5-1 clinching game. Brad Ausmus went 3x4 in the contest and finished with a .318 NLCS average.

In Game 5, the Astros led 4-2 in the ninth and were on the verge of advancing to the club's first World Series when Albert Pujols smashed a three-run home run off Brad Lidge, giving the Cardinals a 5-4 comeback win. The blast by Pujols forced Game 6 and gave Lidge his first career postseason loss after going 1-0 with six saves to start his October career. Lance Berkman gave the Astros the lead in the seventh with a three-run home run off Chris Carpenter before St. Louis mounted its comeback.

St. Louis won the opening game of the series by a score of 5-3, but the Astros bounced back with wins in Games 2, 3 and 4 to take a 3-1 advantage overall. Reggie Sanders shined for the Cardinals in Game 1, with a home run and two RBI, as Andy Pettitte took the loss. Oswalt earned the win and Chris Burke homered in Game 2 as the Astros knocked off St. Louis 4-1. Brad Lidge earned a two-inning save and struck out three of the seven batters he faced.

Roger Clemens allowed two runs over six innings and was the winning pitcher in Game 3. Mike Lamb led the Astros offense, going 2x4 with a double, a home run, two RBI and two runs scored. Astros batters managed 11 hits and Lidge nailed down his second save of the series.

After trailing 1-0 in the fourth inning, the Astros battled back to win Game 4, 2-1. Jason Lane tied the contest at one with a solo home run in the fourth and Morgan Ensberg put the Astros ahead with a sacrifice fly in the seventh. Chad Qualls entered in the seventh and earned the win with a perfect inning of work. Lidge closed out the game and picked up his third save of the series.

GAME 1

WEDNESDAY, OCTOBER 12
ST. LOUIS 5, HOUSTON 3

Astros	AB	R	H	B	BB	K	AVG.
Craig Biggio, 2b	3	0	0	0	1	1	.000
Willy Taveras, cf	3	0	0	0	1	1	.000
Lance Berkman, lf	4	0	1	0	0	0	.250
Morgan Ensberg, 3b	4	0	1	0	0	0	.250
Mike Lamb, 1b	4	1	1	0	0	0	.250
Jason Lane, rf	3	0	0	0	1	1	.000
Adam Everett, ss	4	1	2	0	0	1	.500
Brad Ausmus, c	3	0	1	1	0	0	.333
Andy Pettitte, p	1	0	0	0	0	0	.000
Chris Burke, ph	1	1	1	2	0	0	1.000
Russ Springer, p	0	0	0	0	0	0	0
Ezequiel Astacio, p	0	0	0	0	0	0	0
Jose Vizcaino, ph	1	0	0	0	0	0	.000
TOTALS	31	3	7	3	3	4	-

Cardinals	AB	R	H	B	BB	K	AVG.
David Eckstein, ss	4	2	2	1	0	0	.500
Jim Edmonds, cf	3	0	0	0	1	0	.000
Albert Pujols, 1b	3	0	1	1	0	0	.333
Reggie Sanders, lf	3	1	1	2	1	0	.333
Larry Walker, rf	4	0	1	0	0	2	.250
Jason Istringhausen, p	0	0	0	0	0	0	-
Mark Grudzielanek, 2b	4	1	1	0	0	2	.250
Yadier Molina, c	3	0	0	0	0	0	.000
Abraham Nunez, 3b	3	1	2	0	0	0	.667
Chris Carpenter, p	1	0	0	1	0	1	.000
So Taguchi, rf	0	0	0	0	0	0	0
TOTALS	28	5	8	5	3	5	-

	1	2	3	4	5	6	7	8	9	R	H	E
Astros	0	0	0	0	0	0	2	0	1	3	7	0
Cardinals	2	1	0	0	2	0	0	0	5	x	8	1

E - Eckstein. DP - Astros 2, Cardinals 1. LOB - Astros 6, Cardinals 4. Scoring Position - Astros (0-6), Cardinals (2-5). 2B - Berkman (1), Ensberg (1). HR - Burke (1), Sanders (1). S - Pettitte, Carpenter 2. SF - Ausmus. GDP - Berkman, Sanders, Molina.

Astros	IP	H	R	ER	BB	K	ERA
Andy Pettitte, (L, 0-1)	6.0	8	5	5	2	2	7.50
Russ Springer	1.0	0	0	0	1	1	0.00
Ezequiel Astacio	1.0	0	0	0	0	2	0.00

Cardinals	IP	H	R	ER	BB	K	ERA
Chris Carpenter, (W, 1-0)	8.0	5	2	2	3	2	2.25
Jason Istringhausen, (S, 1)	1.0	2	1	0	0	1	0.00

Time - 2:29. Attendance - 52,332. Umpires - HP McClelland, 1B Gibson, 2B Bell, 3B Cuzzi, LF Poncino, RF Davis.

GAME 2

THURSDAY, OCTOBER 13
HOUSTON 4, ST. LOUIS 1

Astros	AB	R	H	B	BB	K	AVG.
Craig Biggio, 2b	5	0	2	1	0	2	.250
Willy Taveras, cf	5	0	2	0	0	0	.250
Lance Berkman, 1b	4	1	2	0	0	1	.375
Morgan Ensberg, 3b	4	0	0	0	0	0	.125
Jason Lane, rf	4	0	0	0	0	2	.000
Chris Burke, lf	4	2	2	1	0	0	.600
Adam Everett, ss	4	0	1	1	0	1	.375
Brad Lidge, p	0	0	0	0	0	0	-
Brad Ausmus, c	3	1	1	0	1	1	.333
Roy Oswalt, p	1	0	1	0	1	0	1.000
Eric Bruntlett, ss	1	0	0	0	0	1	.000
TOTALS	35	4	11	3	2	8	-

Cardinals	AB	R	H	B	BB	K	AVG.
David Eckstein, ss	3	0	0	0	1	0	.286
Jim Edmonds, cf	4	0	1	0	0	2	.143
Albert Pujols, 1b	4	1	1	1	0	0	.286
Larry Walker, rf	3	0	0	0	1	1	.143
Reggie Sanders, lf	0	0	0	0	0	0	-
So Taguchi, lf	3	0	1	0	0	0	.333
Mark Grudzielanek, 2b	4	0	0	0	0	0	.125
Abraham Nunez, 3b	4	0	1	0	0	1	.429
Yadier Molina, c	4	0	2	0	0	1	.286
Mark Mulder, p	2	0	0	0	0	2	.000
John Rodriguez, ph	0	0	0	0	1	0	0
Julian Tavaréz, p	0	0	0	0	0	0	-
John Mabry, rf	1	0	0	0	0	0	.000
TOTALS	33	1	6	1	3	9	-

	1	2	3	4	5	6	7	8	9	R	H	E
Astros	0	1	0	0	1	0	0	2	0	4	11	1
Cardinals	0	0	0	0	1	0	0	0	1	6	0	0

E - Ensberg (1). DP - Astros 0, Cardinals 1. LOB - Astros 7, Cardinals 8. Scoring Position - Astros (1-10), Cardinals (0-8). 2B - Ausmus (1), Berkman (2), Molina 2 (2). 3B - Burke (1), Everett (1). HR - Pujols (1). S - Oswalt. GDP - Ensberg. SB - Ausmus (1). CS - Taveras (1).

Astros	IP	H	R	ER	BB	K	ERA
Roy Oswalt, (W, 1-0)	7.0	5	1	1	3	6	1.29
Brad Lidge, (S, 1)	2.0	1	0	0	0	3	0.00

Cardinals	IP	H	R	ER	BB	K	ERA
Mark Mulder, (L, 0-1)	7.0	8	2	1	2	6	1.29
Julian Tavaréz	1.0	3	2	2	0	0	18.00
Jason Marquis	1.0	0	0	0	0	2	0.00

PB - Molina. Time - 3:03. Attendance - 52,358. Umpires - HP Gibson, 1B Bell, 2B Cuzzi, 3B Poncino, LF Davis, RF McClelland.

ASTROS HISTORY & RECORDS

2005 NLCS

GAME 3

SATURDAY, OCTOBER 15
HOUSTON 4, ST. LOUIS 3

Cardinals	AB	R	H	BI	BB	K	AVG.
David Eckstein, ss	4	0	0	1	0	0	.182
So Taguchi, lf	4	0	0	0	0	2	.000
Albert Pujols, 1b	4	1	2	0	0	0	.364
Jim Edmonds, cf	3	0	1	0	1	1	.200
Larry Walker, rf	2	0	0	1	1	0	.111
Mark Grudzielanek, 2b	4	0	0	0	0	1	.083
Yadier Molina, c	4	1	2	0	0	0	.364
Abraham Nunez, 3b	3	0	1	0	0	0	.400
Brad Thompson, p	0	0	0	0	0	0	—
Randy Flores, p	0	0	0	0	0	0	—
Julian Tavarez, p	0	0	0	0	0	0	—
John Rodriguez, ph	0	1	0	0	1	0	—
Matt Morris, p	1	0	0	0	0	0	.000
Hector Luna, 3b	1	0	0	0	0	1	.000
John Mabry, ph	1	0	1	1	0	0	.500
TOTALS	31	3	7	3	3	5	—

Astros	AB	R	H	BI	BB	K	AVG.
Craig Biggio, 2b	4	0	2	0	0	0	.333
Eric Bruntlett, 2b	0	0	0	0	0	0	.000
Chris Burke, cf-lf	4	0	1	0	0	0	.444
Lance Berkman, lf-1b	4	0	1	0	0	1	.333
Morgan Ensberg, 3b	2	1	0	0	2	0	.100
Mike Lamb, 1b	4	2	2	2	0	0	.375
Willy Taveras, cf	0	0	0	0	0	0	.250
Jason Lane, rf	4	1	1	1	0	0	.091
Brad Ausmus, c	4	0	1	0	0	2	.300
Adam Everett, ss	4	0	1	0	0	0	.333
Roger Clemens, p	2	0	1	0	0	1	.500
Orlando Palmeiro, ph	1	0	1	0	0	0	1.000
Chad Qualls, p	0	0	0	0	0	0	.000
Jeff Bagwell, ph	1	0	0	0	0	0	.000
Brad Lidge, p	0	0	0	0	0	0	—
TOTALS	34	4	11	3	2	4	—

	1	2	3	4	5	6	7	8	9	R	H	E
Cardinals	0	0	0	0	1	1	0	0	1	3	7	1
Astros	0	0	0	2	0	2	0	0	x	4	11	0

LOB – Astros 8, Cardinals 7. Scoring Position – Astros (1-7), Cardinals (1-5). 2B – Lamb (1), Everett (1), Mabry (1). HR – Lamb (1). S – Morris. SF – Eckstein, Walker. SB – Edmonds (1).

Cardinals	IP	H	R	ER	BB	K	ERA
Matt Morris (L, 0-1)	5.1	8	4	3	1	3	5.06
Brad Thompson	0.2	2	0	0	0	0	0.00
Randy Flores	1.0	0	0	0	1	0	0.00
Julian Tavarez	1.0	1	0	0	0	1	9.00

Astros	IP	H	R	ER	BB	K	ERA
Roger Clemens (W, 1-0)	6.0	6	2	2	2	1	3.00
Chad Qualls	2.0	0	0	0	0	3	0.00
Brad Lidge (S, 2)	1.0	1	1	1	1	1	3.00

Time – 3:00. Attendance – 42,823. Umpires – HP Bell; 1B Cuzzi, 2B Poncino, 3B Davis, LF McClelland, RF Gibson.

GAME 4

SUNDAY, OCTOBER 16
HOUSTON 2, ST. LOUIS 1

Cardinals	AB	R	H	BI	BB	K	AVG.
David Eckstein, ss	2	1	0	0	2	1	.154
Jim Edmonds, cf	3	0	1	0	0	1	.231
John Rodriguez, ph	1	0	0	0	0	0	.000
So Taguchi, cf	0	0	0	0	0	0	.000
Albert Pujols, 1b	3	0	2	1	0	1	.429
Larry Walker, rf	3	0	1	0	1	0	.167
Reggie Sanders, lf	4	0	0	0	0	2	.200
John Mabry, 3b	4	0	0	0	0	1	.167
Yadier Molina, c	3	0	0	0	0	0	.286
Mark Grudzielanek, 2b	3	0	1	0	0	0	.133
Jeff Suppan, p	2	0	0	0	0	1	.000
Jason Marquis, p	1	0	0	0	0	0	.000
TOTALS	29	1	5	1	3	7	—

Astros	AB	R	H	BI	BB	K	AVG.
Craig Biggio, 2b	3	0	0	0	1	0	.267
Brad Lidge, p	0	0	0	0	0	0	—
Chris Burke, cf-lf	3	0	0	0	1	0	.333
Lance Berkman, lf-1b	2	0	0	0	2	0	.286
Morgan Ensberg, 3b	3	0	2	1	0	0	.231
Mike Lamb, 1b	4	0	0	0	2	0	.250
Dan Wheeler, p	0	0	0	0	0	0	—
Eric Bruntlett, 2b	0	0	0	0	0	0	.000
Jason Lane, rf	3	1	2	1	1	0	.214
Brad Ausmus, c	4	0	0	0	0	3	.214
Adam Everett, ss	4	0	1	0	0	0	.313
Brandon Backe, p	2	0	0	0	0	1	.000
Mike Gallo, p	0	0	0	0	0	0	—
Chad Qualls, p	0	0	0	0	0	0	—
Orlando Palmeiro, ph	0	0	0	0	1	0	1.000
Willy Taveras, pr-cf	1	1	1	0	0	0	.333
TOTALS	29	2	6	2	6	6	—

	1	2	3	4	5	6	7	8	9	R	H	E
Cardinals	0	0	0	1	0	0	0	0	0	1	5	1
Astros	0	0	0	1	0	0	1	0	x	2	6	0

E – Marquis. DP – Astros 2, Cardinals 0. LOB – Astros 11, Cardinals 5. Scoring Position – Astros (0-8), Cardinals (0-4). 2B – Edmonds (1). HR – Lane (1). S – Biggio. SF – Ensberg, Pujols. GDP – Edmonds, Mabry.

Cardinals	IP	H	R	ER	BB	K	ERA
Jeff Suppan	5.0	3	1	1	3	5	1.80
Jason Marquis (L, 0-1)	3.0	3	1	0	3	1	0.00

Astros	IP	H	R	ER	BB	K	ERA
Brandon Backe	5.2	2	1	1	3	7	1.59
Mike Gallo	0.1	0	0	0	0	0	0.00
Chad Qualls (W, 1-0)	1.0	0	0	0	0	0	0.00
Dan Wheeler	1.0	1	0	0	0	0	0.00
Brad Lidge (S, 3)	1.0	2	0	0	0	0	2.25

Time – 3:11. Attendance – 43,010. Umpires – HP Phil Cuzzi, 1B Larry Poncino, 2B Gerry Davis, 3B Tim McClelland, LF Greg Gibson, RF Wally Bell.

ASTROS HISTORY & RECORDS

2005 NLCS

GAME 5

MONDAY, OCTOBER 17
ST. LOUIS 5, HOUSTON 4

Cardinals	AB	R	H	BI	BB	K	AVG.
David Eckstein, ss	4	2	2	0	0	0	.235
Jim Edmonds, cf	3	2	1	0	2	0	.250
Albert Pujols, 1b	5	1	1	3	0	1	.368
Reggie Sanders, lf	5	0	1	0	0	2	.200
Larry Walker, rf	3	0	0	0	1	0	.133
Jason Istringhausen, p	0	0	0	0	0	0	.000
Mark Grudzielanek, 2b	4	0	2	2	0	0	.211
Yadier Molina, c	4	0	2	2	0	0	.333
Hector Luna, 3b	3	0	0	0	0	1	.000
John Rodriguez, ph	1	0	0	0	0	1	.000
So Taguchi, rf	0	0	0	0	0	0	.000
Chris Carpenter, p	3	0	0	0	0	0	.000
John Mabry, rf-3b	1	0	0	0	0	1	.143
TOTALS	36	5	9	5	3	7	-

Astros	AB	R	H	BI	BB	K	AVG.
Craig Biggio, 2b	4	1	2	1	0	0	.316
Eric Bruntlett, 2b	0	0	0	0	0	0	.000
Jose Vizcaino, ph	1	0	0	0	0	0	.000
Chris Burke, cf-lf	4	1	1	0	0	2	.312
Lance Berkman, lf-1b	3	1	2	3	1	0	.353
Morgan Ensberg, 3b	4	0	1	0	0	2	.235
Mike Lamb, 1b	4	0	0	0	0	1	.188
Mike Gallo, p	0	0	0	0	0	0	.000
Dan Wheeler, p	0	0	0	0	0	0	.000
Brad Lidge, p	0	0	0	0	0	0	.000
Jason Lane, rf	3	0	1	0	0	0	.235
Brad Ausmus, c	4	1	1	0	0	0	.222
Adam Everett, ss	4	0	1	0	0	1	.300
Andy Pettitte, p	1	0	0	0	0	0	.000
Chad Qualls, p	0	0	0	0	0	0	.000
Orlando Palmeiro, ph	1	0	0	0	1	0	.500
Willy Taveras, cf	1	0	0	0	0	0	.300
TOTALS	34	4	9	4	1	6	-

	1	2	3	4	5	6	7	8	9	R	H	E
Cardinals	0	0	2	0	0	0	0	0	3	5	9	1
Astros	0	1	0	0	0	0	3	0	0	4	9	2

E – Everett (1), Lamb (1), Luna (2). LOB – Astros 7, Cardinals 8. Scoring Position – Astros (2-8), Cardinals (3-13). 2B – Molina (3), Ausmus (2). HR – Berkman (1), Pujols (2). S – Burke, Pettitte. SB – Sanders (1), Eckstein (1). CS – Eckstein (1).

Cardinals	IP	H	R	ER	BB	K	ERA
Chris Carpenter	7.0	9	4	3	1	6	3.00
Jason Istringhausen (W, 1-0)	2.0	0	0	0	0	0	0.00

Astros	IP	H	R	ER	BB	K	ERA
Andy Pettitte	6.1	7	2	2	2	4	5.11
Chad Qualls	0.2	0	0	0	0	0	0.00
Mike Gallo	0.1	0	0	0	0	0	0.00
Dan Wheeler	0.2	0	0	0	0	0	0.00
Brad Lidge (BS, 1) (L, 0-1)	1.0	2	3	3	1	3	7.20

HBP – Eckstein (by Pettitte), Lane (by Carpenter). Time – 3:19. Attendance – 43,470. Umpires – HP Larry Poncino, 1B Gerry Davis, 2B Tim McClelland, 3B Greg Gibson, LF Wally Bell, RF – Phil Cuzzi.

GAME 6

WEDNESDAY, OCTOBER 19
HOUSTON 5, ST. LOUIS 1

Astros	AB	R	H	BI	BB	K	AVG.
Craig Biggio, 2b	5	1	2	1	0	0	.333
Dan Wheeler, p	0	0	0	0	0	0	---
Willy Taveras, cf	4	0	2	0	0	0	.357
Lance Berkman, 1b	4	0	0	0	1	1	.286
Morgan Ensberg, 3b	4	0	1	1	0	0	.238
Jason Lane, rf	4	1	1	1	0	1	.238
Chris Burke, lf	4	1	1	0	0	1	.300
Brad Ausmus, c	4	1	3	0	0	0	.318
Adam Everett, ss	3	1	1	1	0	1	.304
Roy Oswalt, p	2	0	0	0	0	1	.333
Chad Qualls, p	0	0	0	0	0	0	---
Orlando Palmeiro, ph	1	0	0	0	0	0	.333
Eric Bruntlett, 2b	0	0	0	0	0	0	.000
TOTALS	35	5	11	4	1	5	---

Cardinals	AB	R	H	BI	BB	K	AVG.
David Eckstein, ss	3	0	0	0	0	1	.200
Jim Edmonds, cf	3	0	0	0	1	1	.211
Albert Pujols, 1b	4	0	0	0	0	1	.304
Larry Walker, rf	4	0	1	0	0	1	.158
Reggie Sanders, lf	3	0	0	0	0	3	.167
Julian Tavaréz, p	0	0	0	0	0	0	.000
John Mabry, lf	1	0	0	0	0	1	.125
Mark Grudzielanek, 2b	3	1	1	0	0	0	.227
Yadier Molina, c	4	0	1	0	0	0	.318
Abraham Nunez, 3b	3	0	1	0	0	0	.385
Mark Mulder, p	1	0	0	0	0	1	.000
Brad Thompson, p	0	0	0	0	0	0	.000
John Rodriguez, ph	0	0	0	1	0	0	.000
Jason Marquis, p	0	0	0	0	0	0	.000
Randy Flores, p	0	0	0	0	0	0	.000
So Taguchi, lf	1	0	0	0	0	0	.000
Jason Istringhausen, p	0	0	0	0	0	0	.000
TOTALS	30	1	4	1	1	9	---

	1	2	3	4	5	6	7	8	9	R	H	E
Astros	0	0	2	1	0	1	1	0	0	5	11	0
Cardinals	0	0	0	0	1	0	0	0	0	1	4	1

E – Edmonds. LOB – Astros 7, Cardinals 6. Scoring Position – Astros (2-6), Cardinals (0-2). 2B – Walker (1). HR – Lane (2). S – Oswalt, Everett, Taveras. SF – Rodriguez.

Astros	IP	H	R	ER	BB	K	ERA
Roy Oswalt (W, 2-0)	7.0	3	1	1	1	6	1.29
Chad Qualls	1.0	0	0	0	0	0	1.00
Dan Wheeler	1.0	1	0	0	0	2	0.00

Cardinals	IP	H	R	ER	BB	K	ERA
Mark Mulder (L, 0-2)	4.2	6	3	3	1	2	3.09
Brad Thompson	0.1	0	0	0	0	0	0.00
Jason Marquis	1.1	3	2	2	0	1	3.38
Randy Flores	0.1	0	0	0	0	0	0.00
Julian Tavaréz	1.1	1	0	0	0	1	5.40
Jason Istringhausen	1.0	1	0	0	0	1	0.00

Time – 2:53. Attendance – 52,438. Umpires – HP Davis, 1B McClelland, 2B Gibson, 3B Bell, LF – Cuzzi, RF – Poncino.

ASTROS HISTORY & RECORDS

2005 WORLD SERIES

CHICAGO WHITE SOX...4 GAMES
HOUSTON.....0 GAMES

National League Champions for the first time in club history, the Houston Astros fell short in their first World Series appearance against the Chicago White Sox. For the series, the Astros were outscored just 20-14 in four games, marking the lowest run-differential in a World Series sweep since 1950. Two of the four games were decided by two runs and two were decided by a lone run, including the series finale. In Game 4, World Series MVP Jermaine Dye, singled home the game's only run in the eighth inning to make the score 1-0. Brandon Backe battled through seven scoreless frames, but Brad Lidge took the loss, falling to 0-2 in the World Series.

Roger Clemens had to exit Game 1 in the second inning with a left hamstring strain as the Astros lost 5-3. Mike Lamb homered and Lance Berkman tied the game early with a two-run double, but Joe Crede put the Sox ahead for good with a home run in the fourth. Jose Contreras nailed down the win for Chicago and Bobby Jenks earned his first save of the series.

Game 2 was decided in the bottom of the ninth inning on a Scott Podsednik home run. With the game tied at six and the Astros two outs away from forcing extra innings, Podsednik hit a home run off Lidge, giving the White Sox a 2-0 lead in the series. Morgan Ensberg homered in the second and Berkman drove in two runs to stake the Astros to a 4-2 advantage, but Houston lost its lead on Paul Konerko's seventh-inning grand slam.

After five hours and 41 minutes and 14 innings, the Astros lost the longest game (time; tied in terms of innings) in World Series history by a score of 7-5. The Astros spotted Roy Oswalt four runs in the first three innings, but Oswalt was unable to hold the lead as the White Sox rallied for five runs in the fifth. Jason Lane hit a home run and drove in two, including the tying run off Dustin Hermanson in the eighth. Chad Qualls tossed three innings of scoreless relief before Ezequiel Astacio allowed Geoff Blum's game-winning homer in the 14th. The Astros pitching staff had gone eight consecutive innings without allowing a run.

GAME 1

SATURDAY, OCTOBER 22
CHICAGO 5, HOUSTON 3

Astros	AB	R	H	BI	BB	K	AVG.
Craig Biggio, 2b	4	1	1	0	0	0	.250
Willy Taveras, cf	3	0	2	0	0	0	.667
Lance Berkman, lf	4	0	2	2	0	1	.500
Chris Burke, pr-lf	0	0	0	0	0	0	---
Morgan Ensberg, 3b	4	0	0	0	0	1	.000
Mike Lamb, 1b	4	1	1	1	0	2	.250
Jeff Bagwell, dh	2	0	0	0	0	1	.000
Jason Lane, rf	4	0	0	0	0	1	.000
Brad Ausmus, c	3	0	1	0	0	0	.333
Adam Everett, ss	4	1	0	0	0	1	.000
TOTALS	32	3	7	3	0	7	---
White Sox	AB	R	H	BI	BB	K	AVG.
Scott Podsednik, lf	5	0	2	1	0	1	.400
Tadahito Iguchi, 2b	5	0	0	0	0	1	.000
Jermaine Dye, rf	2	1	1	1	2	0	.500
Paul Konerko, 1b	4	0	2	0	0	0	.500
Carl Everett, dh	3	1	1	0	0	1	.333
Aaron Rowand, cf	3	0	1	0	1	1	.333
AJ Pierzynski, c	4	2	1	1	0	0	.250
Joe Crede, 3b	4	1	1	1	0	0	.250
Juan Uribe, ss	2	0	1	1	2	0	.500
TOTALS	32	5	10	5	5	4	---
Astros	0	1	2	0	0	0	0.371
White Sox	1	2	0	1	0	0	1 x 5100

E - A. Everett (1). DP - Astros 2, White Sox 1. LOB - Astros 6, White Sox 9. Scoring Position - Astros (2-11), White Sox (2-10). 2B - Berkman (1), Taveras 2 (2), Uribe (1). 3B - Podsednik (1). HR - Lamb (1), Dye (1), Crede (1). S - Taveras, C. Everett. GDP - Lane, Iguchi, Pierzynski. SB - Burke (1), Podsednik (1), Pierzynski (1).

Astros	IP	H	R	ER	BB	K	ERA
Roger Clemens	2.0	4	3	3	0	1	13.50
Wandy Rodriguez (L, 0-1)	3.1	4	1	1	5	1	2.70
Chad Qualls	1.2	0	0	0	0	2	0.00
Russ Springer	1.0	2	1	1	0	0	9.00
White Sox	IP	H	R	ER	BB	K	ERA
Jose Contreras (W, 1-0)	7.0	6	3	3	0	2	3.86
Neal Cotts	0.2	1	0	0	0	2	0.00
Bobby Jenks (S, 1)	1.1	0	0	0	0	3	0.00

HBP - Bagwell (by Contreras), Ausmus (by Contreras). IBB - Rowand (by Rodriguez). Time - 3:13. Attendance - 41,206. Umpires - HP West, 1B Nelson, 2B Layne, 3B Cousins, LF Cederstrom. RF Hernandez.

GAME 2

SUNDAY, OCTOBER 23
CHICAGO 7, HOUSTON 6

Astros	AB	R	H	BI	BB	K	AVG.
Craig Biggio, 2b	4	0	0	0	0	1	.125
Eric Bruntlett, 2b	0	0	0	0	0	0	---
Mike Lamb, ph-1b	1	0	0	0	0	0	.200
Willy Taveras, cf	4	2	2	0	0	0	.571
Lance Berkman, 1b-lf	3	0	1	3	0	2	.429
Morgan Ensberg, 3b	4	1	1	1	0	1	.125
Jeff Bagwell, dh	4	1	1	0	0	0	.167
Jason Lane, rf	4	0	1	0	0	2	.125
Chris Burke lf-2b	3	1	0	0	1	0	.000
Brad Ausmus, c	4	1	2	0	0	0	.429
Adam Everett, ss	3	0	0	0	0	2	.000
Jose Vizcaino, ph-ss	1	0	1	2	0	0	0.000
TOTALS	35	6	9	6	1	8	---
White Sox	AB	R	H	BI	BB	K	AVG.
Scott Podsednik, lf	5	1	1	1	0	1	.300
Tadahito Iguchi, 2b	3	1	1	0	1	1	.125
Jermaine Dye, rf	3	1	1	0	0	0	.400
Paul Konerko, 1b	4	1	1	4	0	1	.375
Carl Everett, dh	4	0	2	0	0	1	.429
Aaron Rowand, cf	4	1	2	0	0	0	.429
AJ Pierzynski, c	4	1	1	0	0	1	.250
Joe Crede, 3b	4	0	1	1	0	0	.250
Juan Uribe, ss	4	1	2	1	0	0	.500
TOTALS	35	7	12	7	1	5	---
Astros	0	1	1	0	2	0	0.269
White Sox	0	2	0	0	0	4	0.712

LOB - Astros 4, White Sox 5. Scoring Position - Astros (4-10), White Sox (2-10). 2B - Ausmus (1), Berkman (2), Uribe 2 (3), Rowand (1). 3B - Taveras (1). HR - Ensberg (1), Konerko (1), Podsednik (1). SF - Berkman. SB - Lane (1), Uribe (1). CS - C. Everett (1).

Astros	IP	H	R	ER	BB	K	ERA
Andy Pettitte	6.0	8	2	2	0	4	3.00
Dan Wheeler	0.2	1	3	3	1	1	40.50
Chad Qualls (BS, 1)	0.2	2	1	1	0	0	3.86
Mike Gallo	0.2	0	0	0	0	0	0.00
Brad Lidge (L, 0-1)	0.1	1	1	1	0	0	27.00

White Sox	IP	H	R	ER	BB	K	ERA
Mark Buehrle	7.0	7	4	4	0	6	5.14
Cliff Politte	1.0	0	0	0	1	1	0.00
Bobby Jenks (BS, 1)	0.2	2	2	2	1	1	9.00
Neal Cotts (W, 1-0)	0.1	0	0	0	0	0	0.00

HBP - Dye (by Wheeler). Time - 3:11. Attendance - 41,432. Umpires - HP Nelson, 1B Layne, 2B Cousins, 3B Cederstrom. LF Hernandez, RF West.

ASTROS HISTORY & RECORDS

2005 WORLD SERIES

GAME 3

TUESDAY, OCTOBER 25
CHICAGO 7, HOUSTON 5 (14)

White Sox	AB	R	H	BI	BB	K	AVG.
Scott Podsednik, lf	8	1	2	0	0	2	.278
Tadahito Iguchi, 2b	7	1	2	1	0	1	.200
Damaso Marte, p	0	0	0	0	0	0	---
Mark Buehrle, p	0	0	0	0	0	0	---
Jermaine Dye, rf	7	1	2	1	0	1	.333
Paul Konerko, 1b	4	0	1	0	2	0	.333
AJ Pierzynski, c	3	0	1	2	2	0	.273
Orlando Hernandez, p	0	0	0	0	0	0	---
Luis Vizcaino, p	0	0	0	0	0	0	---
Timo Perez, ph	1	0	0	0	0	0	.000
Bobby Jenks, p	0	0	0	0	0	0	---
Geoff Blum, 2b	1	1	1	1	0	0	0.000
Aaron Rowand, cf	6	1	1	0	1	3	.308
Joe Crede, 3b	5	1	2	1	0	1	.308
Juan Uribe, ss	6	1	1	0	1	1	.333
Jon Garland, p	3	0	0	0	2	0	.000
Cliff Politte, ph	1	0	1	0	0	0	.500
Willie Harris, pr	0	0	0	0	0	0	---
Cliff Politte, p	0	0	0	0	0	0	---
Neal Cotts, p	0	0	0	0	0	0	---
Dustin Hermanson, p	0	0	0	0	0	0	---
Chris Widger, c	1	0	0	0	2	1	.000
TOTALS	53	7	14	7	9	11	---
Astros	AB	R	H	BI	BB	K	AVG.
Craig Biggio, 2b	6	2	2	1	1	3	.214
Ezequiel Astacio, p	0	0	0	0	0	0	---
Wandy Rodriguez, p	0	0	0	0	0	0	---
Willy Taveras, cf	6	0	0	0	0	3	.308
Lance Berkman, lf-1b	5	0	2	1	2	1	.417
Morgan Ensberg, 3b	6	1	1	1	1	3	.143
Mike Lamb, 1b	3	0	0	0	1	1	.125
Eric Bruntlett, pr-lf	0	0	0	0	0	0	---
Brad Lidge, p	0	0	0	0	0	0	---
Orlando Palmeiro, ph-lf	1	0	0	0	2	0	.000
Jason Lane, rf	6	1	2	2	1	0	.214
Brad Ausmus, c	6	0	0	0	1	2	.231
Adam Everett, ss	5	1	1	0	1	1	.083
Roy Oswalt, p	1	0	0	0	0	0	.000
Russ Springer, p	0	0	0	0	0	0	---
Jeff Bagwell, ph	1	0	0	0	0	0	.143
Dan Wheeler, p	0	0	0	0	0	0	---
Mike Gallo, p	0	0	0	0	0	0	---
Chris Burke, lf	1	0	0	0	1	0	.000
Chad Qualls, p	0	0	0	0	0	0	---
Jose Vizcaino, ph-2b	0	0	0	0	1	0	0.000
TOTALS	47	5	8	5	12	14	---

	1	2	3	4	5	6	7	8	9	10	11	12	13	14	R	H	E
White Sox	0	0	0	0	5	0	0	0	0	0	0	0	0	0	2	7	14
Astros	1	0	2	1	0	0	0	1	0	0	0	0	0	0	0	5	8

E – Ensberg, Uribe 2, Hernandez. DP – Astros 4, White Sox 2. LOB – Astros 15, White Sox 15. Scoring Position – Astros (4-16), White Sox (3-14). 2B – Biggio (1), Lane (1), Konerko (1), Pierzynski (1). HR – Lane (1), Crede (2), Blum (1). S – Oswalt, A. Everett. GDP – Ensberg, Ausmus, Dye, Podsednik, Konerko. SB – Burke (1), Podsednik (2), Harris (1). CS – A. Everett (1).

White Sox	IP	H	R	ER	BB	K	ERA
Jon Garland	7.0	7	4	2	2	4	2.57
Cliff Politte	0.2	0	1	1	1	1	5.40
Neal Cotts	0.0	0	0	0	1	0	0.00
D. Hermanson (BS, 1)	0.1	1	0	0	0	1	0.00
Orlando Hernandez	1.0	0	0	0	4	2	0.00
Luis Vizcaino	1.0	0	0	0	1	0	0.00
Bobby Jenks	2.0	0	0	0	1	3	4.50
Damaso Marte (W, 1-0)	1.2	0	0	0	2	3	0.00
Mark Buehrle (S, 1)	0.1	0	0	0	0	0	4.91

Astros	IP	H	R	ER	BB	K	ERA
Roy Oswalt	6.0	8	5	5	3	3	7.50
Russ Springer	1.0	0	0	0	0	1	4.50
Dan Wheeler	1.1	1	0	0	0	0	0.13
Mike Gallo	0.1	0	0	0	0	0	0.00
Brad Lidge	1.1	0	0	0	3	5	4.00
Chad Qualls	3.0	1	0	0	2	3	1.69
Ezequiel Astacio (L, 0-1)	0.2	4	2	2	2	0	27.00
Wandy Rodriguez	0.1	0	0	0	0	1	2.45

HBP – Crede (by Oswalt), Konerko (by Wheeler), Taveras (by Jenks). IBB – Konerko (by Qualls), Berkman (by Hernandez). Time – 5:41 Attendance – 42,848. Umpires – HP Layne, 1B Cousins, 2B Cederstrom. 3B Hernandez, LF West, RF Nelson.

GAME 4

WEDNESDAY, OCTOBER 26
CHICAGO 1, HOUSTON 0

White Sox	AB	R	H	BI	BB	K	AVG.
Scott Podsednik, lf	3	0	1	0	0	0	.286
Tadahito Iguchi, 2b	3	0	0	0	0	0	.167
Carl Everett, ph	1	0	0	0	0	0	.444
Cliff Politte, p	0	0	0	0	0	0	---
Neal Cotts, p	0	0	0	0	0	0	---
Bobby Jenks, p	0	0	0	0	0	0	---
Jermaine Dye, rf	4	0	3	1	0	1	.438
Paul Konerko, 1b	4	0	0	0	0	2	.250
AJ Pierzynski, c	4	0	1	0	1	0	.267
Aaron Rowand, cf	4	0	1	0	0	2	.294
Joe Crede, 3b	4	0	1	0	0	2	.294
Juan Uribe, ss	4	0	0	0	0	2	.250
Freddy Garcia, p	2	0	0	0	0	0	.000
Willie Harris ph-2b	1	1	1	0	0	0	0.100
TOTALS	34	1	8	1	0	10	---

Astros	AB	R	H	BI	BB	K	AVG.
Craig Biggio, 2b	4	0	1	0	0	0	.222
Willy Taveras, cf	2	0	1	0	0	0	.333
Lance Berkman, lf	1	0	0	0	3	1	.385
Morgan Ensberg, 3b	4	0	0	0	0	2	.111
Mike Lamb, 1b	2	0	1	0	1	0	.200
Jose Vizcaino, ph-1b	1	0	0	0	0	0	.500
Jason Lane, rf	4	0	1	0	0	2	.222
Brad Ausmus, c	3	0	1	0	1	0	.250
Adam Everett, ss	3	0	0	0	0	0	.067
Chris Burke, ph	1	0	0	0	0	0	.000
Brandon Backe, p	2	0	0	0	0	1	.000
Jeff Bagwell, ph	1	0	0	0	0	0	.125
Brad Lidge, p	0	0	0	0	0	0	---
Orlando Palmeiro, ph 1	0	0	0	0	0	0	.000
TOTALS	29	0	5	0	4	7	---

	1	2	3	4	5	6	7	8	9	R	H	E
White Sox	0	0	0	0	0	0	0	1	0	1	8	0
Astros	0	0	0	0	0	0	0	0	0	0	5	0

DP – Astros 0, White Sox 1. LOB – Astros 9, White Sox 7. Scoring Position – Astros (0-11), White Sox (1-8). 2B – Lamb (1), Dye (1), Crede (1), Pierzynski (1). 3B – Podsednik (2). S – Taveras, Ausmus, Podsednik. GDP – A. Everett. SB – Berkman (1), Taveras (1).

White Sox	IP	H	R	ER	BB	K	ERA
Freddy Garcia (W, 1-0)	7.0	4	0	0	3	7	0.00
Cliff Politte	0.2	0	0	0	1	0	3.86
Neal Cotts	0.1	0	0	0	0	0	0.00
Bobby Jenks (S, 2)	1.0	1	0	0	0	0	3.60
Astros	IP	H	R	ER	BB	K	ERA
Brandon Backe	7.0	5	0	0	0	7	0.00
Brad Lidge (L, 0-2)	2.0	3	1	1	0	3	4.91

IBB – Lamb (by Garcia), Berkman (by Politte).

Time – 3:20 Attendance – 42,936. Umpires – HP Cousins, 1B Cederstrom, 2B Hernandez, 3B West, LF Nelson, RF Layne.

ASTROS HISTORY & RECORDS

INDIVIDUAL BATTING RECORDS - CAREER POSTSEASON

Most Years	6, Jeff Bagwell and Craig Biggio, 1997-98-99-2001-04-05
Most Games	40, Jeff Bagwell and Craig Biggio, 1997-98-99-2001-04-05
Most Consecutive Games	40, Jeff Bagwell and Craig Biggio, 1997-98-99-01-04-05
Highest Batting Average (25 PA)	.435, Carlos Beltran, 2004 (min. 25 PA)
Highest On-Base Pct. (25 PA)	.536, Carlos Beltran, 2004 (min. 25 PA)
Highest Slugging Pct. (25 PA)	1.022, Carlos Beltran, 1.022 (min. 25 PA)
Most At-Bats	167, Craig Biggio, 1997-98-99-01-04-05
Most Runs Scored	23, Craig Biggio, 2005
Most Hits	39, Craig Biggio, 1997-98-99-01-04-05
Most Singles	28, Craig Biggio, 1997-98-99-01-04-05
Most Doubles	9, Craig Biggio, 2005
Most Triples	1 (8x)
Most Home Runs	8, Carlos Beltran, 2004
Most Home Runs, Home	4, Lance Berkman, 2001-04-05
at Astrodome	1, by seven players
at Minute Maid Park	4, Lance Berkman, 2001-04-05
Most Home Runs, Road	5, Carlos Beltran, 2004
Most HR, Right-handed hitter	4, Jason Lane, 2004-05
Most HR, Left-handed hitter	5, Mike Lamb, 2004-05
Most HR, Switch-hitter	8, Carlos Beltran, 2004
Most Grand Slam Home Runs	1, Lance Berkman, 2005
Most Extra-Base Hits	14, Lance Berkman, 2004-05
Most Total Bases	60, Lance Berkman, 2004-05
Most Runs Batted In	26, Lance Berkman, 2004-05
Most Walks	20, Lance Berkman, 2004-05
Most Intentional Walks	5, Lance Berkman, 2004-05
Most Strikeouts	30, Craig Biggio, 2004-05
Most Sacrifice Hits	4, Andy Pettitte and Willy Taveras, 2005
Most Sacrifice Flies	2, Lance Berkman, 2004-05
Most Hit by Pitch	4, Jeff Bagwell, 1997-98-99-01-04-05
Most Ground into Double Play	5, Brad Ausmus, 1997-98-01-04 and Morgan Ensberg, 2004-05
Most Stolen Bases	6, Carlos Beltran, 2004
Most Caught Stealing	3, Kevin Bass, 1986

INDIVIDUAL BATTING RECORDS - SINGLE POSTSEASON

Most Games	14, by seven players, 2005
Most At-Bats	61, Craig Biggio, 2005
Most Runs Scored	21, Carlos Beltran, 2004
Most Hits	20, Carlos Beltran, 2004
Most Doubles	5 (3x), Jeff Kent, 2004; Lance Berkman, 2005; Craig Biggio, 2005
Most Triples	1, by eight players
Most Home Runs	8, Carlos Beltran, 2004
Most RBI	14 (2x), Carlos Beltran, 2004 and Lance Berkman, 2005
Most Walks	12, Lance Berkman, 2005
Most Intentional Walks	4, Jose Cruz, 1986
Most Strikeouts	13, Brad Ausmus, 2005
Highest Batting Avg.	.435, Carlos Beltran, 2004 (min. 35 PA)
Highest Slugging Pct.	1.022, Carlos Beltran, 2004 (min. 35 PA)
Highest On-Base Pct.	.536, Carlos Beltran, 2004 (min. 35 PA)
Most Plate Appearances	69, Craig Biggio, 2005
Most Hit by Pitch	2, by six players
Most Ground into Double Play	3 (3x), Cesar Cedeño, 1980; Brad Ausmus, 2005; Morgan Ensberg, 2005
Most Total Bases	47, Carlos Beltran, 2004
Most Extra-Base Hits	11, Carlos Beltran, 2004
Most Times on Base	30, Carlos Beltran, 2004
Most Multi-Hit Games	10, Craig Biggio, 2005

ASTROS HISTORY & RECORDS

INDIVIDUAL BATTING RECORDS - SINGLE NLDS/LCS

Category	Division Series	LCS
Most Games	5, by 15 players	7, by nine players
Most At-Bats	22, by four players	32, Craig Biggio, 2004
Most Runs	9, Carlos Beltran, 2004	12, Carlos Beltran, 2004
Most Hits	10, Carlos Beltran, 2004	10, Carlos Beltran, 2004; Terry Puhl, 1980
Most Doubles	4, Craig Biggio, 2005	2, by seven players
Most Triples	none	1, by seven players
Most Home Runs	4, Carlos Beltran, 2004	4, Carlos Beltran, 2004
Most RBI	9, Carlos Beltran, 2004	9, Lance Berkman, 2004
Most Walks	5, Jeff Bagwell, 1999 and 2001	8, Carlos Beltran, 2004; Jose Cruz, 1980
Most Intentional Walks	2, Jeff Bagwell, 1999/Mike Lamb, 2005	4, Jose Cruz, 1980
Most Strikeouts	8, Carl Everett, 1999	8, Brad Ausmus, 2004; Jose Cruz, 1986
Highest Batting Avg.	471, Ken Caminiti, 1999	526, Terry Puhl, 1980
Highest Slugging Pct.	1.091, Carlos Beltran, 2004	.958, Carlos Beltran, 2004
Highest On-Base Pct.	.526, Ken Caminiti, 1999	.609, Jose Cruz, 1980
Most Plate Appearances	25, Jeff Bagwell/Lance Berkman, 2004	32, Carlos Beltran/Craig Biggio, 2004
Most Hit by Pitch	2, Craig Biggio, 1998	2, Morgan Ensberg/Jeff Kent, 2004
Most Ground into Double Play	2, by four players	3, Cesar Cedeno, 1980
Most Total Bases	24, Carlos Beltran, 2004	23, Carlos Beltran, 2004
Most Extra-Base Hits	6, Carlos Beltran, 2004	5, by three players
Most Times on Base	12, Lance Berkman/Carlos Beltran, 2004	18, Carlos Beltran, 2004

INDIVIDUAL BATTING RECORDS - SINGLE WORLD SERIES

Category	World Series
Most Games	4, by 10 players, 2005
Most At-Bats	18, Craig Biggio/Morgan Ensberg/Jason Lane, 2005
Most Runs	3, Craig Biggio, 2005
Most Hits	5, Lance Berkman and Willy Taveras, 2005
Most Doubles	2, Lance Berkman and Willy Taveras, 2005
Most Triples	1, Willy Taveras, 2005
Most Home Runs	1, by three players, 2005
Most RBI	6, Lance Berkman, 2005
Most Walks	5, Lance Berkman, 2005
Most Intentional Walks	2, Lance Berkman, 2005
Most Strikeouts	7, Morgan Ensberg, 2005
Highest Batting Avg.	.385, Lance Berkman, 2005
Highest Slugging Pct.	.600, Mike Lamb, 2005
Highest On-Base Pct.	.526, Lance Berkman, 2005
Most Plate Appearances	19, by six players
Most Hit by Pitch	2, Jeff Bagwell and Willy Taveras, 2005
Most Ground into Double Play	2, by four players
Most Total Bases	9, Willy Taveras, 2005
Most Extra-Base Hits	3, Willy Taveras, 2005
Most Times on Base	10, Lance Berkman, 2005

ASTROS HISTORY & RECORDS

INDIVIDUAL PITCHING RECORDS - CAREER POSTSEASON

Most Years	4, Shane Reynolds/Billy Wagner
Most Games	17, Brad Lidge, 2004-05
Most Starts	7, Roger Clemens, 2004-05 and Roy Oswalt, 2004-05
Most Complete Games	2, Mike Scott, 1986
Lowest Earned Run Average	0.00, Joe Niekro, 1980-81 (0ER/18IP) (min. 10 innings)
Most Wins	4, Roger Clemens, 2004-05 and Roy Oswalt, 2004-05
Most Losses	3, Dan Miceli, 2004; Shane Reynolds, 1997-98-99-01; Brad Lidge, 2004-05
Most Saves	6, Brad Lidge, 2004-05
Most Shutouts	1, Mike Scott, 1986
Most Innings Pitched, Starter	46.2, Roy Oswalt, 2004-05
Most Innings Pitched, Reliever	25.0, Brad Lidge, 2004-05
Most Hits Allowed	48, Roy Oswalt, 2004-05
Most Runs Allowed	21, Roger Clemens, 2004-05
Most Earned Runs Allowed	20, Roger Clemens, 2004-05
Most Home Runs Allowed	6, Roger Clemens, 2004-05
Most Grand Slams Allowed	1, Chad Qualls, 2005
Most Walks	19, Roy Oswalt, 2004-05
Most Strikeouts	
Right-Handed Starter	45, Nolan Ryan, 1980-81-86
Left-Handed Starter	17, Randy Johnson, 1998
Reliever	38, Brad Lidge, 2004-05
Quality Starts	4, Nolan Ryan, 1980-86 and Roy Oswalt, 2004-05
Most Save Chances	8, Brad Lidge, 2004-05
Most Games Finished	12, Brad Lidge, 2004-05

INDIVIDUAL PITCHING RECORDS - SINGLE POSTSEASON

Most Games	10, Brad Lidge, 2005
Most Starts	4, Roger Clemens, 2004; Roy Oswalt, 2005; Brandon Backe, 2005
Most Complete Games	2, Mike Scott, 1986
Lowest ERA (min. 10 innings)	0.00, Joe Niekro, 1980 (0ER/10IP)
Most Wins	3, Roy Oswalt, 2005
Most Losses	3, Dan Miceli, 2004 and Brad Lidge, 2005
Most Saves	3, Brad Lidge, 2004 and 2005
Most Wins without a Loss	3, Roy Oswalt, 2005
Most Shutouts	1, Mike Scott, 1986
Most Innings Pitched	27.1, Roy Oswalt, 2005
Most Hits	27, Andy Pettitte, 2005
Most Runs Allowed	12, Andy Pettitte, 2005
Most Earned Runs Allowed	12, Andy Pettitte, 2005
Most Home Runs Allowed	4, Roger Clemens, 2004; Dan Miceli, 2004
Most Walks	11, Roy Oswalt, 2005
Most Strikeouts	22, Roy Oswalt, 2005
Most Quality Starts	3, Roy Oswalt and Andy Pettitte, 2005
Most Save Chances	4, Brad Lidge, 2004 and 2005

TEAM BATTING RECORDS - POSTSEASON

Category	Single Postseason	NLDS	NLCS	WS
Highest Batting Average	.269, 2004	.322, 2004	.278, 2005	.203, 2005
Highest Slugging Percentage	.504, 2004	.572, 2004	.451, 2004	.336, 2005
Highest On-Base Percentage	.348, 2004	.390, 2004	.346, 1980	.307, 2005
Most At-Bats	496, 2005	180, 2004	233, 2004	143, 2005
Most Runs Scored	67, 2004	36, 2004	31, 2004	14, 2005
Most Hits	125, 2005	58, 2004	55, 2005	29, 2005
Most Doubles	27, 2005	12, 2004	10, 2004	8, 2005
Most Triples	5, 1980	None	5, 1980	1, 2005
Most Home Runs	25, 2004	11, 2004	14, 2004	3, 2005
Most Runs Batted In	66, 2004	36, 2004	30, 2004	14, 2005
Most Walks	51, 2005	21, 2004	31, 1980	17, 2005
Most Strikeouts	99, 2005	49, 1998	42, 2004	36, 2005
Most Extra-Base Hits	47, 2004	23, 2004	24, 2004	12, 2005
Most Total Bases	208, 2004	103, 2004	105, 2004	48, 2005
Most Stolen Bases	9, 2004	4, 1981	8, 1986	5, 2005
Most Caught Stealing	6, 2004	3, 1981	4, 2004	1, 2005

ASTROS HISTORY & RECORDS

TEAM PITCHING RECORDS - POSTSEASON

Category.....	Single Postseason.....	NLDS.....	NLCS.....	WS
Most Wins	7, 2005	3, 2004/2005	4, 2005	0, 2005
Most Losses	7, 2005	3, 5 times	4, 1986/2004	4, 2005
Most Innings Pitched	136, 2005	46.2, 2004	62.2, 1986	39.1, 2005
Most Hits Allowed	124, 2005	48, 2004	60, 2004	44, 2005
Most Runs Allowed	57, 2005	21, 2004	34, 2004	20, 2005
Most Earned Runs Allowed	57, 2005	20, 2004	34, 2004	20, 2005
Most Walks	52, 2005	21, 2005	17, 2004	15, 2005
Most Intentional Walks	6, 1980/1986	4, 1981/1999	6, 1980/1986	2, 2005
Most Strikeouts	108, 2005	45, 2004	57, 1986	30, 2005
Lowest Earned Run Average	2.45, 1981	2.45, 1981	2.72, 2005	4.58, 2005
Lowest Opponent Batting Average189, 1986198, 1981189, 1986286, 2005
Most Shutouts	1, 4 times	1, 1981	1, 1980/1986/2004	0, 2005
Most Complete Games	2, 1981/1986	2, 1981	2, 1986	0, 2005
Most Saves	3, 2004/2005	1, 2004	3, 2005	0, 2005
Most Save Chances	5, 2004/2005	3, 2004	4, 1980/2005	1, 2005
Most Blown Saves	3, 1980/86	2, 2004	3, 1980/1986	1, 2005
Most Quality Starts	8, 2005	4, 1991/98	5, 1980	2, 2005

SINGLE-GAME TEAM BATTING RECORDS - POSTSEASON

Most At-Bats (9 innings)	39, 2004 NLDS Game 1/2004 NLDS Game 5
Most At-Bats (extra innings)	58, 2005 NLDS Game 4
Most Runs	12, 2004 NLDS Game 5
Most Runs, Both Teams	17, 2004 NLCS Game 1 (STL 10, Houston 7)
Most Hits	17, 2004 NLDS Game 5
Most Singles (9 innings)	11, 1999 NLDS Game 1
Most Singles (extra innings)	11, 1980 NLCS Game 5 (10 inn.)
Most Doubles	7, 2005 NLDS Game 4
Most Triples	2, 1980 NLCS Game 3 (11 inn.) and 2005 NLCS Game 2
Most Home Runs	4, 2004 NLDS Game 1/2004 NLCS Game 1
Most Home Runs, Home	4, 2004 NLDS Game 1
Most Home Runs, Road	4, 2004 NLCS Game 1
Most Home Runs, Both Teams	6, 2004 NLCS Game 2 (STL 4, Houston 2)
Most Extra-Base Hits	8, 2005 NLDS Game 3
Most Total Bases	27, 2004 NLDS Game 1
Most Runs Batted In	12, 2004 NLDS Game 5
Most Walks	12, 2005 WS Game 3
Most Strikeouts	17, 1998 NLDS Game 1
Most Stolen Bases	3 (3x), 1980 NLCS Game 4 (10 inn.)/1986 NLCS Game 3/2004 NLCS Game 6
Most Caught Stealing	2, 1986 NLCS Game 6 (16 inn.)/2004 NLCS Game 3

SINGLE-GAME TEAM PITCHING RECORDS - POSTSEASON

Most Pitchers Used	8, 2005 NLDS Game 4/2005 WS Game 3
Most Pitchers Used, Both Teams	17, 2005 WS Game 3 (Houston 8, White Sox 9)
Most Hits Allowed	15, 1999 NLDS Game 2 and 2004 NLCS Game 6
Fewest Hits Allowed	1, 2004 NLCS Game 5
Most Runs Allowed	13, 1997 NLDS Game 2
Fewest Runs Allowed	0 (4x), 1980 NLCS Game 3 (10 inn.)/1981 NLCS Game 2 (11 inn.)/1986 NLCS Game 1/2004 NLCS Game 5
Most Runs Allowed, Inning	6, 2004 NLCS Game 1 (6th inning)
Most Earned Runs Allowed	10, 2004 NLDS Game 1
Fewest Earned Runs Allowed	0 (4x), 1980 NLCS Game 3 (10 inn.)/1981 NLCS Game 2 (11 inn.)/1986 NLCS Game 1/2004 NLCS Game 5
Most Home Runs Allowed	4, 2004 NLCS Game 2
Most Walks Allowed	11, 2005 NLDS Game 4 (18 inn.)
Most Strikeouts (9 inn.)	14, 1986 NLCS Game 1
Most Strikeouts (ex. inn.)	18, 1999 NLDS Game 3

ASTROS HISTORY & RECORDS

TEAM GENERAL PLAYOFF WON-LOST RECORDS - POSTSEASON

Highest Won-Lost Percentage, Series	.667, 2005 NLCS (4-2)
Lowest Won-Lost Percentage, Series	.000 (3x), 1997 NLDS (0-3)/2001 NLDS (0-3)/2005 WS (0-4)
Most Wins, Series	4, 2005 NLCS
Most Wins, Series, Home	3, 2004 NLCS
Most Wins, Series, Road	2, 2004 NLDS
Fewest Wins, Series	0 (3x), 1997 NLDS/2001 NLDS/2005 WS
Fewest Wins, Series, Home	0 (4x), 1997 NLDS/1999 NLDS/2001 NLDS/2005 WS
Fewest Wins, Series, Road	0 (6x), 1981 NLDS/1997 NLCS/1998 NLDS/2001 NLDS/2004 NLCS/2005 WS
Most Consecutive Wins, Series	3 (2x), 2004 NLCS (Games 3-5)/2005 NLCS (Games 2-4)
Most Consecutive Wins, Home	4, 2005 NLDS Games 3-4 through 2005 NLCS Games 3-4
Most Consecutive Wins, Road	2, 2005 NLCS Games 2-6
Most Losses, Series	4 (3x), 1986 NLCS/2004 NLCS/2005 WS
Most Losses, Series, Home	2 (5x), 1980 NLCS/1986 NLCS/1999 NLDS/2001 NLDS/2005 WS
Most Losses, Series, Road	4, 2004 NLCS
Fewest Losses, Series, Home	0 (3x), 1981 NLDS/2004 NLCS/2005 NLDS
Fewest Losses, Series, Road	1 (5x), 1999 NLDS/2001 NLDS/2004 NLDS/2005 NLDS/2005 NLCS

ASTROS FRANCHISE POSTSEASON GAME-BY-GAME

1980 NLDS (2-3)

Date	Gm	Opp.	W/L	Score	Astros POR	Opp. POR	Save	Atten.	Time	D/N
10/7	1	@PHI	L	1-3	FORSCH	Carlton	McGraw	65,277	2:35	N
10/8	2	@PHI	W	7-4 (10)	LaCorte	Reed	Andujar	65,476	3:34	N
10/10	3	PHI	W	1-0 (11)	Smith	McGraw	—	44,443	3:22	D
10/11	4	PHI	L	3-5 (10)	Sambito	Brusstar	McGraw	44,952	3:55	D
10/12	5	PHI	L	7-8 (10)	LaCorte	Ruthven	—	44,802	3:38	N

1981 NLDS (2-3)

Date	Gm	Opp.	W/L	Score	Astros POR	Opp. POR	Save	Atten.	Time	D/N
10/6	1	LA	W	3-1	RYAN	Stewart	—	44,836	2:22	N
10/7	2	LA	W (11)	1-0	Sambito	Stewart	—	42,398	3:39	D
10/9	3	@LA	L	1-6	Knepper	Hooton	—	46,820	2:35	D
10/10	4	@LA	L	1-2	RUHLE	VALENZUELA	—	55,983	2:00	N
10/11	5	@LA	L	0-4	Ryan	REUSS	—	55,979	2:52	D

1986 NLCS (2-4)

Date	Gm	Opp.	W/L	Score	Astros POR	Opp. POR	Save	Atten.	Time	D/N
10/8	1	NY	W	1-0	SCOTT	Gooden	—	44,131	2:56	N
10/9	2	NY	L	1-5	Ryan	Ojeda	—	44,391	2:40	N
10/11	3	@NY	L	5-6	Smith	Orosco	—	55,052	2:55	D
10/12	4	@NY	W	3-1	SCOTT	Fernandez	—	55,038	2:23	N
10/14	5	@NY	L	1-2 (12)	Kerfeld	Orosco	—	54,986	3:45	D
10/15	6	NY	L	6-7 (16)	Lopez	Orosco	—	45,718	4:42	D

1997 NLDS (0-3)

Date	Gm	Opp.	W/L	Score	Astros POR	Opp. POR	Save	Atten.	Time	D/N
9/30	1	@ATL	L	1-2	Kile	MADDUX	—	46,467	2:15	D
10/1	2	@ATL	L	3-13	Hampton	Glavine	—	49,200	3:06	D
10/3	3	ATL	L	1-4	Reynolds	SMOLTZ	—	53,688	2:36	D

1998 NLDS (1-3)

Date	Gm	Opp.	W/L	Score	Astros POR	Opp. POR	Save	Atten.	Time	D/N
9/29	1	SD	L	1-2	Johnson	Brown	Hoffman	50,080	2:38	D
10/1	2	SD	W	5-4	Wagner	Miceli	—	45,550	2:53	D
10/3	3	@SD	L	1-2	Elarton	Miceli	Hoffman	65,235	2:32	N
10/4	4	@SD	L	1-6	Johnson	Hitchcock	—	64,898	2:39	D

ASTROS HISTORY & RECORDS

ASTROS FRANCHISE POSTSEASON GAME-BY-GAME

1999 NLDS (1-3)

Date	Gm	Opp.	W/L	Score	Astros POR	Opp. POR	Save	Atten.	Time	D/N
10/5	1	@ATL	W	6-1	Reynolds	Maddux	—	39,119	3:03	D
10/6	2	@ATL	L	1-5	Lima	MILLWOOD	—	41,913	2:13	D
10/8	3	ATL	L	3-5 (12)	Powell	Rocker	Millwood	48,625	4:19	D
10/9	4	ATL	L	5-7	Reynolds	Smoltz	Rocker	48,553	3:12	D

2001 NLDS (0-3)

Date	Gm	Opp.	W/L	Score	Astros POR	Opp. POR	Save	Atten.	Time	D/N
10/9	1	ATL	L	4-7	Jackson	Seanez	Smoltz	35,553	2:51	D
10/10	2	ATL	L	0-1	Mlicki	Glavine	Smoltz	35,704	2:41	D
10/12	3	@ATL	L	2-6	Reynolds	Burkett	—	39,923	2:33	D

2004 NLDS (3-2)

Date	Gm	Opp.	W/L	Score	Astros POR	Opp. POR	Save	Atten.	Time	D/N
10/6	1	@ATL	W	9-3	Clemens	Wright	—	41,464	3:08	N
10/7	2	@ATL	L	2-4 (11)	Miceli	Alfonseca	—	40,075	3:27	N
10/9	3	ATL	W	8-5	Backe	Byrd	Lidge	43,457	3:19	D
10/10	4	ATL	L	5-6	Smoltz	Springer	—	43,336	3:24	D
10/11	5	@ATL	W	12-3	Oswalt	Wright	—	54,068	3:12	N

2004 NLCS (3-4)

Date	Gm	Opp.	W/L	Score	Astros POR	Opp. POR	Save	Atten.	Time	D/N
10/13	1	@STL	L	7-10	Qualls	Williams	Isringhausen	52,323	3:15	N
10/14	2	@STL	L	4-6	Miceli	Tavarez	Isringhausen	52,347	3:02	N
10/16	3	STL	W	5-2	Clemens	Suppan	Lidge	42,896	2:57	D
10/17	4	STL	W	6-5	Wheeler	Tavarez	Lidge	42,760	3:01	D
10/18	5	STL	W	3-0	Lidge	Isringhausen	—	43,045	2:33	N
10/20	6	@STL	L	4-6 (12)	Miceli	Tavarez	—	52,144	3:54	N
10/21	7	@STL	L	2-5	Clemens	Suppan	Isringhausen	52,140	2:51	N

2005 NLDS (3-1)

Date	Gm	Opp.	W/L	Score	Astros POR	Opp. POR	Save	Atten.	Time	D/N
10/5	1	@ATL	W	10-5	Pettitte	Hudson	—	40,590	3:11	D
10/6	2	@ATL	L	1-7	Smoltz	Clemens	—	46,181	2:52	N
10/8	3	ATL	W	7-3	Oswalt	Sosa	—	43,759	2:50	N
10/9	4	ATL	W	7-6 (18)	Clemens	Devine	—	43,413	5:50	D

2005 NLCS (4-2)

Date	Gm	Opp.	W/L	Score	Astros POR	Opp. POR	Save	Atten.	Time	D/N
10/12	1	@STL	L	3-5	Pettitte	Carpenter	Isringhausen	52,332	2:29	N
10/13	2	@STL	W	4-1	Oswalt	Mulder	Lidge	52,358	3:03	N
10/15	3	STL	W	4-3	Clemens	Morris	Lidge	42,823	3:00	D
10/16	4	STL	W	2-1	Qualls	Marquis	Lidge	43,010	3:11	D
10/17	5	STL	L	4-5	Lidge	Isringhausen	—	43,470	3:19	N
10/19	6	@STL	W	5-1	Oswalt	Mulder	—	52,438	2:53	N

2005 WS (0-4)

Date	Gm	Opp.	W/L	Score	Astros POR	Opp. POR	Save	Atten.	Time	D/N
10/22	1	@CWS	L	3-5	Rodriguez	Contreras	Jenks	41,206	3:13	N
10/23	2	@CWS	L	6-7	Lidge	Cotts	—	41,432	3:11	N
10/25	3	CWS	L	5-7 (14)	Astacio	Marte	Buehrle	42,848	5:41	N
10/26	4	CWS	L	0-1	Lidge	Garcia	Jenks	42,936	3:20	N

ASTROS HISTORY & RECORDS

ALL-STAR GAME #39 | ASTRODOME, HOUSTON | JULY 9, 1968



The 1968 All-Star Game reflected overpowering pitching. The two leagues combined for only eight hits and just one run, marking the first 1-0 contest in the history of the Midsummer Classic. The lone run – by the National League – was scored in the first inning on a single, an error, a wild pitch, and a double play.

Playing for the injured Pete Rose, Willie Mays led off in the bottom of the first and singled to left field. In a failed pick-off at first, Luis Tiant's (CLE) throw went wild, advancing Mays to second. Curt Flood (STL) was then walked, and a fourth-ball wild pitch moved Mays to third. First baseman Willie McCovey (SF) grounded into a double play, but Mays took advantage to score the only run of the game.

With the victory, the NL stretched its winning streak to six. The six-man NL pitching staff held the AL to just three hits, as Tom Seaver (NYM) tossed five strikeouts late in the game and Juan Marichal pitched two perfect innings. Nine pitchers in the game did not allow a single walk.

The game was the first played indoors and on an artificial surface, as many players got their first look at the Astrodome.

NATIONAL LEAGUE 1, AMERICAN LEAGUE 0

American League	000	000	000	031
National League	100	000	00X	150

AL: Tiant, Odom (3), McLain (5), McDowell (7), Stottlemire (8), John (8).
 NL: DRYSDALE, Marichal (4), Carlton (6), Seaver (7), Reed (9), Koosman (9).
 HR: None. Attendance: 48,321
 MVP: Willie Mays (Giants) Time: 2:10

AMERICAN LEAGUE

Dick Williams, BOS Manager
 Cal Ermer, MIN Coach
 Mayo Smith, DET Coach

Baltimore (3) – Dave Johnson, 2B; John (Boog) Powell, 1B; *Brooks Robinson, 3B; **Boston (3)** – Ken Harrelson, OF; Jose Santiago, P; *Carl Yastrzemski, OF; (Santiago replaced by Garry Bell, P, Boston); **California (1)** – *Jim Fregosi, SS; **Chicago (2)** – Tommy John, P; Duane Josephson, C; **Cleveland (3)** – Joe Azcue, C; Sam McDowell, P; Luis Tiant, P; **Detroit (4)** – *Bill Freehan, C; *Willie Horton, OF; Denny McLain, P; Don Wert, 3B; **Minnesota (3)** – *Rod Carew, 2B; *Harmon Killebrew, 1B; Tony Oliva, OF; **New York (2)** – Mickey Mantle, OF; Mel Stottlemire, P; **Oakland (3)** – Bert Campaneris, SS; Rick Monday, OF; John (Blue Moon) Odom, P; **Washington (1)** – *Frank Howard, OF.

NATIONAL LEAGUE

Red Schoendienst, STL ... Manager
 Dave Bristol, CIN Coach
 Herman Franks, SF Coach

Atlanta (1) – *Hank Aaron, OF; Felipe Alou, OF; Ron Reed, P; **Chicago (2)** – *Don Kessinger, SS; *Ron Santo, 3B; **Cincinnati (4)** – Johnny Bench, C; *Tommy Helms, 2B; Tony Perez, 3B; *Pete Rose, OF (Rose replaced by Billy Williams, OF, Chicago); **Houston (1)** – Rusty Staub, 1B; **Los Angeles (2)** – Don Drysdale, P; Tom Haller, C; **New York (3)** – *Jerry Grote, C; Jerry Koosman, P; Tom Seaver, P; **Philadelphia (1)** – Woodie Fryman, P; **Pittsburgh (2)** – Gene Alley, SS; Matty Alou, OF (Alley replaced by Leo Cardenas, SS, Cincinnati); **St. Louis (4)** – Steve Carlton P; *Curt Flood, OF; Bob Gibson, P; Julian Javier, 2B; **San Francisco (3)** – Juan Marichal, P; Willie Mays, OF; *Willie McCovey, 1B.

ASTROS IN THE GAME

	AB	R	H	RBI	PO	A	E
Rusty Staub, 1B	1	0	0	0	0	0	0

1968 ALL-STAR GAME

The 1968 All-Star Game in Houston was the first played indoors and on artificial turf.

ASTROS HISTORY & RECORDS

ALL-STAR GAME #57 | ASTRODOME, HOUSTON | JULY 15, 1986



Los Angeles left-hander Fernando Valenzuela fanned five consecutive batters to tie Carl Hubbell's 52-year-old All-Star record, but the National League's pitching triumphs weren't enough as the American League recorded the 3-2 victory on two home runs.

The NL pitching staff sat down 12 total batters, but the AL's Roger Clemens (BOS) had a strong night of his own. He tossed three perfect innings which included just three balls and 21 strikes. The AL bats came through at the same time as second baseman Lou Whitaker (DET) followed a Dave Winfield (NYY) double with a two-run shot off Dwight Gooden (NYM) in the second. In the seventh inning, Frank White (KC) came in to pinch-hit for Whitaker, knocking an 0-2 pitch from Mike Scott (HOU) over the left-center field wall to seal the AL's second All-Star win in the 1980s.

Valenzuela tied the 1934 record for consecutive strikeouts, sitting down (in order): Don Mattingly, Cal Ripken, Jesse Barfield, Whitaker, and Ted Higuera.

AMERICAN LEAGUE 3, NATIONAL LEAGUE 2

American League	020	000	100	350
National League	000	000	020	251
AL:	CLEMENS, Higuera (4), Hough (7), Righetti (8), Aase (9).			
NL:	GOODEN, Valenzuela (4), Scott (7), Fernandez (8), Krukow (9).			
HR:	Whitaker, White	Attendance:		45,774
MVP:	Roger Clemens (Red Sox)	Time:		2:28

AMERICAN LEAGUE

Dick Howser, KC Manager
Pat Corrales, CLE Coach
John McNamara, BOS Coach

Baltimore (3) – Don Aase, P; Eddie Murray, 1B; *Cal Ripken, SS; **Boston (4)** – Wade Boggs, 3B; Roger Clemens, P; Rich Gedman, C; Jim Rice, OF; **California (2)** – *Wally Joyner, 1B; Mike Witt, P; **Chicago (1)** – Harold Baines, OF; **Cleveland (1)** – Ken Schrom, P; **Detroit (3)** – Willie Hernandez, P; *Lance Parrish, C; *Lou Whitaker, 2B; **Kansas City (2)** – *George Brett, 3B; Frank White, 2B; **Milwaukee (1)** – Teddy Higuera, P; **Minnesota (1)** – *Kirby Puckett, OF; **New York (4)** – *Rickey Henderson, OF; Don Mattingly, 1B; Dave Righetti, P; *Dave Winfield, OF; **Oakland (1)** – Jose Canseco, OF; **Seattle (1)** – Jim Presley, 3B; **Texas (1)** – Charlie Hough, P; **Toronto (3)** – Jesse Barfield, OF; Tony Fernandez, SS; Lloyd Moseby, OF.

NATIONAL LEAGUE

Whitey Herzog, STL Manager
Davey Johnson, NYM Coach
Tom Lasorda, LA Coach

Atlanta (1) – *Dale Murphy, OF; **Chicago (2)** – Jody Davis, C; *Ryne Sandberg, 2B; **Cincinnati (2)** – John Franco, P; Dave Parker, OF; **Houston (4)** – Kevin Bass, OF; Glenn Davis, 1B; Mike Scott, P; Dave Smith, P; **Los Angeles (2)** – Steve Sax, 1B; Fernando Valenzuela, P; **Montreal (3)** – Hubie Brooks, SS; Tim Lincecum, OF; Jeff Reardon, P; **New York (5)** – *Gary Carter, C; Sid Fernandez, P; Dwight Gooden, P; *Keith Hernandez, 1B; *Darryl Strawberry, OF; **Philadelphia (2)** – Shane Rawley, P; *Mike Schmidt, 3B; **Pittsburgh (2)** – Tony Pena, C; Rick Rhoden, P; **St. Louis (1)** – *Ozzie Smith, SS; **San Diego (1)** – *Tony Gwynn, OF; **San Francisco (3)** – Chris Brown, 3B; Chili Davis, OF; Mike Krukow, P.

ASTROS HISTORY & RECORDS

ALL-STAR GAME #75 | MINUTE MAID PARK, HOUSTON | JULY 13, 2004



The American League displayed its offensive prowess early, scoring six runs in the first inning en route to a 9-4 win over the National League in the third All-Star Game played in Houston and the first at Minute Maid Park.

Astros right-hander Roger Clemens, who also started the 1986 All-Star Game in Houston, allowed six runs and five hits in suffering the loss. Clemens allowed two first-inning homers, to Manny Ramirez (BOS) and Alfonso Soriano (TEX). Mark Mulder (OAK) pitched two innings and allowed one run to earn the win. Soriano was named the game's Most Valuable Player after finishing 2x3 with three RBI. Soriano was the first leading vote-getter to also earn MVP honors in the same season.

The National League cut the lead to 7-4 with a three-run fourth, including an RBI double by Edgar Renteria (STL) and a two-run double by Albert Pujols (STL). David Ortiz' (BOS) homer against Carl Pavano (FLA) in the sixth ended the game's scoring.

The AL pitching staff held the NL scoreless through the final five innings, thanks to scoreless efforts from Javier Vazquez (NYY), Ted Lilly (TOR), Joe Nathan (MIN), Tom Gordon (NYY), Francisco Rodriguez (ATL), and Mariano Rivera (NYY).

The American League won its seventh consecutive victory, not counting the 2002 tie at Miller Park in Milwaukee. The NL remained winless since 1996.

AMERICAN LEAGUE 9, NATIONAL LEAGUE 4

	1	2	3	4	5	6	7	8	9	R	H	E
American	6	0	0	1	0	2	0	0	0	9	14	0
National	1	0	0	3	0	0	0	0	0	4	9	1

E—Kent. DP—National 1. LOB—American 7, National 7. 2B—Suzuki, Renteria, Pujols 2. HR—Ramirez, Ortiz, Soriano. GIDP—Sheffield. HBP—Rolen (by Mulder).

Time—2:59. Attn.—41,886. U—Montague, plate; Hirschbeck, first; Eddings, second; Reynolds, third; Hudson, left field; Holbrook, right field.

AMERICAN LEAGUE

	AB	R	H	BI
Ichiro Suzuki, CF	4	1	1	0
Javier Vazquez, P	0	0	0	0
Ronnie Belliard, 2B	1	0	0	0
Ivan Rodriguez, C	4	1	2	1
Victor Martinez, C	1	0	0	0
Vladimir Guerrero, RF	4	1	1	0
Ted Lilly, P	0	0	0	0
Miguel Tejada, SS	1	0	0	0
Manny Ramirez, LF	2	1	1	2
David Ortiz, PH-1B	1	2	1	2
Alex Rodriguez, 3B	3	0	1	1
Hank Blalock, PH-3B	2	0	0	0
Jason Giambi, 1B	2	1	1	0
Carl Crawford, PH-LF	2	0	0	0
Hideki Matsui, PH-LF	1	0	0	0
Derek Jeter, SS	3	1	3	0
Matt Lawton, CF	2	0	1	0
Alfonso Soriano, 2B	3	1	2	3
Gary Sheffield, RF	1	0	0	0
Mark Mulder, P	1	0	0	0
Ken Harvey, PH	1	0	0	0
Esteban Loaiza, P	0	0	0	0
C.C. Sabathia, P	0	0	0	0
Michael Young, PH-SS	2	0	0	0
Joe Nathan, P	0	0	0	0
Tom Gordon, P	0	0	0	0
Francisco Rodriguez, P	0	0	0	0
Mariano Rivera, P	0	0	0	0
Totals	41	9	14	9

NATIONAL LEAGUE

	AB	R	H	BI
Edgar Renteria, SS	3	1	1	1
Jack Wilson, SS	2	0	0	0
Albert Pujols, 1B	3	1	2	2
Jim Thome, 1B	2	0	0	0
Barry Bonds, LF	2	0	0	0
Carl Pavano, P	0	0	0	0
Tom Glavine, P	0	0	0	0
Bobby Abreu, PH	1	0	0	0
Ben Sheets, P	0	0	0	0
Paul Lo Duca, C	0	0	0	0
Scott Rolen, 3B	1	0	1	0
Mike Lowell, PH-3B	2	0	0	0
Sammy Sosa, RF	2	0	1	1
Miguel Cabrera, RF	2	0	0	0
Mike Piazza, C	2	0	0	0
Johnny Estrada, C	2	0	0	0
Eric Gagne, P	0	0	0	0
Lance Berkman, CF	2	0	0	0
Moises Alou, LF	2	0	1	0
Jeff Kent, 2B	2	1	1	0
Mark Loretta, PH-2B	2	0	1	0
Roger Clemens, P	0	0	0	0
Dan Kolb, P	0	0	0	0
Barry Larkin, PH	1	0	0	0
Randy Johnson, P	0	0	0	0
Carlos Zambrano, P	0	0	0	0
Carlos Beltran, PH-CF	2	1	1	0
Todd Helton, PH	1	0	0	0
Totals	36	4	9	4

	IP	H	R	ER	BB	K
Mark Mulder (W 1-0)	2.0	2	1	1	0	1
Esteban Loaiza	1.0	1	0	0	1	0
C.C. Sabathia	1.0	4	3	3	0	0
Javier Vazquez	1.0	0	0	0	0	2
Ted Lilly	1.0	2	0	0	0	1
Joe Nathan	1.0	0	0	0	0	2
Tom Gordon	0.1	0	0	0	0	0
Francisco Rodriguez	0.2	0	0	0	0	0
Mariano Rivera	1.0	0	0	0	0	0

	IP	H	R	ER	BB	K
Roger Clemens (L 0-1)	1.0	5	6	3	0	2
Dan Kolb	1.0	1	0	0	0	0
Randy Johnson	1.0	3	0	0	0	1
Carlos Zambrano	1.0	1	1	1	1	1
Carl Pavano	2.0	3	2	2	0	1
Tom Glavine	1.0	1	0	0	0	0
Ben Sheets	1.0	0	0	0	0	1
Eric Gagne	1.0	0	0	0	1	2

ASTROS IN THE GAME

Players			AB	R	H	BI
Lance Berkman, CF*			2	0	0	0
Jeff Kent, 2B*			2	1	1	0
Carlos Beltran, PH-CF			2	1	1	0
Pitchers	IP	H	R	ER	BB	K
Roger Clemens (L 0-1)	1.0	5	6	3	0	2

SPRING TRAINING



SPRING TRAINING

HOUSTON ASTROS SPRING TRAINING

OSCEOLA COUNTY STADIUM

631 Heritage Park Way
Kissimmee, FL 34744

Telephone (area code 321):

Main	697-3200
Major Leagues.....	697-3150
Minor Leagues	697-3100
Press Box	697-3180
Media Relations Fax.....	697-3197
Baseball Fax	697-3199
Ticket Information	697-3220
Tickets by Phone	(800) 745-3000

PLAYING FIELD DISTANCES

Foul Lines	330 feet
Power Alleys	390 feet
Center Field	410 feet
Outfield Walls	8 feet
Capacity	5,300

2014 WORKOUT DATES

Major League:

Pitchers & Catchers Report	Feb. 15
P&C First Workout.....	Feb. 16
Position Players Report	Feb. 19
Full Squad Workout	Feb. 20

Minor League:

Mini Camp Players Report.....	Feb. 23
Mini Camp First Workout.....	Feb. 24
Pitchers & Catchers Report	March 2
P&C First Workout.....	March 3
Position Players Report	March 6
Full Squad Workout	March 7

Extended Spring Training:

Report	April 2
Full Squad Workout	April 3



The 2014 season marks the Astros' 30th Spring Training at Osceola County Stadium, the fifth-longest tenure in the Majors at a Florida spring home.

This Spring Training, Osceola County Stadium will look somewhat different as it will debut a new digital scoreboard, which measures in at 18 feet high by 32 feet long.

The Astros have been training at OCS since 1985, when they moved from their previous location in Cocoa, FL.

When it opened, the complex was hailed as the best of its kind in Florida, and its unique "cloverleaf" design has served as a blueprint for many teams as they built new spring facilities. The stadium and complex has been more than the Astros Spring Training home for the past 29 seasons. It has also played host to many local civic events.

In 2009, the complex also became the home venue of the newly-affiliated Gulf Coast League Astros.

The current lease agreement will keep the Astros in the upgraded Kissimmee facility through at least 2016.

Houston first conducted Spring Training in Apache Junction, Ariz. (1962-63), before moving to Cocoa in 1964.

OSCEOLA COUNTY STADIUM FEATURES

- Four executive suites
- Picnic area along the first base side
- Elinor and Harold Moser Astroland Playground
- Autograph Alley
- Two multi-purpose meeting rooms
- Party deck to accommodate private functions for up to 80 guests
- Beer Garden

ASTROS SPRING TRAINING STAFF DIRECTORY

STADIUM OPERATIONS

Sports Facility Director	Don Miers
Facility Manager	Erik Anderson
Game Day Operations Supervisor....	Chris Cavendar
Administrative Secretary	Kathy Rogacki
Ticket Lead	Scott Murphy
Ticket Lead	Luis Mateo
Security Lead	Orvel Cox
Security Lead	Bill Kepes
Stadium Ambassador	Kasey Greenhalgh

GROUND'S CREW/MAINTENANCE

Head Groundskeeper	Rick Raasch
Senior Groundskeeper	Luis Aviles
Senior Groundskeeper	Pedro Pagan
Senior Groundskeeper	Hiram Rodriguez
Groundskeeper	Luis Angomas
Groundskeeper	Joel Camacho
Groundskeeper	Tomas Lebron
Groundskeeper	Wayne Thompson
Groundskeeper	Edwin Rentas
Maintenance Supervisor	Frank Smith
Senior Maintenance Worker	Jaemie Morgan
Maintenance Worker	Bruce Stanford
Custodial Engineer	Tracy Neal

SPRING TRAINING

ASTROS SPRING TRAINING YEAR-BY-YEAR

YEAR	RECORD	YEAR	RECORD	YEAR	RECORD	YEAR	RECORD
1962	17-11	1975	14-15	1988	17-15-1	2001	15-13-3
1963	16-11	1976	7-8	1989	10-22	2002	19-9-1
1964	13-12	1977	12-12	1990	7-7	2003	16-12-1
1965	15-9	1978	11-10	1991	17-10	2004	14-14-1
1966	14-14	1979	12-12	1992	14-17	2005	13-14
1967	15-14	1980	8-11	1993	14-12-2	2006	10-21
1968	13-14	1981	10-13	1994	13-18-1	2007	18-11-1
1969	14-13	1982	7-14	1995	23-14-5	2008	12-17-1
1970	16-12	1983	3-16	1996	10-17	2009	12-20-4
1971	14-13	1984	17-11	1997	16-13-1	2010	13-15-2
1972	10-9	1985	14-17	1998	17-10-2	2011	12-24
1973	11-14	1986	9-18-1	1999	14-15	2012	14-17-1
1974	14-10	1987	13-15	2000	19-12	2013	15-16-4

ATTENDANCE AT OSCEOLA COUNTY STADIUM

YEAR	RECORD	ATTENDANCE	AVG	YEAR	RECORD	ATTENDANCE	AVG
1985	6-9	50,877	3,392	2000	9-5	46,034	3,288
1986	5-10	50,758	3,384	2001	4-7-2	34,992	2,692
1987	9-6	64,656	4,294	2002	8-4-1	46,941	3,611
1988	11-5	64,412	4,026	2003	7-5-1	53,851	4,142
1989	8-7	66,227	4,415	2004	8-4	60,807	5,067
1990	5-1	18,913	3,152	2005	6-7	58,581	4,506
1991	8-6	66,811	4,772	2006	6-9	62,134	4,142
1992	6-7	62,482	4,806	2007	7-7	58,565	4,183
1993	8-5	57,400	4,416	2008	7-8	61,027	4,068
1994	5-9-1	59,237	3,949	2009	10-6-3	65,804	3,463
1995	*10-6-1	23,971	1,410	2010	10-4-1	59,784	3,986
1996	6-6	41,368	3,449	2011	5-12	65,367	3,845
1997	8-5-1	45,596	3,257	2012	8-6	56,379	4,027
1998	7-5-1	38,340	2,949	2013	9-5-2	53,603	3,574
1999	4-9	46,007	3,539	TOTALS	*210-185-14	1,540,924	3,768

* Reflects games in 1995 played by both minor league (9-2-1 record, 12,142 attendance) and Major League (1-4 record, 11,829 attendance) players.

ASTROS 2013 SPRING TRAINING RESULTS

DATE	OPP	SITE	RESULT	HOU POR	OPP POR	SAVE	HOME ATT
23-Feb	Philadelphia	Clearwater	W 8-3	Cedeno (1-0)	Rosenberg (0-1)	-	-
24-Feb	New York (NL)	KISSIMMEE	T 7-7	-	-	-	3,048
25-Feb	St. Louis	Jupiter	L 2-10	Humber (0-1)	Wainwright (1-0)	-	-
26-Feb	Detroit	KISSIMMEE	W 9-4	Ely (1-0)	Hill (0-1)	-	1,758
	Tampa Bay	Port Charlotte	L 2-7	Lyles (0-1)	Price (1-0)	-	-
27-Feb	Toronto	Dunedin	W 10-1	White (1-0)	Lincoln (0-1)	-	-
28-Feb	NY (AL) (ss)	KISSIMMEE	W 7-6	Demel (1-0)	Greene (0-1)	Escalona (1)	3,213
1-Mar	St. Louis	KISSIMMEE	T 8-8	-	-	-	2,826
2-Mar	Atlanta	KISSIMMEE	W 6-5	Humber (1-1)	Gilmartin (0-1)	Valdez (1)	3,525
3-Mar	Pittsburgh	Bradenton	L 6-8	Lyles (0-2)	Morris (1-0)	Brown (2)	-
4-Mar	Detroit	Lakeland	L 5-8	Cosart (0-1)	Porcello (1-1)	Villarreal (1)	-
5-Mar	Washington	Viera	L 1-7	Ambriz (0-1)	Duke (1-0)	-	-
7-Mar	Washington	KISSIMMEE	W 4-2	Zeid (1-0)	Mattheus (1-1)	Clemens (1)	2,900
8-Mar	Atlanta (ss)	KISSIMMEE	L 9-14	Lyles (0-3)	Gilmartin (1-1)	-	2,137
9-Mar	New York (NL)	Port St. Lucie	L 6-9	White (1-1)	Hefner (1-0)	-	-
10-Mar	Philadelphia	KISSIMMEE	L 1-7	Fields (0-1)	Hamels (2-0)	-	5,013
12-Mar	Miami	Jupiter	W 9-4	Norris (1-0)	Nolasco (0-1)	Humber (1)	-
13-Mar	Wash. (ss)	KISSIMMEE	L 7-9	Keuchel (0-1)	Davis (1-0)	Mandel (1)	3,169
14-Mar	Washington	Viera	L 3-6	Ely (1-1)	Soriano (1-0)	Clippard (1)	-
15-Mar	Pittsburgh	KISSIMMEE	L 2-3	Peacock (0-1)	Sanchez (1-1)	Brown (3)	3,091
16-Mar	Washington	Viera	W 4-2	Gonzalez (1-0)	Storen (1-1)	-	-
17-Mar	Toronto	KISSIMMEE	W 11-2	Norris (2-0)	Morrow (0-2)	Bedard (1)	4,751
19-Mar	Toronto	Dunedin	L 6-10	Cruz (0-1)	Rogers (1-0)	Germano (1)	-
20-Mar	New York (NL)	KISSIMMEE	L 5-7	Chapman (0-1)	Burke (1-0)	Familia (1)	3,709
21-Mar	Detroit	Lakeland	W 7-2	Harrell (1-0)	Verlander (1-2)	Peacock (1)	-
22-Mar	St. Louis	KISSIMMEE	W 3-2	Valdez (1-0)	Mujica (1-2)	Lo (1)	4,274
23-Mar	Atlanta (ss)	Orlando	L 2-3	Humber (1-2)	Teheran (3-1)	Kimbrel (1)	-
24-Mar	Miami	KISSIMMEE	W 4-1 (5)	Martinez (1-0)	Turner (0-3)	Veras (1)	2,761
25-Mar	Washington	KISSIMMEE	W 6-4	Veras (1-0)	Stammen (0-1)	Cedeno (1)	3,913
26-Mar	New York (AL)	Tampa	T 4-4	-	-	-	-
27-Mar	New York (NL)	Port St. Lucie	L 2-6	E. Gonzalez (1-1)	Niese (2-0)	-	-
28-Mar	Detroit	KISSIMMEE	W 11-4	Humber (2-2)	Sanchez (0-1)	-	3,515
	Atlanta	Orlando	L 0-2	Harrell (1-1)	Maholm (4-1)	Russell (1)	-
29-Mar	Chicago (NL)	HOUSTON	T 6-6	-	-	-	11,820
30-Mar	Chicago (NL)	HOUSTON	W 6-3	Valdez (2-0)	Marmol (1-1)	-	12,322

SPRING TRAINING

FINAL 2013 ASTROS SPRING TRAINING STATISTICS

NAME	BA	SLG	OBP	G	AB	R	H	TB	2B	3B	HR	RBI	SH	SF	HBP	BB	SO	SB	CS	E
Altuve	.348	.424	.408	23	66	12	23	28	5	0	0	5	1	2	2	6	9	2	2	0
Ankiel	.413	.826	.463	21	46	10	19	38	5	1	4	10	0	2	1	5	12	1	1	0
Barnes	.250	.604	.288	25	48	10	12	29	2	0	5	7	1	1	1	2	8	2	3	1
Burgess	.200	.200	.200	3	5	0	1	1	0	0	0	0	0	0	0	0	2	0	0	1
Carter	.273	.561	.364	25	66	10	18	37	7	0	4	15	0	1	1	9	21	0	0	0
Castro	.349	.814	.404	18	43	8	15	35	2	0	6	13	0	0	0	4	10	1	0	0
Cedeno	.455	.818	.455	5	11	2	5	9	2	1	0	0	0	0	0	0	3	0	0	0
Corporan	.256	.442	.273	18	43	4	11	19	2	0	2	8	0	0	1	0	5	0	0	0
Crowe	.455	.455	.417	4	11	1	5	5	0	0	0	3	0	1	0	0	3	2	0	1
DeShields	.273	.432	.333	25	44	6	12	19	3	2	0	8	0	0	1	3	11	4	1	0
Dominguez	.412	.471	.444	14	17	10	7	8	1	0	1	17	0	0	0	1	4	2	1	0
Elmore	.280	.540	.351	22	50	7	14	27	4	0	3	8	0	1	0	5	8	0	1	2
Elmore	.226	.290	.273	15	31	3	7	9	2	0	0	2	0	0	0	2	7	1	0	2
Fontana	.000	.000	.000	3	3	1	0	0	0	0	0	0	0	0	0	0	0	0	0	1
Freiman	.278	.417	.278	19	36	3	10	15	2	0	1	7	0	0	0	0	7	0	0	1
Garcia	.231	.231	.333	13	13	2	3	3	0	0	0	3	0	0	0	2	1	0	0	0
Goebbert	.286	.429	.444	5	7	1	2	3	1	0	0	1	0	0	1	1	2	0	0	0
Gonzalez	.259	.389	.333	22	54	5	14	21	1	0	2	5	0	0	0	6	4	1	1	3
Greene	.167	.214	.314	18	42	8	7	9	2	0	0	0	0	0	1	8	14	3	0	3
Grossman	.273	.409	.407	15	22	5	6	9	3	0	0	4	0	0	1	4	7	1	0	0
Hernandez	---	---	1.000	1	0	0	0	0	0	0	0	0	0	0	0	1	0	0	0	0
Jaramillo	.250	.292	.379	16	24	3	6	7	1	0	0	1	0	0	0	5	5	0	0	1
Krauss	.308	.538	.476	14	13	3	4	7	0	0	1	5	0	2	0	6	5	0	0	1
Laird	.328	.609	.394	29	64	11	21	39	3	0	5	12	0	0	2	5	16	0	0	1
Lin	.000	.000	.000	2	4	0	0	0	0	0	0	0	0	0	0	0	2	0	0	0
F. Martinez	.344	.531	.382	18	32	11	11	17	3	0	1	6	0	0	0	2	7	0	0	1
Jo. Martinez	.314	.457	.333	24	35	7	11	16	3	1	0	3	1	0	1	0	5	1	0	1
J.D. Martinez	.280	.400	.333	20	50	5	14	20	3	0	1	4	0	0	1	3	13	1	2	0
Maxwell	.153	.356	.231	22	59	7	9	21	5	2	1	6	0	0	3	3	21	3	0	1
Meyer	.000	.000	.000	1	1	0	0	0	0	0	0	0	0	0	0	0	0	0	0	0
Mier	.000	.000	.000	1	1	0	0	0	0	0	0	0	0	0	0	0	1	0	0	0
Paredes	.120	.160	.233	17	25	4	3	4	1	0	0	3	0	1	0	4	10	0	0	1
C. Pena	.186	.441	.284	21	59	8	11	26	3	0	4	9	0	0	0	8	22	1	1	1
R. Pena	1.000	1.000	1.000	1	1	0	1	1	0	0	0	0	0	0	0	0	0	0	0	0
Perez	.167	.167	.167	4	6	0	1	0	0	0	0	0	0	0	0	0	0	0	0	0
Robinson	---	---	---	1	0	0	0	0	0	0	0	0	0	0	0	0	0	0	0	0
Santana	.500	1.000	.571	4	6	2	3	6	1	1	0	2	0	0	0	1	1	0	0	0
Singleton	.200	.733	.368	7	15	4	3	11	0	1	2	6	0	0	0	4	7	0	0	0
Springer	.292	.583	.414	12	24	6	7	14	1	0	2	7	1	0	1	4	9	1	0	1
Torrez	.000	.000	.000	1	1	0	0	0	0	0	0	0	0	0	0	0	1	0	0	0
Tucker	.000	.000	.750	1	1	0	0	0	0	0	0	0	0	0	0	3	0	1	0	0
Villar	.143	.179	.226	13	28	1	4	5	1	0	0	1	0	0	0	3	7	2	0	3
B. Wallace	.273	.527	.344	22	55	9	15	29	5	0	3	12	0	0	0	6	14	0	1	2
C. Wallace	.000	.000	.333	3	4	0	0	0	0	0	0	1	0	0	1	1	1	0	0	0
Wates	.000	.000	.000	1	1	0	0	0	0	0	0	0	0	0	0	0	0	0	0	0
Wierzbicki	.000	.000	.000	1	1	0	0	0	0	0	0	0	0	0	0	0	0	0	0	0
TEAM	.269	.468	.342	35	1172	189	315	548	74	9	47	178	4	11	19	118	289	30	13	33
OPPONENTS	.287	.448	.346	35	1173	186	337	525	74	9	32	174	5	12	14	98	218	18	12	31

NAME	W	L	ERA	G	GS	SV	INN	H	AB	R	ER	HR	HBP	BB	SO	WP	BK	BA
Abad	0	0	2.08	9	0	0	8.2	4	30	3	2	2	0	1	11	0	0	.133
Ambriz	0	1	2.16	9	0	0	8.1	6	30	2	2	2	0	2	6	1	0	.200
Bedard	0	0	0.00	3	1	1	6.0	4	22	1	0	0	0	2	9	0	0	.182
Cain	0	0	9.00	1	0	0	1.0	2	5	1	1	0	0	2	1	0	0	.400
Cedeno	1	0	6.00	7	0	1	6.0	8	24	6	4	1	0	2	4	0	0	.333
Chapman	0	1	10.29	6	0	0	7.0	10	28	8	8	1	0	2	8	0	0	.357
Cisnero	0	0	6.75	2	0	0	2.2	3	10	2	2	0	0	1	1	1	0	.300
Clemens	0	0	1.69	4	0	1	5.1	7	24	4	1	2	0	2	4	0	1	.292
Cosart	0	1	8.22	4	1	0	7.2	8	30	7	7	1	0	2	6	4	3	.267
L. Cruz	0	0	0.00	1	0	0	2.0	1	7	0	0	0	0	0	0	0	0	.143
R. Cruz	0	1	1.04	9	0	0	8.2	5	27	1	1	0	0	2	6	2	0	.185
Demel	1	0	42.43	5	0	0	2.1	10	18	11	11	4	0	3	1	1	0	.556
Ely	1	1	9.90	5	1	0	10.0	14	43	14	11	4	2	4	10	1	0	.326
Escalona	0	0	4.50	4	0	1	4.0	5	16	2	2	1	0	1	2	1	0	.313
Fick	0	0	0.00	6	0	0	6.2	7	27	0	0	0	0	1	1	2	0	.259
Fields	0	1	2.31	12	0	0	11.2	9	46	5	3	0	0	7	11	1	0	.196
Foltynewicz	0	0	0.00	2	0	0	5.0	1	15	0	0	0	0	2	8	0	0	.067
Gonzalez	1	1	3.46	5	1	0	13.0	11	49	5	5	1	2	2	10	0	0	.224
Harrell	1	1	2.25	6	6	0	24.0	17	80	7	6	1	0	8	15	0	0	.213
Humber	2	2	1.73	6	4	1	26.0	14	92	9	5	5	0	6	16	1	1	.152
Keuchel	0	1	9.00	4	1	0	7.0	16	38	8	7	1	0	0	5	0	0	.421
Lo	0	0	2.08	9	0	1	8.2	7	28	2	2	0	0	3	8	0	0	.250
Lyles	0	3	17.74	5	4	0	11.2	36	68	24	23	3	1	1	8	0	0	.529
Martinez	1	0	5.40	3	1	0	6.2	12	30	4	4	0	0	1	4	0	0	.400
Musick	0	0	0.00	1	0	0	0.1	0	1	0	0	0	0	0	0	0	0	.000
Norris	2	0	3.92	5	5	0	20.2	17	73	9	9	2	0	6	12	0	0	.233
Oberholtzer	0	0	3.86	4	0	0	7.0	8	29	3	3	1	0	3	5	0	0	.276
Owens	0	0	6.00	3	0	0	3.0	9	18	5	2	0	0	3	1	0	0	.500
Peacock	0	1	2.78	8	4	1	22.2	18	81	8	7	0	0	3	7	17	0	.222
Robinson	0	0	0.00	1	0	0	1.0	1	4	0	0	0	0	0	0	0	0	.250
Seaton	0	0	0.00	2	0	0	2.2	3	12	3	0	0	0	1	0	1	0	.250
Stoffel	0	0	0.00	1	0	0	1.0	0	2	0	0	0	0	1	1	0	0	.000
Valdez	2	0	1.29	8	0	1	10.0	5	22	1	1	0	0	1	1	0	0	.227
Veras	1	0	4.70	8	0	1	7.2	5	26	4	4	1	1	3	12	1	0	.192
White	1	1	7.84	7	6	0	20.2	36	90	19	18	3	0	8	11	2	0	.400
Wright	0	0	11.25	12	0	0	8.0	18	41	10	10	1	0	3	4	1	0	.439
Zeid	1	0	1.50	6	0	0	6.0	4	17	1	1	0	0	4	2	0	0	.235
TEAM	15	16	4.76	35	35	9	299.0	337	1173	186	158	32	14	98	218	16	2	.287
OPPONENTS	16	15	5.30	35	35	9	300.2	315	1172	189	177	47	19	118	289	20	2	.269

SPRING TRAINING

2014 ASTROS SPRING TRAINING SCHEDULE

FEBRUARY | MARCH

SUN

MON

TUE

WED

THU

FRI

SAT

						28 6:05 ATL	1 1:05 DET
2 1:05 ATL (SS)	3 1:05 MIA	4 1:10 NYM	5 1:05 DET	6 1:05 NYM	7 1:05 WSH	8 NYY 1:05	PHI 1:05
9 1:05 TOR	10 6:05 WSH	11	12 1:05 WSH	13 1:05 TOR	14 1:05 STL	15 1:05 DET	
16 1:05 WSH (SS)	17 1:05 ATL	18 1:05 MIA	19 6:05 WSH	20 1:05 PHI (SS)	21 1:05 MIA	22 1:05 STL	
23 1:05 STL	24 6:05 ATL	25	26 6:05 NYM	27	28 7:05 TEX*	29 TEX* 1:05	MEX+ 7:10
30 1:10 MEX+	31						

HOME

AWAY

Tentative schedule as of 11/12/13 and subject to change.
 * Exhibition game vs. Rangers in San Antonio, TX
 + Exhibition game vs. Veracruz, MX in Minute Maid Park
 All times local to game location.
 (SS) - Split Squad

TV Schedule (all games aired on CSN Houston)

3/5 vs. DET	12p	3/14 vs. STL	12p
3/6 vs. NYM	12p	3/20 vs. PHI	12p
3/8 vs. NYY	12p	3/21 vs. MIA	12p
3/9 vs. TOR	12p	3/22 vs. STL	12p
3/12 vs. WSH	12p	3/30 vs. MEX	1p

Radio Schedule (all games aired on KBME SportsTalk 790)

All Spring Training games will air on KBME SportsTalk 790, with the exception of the split squad games on March 8 at PHI and March 29 at TEX (from San Antonio, TX).

ASTROS SPRING TRAINING PRE-GAME TIMING

FOR 1:05 P.M. ET STARTS - TIMES SUBJECT TO CHANGE

10:20 a.m.	Astros BP
11:20 a.m.	Visiting BP
12:25 p.m.	Visiting infield
12:35 p.m.	Grounds Crew

FOR 6:05 P.M. ET STARTS - TIMES SUBJECT TO CHANGE

3:20 p.m.	Astros BP
4:20 p.m.	Visiting BP
5:25 p.m.	Visiting infield
5:35 p.m.	Grounds Crew

LONGEST-RUNNING SPRING TRAINING SITES IN FLORIDA

TEAM	SITE	FIRST YEAR	YEARS
Detroit	Lakeland	194668
Philadelphia	Clearwater	194767
Pittsburgh	Bradenton	196945
Toronto	Dunedin	197638
Houston	Kissimmee	198529

SPRING
TRAINING

NOTES



MEDIA INFORMATION



MEDIA INFORMATION

MEDIA RELATIONS

Mailing Address: PO Box 288 • Houston, TX 77001-0288
Physical Address: 501 Crawford St., Suite 400 • Houston, TX 77002

Astros Main: (713) 259-8000
Media Relations: (713) 259-8900
Media Relations Fax: (713) 259-8025
Press Box Fax: (713) 259-8032

Gene Dias Vice President of Media Relations
Steve Grande Media Relations Manager
Dena Propis Media Relations Manager
Chris Peixoto Media Relations Coordinator

LOCAL SERVICES

AIRLINES:

American (800) 433-7300
Delta (800) 221-1212
Southwest (800) 435-9792
U.S. Airways (800) 428-4322
United (800) 864-8331

AUTOMOBILE RENTALS:

Alamo (800) 327-9633
Avis (281) 443-5800
Budget (713) 643-9081
Dollar (713) 974-5542
Hertz (800) 654-3131
National (800) 227-7368

TAXI COMPANIES:

Liberty (713) 695-6700
United (713) 699-0000
Yellow (713) 236-1111

TELEPHONE COMPANY:

AT&T 800-235-7524

MISCELLANEOUS:

George Bush Intercontinental Airport (281) 230-3100
Hobby Airport (713) 640-3000
Weather (713) 529-4444
Museum of Fine Arts (713) 639-7300
NASA Space Center (281) 244-2100

DOWNTOWN HOTELS:

Courtyard Marriott (832) 366-1600
Doubletree Allen Ctr (713) 759-0202
Four Seasons Hotel (713) 650-1300
Hilton Americas (713) 739-8000
Hilton Houston Plaza (713) 313-4000
Holiday Inn Express (713) 896-4444
Hyatt Regency (713) 654-1234
Westin (formerly Inn at the Ballpark) (713) 228-1520
Lancaster Hotel (713) 228-9500
Magnolia Hotel (713) 221-0011
Sam Houston Hotel (832) 200-8800

MEDIA INFORMATION

CREDENTIALS

To comply with security measures implemented by Major League Baseball and the Houston Astros, all media will be required to follow the following procedures upon entering Minute Maid Park and while covering the game.

When entering Minute Maid Park, please be prepared to:

- enter the ballpark through the South Home Plate media entrance, located on the Texas Ave. side of the ballpark adjacent to the Media Will Call Window 28.
- provide photo identification and sign in at the media entrance.
- allow bags to be searched upon entering the ballpark.

While covering the game, please be prepared to:

- clearly display working credentials at all times.
- allow bags and equipment cases to be randomly searched if requested by ballpark security officials.
- observe credential regulations as set forth by Major League Baseball and the Houston Astros. Only those individuals with the proper credentials will be admitted in the clubhouses, on the field and in the press box.

All 2014 season credentials – whether issued by Major League Baseball, the BBWAA, or by the Astros – will bear photographs. Scout identification cards will also require photos.

- Houston Astros season credentials will be issued only to those legitimate news-gathering agencies that cover the Astros on a daily basis. Daily passes will be issued to approved media members who do not qualify for season credentials and who meet Major League Baseball's policies for media access. Requests for daily credentials must come directly from the affiliation editor, producer or director, via the online credential system at least 48 hours in advance of the game being requested. CREDENTIALS MUST BE DISPLAYED IN A VISIBLE MANNER AT ALL TIMES.
- ALL credential requests, whether season or daily, must be applied for via the online credential system. This will be the process for Astros regular season, Spring Training and National League Division Series credential applications.
- Daily credentials will be available at the Minute Maid Park Media Will Call located at Window 28 on Texas Avenue, four hours prior to first pitch.
- No spouses, guests or children of media members will be issued passes, and credentials are not transferable.
- Credentialed media are also prohibited from requesting autographs. Any violations will result in the immediate revocation of the credential.
- Credentials may be revoked at any time without cause.

MEDIA SERVICES

PARKING: Working media may park in the B and C lots at Minute Maid Park with their photo season credential or BBWAA credential. Contact the Astros media relations department at (713) 259-8900.

MAIN PRESS BOX: The press box and broadcast booths are located on the Club Level and are accessible from the press box elevator prior to the opening of gates, and after the game. The press box stairs and escalator on the main concourse (third base side) are available at all times.

MEDIA DINING ROOM: Located on the Club Level just behind the broadcast booths. There is a \$10 charge per meal. Media dining is open for service two-and-a-half hours prior to first pitch to accredited members of the media. Spouses/children are not allowed in media dining room.

ASTROS RADIO AFFILIATES THROUGH THE YEARS

1962-83 KPRC 950 AM
1984-85 KENRIOZO and KRBKA FM
1986-90 KTRH 740 AM

1991-95 KPRC 950 AM
1996-98 KILT 610 AM
1999-2012 KTRH 740 AM

2013-14 KBME 790 AM

MEDIA INFORMATION

CLUBHOUSES: Both clubhouses are located on the Service Level and are accessible by the press box elevator or stairs. The Astros clubhouse is located on the first base side of the ballpark, while the visiting teams and umpires are on the third base side. Pre- and post-game access rules are those issued by Major League Baseball. Clubhouses are open three-and-one-half hours before game time and close once the team takes the field for batting practice when the team hits outside. When the team does not hit outside, club uses discretion on when to close the clubhouse.

FIELD: All media must leave the field 45 minutes prior to the first pitch. No person will be allowed on the field unless that individual has credentials expressly for field privileges (i.e., club pass, photo pass).

PHOTOGRAPHERS/PHOTO WELLS: In-game access is limited to still photographers and rightsholders broadcasting the game. There are four photo wells, located on either side of both the home and visiting dugouts. All photographers must remain in the photo wells while the game is in progress. Photographers are only permitted to change location between innings. No ball – in play or dead – should be handled by anyone other than a ballboy.

PHOTO ROOM: A photo room is located on the Service Level behind home plate.

PRESS CONFERENCE ROOM: The press conference room is located on the Service Level across from the home clubhouse down the first-base side.

NOTES: Game notes, updated Major League statistics, lineup sheets and other pertinent media information will be available near the media entrance of the press box on the Club Level two hours prior to first pitch. Box scores, play-by-play sheets and post-game notes will be available in the same area after each game.

MEDIA GUIDES: Media guides are available upon request in the press box from club media relations representatives and are available online at the MLB Pressbox website.

TELEPHONES: Some credit card-only phones are available for media use in the main press areas.

WI-FI: Wireless Internet access is available in Minute Maid Park. Contact the media relations department for details.

ASTROS ON THE WEB: The official website of the Houston Astros is www.astros.com. The site is updated daily with news, statistics, game notes, feature stories and minor league information. The Major League Baseball website, www.mlb.com, can also be accessed via www.astros.com. The Astros also offer a Spanish website, www.astros-enespanol.com. The site features daily news coverage of the team as well as feature stories from international sports writers.

MLB PRESSBOX: With approved registration, media members gain electronic access to numerous Major League Baseball resources by logging onto www.mlbpressbox.com (on the official MLB website). Some of the information on this site includes: public relations contacts; daily statistical updates; daily game notes; current and archived press releases; media guides; press kits; credential language and media regulations; and historical information about MLB and its entities. In addition, this site provides media the opportunity to download HD quality video, hi-resolution logos for MLB and information on special events for all 30 clubs, as well as headshots of players, coaches, umpires and selected executives. All media covering the Astros register on the MLB Pressbox site, and all media credential requests for Astros games are now handled through MLB Pressbox.

PREGAME SCHEDULE

1:10 p.m. Start Time

--
--
11:35 a.m.
11:40 a.m. - 12:30 p.m.
12:30 p.m.
12:30 p.m. - 12:50 p.m.
1:05 p.m. - 1:10 p.m.

6:10 p.m. Start Time

1:00 p.m. - 2:00 p.m.
2:00 p.m. - 3:00 p.m.
4:35 p.m.
4:40 p.m. - 5:30 p.m.
5:30 p.m.
5:30 p.m. - 5:50 p.m.
6:05 p.m. - 6:10 p.m.

7:10 p.m. Start Time

2:00 p.m. - 3:00 p.m.
3:00 p.m. - 4:00 p.m.
5:35 p.m.
5:40 p.m. - 6:30 p.m.
6:30 p.m.
6:30 p.m. - 6:50 p.m.
7:05 p.m. - 7:10 p.m.

Visitors Early Work
Astros Early Work
Astros batting practice ends
Visiting team batting practice
All media must exit the field
Groundscrew prepares the field for play
Teams take the field/first pitch

*Beginning on September 1, Astros batting practice will end at 11:25 a.m., 4:25 p.m. and 5:25 p.m. due to the expansion of rosters. This schedule is subject to change.

**Generally the Astros do not hit on the field for 1:10 p.m. starts.

ON THE AIR

The Astros blanket Texas and the Gulf Coast region at home or on the road on radio and television.

- KBME-AM 790 will serve as flagship of the Astros 25-plus station English network, and broadcast the majority of Spring Training games and all regular season games.
- All Astros games are broadcast in Spanish on the Astros Spanish radio station, KLAT 1010 AM.
- Comcast Sports Net Houston provides exclusive television coverage of the Astros at home and on the road.

SOCIAL ASPECT

The Astros are actively involved in communicating openly with their fans through various online platforms, including Facebook, Twitter, Instagram and Astros.com. You can follow Astros team news on Twitter @Astros and @losastros. In 2014, fans will enjoy Twitter takeovers with Astros players and personnel, weekly exclusive fan giveaways and increased fan involvement. We always encourage open conversation online with our fans and look forward to an engaged 2014 season.

RELACIONES DE MEDIO

Dirección de correspondencia: PO Box 288 • Houston, TX 77001-0288

Domicilio: 501 Crawford St., Suite 400 • Houston, TX 77002

Número Telefónico: (713) 259-8000	Gene Dias	Vicepresidente, Relaciones de Medio
Relaciones de Medio: (713) 259-8900	Steve GrandeGerente, Relaciones de Medio
Fax: (713) 259-8981	Dena PropisGerente, Relaciones de Medio
	Chris Peixoto	Coordinadora, Relaciones de Medio

INFORMACIÓN DE MEDIOS

CREDENCIALES

Para cumplir con medidas de seguridad implementadas por las Grandes Ligas y los Astros de Houston, usted estará obligado a seguir los siguientes procedimientos antes de entrar al Parque Minute Maid para su cobertura del juego.

Al entrar al Parque Minute Maid, favor de estar dispuesto a hacer lo siguiente:

- entrar al parque por la puerta "South Home Plate," localizada en la Avenida Texas junto a la ventanilla # 28 "Will Call,"
- mostrar su identificación y firmar al ingresar por la entrada de prensa.
- permitir que sus bolsos sean registrados al entrar al parque.

Durante el juego, favor de estar preparado para:

- portar su credencial en todo momento.
- permitir que su equipo sea inspeccionado por seguridad.
- cumplir con los reglamentos instituidos por las Grandes Ligas y los Astros de Houston. Sólo aquellas personas con credenciales apropiadas serán admitidas al campo de juego y al palco de prensa.

Todas las credenciales para el año 2014, repartidos por las Grandes Ligas, la BBWAA o por los Astros, mostrarán su fotografía – Las identificaciones para los Scouts también requieren foto.

- Credenciales durante la temporada de los Astros de Houston serán distribuidas solamente a agencias de noticias con cobertura diaria de los Astros de Houston...credenciales para partidos selectos serán distribuidas a miembros de la prensa que no califican para obtener credenciales de temporada y que cumplen con los requisitos de las Grandes Ligas. Los pedidos para credenciales deben venir directamente de su editor, productor, o director a través del sistema de credenciales en línea por lo menos 48 horas antes del partido deseado. SUS CREDENCIALES DEBEN ESTAR EXPUESTAS EN TODO MOMENTO.
- TODOS los pedidos para credenciales, para la temporada o para un día, deben hacerse por el sistema de credenciales en línea. Esto será el proceso para pedidos durante la temporada regular, los Entrenamientos Primaverales, y la Serie Divisional de la Liga Nacional.
- Solicite sus credenciales por escrito al Departamento de Relaciones de Medio de los Astros.
- Credenciales estarán disponibles bajo su nombre en la ventanilla # 28 "Will Call" en la Avenida Texas cuatro horas antes del primer lanzamiento...Obtenga sus credenciales antes del partido en el cuarto (4) piso de Union Station con un representante de relaciones de medio.
- Esposos/as, niños, o invitados de la prensa no podrán utilizar sus credenciales. Las credenciales no son transferibles.
- Está prohibido pedir autógrafos con su credencial...violaciones contra esta regla resultarán en la revocación de su credencial.

ESTACIONAMIENTO: El Departamento de Relaciones de Medio de los Astros tiene permisos para estacionamiento. Para más información, comuníquese con el personal de relaciones de medio al (713) 259-8900.

PALCO DE PRENSA: El palco de prensa está localizado en el nivel Principal (Main Concourse)...todas las áreas de prensa están localizadas en el nivel Club y tienen acceso mediante ascensor y escaleras.

COMEDOR DE PRENSA: El comedor de prensa está localizado en el nivel Club detrás de la cabina de cronistas. Se cobra \$10 por comida.

- El comedor se abre dos (2) horas antes del primer lanzamiento.

CLUBHOUSES: Ambos clubhouses están localizados en el nivel de Servicio y tienen acceso al palco de prensa, ascensor y escaleras...El clubhouse de los Astros está localizado al lado de la primera base del parque...El clubhouse de los visitantes y el clubhouse de los árbitros están localizados al lado de la tercera base...Las reglas para el acceso a los clubhouses antes y después del juego son instituidas por las Grandes Ligas...Los clubhouses están cerrados durante la práctica de bateo.

CAMPO DE JUEGO: La prensa debe salir del campo de juego 45 minutos antes del primer lanzamiento...No se permitirá el acceso a ninguna persona que no cuente con credenciales de privilegios expresos en el campo (incluyendo credenciales para fotógrafos y el clubhouse).

FOTÓGRAFOS: Acceso durante el juego está limitado a fotógrafos (no de vídeo) y estaciones de televisión con derechos de transmisión. Se encuentran cuatro (4) cajas para fotógrafos, dos a cada lado de los dugouts. Los fotógrafos tendrán que permanecer en la caja durante todo el juego. Se permite cambiar de caja entre entradas solamente. Ninguna pelota - considerada viva o muerta - puede ser manejada por el personal de la prensa, sólo por el recogepelotas.

SALONES DE REVELADO: Salones de revelado están localizados en el nivel de Servicio, opuesto al salón del palco de conferencias.

MEDIA INFORMATION

NOTAS: Notas del juego, estadísticas, alineaciones o cualquier otro tipo de información para la prensa está disponible en el palco de prensa dos horas antes del primer lanzamiento... Los resultados y las notas post-juego estarán disponibles en el mismo lugar después de cada encuentro.

GUÍAS PARA LA PRENSA: Las guías de los equipos están disponibles en el palco de prensa. Solicite su guía con un representante de relaciones de medios.

TELÉFONOS: Teléfonos que requieren una tarjeta de crédito están localizados en todas las áreas principales de prensa.

INTERNET INALÁMBRICO: Acceso inalámbrico a Internet está disponible en el Parque Minute Maid. Para más información sobre el acceso a Internet, comuníquese con un representante del Departamento de Relaciones de Medio.

ASTROS EN LA RED: La página oficial en español de los Astros de Houston, astrosdehouston.com, ofrece cobertura del equipo, información sobre el parque, artículos originales y mucho más. La página en inglés de los Astros es www.astros.com, y contiene noticias, estadísticas, artículos e información sobre las Grandes Ligas y sus entidades. La página de las Grandes Ligas es www.mlb.com. También se puede llegar al sitio web de las Grandes Ligas a través de la página de los Astros de Houston.

MLB PRESS BOX: Al registrarse en www.mlbpressbox.com, los miembros de la prensa tendrán acceso a numerosos recursos de las Grandes Ligas. El tipo de información en esta página incluye: los contactos de Departamento de Relaciones Públicas para todos los equipos, estadísticas, datos sobre juegos, archivos de las notas de prensa, suministros de medios, reglas de credenciales, e información sobre las Grandes Ligas y sus entidades. Además, la página ofrece la oportunidad de copiar logotipos de alta resolución de las Grandes Ligas y sus eventos especiales, y de los 30 equipos, al igual que fotos de los jugadores, entrenadores, árbitros y algunos ejecutivos.

LOS AFILIADOS DE RADIO DE LOS ASTROS A LO LARGO DE LOS AÑOS

1962-83	KPRC 950 AM	1991-95	KPRC 950 AM	2013-14	KBME 790 AM
1984-85 ...	KENRIOZO and KRBEKA FM	1996-98	KILT 610 AM		
1986-90	KTRH 740 AM	1999-2012	KTRH 740 AM		

HORARIO

Inicios de los juegos:

1:10 p.m.	6:10 p.m.	7:10 p.m.	
--	1:00 p.m. - 2:00 p.m.	2:00 p.m. - 3:00 p.m.	Ejercicio temprano para el equipo visitante
--	2:00 p.m. - 3:00 p.m.	3:00 p.m. - 4:00 p.m.	Ejercicio temprano para los Astros
11:35 a.m.	4:35 p.m.	5:35 p.m.	La conclusión de la práctica de bateo de los Astros
11:40 a.m. - 12:30 p.m.	4:40 p.m. - 5:30 p.m.	5:40 p.m. - 6:30 p.m.	Práctica de bateo para el equipo visitante
12:30 p.m.	5:30 p.m.	6:30 p.m.	Miembros de los medios de comunicación deben abandonar el terreno
12:30 p.m. - 12:50 p.m.	5:30 p.m. - 5:50 p.m.	6:30 p.m. - 6:50 p.m.	Personal de mantenimiento de campo
1:05 p.m. - 1:10 p.m.	6:05 p.m. - 6:10 p.m.	7:05 p.m. - 7:10 p.m.	Encuentro arbitral, salida del equipo al campo y primer lanzamiento

*Comenzando el 1 de septiembre, la práctica de bateo de los Astros acabará 1:45 antes del primer lanzamiento por la expansión del roster. El itinerario está sujeto a cambio.

EN EL AIRE

Los Astros cubren el estado de Texas y la Costa del Golfo en casa o en el camino en el radio y en la televisión.

- KBME-AM 790 sirven como un buque insignia de mas de 25 estaciones de la red de inglés de los Astros, y van a transmitir la mayoría de los juegos de entrenamiento primaverales y todos los juegos de temporada regular.
- Todos los juegos de los Astros son transmitidos en Español en la estación de Español de los Astros, KLAT 1010 AM.
- Comcast Sports Net de Houston ofrece la cobertura exclusiva de televisión de los Astros en casa y en el camino.

ASPECTOS SOCIALES

Los Astros participan activamente en comunicarse abiertamente con sus fans a través de varias plataformas en línea, incluyendo Facebook, Twitter, Instagram, Pintrest y Astros.com.

Los Astros se comunican activamente con sus fanáticos a través de Facebook, Twitter, Instagram y astrosdehouston.com. Se puede seguir las noticias de los Astros en Twitter por @Astros y @losastros. En 2014, los fanáticos disfrutaron de "Twitter Takeovers" con jugadores y personal de los Astros, regalos y artículos promocionales para los fans cada semana y más oportunidades para participación de los fans. Siempre animamos conversación abierta con nuestros fanáticos y esperamos una temporada exitosa en 2014.



MILO HAMILTON

ADVISOR TO THE OWNER,
'VOICE OF THE ASTROS'

Milo Hamilton returns to the Astros in his role as Advisor to the Owner in 2014, and will do a limited schedule of games and appearances for the ballclub. He is already one of the all-time great broadcasters in Major League history, and was inducted into his fifth Hall of Fame in January of 2011.



- He is entering his 69th year on the air, and has been broadcasting Major League Baseball since 1953. In history, his 59 years in the Major Leagues is second only to Vin Scully's 63. Previous Major League experience included stops with St. Louis, the Chicago Cubs and White Sox, Atlanta and Pittsburgh. He served as the play-by-play announcer of the 1979 World Champion Pirates and the 2005 National League Champion Astros.
- In July of 2005, Milo elected to work home games only beginning in 2006. He joined the Astros in 1985.
- Milo also hosts the offseason live talk show, "Astroline," which features current and former players as guests.
- **FIVE HALLS OF FAME:** Milo earned the industry's highest honor, receiving the Ford C. Frick award in 1992 from the Baseball Hall of Fame. He was inducted into the Texas Baseball Hall of Fame in 1994, the Radio Hall of Fame on Nov. 18, 2000, the Texas Radio Hall of Fame in 2002, and the Iowa Baseball Coaches Hall of Fame in January of 2011.
- **MORE ACCOLADES:** Milo was presented with the Fred Hartman Long and Meritorious Service Award by the Houston Chapter of the Baseball Writers Association of America on Feb. 8, 2001. In 2002, he received the March of Dimes (AIR) Award in Radio "Lifetime Achievement Award." On January 21, 2005, he was honored with a Lifetime Achievement Award from the RBI Foundation and was honored by the TBHOF in 2005 with the Jimmy Wynn Toy Cannon Award for his many charitable endeavors. On April 8, 2009, Hamilton Street, along the East side of Minute Maid Park, was dedicated "Milo Hamilton Way" in his honor, and he was named "2009 King of Baseball" by Minor League Baseball at the 2009 Winter Meetings Banquet in Indianapolis, IN. Milo was honored by the Astros for 65 years in baseball with the creation of the Milo Hamilton Scholarship on September 1, 2010. In November of 2010, he became the first two-time winner of Interfaith Charities' "Mr. Sportsman" award (also in 1991) and also won the "Spirit of Giving" award from the Wesley Foundation.
- **THE CALLS:** Milo called 11 no-hitters, Ernie Banks' five grand slams in a season, Stan Musial's five homers in a doubleheader (a feat San Diego's Nate Colbert duplicated with the Padres against Atlanta in 1972), Roger Maris' 61st homer in 1961 and Henry Aaron's historic 715th in 1974. Since joining the Astros, he also called Nolan Ryan's 4,000th strikeout in 1985, Barry Bonds' Major League record tying 70th home run in 2001, the Astros' historic six-pitcher, combined no-hitter in June of 2003 and Craig Biggio's 3,000th hit in 2007. In 2004, he was on the mic for Roger Clemens' 4,137th career strikeout, passing Steve Carlton for second on the all-time list. His calls of Chris Burke's 18th-inning, game-winning home run in Game 4 of the 2005 NLDS and the last out in Game 6 of the 2005 NLCS, sending the Astros to their first World Series, will be immortalized in franchise history.
- His list of baseball-related honors dates back to 1962 when he was named Chicago's Sportsman of the Year by B'nai Brith. He was the winner of the inaugural Allen Russell Award for distinguished achievement in 1996 and the inaugural 1997 RBI Foundation honor for his charitable work, and received the Great Communicator Award from the Press Club of Houston in 2000.
- Milo has helped raise more than \$40 million for various charities as master of ceremonies at auctions, including: March of Dimes, Epilepsy Association, City of Hope, American Cancer Society, Leukemia Society of America and Astros In Action Foundation.
- He also has considerable experience broadcasting a wide variety of sports, including Kentucky Wildcats basketball, the Chicago Bulls and DePaul Blue Demons. His Texas ties also extend to broadcasting Southwest Conference basketball.
- Milo co-authored the book *Making Airwaves, 60 Years at Milo's Microphone*, published by Sports Publishing LLC in 2006.
- Born in Fairfield, Iowa, Milo graduated from the University of Iowa with a degree in radio speech. He began his baseball broadcasting career in the Three I League in Davenport, Iowa in 1950.
- Milo and his wife Arlene celebrated their golden wedding anniversary on April 6, 2002. Arlene passed away in February of 2005. The couple had two children, Patricia Joy, who passed away in June of 2006, and Mark ("Muggsy").

MEDIA INFORMATION



ROBERT FORD

RADIO BROADCASTER

Robert Ford was named to the Astros radio broadcast team to work alongside Steve Sparks as the play-by-play commentator on Feb. 13, 2013.

- Prior to joining the Astros, Ford had served as the radio pre- and postgame host for Kansas City Royals games on 610 AM KCSP, the Royals flagship station, since 2009.
- He has seven years of experience broadcasting minor league baseball, having called over 800 games during stints with the Binghamton Mets, Kalamazoo Kings and Yakima Bears. Ford was twice named Frontier League Broadcaster of the Year (2003 and 2004). He also has extensive play by play experience in college basketball.
- He is a 2001 graduate of Syracuse University, where he earned a bachelor's degree in broadcast journalism.
- Ford lives in Houston with his wife Liana and their daughter Elena.



STEVE SPARKS

RADIO BROADCASTER

Steve Sparks was named to the Astros radio broadcast team to work alongside Robert Ford as the color commentator on Feb. 13, 2013.

- Sparks, 49, has served as a pre- and postgame analyst for Astros television games over the last several seasons and has also filled in as a color analyst on Astros radio and television broadcasts.
- A knuckleballer in his playing days, Sparks pitched in the Major Leagues in parts of nine seasons (1995-2004) for the Brewers, Angels, Tigers, A's and Diamondbacks. His best season was in 2001 while with Detroit when he went 14-9 in 35 appearances (33 starts) with a 3.65 ERA while leading the Majors in complete games with eight. He also tallied a career high in innings pitched (232.0) that season.
- Sparks attended Sam Houston State University. He and his wife Michelle reside in Sugar Land and have three children: Alexa, Blake and Chloe.

MEDIA INFORMATION



BILL BROWN

TV BROADCASTER

The 2014 season marks Bill Brown's 28th as the club's primary play-by-play voice on television. A veteran of over 30 years of broadcasting MLB games, Bill has been honored several times over the course of his career.

- The National Sportscasters and Sportswriters Association honored Bill with its Sportscaster of the Year Award in Texas for 2013. He will receive the award in June at a ceremony in Salisbury, N.C.
- Bill was presented with the Fred Hartman Award for Long and Meritorious Service at the 2012 Houston Baseball Dinner.
- He was inducted into the Houston Media Wall of Honor in September of 2011.
- He was honored by the Astros with a pregame ceremony in June of 2011, recognizing his 25 seasons with the club.
- Brown was honored by the Texas Italian-American Sports Foundation, receiving an award for "outstanding accomplishments as a television broadcaster for the Houston Astros and community service".
- Bill joined the Astros in 1987 after working as senior producer and anchor of the Financial News Network's SCORE program. Prior to that assignment, he was Sports Director of the Sports Time Cable Network, which televised selected games of the Reds, Royals and Cardinals.
- Brown spent one year with HSE in Pittsburgh and was the television voice of the Cincinnati Reds from 1976-82.
- He was inducted into the Texas Baseball Hall of Fame on November 12, 2004.
- Bill is a member of the Advisory Board at Houston Sight into Sound and has been a volunteer reader for 24 years.
- Bill and his wife Dianne have been involved with "Salute to Our Heroes," a fundraiser for scholarships for the Cy-Fair Educational Foundation, for six years.
- Bill co-wrote two books. The first, *My Baseball Journey, A Sportscaster's Story* co-authored by Tim Gregg, documents his career and personal influences (2012), and the second, *Houston Astros: Deep in the Heart* co-authored by Mike Acosta, gives a pictorial history of the Houston Astros organization from inception to its 50th anniversary (2013).
- Brown and Dianne reside in Houston. They have one daughter, Allison, and three grandchildren: Luke (12), Emma Kate (10) and Caitlynn (7).



ALAN ASHBY

TV BROADCASTER

Alan Ashby returns to Houston as the primary color analyst and occasional play-by-play voice on television for the 2014 season.

- Prior to joining the Astros, Ashby had been calling games on radio and television for the Toronto Blue Jays for six seasons (2007-12).
- Ashby's hiring marks a return to Houston for the popular former Astros player and radio broadcaster. Ashby spent 11 of his 17 Major League seasons as a catcher with the Astros from 1979-89, during which he was a part of three postseason teams. From 1998-2006, Ashby worked as the Astros color analyst on radio alongside Hall of Famer Milo Hamilton.
- Prior to his broadcasting career, Ashby served as a coach and minor league manager in the Astros farm system. As part of the club's 50th anniversary celebration in 2012, Ashby was named to the Astros All-Time 25-man roster. Previously, he was named to the All-Time Astrodome team in 1999, and in 2000 was inducted into the Texas Baseball Hall of Fame.
- Ashby compiled a career average of .245 with 90 home runs and 513 RBI in 1370 games, and caught three no-hitters (Ken Forsch, Nolan Ryan, Mike Scott).
- Ashby currently resides in Houston, which has been his home since 1979. He is married to wife Kathryn, is the father of six children and proud grandfather of soon-to-be 16 grandchildren.

MEDIA INFORMATION



GEOFF BLUM

TV BROADCASTER

Geoff Blum, who recently retired after 14 Major League seasons as an infielder (1999-2012), made the transition from the playing field to the broadcast booth in 2013.

- During his playing career, Blum had two stints with the Astros, totaling five seasons in Houston (2002-03, 2008-10).
- A switch-hitter, Blum was known as one of the top pinch hitters and utility players in the game, appearing at all four infield positions for nine straight seasons (2000-08). He appeared in the postseason in three seasons (2005-06, 2011).
- In 2005, hit a go-ahead solo home run in the 14th inning in Game 3 of the World Series to become the 30th player to homer in his first World Series at-bat.
- Geoff and his wife, Kory, have four daughters: Mia Lea and triplets Ava, Audrey and Kayla.



FRANCISCO ROMERO

SPANISH RADIO BROADCASTER

Francisco Romero enters his seventh season of play-by-play on the Astros Spanish radio network.

- Francisco joined the Astros in 2008 after spending five seasons broadcasting Milwaukee Brewers games in Spanish on Telemundo Wisconsin. His Major League broadcasting experience also includes selected Minnesota Twins games over five seasons from 2003-08.
- His Major League broadcast debut was for the Arizona Diamondbacks on Telemundo Arizona in 1999, and he spent two years on Diamondbacks broadcasts from 1999-2000.
- Other Major League broadcasting experience includes selected games on Spanish Radio with the Cincinnati Reds in 2005. He also spent four seasons as the play-by-play broadcaster and pre- and post-game show producer on Spanish radio broadcasts for the Triple A Tucson Sidewinders of the Pacific Coast League.
- Additional sports broadcasting experience includes both football and basketball for the University of Arizona Spanish Radio Network 1999-present, as well as three seasons on the Arizona Cardinals radio halftime report.
- A graduate of the University of Arizona, Francisco spent 10 years as the sports anchor for the Telemundo affiliate in Tucson, AZ.
- In 2005, Francisco was inducted into his High School Media Hall of Fame, Pueblo High School in Tucson, AZ.
- In 2003, the Arizona Daily Star named him as one of the Top 100 Sports Figures of Southern Arizona. He earned a 2004 Emmy Award from the Rocky Mountain Chapter in the sports reporting category.



ALEX TREVIÑO

SPANISH RADIO BROADCASTER

Alex Treviño returns for his 19th season of analysis on the Astros Spanish radio network.

- A native of Monterrey, Mexico, he spent 13 seasons in the Majors, primarily as a catcher, including the 1988-90 seasons with the Astros. He also spent time with the Mets, Reds, Braves, Giants and Dodgers.
- Alex hit a career-high .290 while serving as Houston's backup catcher in 1989 and hit .364 (32x88) in 25 starts.
- Alex played in 939 Major League games and had a .249 lifetime average.



STEVE GRANDE

MEDIA RELATIONS MANAGER

Promoted from coordinator to manager in December of 2010, Steve Grande (@AstrosGrande) is in his seventh season (2008-14) as a full-time member of the Astros media relations staff.

- In addition to his day-to-day media relations duties, Grande is responsible for coordinating front office, manager, coach, and player interview and photo requests, overseeing the production of the Astros media guide and monthly magazine, approving all season credential requests, overseeing the club's photography department, securing media relations collateral and is the media coordinator for the Houston College Classic and the Houston Winter Invitational.
- Grande travels on half the club's road trips and has traveled on select road trips in each of his six full-time seasons. He has worked seven Spring Trainings, helped Major League Baseball with the 2010 NLCS Playoffs in San Francisco and helped plan and coordinate the media aspects of MLB's 2012 and 2013 Urban Invitational in Houston.
- Prior to joining the Astros full-time in 2008, Grande split his 2007 season interning in the media relations departments for the then Florida Marlins and the Astros.
- Grande also has experience outside the sports industry while working at two different public relations entities, both based out of Austin, TX. In 2006, Grande got his professional start as an intern with BookPros Publishing Company, in their publicity department. He moved on to intern for the public relations agency GCI Read-Poland in their public affairs department before leaving to pursue a career in sports.
- Grande received his bachelor's degree in public relations with a minor in business from Texas State University-San Marcos in May of 2006. A native of Tomball, TX, Grande graduated from Klein Oak High School in Spring. He resides in Houston's Montrose District.



DENA PROPIS

MEDIA RELATIONS MANAGER

Dena Propis enters her second season with the Astros as Media Relations Manager.

- Dena handles the majority of the Astros' non-baseball PR, is responsible for producing the Astros monthly magazine, approves all daily credential requests, and contributes content and editorial assistance to all Astros publications in addition to her daily Media Relations duties.
- Prior to joining the Astros, Dena was the Program Director for KPRC Local 2, the NBC affiliate station in Houston. In addition to maintaining the program schedules and contracts, she authored the on-air editorials delivered by the General Manager, and conceptualized and launched the KPRC Prime Blog on the station's website.
- Dena earned her Bachelor of Arts degree in English Literature and Spanish Language from Northwestern University in 2011. During her college years, she interned for Arte Público Press, the nation's largest and most established non-profit publisher of contemporary and recovery literature by U.S. Hispanic authors, based at the University of Houston.
- Dena is a born and raised Houstonian and Astros fan. She currently lives in Houston.



CHRIS PEIXOTO

MEDIA RELATIONS COORDINATOR

Chris Peixoto is in his third season as Media Relations Coordinator after joining the club on a full-time basis in May of 2012.

- In addition to handling day-to-day media relations duties, Peixoto is responsible for game day operations involving the press box and media personnel. He also contributes content for all Astros publications, including the Astros Magazine and media guide.
- Peixoto first joined the media relations department as a summer intern in 2010, before serving as a baseball operations intern with the club during the 2011 season.
- Peixoto received his Bachelor of Science degree in sport management from the University of Massachusetts in May of 2012. During his four years at UMass, he was an intern in the school's athletic media relations department. Peixoto also served an internship in the summer of 2009 with the Kraft Sports Group.
- A native of Dighton, MA, Peixoto graduated from Dighton-Rehoboth High School in 2008. He currently resides in Houston.

MEDIA INFORMATION



LOWELL MATHENY

RADIO BROADCAST ENGINEER

Lowell Matheny enters his 14th season with the Houston Astros organization and his seventh season as the full-time radio broadcast engineer.

- He is the on-site and traveling producer and engineer for every Astros radio broadcast. He makes every road trip with the club, including Spring Training, and assists the broadcasting and sponsorship departments with in-game needs and advertisement placement.
- In the offseason, Matheny produces the Astros popular call-in radio show "Astroline" and helps the Astros engineering department with maintaining safety regulations, audio-visual technical needs and general ballpark upkeep.
- Prior to joining the booth, Matheny served in multiple roles for the Astros engineering department, which included building maintenance, operating and maintaining the stadium sound system, scoreboards and television sets at Minute Maid Park and conducting safety meetings and accident investigations.
- Before joining the Astros, Matheny was the light and sound system installation supervisor for L.D. Systems where he supervised the installation of light and sound systems at special events. He also spent time at Glazier Food Company as a transportation supervisor and safety coordinator. From 1985-1996, Lowell was a radio technician for the Houston Lighting and Power Company where he was responsible for maintaining and repairing radio equipment.
- Matheny has also volunteered for the Houston Livestock Show and Rodeo as a part of the buildings and ground department. For HLSR, he planned and designed buildings and supervised set-up and maintenance projects.
- He resides in Liverpool, TX with his wife, Fern. They have four children: Meagan, JT, and Wyatt Powers and Kolbie Matheny.



BOB FORD

ASTROS PA ANNOUNCER

The 2014 season marks Bob's 21st as the Astros Public Address Announcer.

- Bob first joined the Astros in 1994 and has been with the organization ever since, announcing the final six seasons in the Astrodome as well as the MLB All-Star Game in 2004 and the Astros World Series run in 2005.
- He began his career as a PA announcer at Galveston's Pony-Colt Stadium at the age of 13 where he played shortstop and first base two nights a week and served as PA the other three nights.
- Bob started in radio at the age of 15 at Galveston's KGBC and KILE stations. He spent over 20 years on the radio in the Houston market on KXYZ, KAUM, KSRR 97 Rock, KLOL Rock 101 and KZFX Z107 where he worked with longtime Houston DJ Crash Collins on the "Bob & Crash" morning show.
- He also served as the backup PA announcer for the Dallas Cowboys at Texas Stadium, and was the image voice for the Cowboy's Silverstar Network.
- Bob currently owns and operates Bob Ford Productions, Inc. and has been doing voice-overs for radio and TV since 1986. He voiced award-winning projects for PBS, Showtime, Encore and Cartoon Network as well as TV and radio stations coast to coast.
- Bob is married to the former Pamela Terry from Humble, TX. He has three sons: Chris (23), Charlie (21) and Colton (18).
- He is a fifth-generation Galvestonian, and still lives on the island.



BILL BAPTIST

TEAM PHOTOGRAPHER

Bill Baptist rejoined the Astros in 2012, but has been photographing the team for over 12 years.

- He is a freelance photographer who has had his own business in Houston since 1980.
- He has been the team photographer for the Houston Rockets since 1985, the Houston Texans since day one (2002) and the Houston Comets from day one (1996-2008). He was the team photographer for the Houston Oilers for 10 years and Rice University for 26 years.
- He has done assignments and been published by *Newsweek*, *Time*, *Sports Illustrated*, *Sports Illustrated for Kids*, *ESPN the Magazine*, *Sporting News*, the *Houston Chronicle*, *Baseball America*, Major League Baseball, the NFL, the NBA, the WNBA, Adidas, Puma, and Nike.
- Bill has two children, Isabelle and William, 8 years old.

MEDIA INFORMATION

MLB GUIDELINES FOR THE MOVEMENT OF RETRACTABLE ROOFS

- The decision as to whether a game begins with the roof open or closed rests solely with the home club.
- **If the game begins with the roof open:** it shall be closed only in the event of impending rain or other adverse weather conditions. The decision to close the roof shall be made by the home club, after consultation with the Umpire Crew Chief.
- The Umpire Crew Chief shall notify the visiting club, which may challenge the opening of the roof if it feels that a competitive imbalance will arise. In such an event, the Umpire Crew Chief shall make a final decision based on the merits of the challenge.
- Once the roof is closed during a game, it shall not be re-opened.
- **If the game begins with the roof closed:** it may be opened when, in the opinion of the home club, the climatic environment has reached a level where fan comfort and enjoyment will be best served by opening the roof to the natural atmospheric conditions. Notwithstanding the foregoing, the following guidelines should be applied to opening the roof during a game.
 - > The roof may only open once during a game.
 - > The Umpire Crew Chief will be notified at the commencement of the inning that the roof will be opened at the inning's conclusion.
 - > The Umpire Crew Chief shall notify the visiting club, which may challenge the opening of the roof if it feels that a competitive imbalance will arise. In such an event, the Umpire Crew Chief shall make a final decision based on the merits of the challenge.
 - > The opening of the roof shall only commence between innings.

MINUTE MAID PARK



MINUTE MAID PARK

The 2014 season marks the 15th season of baseball at Minute Maid Park. The venue has hosted numerous special events, including the 2004 All-Star Game and Home Run Derby, the 2005 World Series, numerous concerts, weddings, graduations and galas.

The year 2000 saw something the grand old game of baseball had not experienced since 1964 — a Major League team in Houston playing on natural grass outdoors. While clear skies and real grass were welcome additions for fans, the Bayou City hardball-faithful also enjoyed another first in Minute Maid Park's 242-foot-high retractable roof. More than 3,000,000 fans embraced the new ballpark in its inaugural season. Since then, the club has welcomed more than 34,000,000 visitors during the facility's 14-season tenure.

A jewel in the crown of the majestic downtown Houston skyline, Minute Maid Park has become a welcome home for the Houston Astros and has ushered in a new era of Major League sports in the city. The downtown ballpark continues the proud tradition of visionary innovation in stadium construction, beginning with the club's previous home — the Astrodome. Minute Maid Park's retractable roof technology brought open-air baseball to Houston for the first time in 35 years, and the natural grass surface and classic architecture provided Minute Maid Park the atmosphere of the great ballparks of baseball's golden age.

Approval of the ballpark, however, was not limited to the applause of the fans. Less than one calendar year after its opening, Minute Maid Park had already been recognized on local, state and national levels with several awards. The following are the first three major awards with which the new home of the Astros were honored:

Greater Houston Preservation Alliance, 2000 Good Brick Award. The President's Award was presented to former owner Drayton McLane, the Astros and the Harris County-Houston Sports Authority for the renovation of the 1911 Union Station building. The Good Brick Awards are presented annually in recognition of leadership and excellence in historic preservation.

Most Outstanding Civil Engineering Project. This honor came from the Texas Section of the American Society of Civil Engineers (ASCE), a professional organization that represents the vast majority of civil engineers.

National Honor Award for Engineering Excellence. This national recognition for engineering excellence came from the American Consulting Engineers Council (ACEC). This honor stamped Minute Maid Park as one of the Top 24 engineering projects among all buildings and civil works projects nationally.

LOCATION: Minute Maid Park is located at 501 Crawford Street on the northeast end of downtown Houston. Situated near the George R. Brown Convention Center and BBVA Compass Stadium, the ballpark is located one block west of U.S. 59 and is bounded by Congress Avenue on the north, Texas Avenue on the south, Crawford Street on the west and Hamilton Street on the east.

HISTORY: The idea for a public-private financing drive for a downtown Houston ballpark was conceived in 1996. Fourteen leading Houston companies joined together to form the Houston Sports Facility Partnership. The Partnership agreed to provide a \$35 million interest-free loan with no repayment due until 10 years of ballpark operation had passed. With the Partnership's initial commitment, the Harris County-Houston Sports Authority had the support it needed to present a ballpark proposal to the public in November 1996. Voters approved the \$250 million project.



MINUTE MAID PARK

ALL-STAR GAME: In 2004, Minute Maid Park played host to the 75th Major League Baseball All-Star Game. More than 350,000 people participated in All-Star Week activities, which included the Futures Game, Legends/Celebrity Softball Game, and the Home Run Derby - all of which took place at Minute Maid Park - in addition to the John Hancock All-Star Fan Fest. The week culminated with the All-Star Game and a 9-4 American League win over the National League squad. Four Astros played in the game, including NL starting pitcher Roger Clemens, Carlos Beltran, Jeff Kent and Lance Berkman.

FIRST GAMES: The Houston Astros and New York Yankees played an exhibition game on March 30, 2000, with Houston winning 6-5. The Astros hosted the Philadelphia Phillies in the first official regular-season game on April 7, 2000, with Philadelphia winning 4-1.

ARCHITECT: The Architect of Minute Maid Park was HOK Sports Facilities Group, along with Construction Manager Brown & Root Services, a business unit of Halliburton Company.

THE NAME: On June 5, 2002, the Houston Astros and The Minute Maid Company announced that they had expanded their relationship to create a long-term marketing and community partnership. The multi-year partnership agreement included naming rights for the downtown ballpark, rechristening the field "Minute Maid Park."

The partnership agreement also stipulated that the popular Minute Maid Squeeze Play attraction at the ballpark will continue for the length of the 28-year agreement, along with pouring rights for products of The Coca-Cola Company, ongoing advertising and marketing programs, and a commitment by Minute Maid to support youth baseball programs in the Houston area.

The Minute Maid Company is an operating unit of The Coca-Cola Company and the flagship of its worldwide fruit beverage business. The Minute Maid Company has been headquartered in Houston since 1967.

Houston's downtown ballpark was originally named Enron Field on April 7, 1999 and was renamed Astros Field on February 27, 2002 by an agreement between the Houston Astros and Enron Corp.

SIZE: The building dimensions cover 28.97 acres of gross square footage, a total of 1,263,240 square feet. The height is 93 feet to the last seating tread, equivalent to a nine-story building.

TRAIN: A replica of a 19th century locomotive (circa 1860) and linked coal tender is a fan favorite. The train provides an architectural icon which combines sight, sound and motion for a dynamic entertainment and celebration feature. It also proves a link to the past for Houston and the Union Station site. The train was designed by Uni-Systems and built by SMI & Hydraulics, which also provided the transporters for the retractable roof. Weighing close to 50,000 pounds, the train runs some 800 feet along the low roof track on the west side of the ballpark.

INAUGURAL GAME



NEW YORK YANKEES
VS. HOUSTON ASTROS
MARCH 30, 2000

	R	H	E
New York	000	005	000
Houston	002	000	04x
	5	6	0
	6	9	1

HR: New York - O'Neill, Ledee

HR: Houston - Ward

Clemens, Erdos (6) and GRIMSLEY (7)

Gooden, Cabrera (6), Perez (7),

J. POWELL (8), Wagner (9, S)

Time: 2:50

Attendance: 40,624

LINEUPS

Yankees	Astros
Knoblauch, 2b	Biggio, 2b
Jeter, ss	Cedeno, cf
O'Neill, rf	Bagwell, 1b
Williams, cf	Caminiti, 3b
Martinez, 1b	Alou, rf
Spencer, lf	Hidalgo, lf
Posada, c	Meluskey, c
Brosius, 3b	Bogar, ss
Clemens, p	Gooden, p

REGULAR SEASON OPENER



PHILADELPHIA PHILLIES
VS. HOUSTON ASTROS
APRIL 7, 2000

	R	H	E
Philadelphia	000	000	220
Houston	000	000	100
	4	6	0
	1	5	0

HR: Philadelphia - Rolen, Gant

HR: Houston - Hidalgo

WOLF, Gomes (8, S)

DOTEL, Henry (7), J. Powell (9)

Time: 2:43

Attendance: 41,583

LINEUPS

Phillies	Astros
Glanville, cf	Biggio, 2b
Gant, lf	Cedeno, cf
Abreu, rf	Bagwell, 1b
Rolen, 3b	Caminiti, 3b
Brogna, 1b	Alou, rf
Lieberthal, c	Hidalgo, lf
Morandini, 2b	Eusebio, c
Arias, ss	Bogar, ss
Wolf, p	Dotel, p

MINUTE MAID PARK



UNION STATION:

According to HOK's design platform, the most literal tie between Houston's past and its new ballpark is a physical line to Union Station. On March 2, 1911, Houston's second downtown Union Station, rebuilt at a cost of \$500,000, opened its doors for the first time. In the 101 years since, it has served as an epicenter of the city's population growth, been a catalyst for commercial evolution, and become an identifying landmark within the downtown skyline.

Houston was once described as "Where 17 Railroads Meet the Sea", and a 1913 article in "The Rotarian" called Houston the "City of First Consideration" and "The largest

manufacturing city in the Southwest." Union Station was at the center of it all, the hub of a strong industrial municipality that specialized in oil, rice, sugar and lumber. The historic landmark has also served as a shelter for hurricane refugees and has been visited by Presidents of the United States.

Trains with names such as Acadian, Argonaut, Katy Flyer, California Special, Lone Star, Orleanean and Pioneer made hundreds of stops at Union Station during its active period (1911-1974). Other trains with monikers such as Sam Houston Zephyr, Southerner, Sunset Limited, Sunshine Special, Texas Chief, Texas Eagle, Texas Rocket and Valley Eagle routinely picked up passengers there as well.

The first-floor Great Hall still includes much of Union Station's original architectural work. It currently serves as a general reception area for guests, functions as an event space, and houses the Astros team merchandise shop. Each Astros fan who enters Minute Maid Park through Union Station retraces the steps of passengers who boarded trains in another era.

Today, the conference rooms and event spaces occupying the second and third floor of the renovated Union Station at Minute Maid Park (open 365 days a year) are named after the trains listed above. They are honored as both a tribute to hardworking rail personnel and in remembrance of Union Station's historic importance.

MINUTE MAID PARK FIRSTS

First Game:	April 7, 2000 vs. Philadelphia Phillies
Attendance:	41,583
Astros Starting Lineup:	2B Craig Biggio, CF Roger Cedeno, 1B Jeff Bagwell, 3B Ken Caminiti, RF Moises Alou, LF Richard Hidalgo, C Tony Eusebio, SS Tim Lincecum, P Octavio Dotel
First Pitch:	Dotel (called strike)
First Game Time And Temperature:	7:08 p.m. CDT, 79 degrees
First Batter:	Phillies CF Doug Mientkiewicz
Winning Pitcher:	Phillies LHP Randy Wolf
Losing Pitcher:	Dotel
First Save:	Phillies RHP Wayne Gomes
First Hit:	Glanville singled to right to lead off the game
First Astros Hit:	Biggio singled to Center to lead off the bottom of the 1st
First Run:	Phillies 3B Scott Rolen homered to left field to lead off the 7th
First Astros Run:	Hidalgo homered to center field in the 7th
First Single:	Glanville in the 1st
First Double:	Phillies 1B Rico Brogna in the 7th
First Triple:	Astros SS Tim Lincecum in the 2nd on April 8 vs. Philadelphia
First Home Run:	Rolen in the 7th
First Astros Home Run:	Hidalgo in the 7th
First Grand Slam:	Astros 3B Ken Caminiti off Brewers LHP Scott Karl on May 9
First Inside-the-park Home Run:	SS Adam Everett on Aug. 6, 2003 off New York Mets LHP Pedro Feliciano
First RBI:	Rolen in the 7th inning
First Putout:	Eusebio on a strikeout of Phillies LF Ron Gant
First Error:	Phillies C Tom Prince in the 5th inning trying to catch Biggio stealing second on April 8
First Stolen Base:	Glanville stole second after his leadoff single
First Caught Stealing:	Phillies RF Bobby Abreu in the 4th inning (Eusebio To Bogar) on April 9
First Strikeout:	Gant swinging in the 1st inning
First Walk:	Bagwell in the 1st inning
First Day Game:	Saturday, April 8, 2000 At 2:05 p.m. vs. Philadelphia
First Cycle:	Diamondbacks LF Luis Gonzalez on July 5
First Astros Cycle:	Bagwell, July 18, 2001 vs. St. Louis

MINUTE MAID PARK

The Houston Astros executive offices occupy the fourth and fifth floors of the building. The sixth floor houses the Roof Deck and Club House at Union Station, where groups of up to 100 people can watch Astros baseball with scenic views of downtown Houston as a backdrop.

Though it sat vacant for a quarter century from 1974-1999, the former transit hub has re-taken its rightful place on the Houston skyline, now serving as the gateway to Astros baseball and remaining an important landmark in downtown Houston.



PLAYING FIELD: Three wall heights, various angles in the corners and power alleys, a 10-degree, uphill slope – “Tal’s Hill” – for a center field warning track, and a flag pole in the field of play, create unique sources for any ball that gets past an outfielder.

Featuring Platinum TE Paspalum grass, the playing surface covers 2.5 acres. The drainage and irrigation systems include 6,682 linear feet of perforated pipe and 4,406 linear feet of PVC pipe, respectively. A total of 78 irrigation heads help make the job for head groundskeeper Dan Bergstrom and his staff much easier.

All grassed areas of the playing field are also constructed to USGA golf green construction specifications, allowing for excellent drainage and a growing media which is ideal for maintaining high-performance turfgrass.

SOUNDS: A total of 400 speaker cabinets are scattered throughout the seating areas and almost 1,000 are found along the concourses. The speakers are distributed throughout the ballpark to have cabinets as close to the fans as possible.

THE ROOF: Architects from the HOK Sports Facilities Group recommended early on that a retractable roof would be appropriate for the Texas climate. Since building the first retractable-roof ballpark – the Skydome in 1989 – designers have crafted several kinds of retractable roofs. Some, for instance, open only over a small central section. The roof at Minute Maid Park, however, retracts completely off the ballpark to reveal the largest open area of any retractable roofed baseball stadium in existence today. A total of 50,000 square feet of glass in the west wall of the retractable roof gives fans a view of the Houston skyline, even when the roof is in the closed position.

MINUTE MAID PARK BY THE NUMBERS

PLAYING FIELD DISTANCES MMP SEATING

Left Field Line:	315 ft, 19-ft wall
Left Field Power Alley:	362 ft, 25-ft wall
Center Field:	435 ft, 10-ft wall (5-ft at Tal’s Hill)
Outfield Deepest Point:	436 ft, 10-ft wall
Right Field Power Alley:	373 ft, 10-ft wall
Right Field Line:	326 ft, 7-ft wall

Total Seating:	42,060
Diamond Club:	297
Inspirity Club:	168
Field Boxes:	9,392
Dugout:	6,331
Crawford Boxes:	791
Bullpen Boxes:	2,400
Budweiser Patio:	108
Club Level:	4,813
Mezzanine:	2,348
Suite Level:	880
Terrace Deck:	3,282
View Deck:	7,782
Outfield Deck:	3,034
Disabled Seating (all levels):	412 spaces
Home Plate to First Row Spectator:	49 feet
1st/3rd Baseline to Nearest Spectator:	43 feet
1st/3rd Base to First Row Spectator:	57 feet
Right/Left Field seats to Foul Line:	five feet

BALLPARK TIMELINE

Sept. 1996	Design work begins
Oct. 11, 1996	Conceptual design unveiled
Oct. 30, 1997	Groundbreaking
Oct. 31, 1998	30 percent completed
May 1, 1999	60 percent completed
Jan. 2000	90 percent completed
Feb. 15, 2000	Playing field placed
March 30, 2000	First exhibition home game vs. the New York Yankees
April 7, 2000	First regular-season home game vs. the Philadelphia Phillies
Oct. 7, 2001	First playoff home game vs. the Atlanta Braves
Jan. 2, 2011	Finished installation of HD video board

MINUTE MAID PARK

Uni-Systems provided the technical expertise to design the best roof structure for Minute Maid Park. Mechanized roof panels open and close in 12-20 minutes. The roof moves back and forth an estimated 160 times a year, a distance of 14.6 miles. To cover the ballpark, steel panels roll in sequence along tracks on the east and west sides of the stadium. When the roof is open, the southern and northern panels, each of which measures 537 by 120 feet and weighs 1,905 metric tons, rest at the north end below the large middle section with its dimension of 589 by 242 feet and a weight of 3,810 metric tons. Designers determined the roof's shape – lower side panels flanking the high center panel – by tracking a batted baseball's hyperbolic flight path. Forged steel wheels measuring 35 inches in diameter transport the three roof panels. Each of the 140 wheels.

SPECIAL AMENITIES:

Inside the ballpark, the "FiveSeven Grille" center field restaurant and sports bar offers restaurant or outdoor seating options for fans seeking a one-of-a-kind dining experience. The Minute Maid Squeeze Play area along the right field line provides children with a fun, safe, interactive experience. The Conoco Home Plate Tower along Texas Avenue is a popular gathering point for fans, and it also features a carillon to provide music at appropriate times of the day.

TECHNOLOGY:

Following the 2010 season, the Houston Astros installed two new, high-definition video boards and a large ribbon board at Minute Maid Park in time for the start of the 2011 Major League Baseball season. The new primary video board is located in right field and measures 54 feet high and 124 feet wide (approximately 6,695 square feet), making it the third-largest board of its kind in the Major Leagues when installed. The Astros previous video board that had been in the ballpark since its inception in 2000 was 26 feet high and 45 feet wide. Additionally, the Astros have the largest video board in the Major Leagues featuring 1080i display format. A smaller video board, measuring 24 feet high by 40 feet wide, was installed in left field, and a ribbon board, stretching from foul pole to foul pole and more than 1,000 feet long, was also added. A speed pitch board and an old-fashioned, manually-operated scoreboard keep fans on top of the action in the ballpark and in every other big league venue. When it opened in 2000, Minute Maid Park was the first major sports facility to feature a closed-captioning board for the hearing impaired. Daktronics, one of the world's largest suppliers of electronic boards, is the company responsible for the Astros new boards. The new state-of-the-art HD video board high atop Minute Maid Park provides fans with award-winning special video features and effects created by Astros Productions that is unlike anything in Major League Baseball.



INSPERITY CLUB

The Insperty Club is Minute Maid Park's newest premium seating area featuring a premier vantage point directly behind home plate. The Insperty Club features premium, plush seats arranged in two rows of reserved seating backed by a row of barstools all with an amazing view of the action on the field.

Total capacity for the Insperty Club is 180 fans. The Insperty Club features The Backstop Bar, an exclusive lounge featuring top-shelf cocktails and conversation. This lively bar, surrounded by flat-screen TVs, combines the ultimate sports bar atmosphere with live action on the field at Minute Maid Park and games from around the league.



MINUTE MAID PARK

Minute Maid Parks

Architect:	HOK Sports Facilities Group
Contractors:	Brown & Root Construction Barton Marlow Empire Construction
Interior Design:	JKL International
Roof transport system:	Uni-Systems
Structural Steel:	Hirschfeld Steel Company
Scoreboard/Video Board:	Daktronics
Electrical:	Fisk Electric Company
Concrete:	Hensel Phelps Construction
Grass:	Milberger Turf Sales
Exterior glass:	Standard Glass & Mirror
Union Station:	The Trevino Group
Mechanical:	Way Engineering Company

A VENUE FOR ANY EVENT

- 2000 George Strait Music Festival
- Annual Houston College Classic
- One Houston United Fundraiser for Hurricane Allison
- 2003 American Idol Auditions
- 2004 Bud Bowl Concerts, Staind & Tim McGraw
- Coca-Cola Super Bowl Batting Practice
- 41@80 - President George Bush's 80th Birthday Party
- Lakewood Church Easter Service
- 2004 Futures Game
- 2004 Home Run Derby
- 2004 All-Star Game
- Walter P. Moore Diamond Anniversary Gala
- 2006 CONCACAF Champions Cup
- University of Houston Downtown Commencements (Fall and Spring)
- Redstone Golf Event celebrating the life of Butch Harmon (with Fred Couples and other professional golfers)
- Madonna's 'Sticky & Sweet' tour, 2008
- The Rachael Ray Show: Brides of Harris County wedding special, 2008
- The Boy Scouts 100th Anniversary Celebration, 2010
- Microsoft WPC Conference Reception
- Taylor Swift's 'Speak Now' tour, 2011
- MD Anderson's 75th Anniversary Celebration
- Starbucks Vice President's Reception
- President Obama Fundraiser
- Paul McCartney's 2012 "On the Run Tour"

MINUTE MAID PARK CONSTRUCTION FACTS

Cost:	\$248.1 million
Design Architect:	HOK Sports Facilities Group
Construction Manager:	Brown & Root Services

BUILDING DIMENSIONS

Gross Square Footage:	28.97 acres (1,263,240 sq. feet)
Footprint:	12.25 acres (533,937 sq. feet)
Site:	38.51 acres (1,677,600 sq. feet)
Height (fixed):	93 feet to the last seating tread, equivalent to a nine-story building

FIELD

Playing Surface:	Platinum TE Paspalum
Size:	2.5 acres
Infield Foundation:	6 inches of clay top-dressed with a thin layer of calcined (fired to 1600 degrees) clay.
Drainage Pipe:	6,682 linear feet of perforated pipe (1.25 miles)
Irrigation Pipe:	4,406 linear feet PVC pipe (.83 miles)
Irrigation Heads:	51 sprinkler heads
Characteristics:	Tal's Hill in the deepest corner of center field angles up, reminiscent of Old Crosley Field in Cincinnati; a padded flagpole sits in the field of play; a small balcony overlooks left-center field; 21 different outfield wall conditions. The turfgrass on Tal's Hill is Zoysiagrass.

MATERIALS

Concrete:	86,350 cubic yards
Rebar:	74,004 tons
Structural Steel:	10,060 tons
Brick:	80,500 cubic yards
Glass:	174,600 cubic yards of glass
Doors:	1,415
Railings:	42,250 feet or eight miles

MOVING ROOF FACTS

Horizontal Dimensions:	
Panel 1 and 3:	120 feet by 537 feet (64,430 square feet)
Panel 2:	242 feet by 589 feet (142,641 square feet)
Total Moving Roof Area:	271,500 square feet
Glass Area at West End:	
Panel 1 and 3:	120 feet by 92 feet high (11,040 square feet)
Panel 2:	242 feet wide by 115 feet high (27,830 square feet)
Total Moving Glass Area:	49,910 sq. feet (1.15 acres)
Height above Short Center Field:	204 feet
Height above Street Level:	242 feet
Truss Depth at Mid-Span:	40 feet
Approximate Weight of Steel:	10,000,000 pounds
Approximate Time to Close/Open:	12-20 minutes

FROM THE OUTSIDE

Enclosed on-site parking:	96 spaces
Reserved on-site parking:	2,040 spaces
Off-site parking:	25,179 within a half mile of the ballpark with street parking excluded
Entry Points:	24
Ticket Windows:	38
Turnstiles:	27

CONCOURSES

Miles around Main Concourse:	1/3 of a mile; you would have to circle the concourse 79 times to equal the length of the Houston Marathon.
Main Concourse Width:	45 feet
Upper Concourse Width:	34 feet
Club Concourse Width:	22 feet

PUBLIC RESTROOMS

Total Men's:	25
Total Women's:	26
Total Family:	17
Men's Fixtures:	301
Women's Fixtures:	311
Fixture Ratios:	1 for every 68 women, 1 for every 72 men (assuming 50% male and 50% female spectators, and not including the family toilets.)

CLUB LEVEL LOUNGES

East Lounge:	5,400 square feet
South Lounge:	4,200 square feet
Total:	9,600 square feet

CONCESSIONS

Restaurants:	1
Concession Stands:	38
Team Retail Stores:	3
Points of Sale:	212

VERTICAL TRANSPORTATION

Passenger Elevators:	8
Escalators:	11
Public Stairways:	10
Pedestrian Ramps:	1

BEHIND THE SCENES

Press Area:	7,500 square feet
Astros Clubhouse:	2,975 square feet
Visitors Clubhouse:	2,109 square feet
Truck Docks:	8

MINUTE MAID PARK



FIRST LEVEL

- DUGOUT I
- DUGOUT II
- DUGOUT III
- FIELD BOX I
- FIELD BOX II
- FIELD BOX III
- FIELD BOX IV
- CRAWFORD BOX
- BULLPEN BOX
- DIAMOND/
INSPERITY CLUBS

SECOND LEVEL

- CLUB BOX I
- CLUB BOX II
- POWER CLUB
- MEZZANINE (OF)

THIRD LEVEL

- TERRACE DECK I
- TERRACE DECK II
- VIEW DECK I
- VIEW DECK II
- OUTFIELD DECK I
- OUTFIELD DECK II