

GIANTS

# 2011 SAN FRANCISCO GIANTS MEDIA GUIDE




2011  
WORLD SERIES  
CHAMPIONS



FEAR  
the  
BEARD!



Mann  
Snack



*Follow your team from almost anywhere.*



Get highlights, scores, and stats on the nation's fastest mobile broadband network.

**AT&T IS THE OFFICIAL AND EXCLUSIVE COMMUNICATIONS  
PARTNER OF THE SAN FRANCISCO GIANTS.**



Rethink Possible®




**1.866.MOBILITY - ATT.COM - VISIT A STORE**

Mobile broadband and other services not available everywhere. See coverage map at stores for details. ©2011 AT&T Intellectual Property. Service provided by AT&T Mobility. All rights reserved. AT&T and the AT&T logo are trademarks of AT&T Intellectual Property. All other marks contained herein are the property of their respective owners.







# 2010 Giants Postseason Batting Statistics

PLAYER	GI																											
	AVG	G	AB	R	H	TB	2B	3B	HR	RBI	SH	SP	HP	BB	IBB	SO	SB	CS	DP	E	SLG	OBP	AB	H	HR	RBI		
Burrell,P	.143	14	42	5	6	12	3	0	1	4	0	0	0	7	0	22	0	0	0	1	.286	.265	0	0	0	0		
Fontenot,M	.214	8	14	1	3	5	0	1	0	0	0	0	0	1	0	4	1	0	0	2	.357	.267	2	1	0	0		
Huff,A	.268	15	56	7	15	20	2	0	1	8	1	0	1	5	1	10	0	2	0	2	.357	.339	0	0	0	0		
Ishikawa,T	.200	10	10	2	2	3	1	0	0	1	0	0	1	2	0	4	0	0	1	1	.300	.385	7	2	0	1		
+Posey,B	.288	15	59	6	17	23	3	0	1	5	0	0	0	6	1	18	1	0	1	0	.390	.354	0	0	0	0		
Renteria,E	.286	11	35	7	10	16	0	0	2	6	0	0	1	1	0	5	0	0	2	1	.457	.324	1	1	0	0		
Ross,C	.294	15	51	11	15	35	5	0	5	10	0	0	1	7	0	11	0	0	1	0	.686	.390	0	0	0	0		
Rowand,A	.273	7	11	2	3	6	1	1	0	2	0	0	0	0	0	5	0	0	0	0	.545	.273	3	2	0	2		
Sanchez,F	.270	15	63	5	17	21	4	0	0	4	2	0	1	1	0	8	0	0	2	0	.333	.292	0	0	0	0		
Sandoval,P	.176	6	17	0	3	4	1	0	0	2	0	0	0	2	1	3	0	0	3	2	.235	.263	0	0	0	0		
RIGHT	.500		2		1	1	0	0	0	0	0	0	0	0	0	0			1		.500	.500	0	0	0	0		
LEFT	.133		15		2	3	1	0	0	2	0	0	0	2	1	3			2		.200	.235	0	0	0	0		
Schierholtz,N	.167	11	12	2	2	2	0	0	0	1	0	0	0	1	0	5	0	0	0	0	.167	.231	0	0	0	0		
Torres,A	.276	15	58	6	16	23	4	0	1	3	1	0	1	3	0	18	2	3	0	0	.397	.323	1	0	0	0		
RIGHT	.267		15		4	7	3	0	0	2	1	0	1	0	0	5			0		.467	.313	0	0	0	0		
LEFT	.279		43		12	16	1	0	1	1	0	0	0	3	0	13			0		.372	.326	1	0	0	0		
Uribe,J	.149	14	47	4	7	13	0	0	2	9	0	1	1	2	0	14	0	0	1	1	.277	.196	0	0	0	0		
Whiteside,E	.000	0	0	0	0	0	0	0	0	0	0	0	0	0	0	0	0	0	0	0	.000	.000	0	0	0	0		
+Bumgarner,M	.000	4	3	0	0	0	0	0	0	0	0	0	0	0	0	2	0	0	0	0	.000	.000	0	0	0	0		
Cain,M	.286	3	7	0	2	2	0	0	0	1	0	0	0	0	0	4	0	0	0	0	.286	.286	0	0	0	0		
Lincecum,T	.000	6	10	0	0	0	0	0	0	0	1	0	0	0	0	5	0	0	0	0	.000	.000	0	0	0	0		
Sanchez,J	.167	4	6	1	1	1	0	0	0	0	0	0	0	0	0	4	0	0	0	0	.167	.167	0	0	0	0		
Wilson,B	.000	10	1	0	0	0	0	0	0	0	0	0	0	0	0	0	0	0	0	0	.000	.000	0	0	0	0		
GIANTS	.237	15	502	59	119	186	24	2	13	56	5	1	7	38	3	142	4	5	11	10	.371	.299	14	6	0	3		
OPPONENTS	.196	15	480	41	94	141	20	0	9	39	6	5	7	43	5	133	9	3	10	15	.294	.269	22	4	1	3		
DH	.091	5	11	1	1	4	0	0	1	2	0	0	0	0	0	5	0	0	1	0	.364	.091	0	0	0	0		

# 2010 Giants Postseason Pitching Statistics

PITCHER	W	L	ERA	G	GS	CG	GF	SHO	SV	IP	H	R	ER	HR	HB	BB	IBB	SO	WP	BK	AVG
Affeldt,J	0	0	4.50	5	0	0	1	0	0	4.0	1	2	2	0	0	2	1	4	1	0	.083
+Bumgarner,M	2	0	2.18	4	3	0	0	0	0	20.2	18	5	5	1	1	5	1	18	0	0	.243
Cain,M	2	0	0.00	3	3	0	0	0	0	21.1	13	1	0	0	2	7	1	13	1	0	.173
Casilla,S	0	0	1.93	4	0	0	0	0	0	4.2	3	1	1	0	1	1	1	5	1	0	.167
Lincecum,T	4	1	2.43	6	5	1	0	1	0	37.0	25	11	10	3	1	9	0	43	0	0	.188
Lopez,J	1	0	1.59	9	0	0	0	0	0	5.2	1	1	1	0	0	1	0	6	0	0	.059
Mota,G	0	0	0.00	2	0	0	1	0	0	2.1	1	0	0	0	0	2	0	0	0	0	.167
Ramirez,R	0	1	13.50	5	0	0	2	0	0	4.0	5	6	6	2	0	2	1	2	0	0	.278
Romo,S	1	0	7.36	6	0	0	1	0	0	3.2	6	3	3	1	0	1	0	4	0	0	.375
Sanchez,J	0	2	4.05	4	4	0	0	0	0	20.0	16	10	9	2	1	9	0	22	1	0	.216
Wilson,B	1	0	0.00	10	0	0	9	0	6	11.2	5	1	0	0	1	4	0	16	0	0	.135
GIANTS	11	4	2.47	15	15	1	14	4	6	135.0	94	41	37	9	7	43	5	133	4	0	.196
OPPONENTS	4	11	3.66	15	15	0	15	0	2	132.2	119	59	54	13	7	38	3	142	2	0	.237

+Rookie



The Giants won 5 of 7 postseason games at AT&T Park last season.

# 2010 DIVISION SERIES

## SAN FRANCISCO GIANTS vs. ATLANTA BRAVES


(Giants win series, 3 games to 1)

**Thursday, October 7**  
**Giants 1 – Braves 0**

**Game 1 at AT&T Park:** Tim Lincecum pitched a 2-hitter and struck out 14 batters in his dominating postseason debut, and the Giants plated their only run on an RBI single from **Cody Ross** to defeat the Braves 1-0 in Game 1 of the Division Series at AT&T Park...Lincecum joined Roger Clemens (2000 Yankees) as the only pitchers to strike out 14 or more batters and allow 2 hits or fewer in postseason shutout...he also became just the 6th pitcher in Major League history to throw a 1-0 shutout in his postseason debut...**Buster Posey** singled off Derek Lowe to start the 4th inning, stole his 1st career base and scored the only run when Ross delivered a 2-out single to left field...

**Game Notes:** According to *Elias*, **Tim Lincecum** tied a Major League record for strikeouts in a postseason debut; Joe Coleman, Jr. (1972 Tigers), John Candelaria (1975 Pirates), Mike Boddicker (1983 Orioles) and Mike Scott (1986 Astros) are other pitchers who have fanned 14 batters in their 1st postseason game...**Buster Posey** became the 1st rookie catcher in Major League history to bat cleanup in a postseason game (*Elias*)...Posey and Braves catcher Brian McCann became only the 4th pair of catchers to start and bat cleanup in the same postseason game...others were Yogi Berra and Roy Campanella (1953 and 1955 World Series), Johnny Bench and Manny Sanguillen (1970 NLCS), and Bench and Carlton Fisk (Games 5 and 6 of 1975 World Series (*Elias*)).

**"He (Lincecum) was lights out. We had two runners at second base all night and that's it."**  
—Bobby Cox, Braves manager



Tim Lincecum's 14 strikeouts in Game 1 set a franchise postseason record.

	1	2	3	4	5	6	7	8	9	R	H	E
Braves	0	0	0	0	0	0	0	0	0	-	0	2
GIANTS	0	0	0	1	0	0	0	0	x	-	1	5

Braves	AB	R	H	BI	BB	SO	AVG
Infante, 3B	4	0	1	0	0	0	.250
Heyward, RF	3	0	0	0	1	2	.000
Lee, 1B	4	0	0	0	0	3	.000
McCann, C	3	0	1	0	0	1	.333
Gonzalez, SS	3	0	0	0	0	1	.000
Diaz, LF	3	0	0	0	0	1	.000
Conrad, 2B	3	0	0	0	0	2	.000
Ankiel, CF	3	0	0	0	0	1	.000
Lowe, P	2	0	0	0	0	2	.000
Venters, P	0	0	0	0	0	0	---
Hinske, PH	1	0	0	0	0	1	.000
Moylan, P	0	0	0	0	0	0	---
Dunn, P	0	0	0	0	0	0	---
Kimbrel, P	0	0	0	0	0	0	---
<b>Totals</b>	<b>29</b>	<b>0</b>	<b>2</b>	<b>0</b>	<b>1</b>	<b>14</b>	<b>---</b>

Giants	AB	R	H	BI	BB	SO	AVG
Torres, CF	4	0	1	0	0	1	.250
F. Sanchez, 2B	4	0	0	0	0	0	.000
Huff, 1B	3	0	1	0	1	1	.333
Posey, C	4	1	2	0	0	1	.500
Burrell, LF	3	0	0	0	0	2	.000
Schierholtz, RF	0	0	0	0	0	0	---
Uribe, SS	2	0	0	0	1	1	.000
Sandoval, 3B	2	0	0	0	1	1	.000
Ross, RF-LF	2	0	1	1	1	0	.500
Lincecum, P	2	0	0	0	0	2	.000
<b>Totals</b>	<b>26</b>	<b>1</b>	<b>5</b>	<b>1</b>	<b>4</b>	<b>9</b>	<b>---</b>

E: Ankiel; Conrad. **LOB:** ATL 3; SF 6. **HR:** None. **SB:** Posey.  
**S:** Lincecum. **SF:** None.

Braves	IP	H	R	ER	BB	SO	NP	ERA
Lowe (L)	5.1	4	1	1	4	6	96	1.69
Venters	1.2	0	0	0	0	2	13	0.00
Moylan	0.1	0	0	0	0	0	2	0.00
Dunn	0.0	1	0	0	0	0	5	---
Kimbrel	0.2	0	0	0	0	1	6	0.00

Giants	IP	H	R	ER	BB	SO	NP	ERA
Lincecum (W)	9.0	2	0	0	1	14	119	0.00

**HB:** None. **WP:** None.

**Umpires:** **HP:** Dana DeMuth, **1B:** Paul Nauert, **2B:** Paul Emmel, **3B:** Mike Winters, **LF:** Jerry Layne, **RF:** Ed Hickox.

**T:** 2:26. **A:** 43,936.

## Friday, October 8

### Braves 5 – Giants 4 (11 innings)

**Game 2 at AT&T Park:** Rick Ankiel splashed a home run into McCovey Cove in the 11th inning to help Atlanta rally from a 4-run deficit to beat the Giants 5-4 in Game 2 of the LDS...Atlanta's rally spoiled a strong postseason debut by Giants starter **Matt Cain**, who allowed 1 unearned run in 6.2 innings...**Pat Burrell** hit a 3-run homer in the 1st frame to stake SF to a quick lead...Atlanta came back with 3 runs in the 8th, including a game-tying 2-run double from Alex Gonzalez off **Brian Wilson**, who was trying to record a 6-out save...Ankiel's drive, which came on a 2-2 pitch from **Ramon Ramirez**, was just the 2nd splash home run in the postseason at AT&T Park...

**Game Notes:** **Pat Burrell's** 3-run home run gave Giants a 3-0 lead...according to *Elias*, the only other Giants player to hit a home run in the 1st inning of a postseason game played at home was Mel Ott in Game 1 of the 1933 World Series against the Washington Senators at the Polo Grounds...**Matt Cain** became the 1st Giants pitcher with a postseason RBI since Johnny Antonelli in Game 2 of the 1954 World Series...

**"It's a tough loss, no getting around it. You have to bounce back. They fought hard. We had a couple of chances to add on, but their 'pen shut us down."**

—Bruce Bochy, Giants manager



Pat Burrell's 3-run home run in Game 2 gave the Giants a 3-0 lead in the 1st, but it wasn't enough as the Braves rallied back in the late innings.

	1	2	3	4	5	6	7	8	9	10	11	R	H	E	
Braves	0	0	0	0	0	1	0	3	0	0	1	-	5	11	0
GIANTS	3	1	0	0	0	0	0	0	0	0	0	-	4	10	2

Braves	AB	R	H	BI	BB	SO	AVG
Infante, 3B-2B	5	0	2	0	1	2	.333
Heyward, RF	5	0	0	0	0	2	.000
Lee, 1B	5	2	2	0	0	1	.222
McCann, C	4	1	2	1	1	1	.429
Cabrera, LF	5	1	0	1	0	1	.000
Conrad, 2B	4	0	1	0	0	1	.143
Wagner, P	0	0	0	0	0	0	---
Farnsworth, P	0	0	0	0	0	0	---
Gonzalez, SS	5	0	1	2	0	0	.125
Ankiel, CF	5	1	2	1	0	1	.250
Hanson, P	1	0	0	0	0	1	.000
McLouth, PH	1	0	1	0	0	0	1.000
Dunn, P	0	0	0	0	0	0	---
Moylan, P	0	0	0	0	0	0	---
Hinske, P	1	0	0	0	0	0	.000
Venters, P	0	0	0	0	0	0	---
Diaz, PH	1	0	0	0	0	1	.000
Kimbrel, P	0	0	0	0	0	0	---
Glaus, 3B	1	0	0	0	0	0	.000
Hernandez, 3B	0	0	0	0	0	0	---
<b>Totals</b>	<b>43</b>	<b>5</b>	<b>11</b>	<b>5</b>	<b>2</b>	<b>11</b>	---

Giants	AB	R	H	BI	BB	SO	AVG
Torres, CF	4	0	0	0	0	2	.125
F. Sanchez, 2B	4	1	1	0	0	2	.125
Huff, 1B	4	0	0	0	1	3	.143
Posey, C	4	1	1	0	1	1	.375
Burrell, LF	3	1	2	3	0	0	.333
Schierholtz, PR-RF	2	0	0	0	0	0	.000
Uribe, SS-3B	5	0	1	0	0	2	.143
Sandoval, 3B	4	0	1	0	0	1	.167
Ramirez, P	0	0	0	0	0	0	---
Ishikawa, PH	1	0	0	0	0	0	.000
Ross, RF-LF	5	1	1	0	0	1	.286
Cain, P	2	0	1	1	0	1	.500
Lopez, P	0	0	0	0	0	0	---
Rowand, PH	1	0	1	0	0	0	1.000
Romo, P	0	0	0	0	0	0	---
Wilson, P	0	0	0	0	0	0	---
Fontenot, 3B	0	0	0	0	0	0	.000
Renteria, PH-SS	1	0	1	0	0	0	1.000
<b>Totals</b>	<b>40</b>	<b>4</b>	<b>10</b>	<b>4</b>	<b>2</b>	<b>13</b>	---

**E:** Burrell, Sandoval. **LOB:** ATL 8; SF 7. **HR:** Ankiel (off Ramirez); Burrell (off Hanson). **SB:** None. **S:** Conrad, Torres. **SF:** None.

Braves	IP	H	R	ER	BB	SO	NP	ERA
Hanson	4.0	5	4	4	1	5	61	9.00
Dunn	1.1	0	0	0	0	2	19	0.00
Moylan	0.2	1	0	0	0	1	14	0.00
Venters	1.0	2	0	0	0	1	13	0.00
Kimbrel	2.0	0	0	0	0	4	33	0.00
Wagner	0.1	1	0	0	0	0	3	0.00
Farnsworth (W)	1.2	1	0	0	1	0	27	0.00

Giants	IP	H	R	ER	BB	SO	NP	ERA
Cain	6.2	7	1	0	2	6	102	0.00
Lopez	0.1	0	0	0	0	1	7	0.00
Romo	0.0	2	2	2	0	0	8	---
Wilson	2.0	1	1	0	0	3	35	0.00
Ramirez (L)	2.0	1	1	1	0	1	27	4.50

**HB:** F. Sanchez by Farnsworth. **WP:** None.

**Umpires:** **HP:** Paul Nauert, **1B:** Paul Emmel, **2B:** Mike Winters, **3B:** Jerry Layne, **LF:** Ed Hickox, **RF:** Dana DeMuth.

**T:** 3:47. **A:** 44,046.


## Sunday, October 10 Giants 3 – Braves 2

**Game 3 at Turner Field:** San Francisco rallied past the Braves 3-2 thanks in large part to 3 fielding errors by Atlanta second baseman Brooks Conrad...his last error of the night occurred on a 2-out grounder in the 9th inning that gave the Giants the victory...starter **Jonathan Sanchez** limited the Braves to just 2 hits, however, Atlanta took the lead in the 8th when pinch-hitter Eric Hinske lined a 2-run homer off **Sergio Romo**, sending the standing-room crowd of 53,284 into a frenzy...Braves rookie reliever Craig Kimbrel was within one out of a save before the Giants rallied...**Aubrey Huff** tied it with a run-scoring single off Mike Dunn and then **Buster Posey** hit a grounder to Conrad, who allowed the go-ahead run to score...**Brian Wilson** shut down the Braves in the 9th to give SF a 2-1 lead in a tense best-of-five series...

**Game Notes:** Jonathan Sanchez's 11 strikeouts were the most in a single game in the postseason by a Giants left-handed pitcher in franchise history (since 1900)...the only other left-handed Giants hurler to fan 10-or-more in a postseason game was **Carl Hubbell**, who struck out 10 batters on October 3, 1933 vs. the Washington Senators in Game 1 of the World Series...

**"To come back like that after a two-run homer in the bottom of the eighth, I mean, that can take the wind out of your sails. And these guys came right back and found a way to get it done. That is a great win."**

—Bruce Bochy, Giants manager



Jonathan Sanchez had a no-hitter going with one out in the 6th inning, but it was broken up by Braves pitcher Tim Hudson.

	1	2	3	4	5	6	7	8	9	R	H	E
GIANTS	0	1	0	0	0	0	0	0	2	-	3	0
Braves	0	0	0	0	0	0	0	2	0	-	2	4

Giants	AB	R	H	BI	BB	SO	AVG
Torres, CF	4	0	1	0	1	1	.167
F. Sanchez, 2B	4	1	1	0	1	1	.167
Huff, 1B	5	0	2	1	0	1	.250
Wilson, P	0	0	0	0	0	0	---
Posey, C	4	0	2	0	1	1	.417
Burrell, LF	2	0	0	0	1	1	.250
Schierholtz, RF	2	0	1	0	0	1	.250
Uribe, SS	4	0	0	0	0	1	.091
Fontenot, 3B	4	1	1	0	0	1	.250
Ross, RF-LF	4	0	0	0	0	0	.182
J. Sanchez, P	3	0	0	0	0	2	.000
Romo, P	0	0	0	0	0	0	---
Ishikawa, PH-1B	0	1	0	0	1	0	.000
<b>Totals</b>	<b>36</b>	<b>3</b>	<b>8</b>	<b>1</b>	<b>5</b>	<b>10</b>	---

Braves	AB	R	H	BI	BB	SO	AVG
Infante, 3B	4	0	0	0	0	1	.231
Heyward, RF	4	0	0	0	0	3	.000
Lee, 1B	3	0	0	0	1	1	.167
McCann, C	4	0	1	0	0	2	.364
Ross, PR	0	0	0	0	0	0	---
Diaz, LF	3	0	0	0	0	0	.000
McLouth, CF	1	0	0	0	0	0	.500
Gonzalez, SS	3	1	1	0	0	2	.182
Conrad, 2B	3	0	0	0	0	1	.100
Ankiel, CF	2	0	0	0	0	1	.200
Glaus, PH	0	0	0	0	0	0	.000
Hinske, PH	1	1	1	2	0	0	.333
Kimbrel, P	0	0	0	0	0	0	---
Dunn, P	0	0	0	0	0	0	---
Moylan, P	0	0	0	0	0	0	---
Farnsworth, P	0	0	0	0	0	0	---
Hudson, P	2	0	1	0	0	1	.500
Venters, P	0	0	0	0	0	0	---
Cabrera, PH-LF	1	0	0	0	0	0	.000
<b>Totals</b>	<b>31</b>	<b>2</b>	<b>4</b>	<b>2</b>	<b>1</b>	<b>12</b>	---

E: Conrad 3. LOB: SF 11; ATL 3. HR: Hinske (off Romo).

SB: Torres. S: None. SF: None.

Giants	IP	H	R	ER	BB	SO	NP	ERA
J. Sanchez	7.1	2	1	1	1	11	105	1.23
Romo (W)	0.2	1	1	1	0	0	10	40.50
Wilson (SV)	1.0	1	0	0	0	1	18	0.00

Braves	IP	H	R	ER	BB	SO	NP	ERA
Hudson	7.0	4	1	0	4	5	106	0.00
Venters	1.0	2	0	0	0	3	20	0.00
Kimbrel (L)	0.2	1	2	1	1	1	19	2.70
Dunn	0.0	1	0	0	0	0	2	0.00
Moylan	0.0	0	0	0	0	0	4	0.00
Farnsworth	0.1	0	0	0	0	1	5	0.00

HB: None. WP: None.

Umpires: HP: Paul Emmel, 1B: Mike Winters, 2B: Jerry Layne, 3B: Ed Hickox, LF: Dana DeMuth, RF: Paul Nauert.

T: 3:23. A: 53,284.

## Monday, October 11

### Giants 3 – Braves 2

**Game 4 at Turner Field:** The Giants celebrated their 1st playoff series victory in 8 years and then honored the man whose career they had just ended...Giants players and coaches tipped their caps to Braves manager Bobby Cox, who managed his final game, then the club headed off to savor a 3-2 victory that sent them to the NL Championship Series for the 1st time since 2002...21-year-old rookie


**Madison Bumgarner** logged 6.0 innings, **Cody Ross** homered and drove in the go-ahead run in the 7th inning, and the Giants' bullpen shut down the Braves to close out the best-of-five series...Braves starter Derek Lowe blanked the Giants without a hit through the 1st 5.1 innings, before **Cody Ross** hit a line drive home run that barely cleared the wall in left field, tying the game at 1-1...Atlanta took the lead again in the 6th after Brian McCann hit a solo home run. But, Lowe then ran out of gas in the 7th as **Juan Uribe** drove in the game-tying run with a fielder's choice ground out off Peter Moylan and then Ross broke the 2-2 tie with a 2-out single to left...

**Game Notes:** The entire series was tight and tense as it was the 1st in postseason history in which all of the games were decided by one run...the score was tied or within one run over the final 22 innings, which according to *Elias*, was the longest such streak to end a postseason series in baseball history...**Madison Bumgarner** became the youngest Giants pitcher to win a postseason game, at age 21...Bumgarner also became the 2nd youngest pitcher to win a series clincher in postseason history...

**"If you're a baseball fan, you had to love this series,"**  
—Bruce Bochy, Giants manager

**"I watched the whole throw, every millisecond of it, watched Ishikawa's foot, saw the umpire call him out and then — pandemonium. It was, 'Where am I? Who's going to hit me? Do we even do that right now? I don't care. I'm going to jump around.'"**  
—Brian Wilson

Brian Wilson sealed SF's 3-2 win in Game 4 of the Division Series.



	1	2	3	4	5	6	7	8	9	R	H	E
GIANTS	0	0	0	0	0	1	2	0	0	3	5	1
Braves	0	0	1	0	0	1	0	0	0	2	7	2

Giants	AB	R	H	BI	BB	SO	AVG
Torres, CF	4	0	0	0	0	2	.125
F. Sanchez, 2B	4	0	0	0	0	0	.125
Huff, 1B	3	1	1	0	1	1	.267
Wilson, P	0	0	0	0	0	0	---
Posey, C	4	1	1	0	0	2	.375
Burrell, LF	2	0	0	0	1	1	.200
Casilla, P	0	0	0	0	0	0	---
Lopez, P	0	0	0	0	0	0	---
Ishikawa, PH-1B	1	0	0	0	0	0	.000
Uribe, SS-3B	3	0	0	1	0	1	.071
Fontenot, 3B	2	0	0	0	0	1	.167
Rowand, PH	1	0	0	0	0	1	.500
Schierholtz, RF	0	0	0	0	0	0	.250
Ross, RF-LF	3	1	2	2	0	1	.286
Bumgarner, P	2	0	0	0	0	1	.000
Renteria, SS	1	0	1	0	0	0	1.000
<b>Totals</b>	<b>30</b>	<b>3</b>	<b>5</b>	<b>3</b>	<b>2</b>	<b>11</b>	---

Braves	AB	R	H	BI	BB	SO	AVG
Infante, 3B	5	1	1	0	0	2	.222
Diaz, LF	3	0	1	0	0	0	.100
Cabrera, PH-LF	2	0	0	0	0	0	.000
Lee, 1B	4	0	0	0	0	1	.125
McCann, C	3	1	2	2	0	0	.429
McLouth, PR	0	0	0	0	0	0	.500
Ross, C	0	0	0	0	0	0	---
Gonzalez, SS	4	0	1	0	0	2	.200
Heyward, RF	4	0	2	0	0	1	.125
Glaus, 3B	3	0	0	0	0	1	.000
Venters, P	0	0	0	0	0	0	---
Kimbrel, P	0	0	0	0	0	0	---
Conrad, PH	1	0	0	0	0	0	.091
Ankiel, CF	2	0	0	0	2	1	.167
Lowe, P	2	0	0	0	0	0	.000
Moylan, P	0	0	0	0	0	0	---
Hernandez, 3B	1	0	0	0	0	1	.000
Hinske, PH	0	0	0	0	1	0	.333
Hudson, PR	0	0	0	0	0	0	.500
<b>Totals</b>	<b>34</b>	<b>2</b>	<b>7</b>	<b>2</b>	<b>3</b>	<b>9</b>	---

**E:** Fontenot; **A:** Gonzalez 2; **LOB:** SF 2; ATL 9. **HR:** Ross (off Lowe); McCann (off Bumgarner). **SB:** None. **S:** None. **SF:** McCann.

Giants	IP	H	R	ER	BB	SO	NP	ERA
Bumgarner (W)	6.0	6	2	2	1	5	85	3.00
Casilla	1.2	1	0	0	0	2	23	0.00
Lopez	0.1	0	0	0	0	1	4	0.00
Wilson (SV)	1.0	0	0	0	2	1	25	0.00

Braves	IP	H	R	ER	BB	SO	NP	ERA
Lowe (L)	6.1	2	3	2	2	8	101	2.31
Moylan	0.0	0	0	0	0	0	5	0.00
Venters	1.2	3	0	0	0	2	26	0.00
Kimbrel	1.0	0	0	0	0	1	7	2.08

**HB:** None. **WP:** None.

**Umpires:** **HP:** Mike Winters, **1B:** Jerry Layne, **2B:** Ed Hickox,

**3B:** Dana DeMuth, **LF:** Paul Emmel, **RF:** Paul Nauert.

**T:** 2:56. **A:** 44,532.

# 2010 Giants Division Series Batting Statistics

PLAYER	AVG	G	AB	R	H	TB	2B	3B	HR	RBI	SH	SF	HP	BB	IBB	SO	SB	CS	DP	GI		E	SLG	OBP	AB	H	HR	RBI
Burrell,P	.200	4	10	1	2	6	1	0	1	3	0	0	0	2	0	4	0	0	0	1	.600	.333	0	0	0	0	0	0
Fontenot,M	.167	3	6	1	1	3	0	1	0	0	0	0	0	0	0	2	0	0	0	1	.500	.167	0	0	0	0	0	0
Huff,A	.267	4	15	1	4	4	0	0	0	1	0	0	0	3	0	6	0	1	0	0	.267	.389	0	0	0	0	0	0
Ishikawa,T	.000	3	2	1	0	0	0	0	0	0	0	0	0	1	0	0	0	0	1	0	.000	.333	2	0	0	0	0	0
+Posey,B	.375	4	16	3	6	7	1	0	0	0	0	0	0	2	0	5	1	0	1	0	.438	.444	0	0	0	0	0	0
Renteria,E	1.000	2	2	0	2	2	0	0	0	0	0	0	0	0	0	0	0	0	0	0	1.000	1.000	1	1	0	0	0	0
Ross,C	.286	4	14	2	4	8	1	0	1	3	0	0	0	1	0	2	0	0	0	0	.571	.333	0	0	0	0	0	0
Rowand,A	.500	2	2	0	1	1	0	0	0	0	0	0	0	0	0	1	0	0	0	0	.500	.500	2	1	0	0	0	0
Sanchez,F	.125	4	16	2	2	2	0	0	0	0	0	0	1	1	0	3	0	0	2	0	.125	.222	0	0	0	0	0	0
Sandoval,P	.167	2	6	0	1	1	0	0	0	0	0	0	0	1	1	2	0	0	1	1	.167	.286	0	0	0	0	0	0
RIGHT	.500	2	1	1	0	0	0	0	0	0	0	0	0	0	0	0	0	0	1	.500	.500	0	0	0	0	0	0	0
LEFT	.000	4	0	0	0	0	0	0	0	0	0	0	0	1	1	2	0	0	0	.000	.200	0	0	0	0	0	0	0
Schierholtz,N	.250	4	4	0	1	1	0	0	0	0	0	0	0	0	0	1	0	0	0	0	.250	.250	0	0	0	0	0	0
Torres,A	.125	4	16	0	2	2	0	0	0	0	1	0	0	1	0	6	1	2	0	0	.125	.176	0	0	0	0	0	0
RIGHT	.000	4	0	0	0	0	0	0	0	0	1	0	0	0	0	3	0	0	0	.000	.000	0	0	0	0	0	0	0
LEFT	.167	12	2	2	2	0	0	0	0	0	0	0	0	1	0	3	0	0	0	.167	.231	0	0	0	0	0	0	0
Uribe,J	.071	4	14	0	1	1	0	0	0	1	0	0	0	1	0	5	0	0	1	0	.071	.133	0	0	0	0	0	0
Whiteside,E	.000	0	0	0	0	0	0	0	0	0	0	0	0	0	0	0	0	0	0	.000	.000	0	0	0	0	0	0	0
+Bumgarner,M	.000	1	2	0	0	0	0	0	0	0	0	0	0	0	0	1	0	0	0	0	.000	.000	0	0	0	0	0	0
Cain,M	.500	1	2	0	1	1	0	0	0	1	0	0	0	0	0	1	0	0	0	0	.500	.500	0	0	0	0	0	0
Lincecum,T	.000	1	2	0	0	0	0	0	0	0	1	0	0	0	0	2	0	0	0	0	.000	.000	0	0	0	0	0	0
Sanchez,J	.000	1	3	0	0	0	0	0	0	0	0	0	0	0	0	2	0	0	0	0	.000	.000	0	0	0	0	0	0
GIANTS	.212	4	132	11	28	39	3	1	2	9	2	0	1	13	1	43	2	3	6	3	.295	.288	5	2	0	0	0	0
OPPONENTS	.175	4	137	9	24	36	3	0	3	9	1	1	0	7	0	46	0	0	1	7	.263	.214	8	2	1	2	0	0

# 2010 Giants Division Series Pitching Statistics

PITCHER	W	L	ERA	G	GS	CG	GF	SHO	SV	IP	H	R	ER	HR	HB	BB	IBB	SO	WP	BK	AVG
Affeldt,J	0	0	---	0	0	0	0	0	0	0.0	0	0	0	0	0	0	0	0	0	0	.000
+Bumgarner,M	1	0	3.00	1	1	0	0	0	0	6.0	6	2	2	1	0	1	0	5	0	0	.250
Cain,M	0	0	0.00	1	1	0	0	0	0	6.2	7	1	0	0	0	2	0	6	0	0	.269
Casilla,S	0	0	0.00	1	0	0	0	0	0	1.2	1	0	0	0	0	0	0	2	0	0	.167
Lincecum,T	1	0	0.00	1	1	1	0	1	0	9.0	2	0	0	0	0	1	0	14	0	0	.069
Lopez,J	0	0	0.00	2	0	0	0	0	0	0.2	0	0	0	0	0	0	0	2	0	0	.000
Mota,G	0	0	---	0	0	0	0	0	0	0.0	0	0	0	0	0	0	0	0	0	0	.000
Ramirez,R	0	1	4.50	1	0	0	1	0	0	2.0	1	1	1	1	0	0	0	1	0	0	.143
Romo,S	1	0	40.50	2	0	0	0	0	0	0.2	3	3	3	1	0	0	0	0	0	0	.600
Sanchez,J	0	0	1.23	1	1	0	0	0	0	7.1	2	1	1	0	0	1	0	11	0	0	.083
Wilson,B	0	0	0.00	3	0	0	2	0	2	4.0	2	1	0	0	0	2	0	5	0	0	.143
<b>GIANTS</b>	<b>3</b>	<b>1</b>	<b>1.66</b>	<b>4</b>	<b>4</b>	<b>1</b>	<b>3</b>	<b>1</b>	<b>2</b>	<b>38.0</b>	<b>24</b>	<b>9</b>	<b>7</b>	<b>3</b>	<b>0</b>	<b>7</b>	<b>0</b>	<b>46</b>	<b>0</b>	<b>0</b>	<b>.175</b>
<b>OPPONENTS</b>	<b>1</b>	<b>3</b>	<b>1.95</b>	<b>4</b>	<b>4</b>	<b>0</b>	<b>4</b>	<b>0</b>	<b>0</b>	<b>37.0</b>	<b>28</b>	<b>11</b>	<b>8</b>	<b>2</b>	<b>1</b>	<b>13</b>	<b>1</b>	<b>43</b>	<b>0</b>	<b>0</b>	<b>.212</b>

+Rookie



The Giants celebrate their series-clinching win over the Braves in the first round of the playoffs.

# 2010 CHAMPIONSHIP SERIES

## SAN FRANCISCO GIANTS vs. PHILADELPHIA PHILLIES

(Giants win series, 4 games to 2)


**Saturday, October 16**

**Giants 4 – Phillies 3**

**Game 1 at Citizens Bank Park:** **Tim Lincecum** outdueling Roy Halladay and **Cody Ross** hit a pair of solo home runs to help the Giants defeat the Phillies 4-3 in the opener of the NL Championship Series...Lincecum gave up 3 runs on homers to Jayson Werth and Carlos Ruiz, but pitched 7.0 innings while recording 8 strikeouts to earn the win...Roy Halladay, who had thrown the 2nd no-hitter in postseason history in his previous start against the Reds, allowed 4 runs and 8 hits in 7.0 innings of work...Ross, who homered off Halladay in his 1st at-bat, sent a 2-0 pitch from the Phillies' ace into the left field seats giving the Giants a 2-1 lead in the 5th...San Francisco then tacked on 2 more runs in the 6th to increase the advantage to 4-1 when **Pat Burrell** hit an RBI double and **Juan Uribe** followed with an RBI single up the middle to give SF a 3-run cushion...**Javier Lopez** got 2 outs in the 8th and **Brian Wilson** sealed it with a 4-out save...

**Game Notes:** **Cody Ross** became the 2nd player in MLB history to hit a pair of homers in his LCS debut (also Gary Gaetti with the Twins in 1987)...he also became the 4th player to hit a pair of HRs in Game 1 of the NLCS, joining SF's Will Clark (1989), CHC's Gary Matthews (1984) and LAD's Steve Garvey (1978)...

**"It's just awesome to be in this situation right now, to be able to come here and help this team where it wanted to be."**  
—Cody Ross



Cody Ross' pair of home runs in Game 1 helped ignite SF's offense.

	1	2	3	4	5	6	7	8	9	R	H	E
<b>GIANTS</b>	0	0	1	0	1	2	0	0	0	4	9	0
<b>Phillies</b>	0	0	1	0	0	2	0	0	0	3	7	0

Giants	AB	R	H	BI	BB	SO	AVG
Torres, CF	5	0	1	0	0	2	.200
F. Sanchez, 2B	5	0	0	0	0	1	.000
Huff, 1B	4	0	1	0	0	0	.250
Wilson, P	0	0	0	0	0	0	---
Posey, C	4	1	1	0	0	2	.250
Burrell, LF	3	0	2	1	0	1	.667
Schierholtz, PR-RF	1	1	0	0	0	1	.000
Uribe, SS	4	0	1	1	0	1	.250
Fontenot, 3B	4	0	1	0	0	0	.250
Ross, RF-LF	3	2	2	2	1	0	.667
Lincecum, P	3	0	0	0	0	2	.000
Lopez, P	0	0	0	0	0	0	---
Ishikawa, 1B	0	0	0	0	0	0	---
<b>Totals</b>	<b>36</b>	<b>4</b>	<b>9</b>	<b>4</b>	<b>1</b>	<b>10</b>	<b>---</b>

Phillies	AB	R	H	BI	BB	SO	AVG
Victorino, CF	5	0	0	0	0	2	.000
Polanco, 3B	4	0	1	0	0	0	.250
Utley, 2B	3	1	1	0	1	0	.333
Howard, 1B	4	0	1	0	0	3	.250
Werth, RF	3	1	2	2	1	1	.667
Rollins, SS	4	0	0	0	0	3	.000
Ibanez, LF	3	0	0	0	1	1	.000
Ruiz, C	3	1	1	1	0	1	.333
Valdez, PR	0	0	0	0	0	0	---
Halladay, P	2	0	1	0	0	1	.500
Brown, PH	1	0	0	0	0	0	.000
Madson, P	0	0	0	0	0	0	---
Lidge, P	0	0	0	0	0	0	---
Gload, PH	1	0	0	0	0	1	.000
<b>Totals</b>	<b>33</b>	<b>3</b>	<b>7</b>	<b>3</b>	<b>3</b>	<b>13</b>	<b>---</b>

**E:** None. **LOB:** SF 7; PHI 7. **HR:** Ross (off Halladay); Ross (off Halladay); Werth (off Lincecum); Ruiz (off Lincecum).

**SB:** Fontenot. **S:** None. **SF:** None.

Giants	IP	H	R	ER	BB	SO	NP	ERA
Lincecum (W)	7.0	6	3	3	3	8	113	3.86
Lopez	0.2	0	0	0	0	1	9	0.00
Wilson (SV)	1.1	1	0	0	0	4	32	0.00

Phillies	IP	H	R	ER	BB	SO	NP	ERA
Halladay (L)	7.0	8	4	4	0	7	105	5.14
Madson	1.0	0	0	0	0	1	9	0.00
Lidge	1.0	1	0	0	1	2	23	0.00

**HB:** Ishikawa by Lidge; Ruiz by Wilson. **WP:** None.

**Umpires:** **HP:** Derryl Cousins, **1B:** Dan Iassogna, **2B:** Ted Barrett, **3B:** Wally Bell, **LF:** Jeff Nelson, **RF:** Tom Hallion.

**T:** 2:59. **A:** 45,929.

## Sunday, October 17 Phillies 6 – Giants 1

**Game 2 at Citizens Bank Park:** A day after **Tim Lincecum** outdueled Roy Halladay in a marquee matchup of aces, Roy Oswalt defeated **Jonathan Sanchez** in Game 2 of the Championship Series with the Phillies winning 6-1...Oswalt pitched 8.0 innings and Jimmy Rollins drove in 4 runs to even the Series...Oswalt didn't allow a hit until **Cody Ross** connected for his 3rd home run in 2 games to supply San Francisco's only offense...he ripped a 1-0 pitch into the left field seats to tie the game at 1-1 in the 5th...the Phillies took a 2-1 lead in the bottom half of the 5th, then scored 4 runs in the 7th to put the game away for good...

**Game Notes:** **Cody Ross** hit the first 3 HRs of the NLCS for the Giants, becoming just the 4th player to hit his team's 1st 3 HRs of a postseason series and 1st to do so since Willie Stargell for the Pirates in the 1979 World Series...the others were Rusty Staub and Babe Ruth, who did it in the 1926 World Series (*Elias*)...

"It's 1-1, you know? It's tied. We've got to go out there and start winning."  
—Jonathan Sanchez



Bruce Bochy made all the right moves throughout the playoffs, but his club fell short in Game 2 of the Championship Series.

	1	2	3	4	5	6	7	8	9	R	H	E	
GIANTS	0	0	0	0	1	0	0	0	0	-	1	4	1
Phillies	1	0	0	0	1	0	4	0	x	-	6	8	0

<b>Giants</b>	AB	R	H	BI	BB	SO	AVG
Torres, CF	4	0	0	0	0	4	.111
F. Sanchez, 2B	4	0	2	0	0	1	.222
Huff, 1B	4	0	0	0	0	0	.125
Posey, C	3	0	0	0	1	0	.143
Burrell, LF	4	0	0	0	0	1	.286
Ross, RF	3	1	1	1	1	1	.500
Fontenot, 3B	2	0	0	0	1	1	.167
Casilla, P	0	0	0	0	0	0	---
Romo, P	0	0	0	0	0	0	---
Ishikawa, PH	1	0	1	0	0	0	1.000
Renteria, SS	4	0	0	0	0	0	.000
J. Sanchez, P	2	0	0	0	0	2	.000
Ramirez, P	0	0	0	0	0	0	---
Affeldt, P	0	0	0	0	0	0	---
Sandoval, 3B	0	0	0	0	1	0	---
<b>Totals</b>	<b>31</b>	<b>1</b>	<b>4</b>	<b>1</b>	<b>4</b>	<b>10</b>	---

<b>Phillies</b>	AB	R	H	BI	BB	SO	AVG
Victorino, CF	4	1	2	0	0	1	.222
Utey, 2B	3	2	0	0	2	1	.167
Polanco, 3B	3	1	1	2	0	0	.286
Howard, 1B	3	0	2	0	1	1	.429
Werth, RF	3	1	0	0	1	2	.333
Rollins, SS	3	0	2	4	1	0	.286
Ibanez, LF	4	0	0	0	0	2	.000
Ruiz, C	4	0	0	0	0	2	.143
Oswalt, P	3	1	1	0	0	0	.333
Gload, PH	1	0	0	0	0	0	.000
Madson, P	0	0	0	0	0	0	---
<b>Totals</b>	<b>31</b>	<b>6</b>	<b>8</b>	<b>6</b>	<b>5</b>	<b>9</b>	---

**E:** Fontenot. **LOB:** SF 7; PHI 8. **HR:** Ross (off Oswalt).  
**SB:** Utey 2, Polanco. **S:** Victorino. **SF:** Polanco.

<b>Giants</b>	IP	H	R	ER	BB	SO	NP	ERA
Sanchez (L)	6.0	5	3	2	3	7	100	3.00
Ramirez	0.1	1	2	2	1	0	7	54.00
Affeldt	0.1	0	1	1	1	1	9	27.00
Casilla	0.1	1	0	0	0	0	6	0.00
Romo	1.0	1	0	0	0	1	11	0.00

<b>Phillies</b>	IP	H	R	ER	BB	SO	NP	ERA
Oswalt (W)	8.0	3	1	1	3	9	111	1.13
Madson	1.0	1	0	0	1	1	22	0.00

**HB:** None. **WP:** None.

**Umpires:** **HP:** Dan Iassogna, **1B:** Ted Barrett, **2B:** Wally Bell,

**3B:** Jeff Nelson, **LF:** Tom Hallion, **RF:** Derryl Cousins.

**T:** 3:01. **A:** 46,099.

## Tuesday, October 19


### Giants 3 – Phillies 0

**Game 3 at AT&T Park:** San Francisco grabbed a 2-1 edge in the best-of-seven series against the two-time defending NL champions with a 3-0 shutout win in Game 3...**Matt Cain** outdueled Cole Hamels and **Cody Ross** delivered yet another big hit for the Giants in front of a sold out crowd of 43,320 on the Shores of McCovey Cove...Cain allowed 2 hits over 7.0 innings, with 5 strikeouts and 3 walks in a 119-pitch effort to earn his 1st career postseason victory...pitching on 10 days rest, Cain beat the Phillies for the 1st time in his career, having gone 0-3 with a 6.23 ERA in his previous 5 career starts against them...**Edgar Renteria** singled to start the 4th, was sacrificed to 2nd by **Freddy Sanchez** and after **Buster Posey** struck out, former Phillie **Pat Burrell** drew a walk before Ross followed with his run-scoring single, his 5th go-ahead RBI in the postseason...one batter later, **Aubrey Huff** extended SF's lead to 2-0 with his own run-scoring single...the Giants then added one more run in the 5th...**Javier Lopez** pitched a scoreless 8th and **Brian Wilson** closed out the 9th for his 4th postseason save...

**Game Notes:** This was the 5th postseason shutout by the Giants since the team moved to San Francisco in 1958, and the 4th at home...

**"It's been an unbelievable experience for me so far. A month and a half, two months, ago, I didn't dream I'd be in this situation. The Giants were awesome to bring me over here. It's just been a great ride."**

—Cody Ross



In his second career postseason start, Matt Cain logged 7.0-scoreless innings, allowed 2 hits, struck out 5 and walked 3 batters in a 119-pitch effort.

	1	2	3	4	5	6	7	8	9		R	H	E
Phillies	0	0	0	0	0	0	0	0	0	-	0	3	1
GIANTS	0	0	0	2	1	0	0	0	x	-	3	4	0

Phillies	AB	R	H	BI	BB	SO	AVG
Victorino, CF	2	0	0	0	1	0	.182
Utley, 2B	4	0	0	0	0	0	.100
Polanco, 3B	4	0	0	0	0	1	.182
Howard, 1B	4	0	1	0	0	1	.364
Werth, RF	3	0	0	0	1	2	.222
Rollins, SS	4	0	1	0	0	0	.273
Ibanez, LF	4	0	0	0	0	2	.000
Ruiz, C	2	0	1	0	0	0	.222
Hamels, P	2	0	0	0	0	1	.000
Gload, PH	0	0	0	0	1	0	.000
Contreras, P	0	0	0	0	0	0	---
<b>Totals</b>	<b>29</b>	<b>0</b>	<b>3</b>	<b>0</b>	<b>3</b>	<b>7</b>	---

Giants	AB	R	H	BI	BB	SO	AVG
Renteria, SS	4	1	1	0	0	0	.125
F. Sanchez, 2B	3	0	0	0	0	0	.167
Posey, C	4	0	0	0	0	2	.091
Burrell, LF	2	1	0	0	1	2	.222
Schierholtz, RF	0	0	0	0	0	0	.000
Ross, RF-LF	3	0	1	1	0	1	.444
Huff, 1B	3	0	1	1	0	0	.182
Uribe, 3B	3	0	0	0	0	0	.143
Rowand, CF	3	1	1	0	0	2	.333
Lopez, P	0	0	0	0	0	0	---
Wilson, P	0	0	0	0	0	0	---
Cain, P	2	0	0	0	0	2	.000
Torres, PH-CF	1	0	0	0	0	0	.100
<b>Totals</b>	<b>28</b>	<b>3</b>	<b>4</b>	<b>2</b>	<b>1</b>	<b>9</b>	---

E: Utley. LOB: PHI 7; SF 3. HR: None. SB: Victorino.

S: F. Sanchez. SF: None.

Phillies	IP	H	R	ER	BB	SO	NP	ERA
Hamels (L)	6.0	4	3	2	1	8	101	3.00
Contreras	2.0	0	0	0	0	1	24	0.00

Giants	IP	H	R	ER	BB	SO	NP	ERA
Cain (W)	7.0	2	0	0	3	5	119	0.00
Lopez	1.0	0	0	0	0	1	9	0.00
Wilson (SV)	1.0	1	0	0	0	1	11	0.00

HB: Ruiz by Cain; Victorino by Cain. WP: None.

Umpires: HP: Ted Barrett, 1B: Wally Bell, 2B: Jeff Nelson,

3B: Tom Hallion, LF: Derryl Cousins, RF: Dan Iassogna.

T: 2:39. A: 43,320.

## Wednesday, October 20


### Giants 6 – Phillies 5

**Game 4 at AT&T Park:** Juan Uribe put the Giants just one win away from the World Series after coming through with a walk-off sacrifice fly off Roy Oswalt with one out in the 9th inning to help the Giants take Game 4 by a 6-5 count and a 3-1 lead in the series...SF pushed the Phillies to the brink of elimination after **Aubrey Huff** singled with one out in the 9th, then took 3rd when **Buster Posey** singled for his 4th hit of the game...Uribe hit a medium-deep fly ball to left field where Ben Francisco had no chance to throw Huff out at home...Posey not only starred at the plate, but behind it as well, as he made a great play to save a run earlier in the game, handling a short hop from center fielder **Aaron Rowand** and tagging out Carlos Ruiz at the plate in the 5th...Posey had an RBI double in the 1st inning, a run-scoring single in the 3rd and a 7th inning double...rookie **Madison Bumgarner** struck out 6 in 4.2 innings...

**Game Notes:** **Buster Posey** became the 1st rookie in the San Francisco era and 2nd in club history to record 4 hits in a postseason game (also Freddy Lindstrom had 4 hits on Oct. 8, 1924 in Game 5 of the World Series against the Washington Senators)...only one other rookie catcher in ML history had 4 hits in a postseason game...on Oct. 10, 1946, Joe Garagiola had 4 knocks and 3 RBI to lead the Cardinals to a 12-3 win over the Red Sox at Fenway Park in Game 4 of the World Series (*Elias*)...Posey also became just the 5th rookie ever with at least 4 hits and 2 RBI in a postseason game...

**"I got butterflies. I got anxiety. I got a mini-ulcer developing, but it's all worth it. We never lost focus."**

—Brian Wilson



Buster Posey led the Giants' offense with a 4-for-5 night in Game 4, becoming just the fifth rookie ever with at least 4 hits and 2 RBI in a postseason game.

	1	2	3	4	5	6	7	8	9	R	H	E
Phillies	0	0	0	0	4	0	0	1	0	-	5	9
GIANTS	1	0	1	0	1	2	0	0	1	-	6	11

Phillies	AB	R	H	BI	BB	SO	AVG
Victorino, CF	4	1	1	1	1	2	.200
Utey, 2B	5	1	1	0	0	0	.133
Polanco, 3B	3	1	2	2	0	0	.286
Howard, 1B	2	1	1	0	2	1	.385
Werth, RF	3	0	1	1	0	0	.250
Rollins, SS	4	0	1	0	0	2	.267
Francisco, LF	4	1	1	0	0	2	.250
Ruiz, C	4	0	1	0	0	3	.231
Blanton, P	1	0	0	0	0	1	.000
Contreras, P	0	0	0	0	0	0	---
Brown, PH	1	0	0	0	0	0	.000
Durbin, P	0	0	0	0	0	0	---
Bastardo, P	0	0	0	0	0	0	---
Madson, P	0	0	0	0	0	0	---
Gload, PH	1	0	0	0	0	0	.000
Oswalt, P	0	0	0	0	0	0	.333
<b>Totals</b>	<b>32</b>	<b>5</b>	<b>9</b>	<b>4</b>	<b>3</b>	<b>11</b>	---

Giants	AB	R	H	BI	BB	SO	AVG
Renteria, SS	4	0	0	0	1	1	.083
Wilson, P	0	0	0	0	0	0	---
F. Sanchez, 2B	5	1	1	0	0	0	.235
Huff, 1B	5	2	3	1	0	1	.313
Posey, C	5	0	4	2	0	1	.313
Burrell, LF	2	1	0	0	2	0	.182
Romo, P	0	0	0	0	0	0	---
Uribe, SS	0	0	0	1	0	0	.143
Ross, RF-LF	3	1	1	0	0	0	.417
Sandoval, 3B	4	0	1	2	0	0	.250
Rowand, CF	2	0	0	0	0	1	.200
Casilla, P	0	0	0	0	0	0	---
Ishikawa, PH	1	0	0	0	0	1	.500
Lopez, P	0	0	0	0	0	0	---
Schierholtz, RF	1	0	0	0	0	1	.000
Bumgarner, P	1	0	0	0	0	1	.000
Torres, CF	2	1	1	0	1	0	.167
<b>Totals</b>	<b>35</b>	<b>6</b>	<b>11</b>	<b>6</b>	<b>4</b>	<b>7</b>	---

**E:** Rollins. **LOB:** PHI 6; SF 9. **HR:** None. **SB:** None. **S:** Blanton. **SF:** Uribe.

Phillies	IP	H	R	ER	BB	SO	NP	ERA
Blanton	4.2	5	3	3	1	3	63	5.79
Contreras	0.1	0	0	0	0	1	6	0.00
Durbin	1.0	2	2	2	2	1	38	18.00
Bastardo	0.1	1	0	0	0	0	10	0.00
Madson	1.2	1	0	0	1	2	32	0.00
Oswalt (L)	0.2	2	1	1	0	0	18	2.08

Giants	IP	H	R	ER	BB	SO	NP	ERA
Bumgarner	4.2	6	3	3	1	6	85	5.79
Casilla	1.1	1	1	1	1	2	30	5.40
Lopez	1.0	1	1	1	1	0	16	3.38
Romo	1.0	1	0	0	0	2	11	0.00
Wilson (W)	1.0	0	0	0	0	1	12	0.00

**HB:** Polanco by Bumgarner; Werth by Casilla; Ross by Blanton.

**WP:** Blanton 2, Casilla.

**Umpires:** **HP:** Wally Bell, **1B:** Jeff Nelson, **2B:** Tom Hallion,

**3B:** Derryl Cousins, **LF:** Dan Iassogna, **RF:** Ted Barrett.

**T:** 3:40. **A:** 43,515.

## Thursday, October 21


### Phillies 4 – Giants 2

**Game 5 at AT&T Park:** Roy Halladay, pitching with an injured right groin, defeated **Tim Lincecum** and the Giants 4-2 in Game 5 to send the series back to Philadelphia...the Phillies were sparked by a 3-run 3rd inning when Shane Victorino drove in the 1st of 2 runs that scored on a fielding error by 1st baseman **Aubrey Huff**...Victorino's grounder bounced off Huff's glove and wound up in center field as a pair of runs scored...Placido Polanco followed with an RBI single to push the Phillies' advantage to 3-1...the Giants had tying runs in scoring position in the 4th, 5th and 6th innings, but couldn't capitalize...San Francisco struck 1st when **Buster Posey** plated **Andres Torres** on an RBI groundout in the games opening frame...SF's only other run came on an RBI double from **Cody Ross** in the 4th to pull the Giants within one run, 3-2...Jayson Werth's solo home run in the 9th silenced the raucous crowd of 43,713...

**Game Notes:** **Tim Lincecum** struck out 29 batters in his 1st 3 postseason games, the 2nd-most by a pitcher in his 1st 3 career postseason contests, trailing only Bob Gibson (31)...the Phillies became just the 7th team in postseason history to defeat a multi-time Cy Young Award winner to avoid elimination in a postseason series...

"We just didn't play great fundamental baseball tonight. No doubt the error was big but we weren't able to get the big hit with runners in scoring position. If you'd have told us when the series started that we were going to be in this position I think we'd all take it. But we have to go out there and play like we've been playing all year."  
—Aubrey Huff

Andres Torres scored one of San Francisco's 2 runs in a 4-2 loss in Game 5.



	1	2	3	4	5	6	7	8	9		R	H	E
Phillies	0	0	3	0	0	0	0	0	1	-	4	6	1
GIANTS	1	0	0	1	0	0	0	0	0	-	2	7	2

Phillies	AB	R	H	BI	BB	SO	AVG
Victorino, CF	5	1	0	1	0	1	.150
Polanco, 3B	3	0	1	1	1	0	.294
Utley, 2B	4	0	1	0	0	1	.158
Howard, 1B	4	0	0	0	0	3	.294
Werth, RF	4	1	1	1	0	1	.250
Rollins, SS	4	0	1	0	0	1	.263
Ibanez, LF	4	1	2	0	0	1	.133
Ruiz, C	2	1	0	0	1	0	.200
Halladay, P	1	0	0	0	0	1	.333
Gload, PH	1	0	0	0	0	0	.000
Contreras, P	0	0	0	0	0	0	---
Romero, P	0	0	0	0	0	0	---
Madson, P	0	0	0	0	0	0	---
Francisco, PH	1	0	0	0	0	0	.200
Lidge, P	0	0	0	0	0	0	---
<b>Totals</b>	<b>33</b>	<b>4</b>	<b>6</b>	<b>3</b>	<b>2</b>	<b>9</b>	---

Giants	AB	R	H	BI	BB	SO	AVG
Torres, CF	3	1	2	0	1	0	.267
F. Sanchez, 2B	4	0	2	0	0	0	.286
Huff, 1B	4	0	0	0	0	0	.250
Posey, C	3	0	0	1	1	1	.263
Burrell, LF	4	1	1	0	0	2	.200
Ross, RF	4	0	1	1	0	3	.375
Sandoval, 3B	4	0	1	0	0	0	.250
Uribe, SS	4	0	0	0	0	1	.091
Lincecum, P	2	0	0	0	0	1	.000
Fontenot, PH	1	0	0	0	0	1	.143
Romo, P	0	0	0	0	0	0	---
Lopez, P	0	0	0	0	0	0	---
Ramirez, P	0	0	0	0	0	0	---
Affeldt, P	0	0	0	0	0	0	---
Ishikawa, PH	1	0	0	0	0	1	.333
<b>Totals</b>	<b>34</b>	<b>2</b>	<b>7</b>	<b>2</b>	<b>2</b>	<b>10</b>	---

E: Howard; Huff, Sandoval. LOB: PHI 6; SF 7. HR: Werth (off Ramirez). SB: Utley, Rollins 2. S: Halladay. SF: None.

Phillies	IP	H	R	ER	BB	SO	NP	ERA
Halladay (W)	6.0	6	2	2	2	5	108	4.15
Contreras	0.2	1	0	0	0	1	11	0.00
Romero	0.1	0	0	0	0	0	3	0.00
Madson	1.0	0	0	0	0	3	13	0.00
Lidge (SV)	1.0	0	0	0	0	1	10	0.00

Giants	IP	H	R	ER	BB	SO	NP	ERA
Lincecum (L)	7.0	4	3	2	1	7	104	3.21
Romo	0.1	0	0	0	1	0	9	0.00
Lopez	0.2	0	0	0	0	1	9	2.70
Ramirez	0.2	2	1	1	0	0	16	27.00
Affeldt	0.1	0	0	0	0	1	6	13.50

HB: Ruiz by Lincecum. WP: None.

Umpires: HP: Jeff Nelson, 1B: Tom Hallion, 2B: Derryl Cousins, 3B: Dan Iassogna, LF: Ted Barrett, RF: Wally Bell.

T: 3:15. A: 43,713.

## Saturday, October 23

### Giants 3 – Phillies 2

**Game 6 at Citizens Bank Park:** The Giants won the pennant for the 19th time in club history and for the 1st time since 2002 with their 3-2 victory over the Phillies at Citizens Bank Park...**Juan Uribe's** 2-out, tiebreaking solo home run in the 8th inning off Ryan Madson lifted the scrappy Giants and put them in position to win their 1st-ever World Series in San Francisco history...Phillies slugger Ryan Howard looked at a called 3rd strike from closer **Brian Wilson** with runners on 1st and 2nd to end the Phillies season...Wilson notched the final 5 outs for his 3rd save of the series...the Giants overcame a 2-0 deficit in the 1st inning, but tied it in the 3rd after **Jonathan Sanchez** and **Andres Torres** opened the frame with singles...**Freddy Sanchez** sacrificed them over to 2nd and 3rd before **Aubrey Huff** put the Giants on the board with a single to center, scoring Sanchez, however, Shane Victorino threw out Torres at the plate...Huff advanced to 2nd on the throw home and scored the tying run when 3rd baseman Placido Polanco made a throwing error to 1st on **Buster Posey's** slow roller...J. Sanchez worked just 2.0 innings, allowing a pair of runs on 3 hits, before handing the ball to the bullpen, which combined for 7.0 scoreless innings, including 2 each from **Jeremy Affeldt** and **Madison Bumgarner**...Uribe, who hit a game-ending sacrifice fly to give the Giants a 3-1 series lead in Game 4, drove an opposite-field homer that barely cleared the right-field wall in the 8th, sending the Giants' dugout into a frenzy...Wilson entered the game after **Tim Lincecum** allowed consecutive one-out singles in the 8th inning...Wilson got Carlos Ruiz to lineout into a double-play to escape the frame and then he made it interesting in the 9th, issuing walks to Jimmy Rollins and Chase Utley, before striking out Howard to end the game...

**Game Notes:** **Cody Ross** was named the MVP of the NLCS, becoming just the 4th player in Giants history to take home NLCS MVP honors (also Jeffrey Leonard in 1987, Will Clark in 1989 and Benito Santiago in 2002)...**Juan Uribe** became the 1st Giant to hit a go-ahead home run in the 8th inning or later of a postseason game since Benito Santiago in the 2002 NLCS...those are the only 2 players to do that since the team moved West in 1958...Uribe also became just the 7th player to record a pair of winning RBI in the same postseason series, with both coming in the 8th inning or later...the Giants became the 3rd team to win a Game 6 or 7 by one run on the road to clinch a postseason series, joining the 1986 Mets and 1997 Indians (*Elias*)...

**"We had such a diversity of contributions from everybody. Not bad for a bunch of castoffs and misfits."**  
—Bruce Bochy, Giants Manager

**"I'm speechless, just breathless. It's a great opportunity to see what we can do on a bigger stage."**  
—Brian Sabean, Giants General Manager

	1	2	3	4	5	6	7	8	9	R	H	E
<b>GIANTS</b>	0	0	2	0	0	0	0	1	0	-	3	13
<b>Phillies</b>	2	0	0	0	0	0	0	0	0	-	2	8

Giants	AB	R	H	BI	BB	SO	AVG
Torres, CF	5	0	3	0	0	2	.350
Rowand, CF	0	0	0	0	0	0	.200
F. Sanchez, 2B	4	0	3	0	0	1	.360
Huff, 1B	4	1	1	1	1	2	.250
Posey, C	4	0	0	0	1	1	.217
Burrell, LF	4	0	1	0	0	1	.211
Lincecum, P	0	0	0	0	0	0	.000
Wilson, P	1	0	0	0	0	0	.000
Ross, RF-LF	4	0	1	0	0	0	.350
Uribe, 3B	3	1	2	1	0	0	.214
Renteria, SS	4	0	0	0	0	1	.063
J. Sanchez, P	1	1	1	0	0	0	.333
Affeldt, P	0	0	0	0	0	0	---
Fontenot, PH	1	0	1	0	0	0	.250
Bumgarner, P	0	0	0	0	0	0	.000
Ishikawa, PH	1	0	0	0	0	1	.250
Lopez, P	0	0	0	0	0	0	---
Schierholtz, RF	1	0	0	0	0	1	.000
<b>Totals</b>	<b>37</b>	<b>3</b>	<b>13</b>	<b>2</b>	<b>2</b>	<b>10</b>	---

Phillies	AB	R	H	BI	BB	SO	AVG
Rollins, SS	4	0	1	0	1	1	.261
Polanco, 3B	3	1	0	0	2	0	.250
Valdez, PR	0	0	0	0	0	0	---
Utley, 2B	3	1	1	1	1	0	.182
Howard, 1B	5	0	2	0	0	3	.318
Werth, RF	2	0	0	1	1	1	.222
Victorino, CF	4	0	2	0	0	0	.208
Ibanez, LF	4	0	2	0	0	0	.211
Ruiz, C	3	0	0	0	0	1	.167
Oswalt, P	2	0	0	0	0	0	.200
Francisco, PH	1	0	0	0	0	1	.167
Madson, P	0	0	0	0	0	0	---
Lidge, P	0	0	0	0	0	0	---
Gload, PH	1	0	0	0	0	0	.000
<b>Totals</b>	<b>32</b>	<b>2</b>	<b>8</b>	<b>2</b>	<b>5</b>	<b>7</b>	---

**E:** Polanco. **LOB:** SF 11; PHI 11. **HR:** Uribe (off Madson).  
**SB:** None. **S:** F. Sanchez; Ruiz. **SF:** Werth.

Giants	IP	H	R	ER	BB	SO	NP	ERA
J. Sanchez	2.0	3	2	2	2	1	50	4.50
Affeldt	2.0	0	0	0	0	2	26	3.38
Bumgarner	2.0	3	0	0	1	1	26	4.05
Lopez (W)	1.0	0	0	0	0	1	12	2.08
Lincecum	0.1	2	0	0	0	1	16	3.14
Wilson (SV)	1.2	0	0	0	2	1	26	0.00

Phillies	IP	H	R	ER	BB	SO	NP	ERA
Oswalt	6.0	9	2	1	0	5	99	1.84
Madson (L)	2.0	2	1	1	1	3	32	1.35
Lidge	1.0	2	0	0	1	2	17	0.00

**HB:** Uribe by Oswalt; Utley by J. Sanchez. **WP:** J. Sanchez.  
**Umpires:** **HP:** Tom Hallion, **1B:** Derryl Cousins, **2B:** Dan Iassogna, **3B:** Ted Barrett, **LF:** Wally Bell, **RF:** Jeff Nelson.  
**T:** 3:41. **A:** 46,062.

# 2010 Giants Championship Series Batting Statistics

PLAYER	AVG	G	AB	R	H	TB	2B	3B	HR	RBI	SH	SF	HP	BB	IBB	SO	SB	CS	DP	GI									
																				E	SLG	OBP	AB	H	HR	RBI			
Burrell,P	.211	6	19	3	4	6	2	0	0	1	0	0	0	3	0	7	0	0	0	0	.316	.318	0	0	0	0			
Fontenot,M	.250	4	8	0	2	2	0	0	0	0	0	0	0	1	0	2	1	0	0	1	.250	.333	2	1	0	0			
Huff,A	.250	6	24	3	6	6	0	0	0	3	0	0	0	1	1	3	0	0	0	1	.250	.280	0	0	0	0			
Ishikawa,T	.250	5	4	0	1	1	0	0	0	0	0	0	1	0	0	3	0	0	0	0	.250	.400	4	1	0	0			
+Posey,B	.217	6	23	1	5	7	2	0	0	3	0	0	0	3	1	7	0	0	0	0	.304	.308	0	0	0	0			
Renteria,E	.063	4	16	1	1	1	0	0	0	0	0	0	0	1	0	2	0	0	1	0	.063	.118	0	0	0	0			
Ross,C	.350	6	20	4	7	19	3	0	3	5	0	0	1	2	0	5	0	0	1	0	.950	.435	0	0	0	0			
Rowand,A	.200	3	5	1	1	2	1	0	0	0	0	0	0	0	0	3	0	0	0	0	.400	.200	0	0	0	0			
Sanchez,F	.360	6	25	1	9	10	1	0	0	1	2	0	0	0	0	3	0	0	0	0	.400	.360	0	0	0	0			
Sandoval,P	.250	3	8	0	2	3	1	0	0	2	0	0	0	1	0	0	0	0	1	1	.375	.333	0	0	0	0			
RIGHT	.000	0	0	0	0	0	0	0	0	0	0	0	0	0	0	0	0	0	0	.000	.000	0	0	0	0				
LEFT	.250	8	2	3	1	0	0	0	2	0	0	0	1	0	0	0	0	0	1	.375	.333	0	0	0	0				
Schierholtz,N	.000	4	3	1	0	0	0	0	0	0	0	0	0	0	0	3	0	0	0	0	.000	.000	0	0	0	0			
Torres,A	.350	6	20	2	7	7	0	0	0	0	0	0	0	2	0	8	0	1	0	0	.350	.409	1	0	0	0			
RIGHT	.000	0	0	0	0	0	0	0	0	0	0	0	0	0	0	0	0	0	0	.000	.000	0	0	0	0				
LEFT	.350	20	7	7	0	0	0	0	0	0	0	0	0	2	0	8	0	0	0	.350	.409	1	0	0	0				
Uribe,J	.214	5	14	1	3	6	0	0	1	3	0	1	1	0	0	2	0	0	0	0	.429	.250	0	0	0	0			
Whiteside,E	.000	0	0	0	0	0	0	0	0	0	0	0	0	0	0	0	0	0	0	0	.000	.000	0	0	0	0			
+Bumgarner,M	.000	2	1	0	0	0	0	0	0	0	0	0	0	0	0	1	0	0	0	0	.000	.000	0	0	0	0			
Cain,M	.000	1	2	0	0	0	0	0	0	0	0	0	0	0	0	2	0	0	0	0	.000	.000	0	0	0	0			
Lincecum,T	.000	3	5	0	0	0	0	0	0	0	0	0	0	0	0	3	0	0	0	0	.000	.000	0	0	0	0			
Sanchez,J	.333	2	3	1	1	1	0	0	0	0	0	0	0	0	0	2	0	0	0	0	.333	.333	0	0	0	0			
Wilson,B	.000	4	1	0	0	0	0	0	0	0	0	0	0	0	0	0	0	0	0	0	.000	.000	0	0	0	0			
GIANTS	.244	6	201	19	49	71	10	0	4	18	2	1	3	14	2	56	1	1	3	3	.353	.301	7	2	0	0			
OPPONENTS	.216	6	190	20	41	61	11	0	3	18	4	2	7	21	4	56	7	1	3	3	.321	.314	9	0	0	0			

# 2010 Giants Championship Series Pitching Statistics

PITCHER	W	L	ERA	G	GS	CG	GF	SHO	SV	IP	H	R	ER	HR	HB	BB	IBB	SO	WP	BK	AVG
Affeldt, J L	0	0	3.38	3	0	0	1	0	0	2.2	0	1	1	0	0	1	1	4	0	0	.000
+Bumgarner, M L	0	0	4.05	2	1	0	0	0	0	6.2	9	3	3	0	1	2	1	7	0	0	.360
Cain, M R	1	0	0.00	1	1	0	0	0	0	7.0	2	0	0	0	2	3	0	5	0	0	.087
Casilla, S R	0	0	5.40	2	0	0	0	0	0	1.2	2	1	1	0	1	1	1	2	1	0	.286
Lincecum, T R	1	1	3.14	3	2	0	0	0	0	14.1	12	6	5	2	1	4	0	16	0	0	.226
Lopez, J L	1	0	2.08	5	0	0	0	0	0	4.1	1	1	1	0	0	1	0	4	0	0	.077
Mota, G R	0	0	---	0	0	0	0	0	0	0.0	0	0	0	0	0	0	0	0	0	0	.000
Ramirez, R R	0	0	27.00	2	0	0	0	0	0	1.0	3	3	3	1	0	1	1	0	0	0	.500
Romo, S R	0	0	0.00	3	0	0	1	0	0	2.1	2	0	0	0	0	1	0	3	0	0	.222
Sanchez, J L	0	1	4.50	2	2	0	0	0	0	8.0	8	5	4	0	1	5	0	8	1	0	.258
Wilson, B R	1	0	0.00	4	0	0	4	0	3	5.0	2	0	0	0	1	2	0	7	0	0	.133
<b>GIANTS</b>	<b>4</b>	<b>2</b>	<b>3.06</b>	<b>6</b>	<b>6</b>	<b>0</b>	<b>6</b>	<b>1</b>	<b>3</b>	<b>53.0</b>	<b>41</b>	<b>20</b>	<b>18</b>	<b>3</b>	<b>7</b>	<b>21</b>	<b>4</b>	<b>56</b>	<b>2</b>	<b>0</b>	<b>.216</b>
<b>OPPONENTS</b>	<b>2</b>	<b>4</b>	<b>3.08</b>	<b>6</b>	<b>6</b>	<b>0</b>	<b>6</b>	<b>0</b>	<b>1</b>	<b>52.2</b>	<b>49</b>	<b>19</b>	<b>18</b>	<b>4</b>	<b>3</b>	<b>14</b>	<b>2</b>	<b>56</b>	<b>2</b>	<b>0</b>	<b>.244</b>

+Rookie



The Giants celebrate their 3-2 win over the Phillies to advance to the World Series for the first time since 2002.

# 2010 WORLD SERIES

## SAN FRANCISCO GIANTS vs. TEXAS RANGERS

(Giants win series, 4 games to 1)

Wednesday, October 27

Giants 11 – Rangers 7

**Game 1 at AT&T Park:** San Francisco's bats were on fire as they battered Cliff Lee and the Rangers' bullpen with an 11-7 victory in the opening game of the 2010 World Series... what looked to be a pitchers' duel between Lee and **Tim Lincecum** turned out to be an offensive outburst by both teams...**Freddy Sanchez** finished with 4 of the Giants' 14 hits...**Aubrey Huff** went 3-for-4 with an RBI and **Juan Uribe** capped a 6-run 5th inning with a 3-run home run, which set off the fog horn and blasts from water cannons out in right field...the Giants had gotten through the 1st two rounds of the playoffs with their dominant pitching and their ability to win close, low-scoring games, however, it didn't happen on this night...Lincecum was touched for 4 runs on 8 hits in just 5.2 innings, his shortest start of the postseason... Lee had entered the game just one win shy of matching the record for the best start to a postseason career, however, was tagged for 7 runs on 8 hits in 4.2 innings...

**Game Notes:** **Freddy Sanchez** became the 1st player to hit a double in each of his 1st 3 Series at-bats...his 4 hits matched a World Series single-game record, done 8 times previously...the last time the Giants had scored 6 runs in an inning during the postseason was in the 1937 World Series...SF's 11 runs were tied for 3rd-most in Giants World Series history...**Buster Posey** became just the 2nd rookie catcher in World Series history to bat 3rd in the lineup, joining Yogi Berra, who hit 3rd for the New York Yankees as a rookie in the 1947 World Series against Brooklyn...

"You never think you're going to have success against a pitcher (Cliff Lee) like that. He's one of the best pitchers in the game, been unhittable in the postseason."

—Freddy Sanchez



Freddy Sanchez's 4 hit and 3 RBI performance sparked the Giants' 11-7 win over the Rangers in Game 1 of the World Series.

	1	2	3	4	5	6	7	8	9	R	H	E
Rangers	1	1	0	0	0	2	0	0	3	-	7	11
GIANTS	0	0	2	0	6	0	0	3	x	-	11	14

Rangers	AB	R	H	BI	BB	SO	AVG
Andrus, SS	3	2	1	1	1	1	.333
Young, 3B	4	0	0	0	1	0	.000
Hamilton, CF	4	1	0	0	1	0	.000
Guerrero, RF	4	0	1	2	0	1	.250
Cruz, LF	5	0	1	2	0	1	.200
Kinsler, 3B	4	1	1	0	1	0	.250
Molina, C	4	2	2	1	0	1	.500
Moreland, 1B	3	0	2	0	0	1	.667
Cantu, PH-1B	1	0	0	0	0	0	.000
Lee, P	2	0	1	0	0	0	.500
O'Day, P	0	0	0	0	0	0	---
Murphy, PH	1	0	1	1	0	0	1.000
Ogando, P	0	0	0	0	0	0	---
Lowe, P	0	0	0	0	0	0	---
Kirkman, P	0	0	0	0	0	0	---
Borbon, PH	1	1	1	0	0	0	1.000
<b>Totals</b>	<b>36</b>	<b>7</b>	<b>11</b>	<b>7</b>	<b>4</b>	<b>5</b>	<b>---</b>

Giants	AB	R	H	BI	BB	SO	AVG
Torres, CF	4	2	1	0	0	2	.250
F. Sanchez, 2B	5	2	4	3	0	0	.800
Posey, C	5	0	1	1	0	2	.200
Burrell, LF	3	1	0	0	1	3	.000
Schierholtz, RF	1	0	1	1	0	0	1.000
Ross, RF-LF	5	1	1	1	0	2	.200
Huff, 1B	4	1	3	1	0	0	.750
Ramirez, P	0	0	0	0	0	0	---
Affeldt, P	0	0	0	0	0	0	---
Wilson, P	0	0	0	0	0	0	---
Uribe, 3B	4	1	1	3	0	3	.250
Renteria, SS	3	2	1	0	0	0	.333
Lincecum, P	3	0	0	0	0	0	.000
Casilla, P	0	0	0	0	0	0	---
Romo, P	0	0	0	0	0	0	---
Lopez, P	0	0	0	0	0	0	---
Ishikawa, PH-1B	1	1	1	1	0	0	1.000
<b>Totals</b>	<b>38</b>	<b>11</b>	<b>14</b>	<b>11</b>	<b>1</b>	<b>12</b>	<b>---</b>

E: Andrus, Guerrero 2; Young; Huff; Ishikawa. LOB: TEX 8; SF 6.

HR: Uribe (off O'Day). SB: None. S: None. SF: Andrus, Guerrero.

Rangers	IP	H	R	ER	BB	SO	NP	ERA
Lee (L)	4.2	8	7	6	1	7	104	11.57
O'Day	0.1	1	1	1	0	1	13	27.00
Ogando	2.0	1	0	0	0	4	25	0.00
Lowe	0.2	3	3	3	0	0	23	40.50
Kirkman	0.1	1	0	0	0	0	5	0.00

Giants	IP	H	R	ER	BB	SO	NP	ERA
Lincecum (W)	5.2	8	4	4	2	3	93	6.35
Casilla	1.1	0	0	0	0	1	19	0.00
Romo	0.2	1	0	0	0	1	7	0.00
Lopez	0.1	0	0	0	0	0	2	0.00
Ramirez	0.1	1	2	2	1	0	12	54.00
Affeldt	0.0	0	1	1	1	0	6	---
Wilson	0.2	1	0	0	0	0	11	0.00

HB: Torres by Lee; Renteria by O'Day. WP: Affeldt.

Umpires: HP: John Hirschbeck, 1B: Sam Holbrook, 2B: Bill Miller, 3B: Mike Winters, LF: Jeff Kellogg, RF: Gary Darling. T: 3:36. A: 43,601.

## Thursday, October 28

### Giants 9 – Rangers 0

**Game 2 at AT&T Park:** Matt Cain stymied the Rangers' offense and **Edgar Renteria** homered and drove in 3 runs as the Giants took a commanding 2-0 Series lead with a 9-0 victory in Game 2...San Francisco improved to 11-0 against Texas at AT&T Park...of the 51 teams to take a 2-0 lead in the World Series, 40 have won it all, including 13 of the past 14 occasions...Cain, who pitched 7.2-scoreless innings, allowed only one unearned run in 21.1 innings over his 3 postseason starts to join Christy Mathewson (1905) and Carl Hubbell (1933), the Yankees' Waite Hoyt (1921) and Detroit's Kenny Rogers (2006) as the only pitchers to allow no unearned runs in 20-or-more innings in a single postseason...Renteria smacked a solo home run into the left-field bleachers off LHP C.J. Wilson to break a scoreless tie in the 5th inning and then added a 2-run single during a 7-run 8th inning after the Rangers bullpen lost the strike zone and issued 4-straight 2-out walks in the 8th inning which let the game get out of control...

**Game Notes:** The 9-0 shutout was the largest in a World Series game since the Royals 11-0 win over the Cardinals in Game 7 of the 1985 World Series...it was also tied for the 2nd-largest by an NL team...the Giants scored 7 runs in the 8th inning, all with 2 outs...according to *Elias*, only one other team has scored at least 7 2-out runs in an inning in a World Series game (Red Sox in Game 1 of the 2007 World Series scored 7 in the 5th inning)...

**"We've put ourselves in a good situation. We've just got to take that confidence and some of the good approaches that we've had in these last two games and take them down to Texas with us."**

*—Matt Cain, who didn't allow an earned run in the postseason.*



Edgar Renteria homered and drove in 3 runs in SF's 9-0 blanking of Texas in Game 2. Renteria was later named the World Series MVP after batting .412 with 2 HRs and 6 RBI.

	1	2	3	4	5	6	7	8	9	R	H	E
Rangers	0	0	0	0	0	0	0	0	0	0	4	0
GIANTS	0	0	0	0	1	0	1	7	x	9	8	0

Rangers	AB	R	H	BI	BB	SO	AVG
Andrus, SS	3	0	0	0	1	0	.167
Young, 3B	4	0	1	0	0	0	.125
Hamilton, CF	4	0	1	0	0	0	.125
Cruz, RF	4	0	0	0	0	2	.111
Kinsler, 2B	4	0	1	0	0	0	.250
Murphy, LF	3	0	0	0	1	0	.250
Treanor, C	3	0	0	0	0	0	.000
Francoeur, PH	1	0	0	0	0	0	.000
Moreland, 1B	2	0	1	0	1	0	.600
C.J. Wilson, P	1	0	0	0	0	0	.000
Oliver, P	0	0	0	0	0	0	---
Borbon, PH	1	0	0	0	0	0	.500
O'Day, P	0	0	0	0	0	0	---
Holland, P	0	0	0	0	0	0	---
Lowe, P	0	0	0	0	0	0	---
Kirkman, P	0	0	0	0	0	0	---
<b>Totals</b>	<b>30</b>	<b>0</b>	<b>4</b>	<b>0</b>	<b>3</b>	<b>2</b>	<b>---</b>

Giants	AB	R	H	BI	BB	SO	AVG
Torres, CF	5	0	1	1	0	1	.222
F. Sanchez, 2B	5	0	0	0	0	2	.400
Posey, C	4	1	1	0	0	2	.222
Burrell, LF	2	0	0	0	1	1	.000
Schierholtz, RF	0	1	0	0	1	0	1.000
Ross, RF-LF	2	2	1	0	2	0	.286
Huff, 1B	3	1	0	1	1	0	.429
Uribe, 3B	3	1	1	2	1	1	.286
Renteria, SS	4	2	2	3	0	1	.429
Cain, P	3	0	1	0	0	1	.333
Lopez, P	0	0	0	0	0	0	---
Fontenot, PH	0	0	0	0	0	0	---
Rowand, PH	1	1	1	2	0	0	1.000
Mota, P	0	0	0	0	0	0	---
<b>Totals</b>	<b>32</b>	<b>9</b>	<b>8</b>	<b>9</b>	<b>6</b>	<b>9</b>	<b>---</b>

E: None. LOB: TEX 7; SF 5. HR: Renteria (off Wilson).

SB: Andrus. S: C. Wilson. SF: None.

Rangers	IP	H	R	ER	BB	SO	NP	ERA
Wilson (L)	6.0	3	2	2	2	4	101	3.00
Oliver	1.0	1	0	0	0	2	11	0.00
O'Day	0.2	1	1	1	0	2	16	18.00
Holland	0.0	0	3	3	3	0	13	---
Lowe	0.0	1	2	2	1	0	14	67.50
Kirkman	0.1	2	1	1	0	1	12	13.50

Giants	IP	H	R	ER	BB	SO	NP	ERA
Cain (W)	7.2	4	0	0	2	2	102	0.00
Lopez	0.1	0	0	0	0	0	2	0.00
Mota	1.0	0	0	0	1	0	19	0.00

HB: None. WP: Cain.

Umpires: HP: Sam Holbrook, 1B: Bill Miller, 2B: Mike Winters, 3B: Jeff Kellogg, LF: Gary Darling, RF: John Hirschbeck.

T: 3:17. A: 43,622.

## Saturday, October 30 Rangers 4 – Giants 2

**Game 3 at Rangers Ballpark in Arlington:** The Giants dropped Game 3 of the Series by a 4-2 count as Mitch Moreland and Josh Hamilton powered the Rangers to their 1st-ever World Series victory that took the franchise 50 years to achieve...Moreland hit a 3-run home run off **Jonathan Sanchez** and Hamilton launched a solo shot in the lower deck in right-center field in the 5th inning... Sanchez, who pitched just 2.0 innings in his previous start in the LCS against the Phillies, gave up 4 runs on 6 hits in just 4.2 innings...SF's only 2 runs came on solo homers from **Cody Ross** in the 7th and **Andres Torres** in the 8th...

**Game Notes:** **Cody Ross** extended his postseason hit streak to 10 games, tied for 2nd-longest in Giants history (Irish Meusel 11, Alvin Dark 10)...**Pat Burrell** became the 6th position player with 4 strikeouts in 4 plate appearances in a World Series game...the others: Josh Devore (1911 Giants), Mickey Mantle (1953 Yankees), Devon White (1997 Marlins), Brad Hawpe (2007 Rockies) and Ryan Howard (2009 Phillies)...

**"You've got to come in tomorrow, have a positive mindset, put your work in and take something positive into the game."**

—Pat Burrell

**"We stayed away from Moreland the whole at-bat. We tried to come in. I'll take as much blame as him for that. I thought it was a good pitch to call. The guy put a good swing on it."**

—Buster Posey



Aubrey Huff collected one of San Francisco's 5 hits in their 4-2 loss to Texas in Game 3 in Arlington.

	1	2	3	4	5	6	7	8	9	R	H	E
<b>GIANTS</b>	0	0	0	0	0	0	1	1	0	-	2	5
<b>Rangers</b>	0	3	0	0	1	0	0	0	x	-	4	8

<b>Giants</b>	AB	R	H	BI	BB	SO	AVG
Torres, CF	4	1	1	1	0	0	.231
F. Sanchez, 2B	4	0	1	0	0	0	.357
Huff, 1B	3	0	1	0	0	0	.400
Posey, C	3	0	1	0	1	1	.250
Burrell, LF	4	0	0	0	0	4	.000
Ross, RF	3	1	1	1	1	0	.300
Uribe, 3B	4	0	0	0	0	1	.182
Sandoval, DH	3	0	0	0	0	1	.000
Renteria, SS	3	0	0	0	0	1	.300
<b>Totals</b>	<b>31</b>	<b>2</b>	<b>5</b>	<b>2</b>	<b>2</b>	<b>8</b>	<b>---</b>

<b>Rangers</b>	AB	R	H	BI	BB	SO	AVG
Andrus, SS	4	0	2	0	0	1	.300
Young, 3B	4	0	2	0	0	0	.250
Hamilton, CF	4	1	1	1	0	0	.167
Guerrero, DH	3	0	0	0	1	0	.143
Cruz, LF	4	1	1	0	0	0	.154
Kinsler, 2B	4	0	1	0	0	2	.250
Francoeur, RF	2	0	0	0	1	1	.000
Molina, C	1	1	0	0	2	0	.400
Moreland, 1B	3	1	1	3	0	0	.500
<b>Totals</b>	<b>29</b>	<b>4</b>	<b>8</b>	<b>4</b>	<b>4</b>	<b>4</b>	<b>---</b>

**E:** Renteria. **LOB:** SF 5; TEX 5. **HR:** Torres (off Lewis), Ross (off Lewis); Hamilton (off Sanchez), Moreland (off Sanchez).

**SB:** Kinsler. **S:** None. **SF:** None.

<b>Giants</b>	IP	H	R	ER	BB	SO	NP	ERA
J. Sanchez (L)	4.2	6	4	4	3	3	72	7.71
Mota	1.1	1	0	0	1	0	21	0.00
Affeldt	1.1	1	0	0	0	0	15	6.75
Ramirez	0.2	0	0	0	0	1	7	18.00

<b>Rangers</b>	IP	H	R	ER	BB	SO	NP	ERA
Lewis (W)	7.2	5	2	2	2	6	103	2.35
O'Day	0.1	0	0	0	0	0	7	13.50
Feliz (SV)	1.0	0	0	0	0	2	13	0.00

**HB:** Huff by Lewis. **WP:** None.

**Umpires:** **HP:** Bill Miller, **1B:** Mike Winters, **2B:** Jeff Kellogg, **3B:** Gary Darling, **LF:** John Hirschbeck, **RF:** Sam Holbrook.

**T:** 2:51. **A:** 52,419.

## Sunday, October 31

### Giants 4 – Rangers 0

**Game 4 at Rangers Ballpark in Arlington:** 21-year-old rookie **Madison Bumgarner** became the 4th-youngest rookie to win a Series game and the youngest to pitch at least 8.0-shutout innings as he and the Giants blanked the Rangers 4-0 in Game 4... Bumgarner etched his name into World Series lore, holding Texas to just 3 hits over 8.0-scoreless frames... he did not permit a runner past 1st base until the 7th when facing his only jam of the night, retiring Ian Kinsler on a fly ball to strand 2 runners and preserve San Francisco's 3-0 lead... he became the 5th-youngest pitcher to start a World Series game and the youngest since Fernando Valenzuela in 1981... backing Bumgarner were the 1st career postseason home runs by **Aubrey Huff** (2-run shot in the 3rd) and **Buster Posey** (solo shot in the 8th)... **Andres Torres** and **Edgar Renteria** each contributed with 3 hits and the Giants put themselves in position to make franchise history, needing just 1 more win to bring a championship to San Francisco for the 1st time...

**Game Notes:** The Giants' 4 shutouts in the postseason tied the 1998 Yankees and 1905 New York Giants for the most in a single postseason in Major-League history... SF became the 1st team to post 2 shutouts in a World Series since Baltimore threw 3-straight to close out the Dodgers in 1966... the rookie battery of **Madison Bumgarner** and **Buster Posey** became the 1st rookie battery to start a World Series game since Yankees right-hander Spec Shea started Game 1 of the 1947 World Series against the Brooklyn Dodgers with Yogi Berra as his catcher... Bumgarner is the 2nd-youngest pitcher to pitch at least 8.0-scoreless innings in any postseason game... he is also just the 4th rookie pitcher to start a World Series game for the Giants, and the 1st since Cliff Melton started Game 5 of the 1937 WS against the Yankees...

"I try to tell myself all the time just to relax and take deep breaths, control the breathing. It helps me relax and stay calm and act like it's not a big deal. Obviously it is, it's the World Series. Just tried to go out there and relax, and it's worked out."

—Madison Bumgarner



Madison Bumgarner became the youngest left-hander in history to throw at least 8.0-scoreless innings in a World Series start.

	1	2	3	4	5	6	7	8	9		R	H	E
GIANTS	0	0	2	0	0	0	1	1	0	-	4	8	1
Rangers	0	0	0	0	0	0	0	0	0	-	0	3	0

<b>Giants</b>	<b>AB</b>	<b>R</b>	<b>H</b>	<b>BI</b>	<b>BB</b>	<b>SO</b>	<b>AVG</b>
Torres, CF	5	1	3	1	0	0	.333
F. Sanchez, 2B	4	0	0	0	0	0	.278
Huff, DH	4	1	1	2	0	1	.357
Posey, C	4	1	1	1	0	1	.250
Ross, LF	3	0	0	0	1	1	.231
Uribe, 3B	4	0	0	0	0	0	.133
Ishikawa, 1B	3	0	0	0	1	1	.250
Renteria, SS	4	1	3	0	0	1	.429
Schierholtz, RF	4	0	0	0	0	1	.200
<b>Totals</b>	<b>35</b>	<b>4</b>	<b>8</b>	<b>4</b>	<b>2</b>	<b>6</b>	<b>---</b>

<b>Rangers</b>	<b>AB</b>	<b>R</b>	<b>H</b>	<b>BI</b>	<b>BB</b>	<b>SO</b>	<b>AVG</b>
Andrus, SS	3	0	0	0	1	0	.231
Young, 3B	4	0	1	0	0	2	.250
Hamilton, CF	4	0	0	0	0	1	.125
Guerrero, DH	3	0	0	0	0	3	.100
Cruz, LF	3	0	1	0	0	0	.188
Kinsler, 2B	2	0	0	0	1	0	.214
Francoeur, RF	3	0	0	0	0	0	.000
Molina, C	3	0	0	0	0	0	.250
Moreland, 1B	3	0	1	0	0	2	.455
<b>Totals</b>	<b>28</b>	<b>0</b>	<b>3</b>	<b>0</b>	<b>2</b>	<b>8</b>	<b>---</b>

**E:** Uribe. **LOB:** SF 6; TEX 3. **HR:** Huff (off Hunter), Posey (off O'Day). **SB:** Torres. **S:** None. **SF:** None.

<b>Giants</b>	<b>IP</b>	<b>H</b>	<b>R</b>	<b>ER</b>	<b>BB</b>	<b>SO</b>	<b>NP</b>	<b>ERA</b>
Bumgarner (W)	8.0	3	0	0	2	6	106	0.00
Wilson	1.0	0	0	0	0	2	11	0.00

<b>Rangers</b>	<b>IP</b>	<b>H</b>	<b>R</b>	<b>ER</b>	<b>BB</b>	<b>SO</b>	<b>NP</b>	<b>ERA</b>
Hunter (L)	4.0	5	2	2	1	1	83	4.50
Ogando	1.2	0	0	0	0	2	19	0.00
Oliver	1.2	2	1	1	0	2	20	3.38
O'Day	0.2	1	1	1	0	0	19	13.50
Holland	1.0	0	0	0	1	1	20	27.00

**HB:** None. **WP:** None.

**Umpires:** **HP:** Mike Winters, **1B:** Jeff Kellogg, **2B:** Gary Darling, **3B:** John Hirschbeck, **LF:** Sam Holbrook, **RF:** Bill Miller.

**T:** 3:09. **A:** 51,920.

## Monday, November 1 Giants 3 – Rangers 1

**Game 5 at Rangers Ballpark in Arlington:** The Giants won their 6th World Championship and 1st since they moved from New York to San Francisco in 1958 with a 3-1 victory over the Texas Rangers in Game 5 to capture the 106th Fall Classic, 4 games to 1...it marked the club's 1st World Series win since 1954, ending the Majors' 3rd-longest drought without a Championship, leaving the Cubs (102 years) and Indians (62 years) as the top 2 teams now with the longest current dry spell...**Tim Lincecum** and Series MVP **Edgar Renteria** helped deliver the title as Lincecum outdueled Cliff Lee in a game that was scoreless until Renteria hit a 3-run home run with 2 outs in the 7th inning...Lincecum defeated Lee for the 2nd time in a week, allowing just 3 hits over 8.0 innings while recording 10 strikeouts...his only run allowed came on a solo homer from Nelson Cruz...Lincecum's 10 strikeouts tied the all-time record for most Ks in a World Series-clinching game and he became the 1st pitcher to accomplish the feat since Bob Gibson in 1967...**Cody Ross** and **Juan Uribe** both singled to open the 7th inning before **Aubrey Huff** layed down the 1st sacrifice bunt of his career to advance the runners...after Lee struck out **Pat Burrell**, Renteria stepped to the plate and sent a 2-0 pitch over the left-center field wall silencing a sold out crowd of 52,045...**Brian Wilson** was summoned for the 9th...he retired Josh Hamilton on a called 3rd strike, for the 1st out...he then got Vladimir Guerrero on a grounder to shortstop and then struck out Cruz to cap the best season in San Francisco Giants history...

**Game Notes:** The Giants won 6 games in the postseason scoring 3 runs-or-fewer, tying the 1972 Athletics for the most such wins in a single postseason...**Tim Lincecum** won his 4th game of the postseason, passing Christy Mathewson (1905) for the most wins by a Giants starter in a single postseason...the only other Giants starters to win 2 games in a World Series are Mathewson (1905), Rube Marquard (1912), Carl Hubbell (1933) and Phil Douglas (1921)...Lincecum became the 4th NL pitcher with at least 10 strikeouts, allowing 3 hits or fewer and 1 earned run or fewer in a World Series game...**Edgar Renteria**, who hit a walk-off RBI single in Game 7 of the 1997 World Series, became the 4th player in World Series history to have a game-winning RBI in 2 clinching games, joining 3 Hall of Famers: Lou Gehrig, Joe DiMaggio and Yogi Berra...Renteria was selected as the unanimous 2010 World Series Most Valuable Player Presented by Chevrolet...Renteria, who was 1-for-3 with a 3-run homer in Game 5, finished the series with a .412 batting average (7-for-17) with 2 HRs, 6 RBI and 6 runs scored...Lincecum also earned the Babe Ruth Award for the best postseason performance...

	1	2	3	4	5	6	7	8	9	R	H	E
GIANTS	0	0	0	0	0	0	3	0	0	-	3	7
Rangers	0	0	0	0	0	0	1	0	0	-	1	3

Giants	AB	R	H	BI	BB	SO	AVG
Torres, RF	4	0	1	0	0	1	.318
F. Sanchez, 2B	4	0	1	0	0	0	.273
Posey, C	4	0	2	0	0	0	.300
Ross, LF	4	1	1	0	0	1	.235
Uribe, 3B	4	1	1	0	0	2	.158
Huff, 1B	3	0	0	0	0	0	.294
Burrell, DH	4	0	0	0	0	3	.000
Renteria, SS	3	1	1	3	0	0	.412
Rowand, CF	3	0	0	0	0	1	.250
<b>Totals</b>	<b>33</b>	<b>3</b>	<b>7</b>	<b>3</b>	<b>0</b>	<b>8</b>	<b>---</b>

Rangers	AB	R	H	BI	BB	SO	AVG
Andrus, SS	4	0	0	0	0	1	.176
Young, 3B	4	0	1	0	0	0	.250
Hamilton, CF	4	0	0	0	0	2	.100
Guerrero, DH	4	0	0	0	0	1	.071
Cruz, RF	4	1	1	1	0	2	.200
Kinsler, 2B	2	0	0	0	1	0	.188
Murphy, LF	3	0	0	0	0	3	.143
Molina, C	3	0	0	0	0	2	.182
Moreland, 1B	2	0	1	0	1	1	.462
<b>Totals</b>	<b>30</b>	<b>1</b>	<b>3</b>	<b>1</b>	<b>2</b>	<b>12</b>	<b>---</b>

**E:** Moreland. **LOB:** SF 4; TEX 4. **HR:** Renteria (off Lee); Cruz (off Lincecum). **SB:** None. **S:** Huff. **SF:** None.

Giants	IP	H	R	ER	BB	SO	NP	ERA
Lincecum (W)	8.0	3	1	1	2	10	101	3.29
Wilson (SV)	1.0	0	0	0	0	2	11	0.00

Rangers	IP	H	R	ER	BB	SO	NP	ERA
Lee (L)	7.0	6	3	3	0	6	95	6.94
Feliz	2.0	1	0	0	0	2	23	0.00

**HB:** None. **WP:** None.

**Umpires:** **HP:** Jeff Kellogg, **1B:** Gary Darling, **2B:** John Hirschbeck, **3B:** Sam Holbrook, **LF:** Bill Miller, **RF:** Mike Winters.

**T:** 2:32. **A:** 52,045.

"San Francisco is going nuts, we're going nuts and it feels really good."  
—Brian Wilson

"This group deserved it, faithful from the beginning. We're proud and humbled by the achievement."  
—GM Brian Sabean.

"I was numb at first because you understand how hard this is to do. As long as I've been fortunate enough to be in this game, you know, you dream about this. And last night, I didn't sleep, to be honest. I was thinking about it, you're on the verge, you know how close you are, and you put this on such a pinnacle, you get butterflies."  
—Bruce Bochy

"It's amazing. I mean, that's it right there. A lot of guys have been waiting for this day."  
—Tim Lincecum

# 2010 Giants World Series Batting Statistics

PLAYER	AVG	G	AB	R	H	TB	2B	3B	HR	RBI	SH	SF	HP	BB	IBB	SO	SB	CS	DP	GI									
																				E	SLG	OBP	AB	H	HR	RBI			
Burrell,P	.000	4	13	1	0	0	0	0	0	0	0	0	0	2	0	11	0	0	0	0	0	.000	.133	0	0	0	0		
Fontenot,M	.000	1	0	0	0	0	0	0	0	0	0	0	0	0	0	0	0	0	0	0	0	.000	.000	0	0	0	0		
Huff,A	.294	5	17	3	5	10	2	0	1	4	1	0	1	1	0	1	0	1	0	1	1	.588	.368	0	0	0	0		
Ishikawa,T	.250	2	4	1	1	2	1	0	0	1	0	0	0	1	0	1	0	0	0	1	1	.500	.400	1	1	0	1		
+Posey,B	.300	5	20	2	6	9	0	0	1	2	0	0	0	1	0	6	0	0	0	0	0	.450	.333	0	0	0	0		
Renteria,E	.412	5	17	6	7	13	0	0	2	6	0	0	1	0	0	3	0	0	1	1	.765	.444	0	0	0	0			
Ross,C	.235	5	17	5	4	8	1	0	1	2	0	0	0	4	0	4	0	0	0	0	0	.471	.381	0	0	0	0		
Rowand,A	.250	2	4	1	1	3	0	1	0	2	0	0	0	0	0	1	0	0	0	0	.750	.250	1	1	0	2			
Sanchez,F	.273	5	22	2	6	9	3	0	0	3	0	0	0	0	0	2	0	0	0	0	.409	.273	0	0	0	0			
Sandoval,P	.000	1	3	0	0	0	0	0	0	0	0	0	0	0	0	1	0	0	1	0	.000	.000	0	0	0	0			
RIGHT	.000	0	0	0	0	0	0	0	0	0	0	0	0	0	0	0	0	0	0	0	.000	.000	0	0	0	0			
LEFT	.000	3	0	0	0	0	0	0	0	0	0	0	0	0	0	1	0	0	1	1	.000	.000	0	0	0	0			
Schierholtz,N	.200	3	5	1	1	1	0	0	0	1	0	0	0	1	0	1	0	0	0	0	.200	.333	0	0	0	0			
Torres,A	.318	5	22	4	7	14	4	0	1	3	0	0	1	0	0	4	1	0	0	0	.636	.348	0	0	0	0			
RIGHT	.364	11	4	7	7	7	3	0	0	2	0	0	1	0	0	2	0	0	0	0	.636	.417	0	0	0	0			
LEFT	.273	11	3	7	1	0	1	1	0	0	0	0	0	0	0	2	0	0	0	0	.636	.273	0	0	0	0			
Uribe,J	.158	5	19	3	3	6	0	0	1	5	0	0	0	1	0	7	0	0	0	1	.316	.200	0	0	0	0			
Whiteside,E	.000	0	0	0	0	0	0	0	0	0	0	0	0	0	0	0	0	0	0	0	.000	.000	0	0	0	0			
Cain,M	.333	1	3	0	1	1	0	0	0	0	0	0	0	0	0	1	0	0	0	0	.333	.333	0	0	0	0			
Lincecum,T	.000	2	3	0	0	0	0	0	0	0	0	0	0	0	0	0	0	0	0	0	.000	.000	0	0	0	0			
GIANTS	.249	5	169	29	42	76	11	1	7	29	1	0	3	11	0	43	1	1	2	4	.450	.306	2	2	0	3			
OPPONENTS	.190	5	153	12	29	44	6	0	3	12	1	2	0	15	1	31	2	2	6	5	.288	.259	5	2	0	1			
DH	.091	5	11	1	1	4	0	0	1	2	0	0	0	0	0	5	0	0	1	0	.364	.091	0	0	0	0			

# 2010 Giants World Series Pitching Statistics

PITCHER	W	L	ERA	G	GS	CG	GF	SHO	SV	IP	H	R	ER	HR	HB	BB	IBB	SO	WP	BK	AVG
Affeldt,J	0	0	6.75	2	0	0	0	0	0	1.1	1	1	1	0	0	1	0	0	1	0	.250
+Bumgarner,M	1	0	0.00	1	1	0	0	0	0	8.0	3	0	0	0	0	2	0	6	0	0	.120
Cain,M	1	0	0.00	1	1	0	0	0	0	7.2	4	0	0	0	0	2	1	2	1	0	.154
Casilla,S	0	0	0.00	1	0	0	0	0	0	1.1	0	0	0	0	0	0	0	1	0	0	.000
Lincecum,T	2	0	3.29	2	2	0	0	0	0	13.2	11	5	5	1	0	4	0	13	0	0	.216
Lopez,J	0	0	0.00	2	0	0	0	0	0	0.2	0	0	0	0	0	0	0	0	0	0	.000
Mota,G	0	0	0.00	2	0	0	1	0	0	2.1	1	0	0	0	0	2	0	0	0	0	.167
Ramirez,R	0	0	18.00	2	0	0	1	0	0	1.0	1	2	2	0	0	1	0	1	0	0	.200
Romo,S	0	0	0.00	1	0	0	0	0	0	0.2	1	0	0	0	0	0	0	1	0	0	.500
Sanchez,J	0	1	7.71	1	1	0	0	0	0	4.2	6	4	4	2	0	3	0	3	0	0	.316
Wilson,B	0	0	0.00	3	0	0	3	0	1	2.2	1	0	0	0	0	0	0	4	0	0	.125
<b>GIANTS</b>	<b>4</b>	<b>1</b>	<b>2.45</b>	<b>5</b>	<b>5</b>	<b>0</b>	<b>5</b>	<b>2</b>	<b>1</b>	<b>44.0</b>	<b>29</b>	<b>12</b>	<b>12</b>	<b>3</b>	<b>0</b>	<b>15</b>	<b>1</b>	<b>31</b>	<b>2</b>	<b>0</b>	<b>.190</b>
<b>OPPONENTS</b>	<b>1</b>	<b>4</b>	<b>5.86</b>	<b>5</b>	<b>5</b>	<b>0</b>	<b>5</b>	<b>0</b>	<b>1</b>	<b>43.0</b>	<b>42</b>	<b>29</b>	<b>28</b>	<b>7</b>	<b>3</b>	<b>11</b>	<b>0</b>	<b>43</b>	<b>0</b>	<b>0</b>	<b>.249</b>

+Rookie



The Giants celebrate their first World Series championship since 1954.



# The 2011 San Francisco Giants Media Guide

## C O N T E N T S

### Special Section

2010 Postseason Summary.....	1
------------------------------	---

### Club Directory

Giants Staff Directory.....	25
Executive Bios.....	29

### 2011 Giants

#### Manager and Coaches

Bruce Bochy.....	52
Coaches.....	57

#### Behind the Scenes

Trainers/Medical.....	71
Clubhouse/Staff.....	73

#### 2011 Giants

Player Biographies.....	74
Roster.....	292

### Review 2010

#### Final League Standings

2010 Major League Standings.....	296
2010 National League Team Statistics.....	297

#### Giants Statistics

Giants Batting.....	298
Giants Pitching.....	299
Individual Fielding.....	300
Team Highlights.....	302
Highs and Lows.....	306
Record Breakdown.....	309
Day-By-Day Record.....	310
Player Transactions.....	313
Disabled/Bereavement List.....	315
Home Attendance.....	316
Awards.....	318
All-Star Teams.....	318

### 2011 Opponents

National League Club Directory.....	320
American League Club Directory.....	335

#### Trades

By Club.....	338
--------------	-----

### History

#### Giants Records

Franchise Year-By-Year.....	340
Giants vs. American League.....	342
Yearly Win-Loss Breakdown.....	342
Best Record - By Game.....	344
Worst Record - By Game.....	345
Franchise Records.....	346
Giants Records.....	347
Single-Game Record Book.....	348

#### Top Tens

All-Time Batting and Pitching.....	351
Single-Season Batting and Pitching.....	355
Rookie Batting and Pitching.....	359
Fielding Records and Leaders.....	363

#### Yearly Team Totals

Yearly Team Batting Totals.....	367
Yearly Team Pitching Totals.....	369
Month-By-Month Breakdown.....	371

#### Team Leaders

Yearly Batting.....	373
Yearly Pitching.....	377

#### Post Season

All-Time Post Season Results.....	381
Franchise Post Season Records.....	395

#### SF Giants Opening Day Info

Opening Day Info.....	400
Opening Day Lineups.....	401

#### Giants All-Star History

Past SF Games.....	403
Giants All-Star Game Selections.....	407

#### League Leaders

League Leaders and Notable Performances.....	408
---	-----

#### Hall of Fame

Giants in the Hall of Fame.....	411
National Baseball Hall of Fame and Museum.....	412
Retired Uniform Numbers.....	414
Special Recognition.....	417
Giants Wall of Fame.....	418

#### All-Time Roster

All-Time Playing Roster.....	419
------------------------------	-----

### Minor Leagues

Scouting Directory.....	430
Minor League System.....	431

Minor League Staff.....	432
-------------------------	-----

#### 2010 Standings and Statistics

Farm System Records.....	434
Minor League Honors.....	435

#### Minor League Teams

Fresno Grizzlies.....	436
Richmond Flying Squirrels.....	438
San Jose Giants.....	440
Augusta GreenJackets.....	442
Salem-Keizer Volcanoes.....	444
Arizona Giants.....	446
Dominican Giants.....	448

#### Minor League Players

Players Biographies.....	450
2010 First-Year Player Draft.....	490

### AT&T Park

Park Information.....	492
Statue Dedications.....	493
Splash Hits.....	495
Home Ballparks.....	496
Year-By-Year Attendance.....	497
AT&T Park Record Book.....	499

### Other Info

#### Spring Training

Spring Training Schedule.....	502
Scottsdale Stadium Information.....	502
Spring Training Statistics and History.....	502

#### Broadcast Information

English Broadcasters.....	504
Spanish Broadcasters.....	507

#### Hispanic Marketing

Hispanic Marketing.....	509
-------------------------	-----

#### SFG Productions

SFG Productions.....	509
----------------------	-----

#### Commitment to the Community

Community Involvement.....	510
----------------------------	-----

#### Media Information

Media Information and Guidelines.....	512
Rookie of the Year, Buster Posey.....	514
Notes.....	515

#### Schedule

2011 Schedule.....	516
--------------------	-----

## Boxes Index

200-Strikeout Seasons in SF-Era History.....	156	National League Standings for 2010 .....	283
2010 At A Glance.....	511	No Hitters by Left-Hander in Giants Franchise History.....	227
Achievements, Last, San Francisco Giants .....	410	Non-Roster Invitees Who Made Opening Day Roster.....	114
Active Players to Have Never Played In a World Series.....	258	Owners, Giants 1882-Present.....	29
All-Star Futures Game.....	241	Players to Have Played for Giants and A's.....	254
AT&T Park Ground Rules.....	498	Pinch Hitters, Top in Majors Since 2008 .....	237
AT&T Park Top 5 Regular Season Crowds .....	498	Pitchers, Active, Lowest Average Against.....	287
Attendance Records, AT&T Park.....	498	Pitchers, All-Time Giants Saves Leaders, Single Season.....	277
Attendance, Major League, 2009.....	317	Pitchers, Career Winning Percentage Leaders.....	156
Award, Harry S. Jordan.....	132	Pitchers, Left-Handed, Major League Leaders, 2008-10.....	226
Award, Willie Mac, 2010.....	263	Pitchers, Lowest Opponent Avg. Against Giants Starter, Single Season Since 1968.....	227
<i>Baseball America's</i> Best Tools in Giants Organization .....	75	Pitchers, Lowest Pct. of Inherited Runners Scored in 2008.....	276
<i>Baseball America's</i> Giants Top 10 Prospects for 2011 .....	82	Pitchers, Most Consecutive IP Without Allowing ER to Begin Postseason Career.....	100
Beginning with One Team; Winning with Another.....	202	Pitchers, Most 1.1+ Saves in Majors, 2008-10.....	278
Big Home Run Games.....	315	Pitchers, Most Strikeouts in Giants Postseason History.....	161
Bochy, Bruce		Pitchers, Most Strikeouts Per 9.0 IP Since 2006.....	229
Consecutive Years Managed.....	53	Pitchers, NL Leading Strikeouts in 3-straight Seasons.....	161
Foreign Born Managers.....	55	Pitchers, No Hitters Against Giants.....	350
Most Wins by Active Managers.....	52	Pitchers, No Hitters Against Giants, Shortened Game.....	350
Broadcast Affiliates.....	508	Pitchers, No-Hitters by Giants.....	350
Broadcasters, San Francisco Giants (1958-Present).....	508	Pitchers, No Hitters by Giants, Shortened Game.....	350
Cain, Consecutive Innings Without Earned Run.....	100	Pitchers, Save Streak, SF Giants.....	279
Coaches, Giants All-Time.....	420	Pitchers, 7-Straight Strikeouts.....	229
Consecutive Winners, Cy Young Award.....	158	Pitchers, Three or More Consecutive Seasons with 200+ Strikeouts.....	162
Decade Club.....	69	Pitchers, Youngest Giants at Time of ML Debut.....	85
Defensive Leaders, Active Center Fielders.....	209	Pitchers, Youngest Giants to Debut.....	87
Few Will Do.....	159	Pitchers, Youngest SF Giants Rookie to Throw Complete Game.....	102
Gardner, Lori Ann.....	60	Pitchers, Youngest SF Giants to Throw Complete Game.....	102
Giants Around The World .....	427	Pitcher, Youngest Starter to Win Series Clincher In Postseason History.....	85
Giants Birthdays.....	121	Pitcher, Youngest to Start World Series Game.....	86
Gold Glove Winners.....	301	Pitching Leaders, Major League, 2001-08.....	286
Grand Cycle.....	349	Pre-Game Schedule, San Francisco Giants .....	498
Grand Slams, For 1st Career Home Run.....	271	Pronunciation Guide, Giants.....	294
Highest Batting Average by Rookie Catcher With 50+ Starts.....	186	Rainouts, Giants.....	171
Highest Batting Average, Since 1958, 1st Full ML Season.....	232	RBI, Giants Records by Position .....	364
Highest Fielding Percentage as Second Baseman from 2005-09.....	218	Retired Numbers, Giants.....	416
Hitting, Safely in 20+ Consecutive Games.....	187	Rookie Battery.....	86
Hitting Streaks, Giants.....	422	Rookie Heat.....	102
Hitting, Two HRs in Game 1 of NLCS.....	204	Rookie of the Year.....	183
Home Run Records, by Position, Giants.....	363	Rookie of the Year Results.....	185
Homeruns, Most During 1st Season with Giants.....	140	Rookies, 2011.....	251
Homeruns, 15+ HRs as a lefty.....	141	Sabeian, Brian,	
Instant Replay.....	197	Top Trades.....	32
Interleague Firsts.....	336	Winningest GMs.....	31
Largest Difference in Average, Home vs. Road 2010.....	234	Saves, Most in Majors, 2008-09.....	279
Last Trades, Giants (By Club).....	338	Scoreless Streaks, Longest in SF-Era History.....	159
Lowest Opponents Average vs. LH Hitters .....	165	Select Company.....	233
Lowest Staff ERA in Majors, 2000-09.....	65	SF Relievers to Lead in Relief ERA, SF-Era History.....	79
Major League 2011 Calendar.....	181	Single-Season Strikeout Leaders, All-Time Giants .....	160
Managerial History, Giants 1883-2009.....	54	Strikeout Games, Most 10+ Since Lincecum's Debut.....	157
Milestones Players Can Reach in 2011.....	275	Strikeouts, All-Time Leaders.....	157
Milestone Victories.....	365	Title Clinching, Dates, Giants .....	366
Most 2Bs in Giants History, Single Season.....	263	Triple Plays, SF-Era History.....	149
Most Consecutive Games Played in ML History.....	253	Two Young Cys.....	160
Most Holds in Single Season, SF-Era History.....	77	Winning Streaks, Giants .....	424
Most ML Wins, Post All-Star Break, Since 2000 .....	288	Winning/Losing Streaks, Giants 1900-2010.....	308
Most Reliable Reliever.....	190		
Most Single Postseason HRs in Giants History.....	203		
Most Shutouts in Majors, 2000-10.....	66		



## San Francisco Giants

AT&T Park

24 Willie Mays Plaza, San Francisco, CA 94107  
(415) 972-2000 • sfgiants.com • sfgigantes.com

## San Francisco Baseball Associates L.P.

Managing General Partner: William H. Neukom\*

### PRINCIPAL PARTNERS

Laurence M. Baer  
Tori Burns\*  
Allan G. Byer\*  
Alex Byer  
William Chang\*  
Trina Dean\*  
George Drysdale  
Daniel Geller Trust

Philip Halperin  
Nancy House  
David Jenkins\*  
Charles B. Johnson\*  
Arthur H. Kern  
KNBR, Inc.  
KTVU, Inc.  
Duane Kurisu

Peter A. Magowan  
Jeffrey Mallett\*  
Philip D. Morais  
Lawrence Nibbi  
PAJA Investments  
Arthur Rock  
A. Daniel Scheinman  
David Schnell

John Scully\*  
Scott Seligman  
Robert L. Sockolov  
Lawrence J. Stupski  
Jed Valentas\*  
David S. Wolff  
Paul Wythes

\* Indicates member of Partners Executive Committee

### ADMINISTRATION

Managing General Partner and Chief Executive Officer ..... William H. Neukom  
President and Chief Operating Officer ..... Laurence M. Baer  
Special Assistant ..... Willie Mays  
Senior Advisor ..... Willie McCovey  
Special Assistant ..... J.T. Snow

Special Assistant ..... Will Clark  
Community Ambassador ..... Orlando Cepeda  
Community Ambassador ..... Lon Simmons  
Executive Assistant to the Chief Executive Officer ..... Marilyn Pfarr  
Executive Assistant to the President ..... Terri Guess

### BASEBALL OPERATIONS

Senior Vice President and General Manager ..... Brian R. Sabean  
Executive Assistant to the General Manager ..... Karen Sweeney  
Vice President, Player Personnel ..... Dick Tidrow  
Vice President, Baseball Operations ..... Bobby Evans  
Special Assistant to the General Manager ..... Felipe Alou  
Special Assistant to the General Manager ..... Lou Piniella  
Special Assistant to the General Manager, Scouting ..... John Barr  
Senior Advisor, Baseball Operations ..... Tony Siegle  
Senior Director, Baseball Operations/Pro Scouting ..... Jeremy Shelley  
Director, Player Development ..... Fred Stanley  
Director, Minor League Operations/Quantitative Analysis ..... Yeshayah Goldfarb  
Senior Advisor, Scouting ..... Joe Lefebvre  
Senior Advisor, Scouting ..... Paul Turco  
Senior Advisor, Scouting ..... Ed Creech  
Senior Advisor, Scouting ..... Matt Nerland

Coordinator, Amateur Scouting ..... Doug Mapson  
Director, Dominican Operations ..... Pablo Peguero  
Coordinator, Pacific Rim Scouting ..... John Cox  
Coordinator, Japan Operations ..... Shun Kakazu  
Senior Consultant, Player Personnel ..... Jack Hiatt  
Special Assistant, Player Development ..... Joe Amalfitano  
Special Assistant, Player Development ..... Jim Davenport  
Coordinator, Video Operations ..... Danny Martin  
Coordinator, Organizational Travel ..... Mike Scardino  
Coordinator, Team Travel ..... Michael King  
Coordinator, Player Personnel Administration ..... Clara Ho  
Coordinator, Medical Administration ..... Chrissy Yuen  
Scouting Assistant ..... Adam Nieting  
Minor League Operations Assistant ..... Eric Flemming  
Director, Arizona Minor League Operations ..... Alan Lee  
Arizona Minor League Operations Assistant ..... Gabe Alvarez

#### Clubhouse

Giants Equipment/Home Clubhouse Manager ..... Miguel Murphy  
Home Clubhouse Assistants ..... Brandon Evans, Ron Garcia,  
David Loewenstein

Visitors Clubhouse Manager ..... Harvey Hodgerney  
Umpires Assistant ..... Rob Dean

## COMMUNICATIONS

Senior Vice President, Communications.....Staci Slaughter

### Media Relations

Senior Director, Broadcast Services.....Maria Jacinto  
Senior Director, Media Relations.....Jim Moorehead  
Media Relations Manager.....Matt Chisholm

Hispanic Media Relations Coordinator and Spanish  
Language Broadcaster.....Erwin Higueros  
Media Relations Assistant.....Eric Smith

### Public Affairs/Community Relations

Senior Director, Public Affairs and Community Relations.....  
.....Shana Daum  
Community Programs Manager.....Bertha Fajardo

Community Relations Manager.....Erin Reilly  
Community Relations Assistant.....Bobby Baksa

### Creative Services

Vice President, Creative Services.....Nancy Donati  
Director, Photography and Archives.....Missy Mikulecky  
Graphic Design Manager.....Brian Bisio

Photography Assistant.....Suzanna Mitchell  
Graphic Designers.....Amy Browne, Wayland Chew  
Staff Photographer.....Andy Kuno

### Giants Community Fund

Executive Director.....Sue Petersen  
Associate Director.....Paul Giuliani  
Development and Program Manager.....  
.....Carolyn Della Maggiore

Junior Giants Coordinators.....Dana Melani, Nicole Zongus  
Development and Health Coordinator.....Blaine Mauldin

## REVENUE

Senior Vice President, Revenue.....Mario Alioto

Executive Assistant to the SVP, Revenue.....Linden Hynes

### Ticket Sales/Services/Client Relations

Managing Vice President, Ticket Sales and Services.....  
.....Russ Stanley

Administrative Assistant to Managing Vice President.....  
.....Carolyn Uroz

### Ticket Sales

Vice President, Sales.....Jeff Tucker  
Ticket Sales Coordinator.....Rebecca Miles  
Director, Season Ticket Sales.....Craig Solomon  
Director, Special Ticket Events.....Faham Zakariaei  
Manager, Business Development/Ticketing.....Matt Peterson  
Manager, Inside Sales and Services.....Nick Zanutto

Manager, Premium Sales.....Ken Henderson  
Senior Season Ticket Sales Executive.....Diane McDermott  
Sales Executive.....Sara Hirsch  
Season Ticket Sales Representative.....Taylor Gross  
Inside Sales Representatives.....Greg Collier, Brian Eck, Ted Lopez  
Special Events Sales Coordinator.....Cameron Lochte

### Ticket Services

Senior Director of Ticket Services.....Devin Lutes  
Senior Ticket Operations Manager.....Anita Sprinkles  
Senior Box Office Manager.....Todd Pierce  
Box Office Supervisor.....Sam Heikel

Box Office Supervisor.....Krystal Haughton  
Account Processing Coordinator.....Donna Dal Bazzo  
Account Processor.....Maya Amerson

### Client Relations

Vice President, Client Relations.....Annemarie Hastings  
Director, Premium Seating Services.....Rocky Koplik  
Client Relations/Customer Service Manager.....Greg Marinac  
Client Relations Account Manager & Spring Training.....  
Account Manager.....Margo Malone  
Client Relations Account Managers.....Bill Dion,  
.....Cindy Hernandez, Kevin Mark  
Premium Seating Services Account Manager.....Joe Totah  
Premium Seating Coordinator.....Amanda Nichols

Manager, Group Sales/Client Relations.....Patrick Landers  
Group Sales Executive.....Marisa Malone  
Luxury Suite Account Manager.....Candice Keener  
Premium Seating Account Executive.....Christian Chapman  
Luxury Suite/Business Center Coordinator.....Casey Conroy  
Client Services Representative.....Erick Reyes  
Ticket Services Representatives.....Katy Pagni, John Rillera,  
.....Rhys Thieriot  
Ticket Office Receptionist.....Callie Ballard

### Strategic Ticket Services

Vice President, Strategic Revenue Services.....Jerry Drobny  
Senior Ticket Accounting Manager.....Kem Easley  
Interactive Marketing Coordinator.....Gail Tanedo

Marketing Data Analyst.....Eddie Poon  
Ticket Services Data Analyst.....Jack Ocampo

## Sponsorship and New Business Development

Managing Vice President, Sponsorship and New Business Development..... Jason Pearl

Sponsorship Assistant .....Leslie Gelb

### Sponsorship and Media Sales

Director, Sponsorship Sales.....Bill Lawrence  
Senior Manager, Media Sales .....Roberto Pineda  
Sponsorship Sales Account Manager.....Jana Steel  
Sponsorship Sales Account Manager.....Susan Otolski

Sponsorship Sales Account Executive.....Damien Beasley  
Hispanic Sales and Marketing Coordinator.....Albert Jaimes  
Sponsorship Sales Support Assistant .....Kasey Colvin

## Sponsor and Special Event Support

Vice President, Sponsor and Special Event Support..... Danny Dann  
Director, Special Events .....Valerie McGuire  
Promotions Coordinator .....Becky Biniek

Senior Sponsorship Services Coordinator ..... Amelia Levy  
Sponsorship Services Coordinator .....Michael Martin

## Retail

Vice President, Retail Operations ..... Dave Martinez  
Director, Retail Operations .....Bonnie MacInnes  
Buyer, RTW and Caps..... Dayn Floyd  
Marketing Manager, Retail..... Megan Cooperson  
Assistant Buyer..... Joanne Young  
Inventory Control Manager..... Paul Kelley  
Warehouse Manager ..... Hector Perez  
District Manager ..... Joe Pellacani

Senior Store Manager, AT&T Park ..... Manuel Sanchez  
Assistant Store Manager, AT&T Park .....Scott Wickersham  
Store Manager, Serramonte.....Michael Kruger  
Store Manager, Stonestown Galleria and Embarcadero Center .....  
Markus Feliciano  
Store Manager, Valley Fair Shopping Center and Stanford  
Shopping Center..... Melyssa English

## Giants Marketing Group (gmg)

President.....Mario Alioto  
Vice President, Business Operations ..... Jason Pearl

Director, GMG Sales.....Jana Steel

## MARKETING

Senior Vice President, Marketing .....Tom McDonald

Executive Assistant to the SVP, Marketing .....Emily Daniel

### SFG Productions

Senior Director, Marketing and Entertainment ..... Chris Gargano  
Director, Executive Producer ..... Paul Hodges  
Manager, Marketing and Entertainment..... Joe Legaz  
Manager, Video and Scoreboard Operations .....John Tyler

Producer.....Rachel Fingerote  
Senior Editor/Producer .....Torin Simpson  
Editors/Producers ..... Matt McKee, Blake Wilberding

## FACILITIES

Senior Vice President, Facilities.....Alfonso G. Felder

### Ballpark Operations

Senior Vice President, Ballpark Operations .....Jorge Costa  
Vice President, Ballpark Operations .....Gene Telucci  
Senior Director, Security.....Tinie Roberson  
Security Manager ..... Charles Allen  
Senior Director, Special Events..... Tom Zorn  
Director, Ballpark Operations ..... Stan Sprinkles

Director, Maintenance.....Randy Gomez  
Maintenance Manager.....Alan Toledo  
Maintenance Manager.....Isabel Barron  
Head Groundskeeper.....Greg Elliott  
Assistant Groundskeeper.....Steve Dedo  
Executive Assistant, Ballpark Operations .....Vicki Kelley

### Giants Enterprises

Vice President and General Manager .....Stephen Revetria  
Senior Director.....Sara Hunt  
Marketing Manager.....Jens Weiden

Senior Event Coordinators .....Brad Hansen, Ryann Sims  
Sales Coordinator .....Joey Nevin  
Tours Manager .....Alexis Lustbader

### Guest Services

Vice President, Guest Services .....Rick Mears

Senior Director, Guest Services .....Harry Siebert

## FINANCE

Senior Vice President and Chief Financial Officer .....	John F. Yee	Executive Assistant to the Chief Financial Officer and Giants Building Office Manager .....	Evelyn White
---	-------------	---	--------------

### Accounting

Vice President, Finance .....	Lisa Pantages	Senior Accountant .....	Nader Sherafat
Assistant Controller .....	Matt Causey	Accounts Payable .....	David M. Smith
Accounting Manager .....	Keith T. Scheeler	Staff Accountant .....	Rolando B. Austria
Payroll Manager .....	Robin O'Connor	Retail Staff Accountant .....	Elbert Felix
Senior Financial Analyst .....	Teresa K. Jang		

### Information Technology

Senior Vice President and Chief Information Officer .....		Application Developer .....	David Fujito
.....	Bill Schlough	Telecommunications Administrator .....	Lena Boswell
Senior Director, Information Technology .....	Ken Logan	System Administrator .....	Jackson Wan
Director, Strategic IT Initiatives .....	Dave Woolley	Systems Support Specialist .....	Nancy Garcia
Director, Application Development .....	Dan Quill	Helpdesk Administrator .....	Jarele Brickley

### Office Services

Mail and Supply Coordinator .....	Raul Rodriguez	Giants Building Lobby Receptionist .....	Anthony Horton
-----------------------------------	----------------	--	----------------

## HUMAN RESOURCES/EAP

Chief People Officer .....	Leilani Gayles		
Vice President, Human Resources .....	Joyce Thomas	EAP Manager .....	Michael Paolercio
Human Resources Manager .....	Nicole Bivetto	Human Resources Generalist/Spanish Language Interpreter ...	
Compensation Manager .....	Jan Huynh	.....	Fernando Fontanillo

## LEGAL

Senior Vice President and General Counsel .....	Jack F. Bair		
Vice President and Deputy General Counsel ...	Elizabeth R. Murphy	Legal Administrator .....	Jennifer Freitas

## AFFILIATED ORGANIZATIONS

### China Basin Ballpark Company L.L.C. (Affiliated with the San Francisco Giants)

Chairman and Chief Executive Officer .....	William H. Neukom	Vice President, Finance and Chief Financial Officer, Treasurer...	
President and Chief Operating Officer .....	Laurence M. Baer	.....	John F. Yee
		Vice President and General Counsel, Secretary .....	Jack F. Bair

### Giants Development Services L.L.C. (Affiliated with the San Francisco Giants)

Chairman and Chief Executive Officer .....	William H. Neukom	Secretary .....	Jack F. Bair
President and Chief Operating Officer .....	Laurence M. Baer	Assistant Secretary .....	Elizabeth R. Murphy
Treasurer .....	John F. Yee		

### San Francisco Baseball Media Holdings, L.L.C.

Chairman and Chief Executive Officer .....	William H. Neukom	Secretary and General Counsel .....	Elizabeth R. Murphy
President and Chief Operating Officer .....	Laurence M. Baer	Chief Marketing Officer .....	Mario Alioto
Chief Financial Officer .....	John F. Yee		



## William H. Neukom

MANAGING GENERAL PARTNER AND CHIEF EXECUTIVE OFFICER

William H. Neukom has been a member of the Giants ownership group since 1995 and a general partner beginning in 2003. Since taking over as Managing General Partner and Chief Executive Officer following the 2008 season, he has instituted The Giants' Way, which is an organization-wide approach to building a championship baseball team and an unparalleled business operation. From the field to the concession stand to the front office, through every level of the minor leagues, the Giants' Way is established to foster a culture of hard work, collaboration and ingenuity.

In 2010, the Giants captured their first World Series title in San Francisco history and first since 1954, and were also named the Organization of the Year for all of baseball by *Baseball America*.

Neukom was previously a partner in the Seattle office of the international law firm K&L Gates and is immediate past president of the American Bar Association. Neukom also served as the lead lawyer for Microsoft for nearly 25 years, including 17 years as the General Counsel and head of Microsoft's legal, government affairs and philanthropic activities.

In 2006, Neukom founded the World Justice Project, a multinational, multidisciplinary initiative to strengthen the rule of law worldwide. Through a multi-pronged approach, the Project seeks to create an international network of stakeholders who undertake programs to create communities of equity and opportunity around the world.

His other community work includes serving as: a member of the Dartmouth College Board of Trustees from 1996 – 2007 (chair 2004 – 2007); a member of the University of Puget Sound Board of Trustees from 1995 – 2006; a member of the Dean's Council at Stanford Law School from 1999 to present; member of the YMCA of Greater Seattle Board of Directors from 1988 – 2007; chair of the Gates Challenge Endowment Campaign of the United Way of King County from 2002 – 2007; member of the Greater Seattle Chamber of Commerce Board of Trustees from 1987 to present (chair 2001 – 2002); member of the Pacific Council on International Policy from 2002 to present; and member of the Policy Consensus Center from 2004 to present.

In 1995, Neukom and four of his children founded the Neukom Family Foundation, which supports not-for-profit organizations principally in the fields of health and human services, education, justice and the environment.

A graduate of San Mateo High School, Dartmouth College and Stanford Law School, Neukom was raised in San Mateo, California and lived next door to Charlie Graham Jr., the general manager of the San Francisco Seals. When the owners of the Giants moved the team to San Francisco, he became a shareholder of the National Exhibition Company.

### Giants Ownership

Ownership (CEO)	Dates
John B. Day.....	Dec. 7, 1882 - Jan., 1893
C.C. Van Cott.....	Jan. 1893 - Jan. 24, 1895
Andrew Freedman.....	Jan. 24, 1895 - Sept. 9, 1902
John T. Brush.....	Sept. 9, 1902 - Nov. 26, 1912
Harry N. Hempstead.....	Nov. 26, 1912 - Jan. 14, 1919
Charles A. Stoneham.....	Jan. 14, 1919 - Jan. 6, 1936
Horace C. Stoneham.....	Jan. 15, 1936 - Mar. 2, 1976
Robert A. Lurie.....	Mar. 2, 1976 - Jan. 12, 1993
Peter A. Magowan.....	Jan. 12, 1993 - Oct. 1, 2008
<b>William H. Neukom.....</b>	<b>Oct. 1, 2008 – present</b>



### San Francisco Giants Mission Statement

The San Francisco Giants represent innovation, professionalism, and excellence on and off the field. We're dedicated to serving our customers, providing a high quality entertainment experience, and enhancing our value as a community asset.



## Laurence M. Baer

**PRESIDENT AND CHIEF OPERATING OFFICER**

A fourth generation San Franciscan with impeccable credentials in the world of marketing, television, film and politics, Larry Baer has gained a national reputation as one of professional sports' leading visionaries. A limited partner of the Giants' ownership group, he was named team president October 1, 2008, replacing Peter Magowan in this role upon his retirement. In Baer's second full year in this role, the Giants electrified the community and the baseball world—winning the franchise's first World Series in San Francisco.

After having served as executive vice president since December 1992, Baer was named chief operating officer of the franchise in May 1996. In

that same year, he was named president of the China Basin Ballpark Corporation (CBBC), a private entity formed by Giants investors to finance and build the new ballpark, which opened in April 2000. Under his direction, the Giants opened Pacific Bell Park to widespread acclaim and sold 3,244,320 tickets, shattering the all-time club attendance record by more than 650,000. The new ballpark enjoyed rave reviews as one of the "best ballparks ever built," and Baer joined then-team president Peter Magowan in being honored with throwing out the first pitch at the park's historic Opening Day, April 11, 2000.

The San Francisco Lowell High School graduate was the driving force behind every phase of the ballpark project, including the park's original design by HOK Sports; the successful voter campaign in March 1996; the subsequent private financing package that featured the highly successful Charter Seat program; the unprecedented drive to secure a record 28,000 full-season ticket holders, and the final construction of the facility—a San Francisco landmark. The club enjoyed unprecedented support since opening the ballpark in 2000—becoming one of only four teams to exceed 3,000,000 in attendance eight consecutive years (2000 – 2007). The Giants have also been the standard bearer in all of baseball for sponsorship revenue, while branding the park as one of the most popular venues in the country for special events.

In the World Series Championship year of 2010, the Giants once again achieved this milestone, as 3,037,000 passed through the turnstiles during the regular season. The month of October featured seven sold out post-season home games, culminating in the November 1, 2010, World Series clincher in Texas. Baer and his staff worked with the City of San Francisco to stage the unforgettable Parade and Civic Celebration, attracting an estimated one million elated fans.

Baer is responsible for the overall day-to-day functioning of the Giants organization, both on the business and baseball sides of the operation. A key leader in assembling the new ownership group and negotiating the 1992 sale which kept the Giants in San Francisco, he has been a key strategist and negotiator of the club's major transactions since that time, beginning with the Barry Bonds signing in November 1992 through the awarding of the 2007 All-Star Game. He was also a driving force in the Giants' partnership with Comcast on the new regional sports network, which debuted in 2008. Baer also negotiated the club's pact with KNTV/NBC Bay Area and its newly-expanded role with KNBR..

After earning Phi Beta Kappa honors at the University of California in 1980, Baer joined the Giants as the club's marketing director. In 1983, he left the Giants to attend Harvard Business School, followed by a four-year tenure at Westinghouse Broadcasting in San Francisco and New York. He finally returned to the Giants in December 1992 from CBS, Inc. in New York, where he had served as special assistant to the network's chairman, Laurence Tisch.

In 1996, Baer was accorded the San Francisco Distinguished Leadership Award, a highly coveted honor given to individuals who have contributed to their community and provided leadership for a better quality of life. In addition, the Giants executive received the prestigious "Sports Torch of Learning Award" by the Scopus Society of the American Friends of The Hebrew University in 1995 and the Anti-Defamation League's Torch of Liberty Award in 2001. In 2010, Baer was the featured "Person of the Year" honoree at the San Francisco Boys and Girls Club Annual Gala.

Baer serves on the Board of Major League Baseball Enterprises, which oversees national television and radio contract negotiations, national sponsorship and licensing programs as well as the overall marketing of the industry.

Baer is a member of the Board of Directors of KQED, Inc., the San Francisco Committee on Jobs, the Boys and Girls Club of San Francisco and the Bay Area Council.

For many years, Baer's wife, Pam, has spearheaded fundraising efforts for San Francisco General Hospital. Baer has served as co-chairman of the Heroes and Hearts Luncheon at Union Square for the past two years, raising funds for the nationally acclaimed hospital.

Larry and Pam Baer reside in San Francisco with their four children.



## Brian R. Sabean

SENIOR VICE PRESIDENT AND GENERAL MANAGER

Brian Sabean, who is currently the longest-tenured General Manager in Major League Baseball, was named San Francisco's senior vice president and general manager on Sept. 30, 1996. During his 14 years as GM, he has seen the Giants capture five post season berths, including two World Series appearances, with the club having earned more than half of its nine playoff appearances overall in its first 53 seasons in San Francisco.

In 2010 he stewarded the Giants to their first World Series Championship since the team moved West in 1958 and the organization's first title since 1954. During the campaign, Sabean acquired several key players, as well as promoting Madison Bumgarner and National League Rookie of the Year, Buster Posey from the minors. Each move reinforced the already strong homegrown corps to form the World Series winners.

Since Sabean assumed the GM reins, the Giants have won two National League pennants (2002 and 2010), four NL West Division flags (1997, 2000, 2003 and 2010), been a Wild Card entry (2002) and forced a Wild Card tie-breaker game with Chicago in 1998, while posting a 1,212-1,054 (.535) mark during that 14-year span. Sabean is currently the longest tenured GM in all of the Majors.

In his 19th year with the organization and 26th season as a baseball front office executive, the 54-year-old Sabean was honored as 2010 Major League Baseball Executive of the Year by the Boston Chapter of the BBWAA. He was tabbed with the same honors by both *The Sporting News* and *Baseball America* in 2003. In his first year as the Giants' GM, the Concord, NH native finished second in *The Sporting News'* 1997 Executive of the Year balloting. He seized national headlines for his bold player moves that season, engineering some of baseball's most successful blockbuster trades, which catapulted San Francisco to its first divisional championship in eight years.

During his tenure as GM, Sabean has acquired some of the game's best players via trades. They have included: Giants' All-Stars Jeff Kent, Jason Schmidt and Robb Nen, as well as standout performers J.T. Snow, David Bell, Kenny Lofton, Andres Galarraga, Ellis Burks, Joe Carter, Roberto Hernandez, Wilson Alvarez and Jose Mesa. The Giants GM has been known to bring reinforcements during the July 31 trading deadline, acquiring the likes of Schmidt, Burks, Hernandez, Alvarez, Freddy Sanchez, Randy Winn, Javier Lopez and Ramon Ramirez.

The team architect also brought future Hall of Famers Omar Vizquel to San Francisco in 2005 and Randy Johnson in 2008, while adding Giants' All-Star Benito Santiago in 2001, two-time Gold Glove catcher Bengie Molina and Cy Young winner Zito in 2007, Gold Glove outfielder Aaron Rowand in 2008, five-time National League All-Star Edgar Renteria in 2009 and former MVP Miguel Tejada in 2011.

Before his promotion to GM in 1996, Sabean served one season as the club's senior vice president, player personnel in 1995 and enjoyed a three-year stint as assistant to the general manager and vice president of scouting/player personnel. Prior to joining the Giants, Sabean played a vital role in developing the Yankees' farm system into one of baseball's finest. During his eight-year tenure with the Yankees, he held several positions of increasing responsibility, including director of scouting from 1986-90 and vice president of player development/scouting from 1990-92.


Sabean, who graduated from Concord (NH) High School in 1974 and Eckerd College (St. Petersburg, FL) in 1978, served as an assistant baseball coach at St. Leo (FL) College in 1979 and the University of Tampa from 1980-82. He was then promoted to head coach at Tampa in 1983, holding that post for two years, compiling a 61-36 record and making the school's first-ever appearance in an NCAA regional tournament in 1984. Sabean and his wife, Amanda, have one son, Aidan. They are also the proud dad and stepmom to Colin, Sean, Brendan and Darren.

## All-Time Winningest General Managers

(1950-2010, min. 10 seasons; 1,000 wins)

Rank	Name	Years	W-L	PCT.
1.	Brian Cashman*	13	1,272-830	.605
2.	John Schuerholz	26	2,348-1,794	.567
3.	Bob Howsam	13	1,294-1,010	.562
4.	Al Campanis	19	1,576-1,283	.551
5.	Chub Feeney	20	1,724-1,425	.547
6.	Billy Beane*	13	1,132-972	.538
7.	Frank Cashen	16	1,265-1,093	.537
8.	<b>Brian Sabean*</b>	<b>14</b>	<b>1,212-1,054</b>	<b>.535</b>
9.	John McHale	16	1,322-1,153	.534
10.	Pat Gillick	27	2,276-1,993	.533

\*-active



## Dick Tidrow

VICE PRESIDENT, PLAYER PERSONNEL

A former American League Rookie Pitcher of the Year and 13-year Major League veteran, Dick Tidrow embarks on his 13th season as the Giants' vice president, player personnel and his 18th year overall with the club.

An invaluable aide to Brian Sabean, Tidrow came to the organization prior to the 1994 campaign, serving as the club's Major League scout for the American League. He was promoted to special assistant to the general manager in 1996, and was elevated to director of player personnel prior to the 1997 season. His current responsibilities include providing Major League player recommendations for trade or free agent signings, as well as scouting amateur players for the draft and evaluating each of the club's minor league affiliates. His judgement for talent, whether acquired or developed through the farm system, can be seen throughout the roster of the Major League club, as he had a major hand in the teams drafting and development of the 2010 Championship rotation of Tim Lincecum, Matt Cain, Jonathan Sanchez and Madison Bumgarner, as well as closer Brian Wilson. In addition, the Giants farm system owns the highest winning percentage in baseball over the past six seasons with a .565 organizational mark.

Prior to joining the Giants organization, Tidrow served as a special assignment scout with the New York Yankees from 1985 through 1993. The former right-handed pitcher, nicknamed "Dirt," enjoyed parts of 13 years in the majors from 1972-84. He was honored as *The Sporting News* A.L. Rookie Pitcher of the Year as a starter with the Cleveland Indians in 1972, while also capturing pennant and World Series rings as a reliever with the Yankees in 1976 and '77, respectively. He later pitched for the Cubs, White Sox and Mets. His lifetime numbers show a 100-94 record with 55 saves and a 3.68 ERA.

The San Francisco native graduated from Mt. Eden High School in 1965 and Chabot Junior College in 1967, both located in Hayward. Dick and his wife, Mari Jo, have three children—Andy, Matt and Richelle—and make their home in Lee's Summit, MO.

## Sabean's Top Trades

During his tenure as the Giants general manager, Brian Sabean has made 79 trades. Those transactions have brought 92 players to San Francisco, including 2003 NL Cy Young runner-up Jason Schmidt, 2000 NL MVP Jeff Kent, 100-game winner Kirk Rueter, Giants all-time saves leader Robb Nen, six-time Gold Glove J.T. Snow, and All-Stars Randy Winn and Freddy Sanchez. Listed below are some of the 2003 Executive of the Year's top deals:

Date	Player(s) Acquired	Player(s) Traded	Club
July 30, 1996	Kirk Rueter, Tim Scott	Mark Leiter	Montreal
Nov. 13, 1996	Jeff Kent, Julian Tavaréz, Jose Vizcaino, Joe Roa	Matt Williams, Trenidad Hubbard	Cleveland
Nov. 27, 1996	J.T. Snow	Allen Watson, Fausto Macey	Anaheim
Nov. 18, 1997	Robb Nen	Joe Fontenot, Mike Villano, Mick Pageler	Florida
July 31, 1998	Ellis Burks	Darryl Hamilton, Jim Stoops, Jason Brester	Colorado
Dec. 8, 1998	Felix Rodriguez	Troy Brohawn, Chris Van Rossum	Arizona
July 24, 1999	Livan Hernandez	Nate Bump, Jason Grilli	Florida
July 30, 2001	Jason Schmidt, John Vander Wal	Armando Rios, Ryan Vogelsong	Pittsburgh
July 28, 2002	Kenny Lofton	Felix Diaz, Ryan Meaux	Chicago-AL
July 30, 2005	Randy Winn	Jesse Foppert, Yorvit Torrealba	Seattle
July 30, 2009	Freddy Sanchez	Tim Alderson	Pittsburgh
July 31, 2010	Javier Lopez	John Bowker, Joe Martinez	Pittsburgh



## **Bobby Evans**

**VICE PRESIDENT, BASEBALL OPERATIONS**

Bobby Evans begins his 18th season in the Giants baseball operations department, his third year as the vice president of baseball operations, being promoted to his current position in January 2009. Previously the team's director of player personnel, he assists Brian Sabean in heading contract negotiations, waiver and rule compliance, budgets at both the major and minor league levels and is involved in all areas of baseball operations.

Evans is a 1991 graduate of the University of North Carolina-Chapel Hill, where he was the recipient of the John Motley Morehead Scholarship Award. He first joined San Francisco in 1994 as administrative assistant, minor leagues. He was elevated to assistant director of player development the following year and served the Giants in that capacity until his promotion to director of minor league administration in 1998.

Previously, Evans served as an administrator in the Commissioner's Office in New York. During his three-year tenure there, he worked in baseball operations and minor league operations. Evans also interned with the Boston Red Sox in the player development and scouting departments during the summer of 1989.

Evans and his wife, Gwen, reside in San Francisco and have a son, Jonathan and a daughter, Anjali.



## **Felipe Alou**

**SPECIAL ASSISTANT TO THE GENERAL MANAGER**

Felipe Alou, a man whose name is synonymous with the Giants, returns for his fifth season as a special assistant to the general manager after serving as the club's manager from 2003-06. He works closely with Brian Sabean on special assignments, ranging from Major League scouting and player acquisition to minor league instruction. He provides evaluations and recommendations at both levels.

The Dominican icon continues a long and storied career with the franchise, beginning with his playing days as a member of the original San Francisco Giants club in 1958. He concluded his four-year tenure at the helm of the Giants sixth on the wins list for San Francisco skipppers with a 342-304 record.

The 2011 campaign will mark Alou's 56th season in professional baseball. Following a distinguished 17-year playing career that ended in 1974, he was appointed a minor league manager in 1976 and remained in uniform each year through the 2006 campaign.

In 13 years as a Major League manager, the 1994 National League Manager of the Year posted a 1,033-1,021-1 ledger and became just the 53rd skipper since 1900 to register 1,000 wins. The Haina, Dominican Republic native is the first manager of Latin descent to win 1,000 games in the big leagues, and is only the third foreign-born skipper to reach the milestone (current Giants skipper Bruce Bochy, France, 1,182-1,230; and Harry Wright, England, 1,000-825).

Alou became the first Dominican-born manager in Major League history when he assumed control of the Montreal Expos on May 22, 1992. He was the fourth Latin American head man born in the Caribbean Islands, following Mike Gonzalez (Cuba), Preston Gomez (Cuba) and Cookie Rojas (Cuba).

Primarily an outfielder during his playing days, the second Dominican-born player to reach the majors (following Ozzie Virgil with the 1956 New York Giants) was a three-time All-Star during a 17-year career with the Giants (1958-63), Milwaukee and Atlanta Braves (1964-69), Oakland Athletics (1970-71), New York Yankees (1971-73), Montreal Expos (1973) and Milwaukee Brewers (1974).

Alou, and his wife Lucie, make their home in Boynton Beach, FL with their two children, Valerie and Felipe, Jr. He is also the father of daughters Maria, Christia, Cheri and Jennifer, along with sons Jose, Moises, Felipe Jose and Luis.



## Lou Piniella

**SPECIAL ASSISTANT TO THE GENERAL MANAGER**

Three-time BBWAA Manager of the Year Lou Piniella joins San Francisco's organization in 2011 after serving the previous four seasons as the manager of the Chicago Cubs. Piniella, 67, elected to step down from his managerial duties with the Cubs last August and announced his retirement in order to spend more time with family. Piniella will serve as a special assistant to general manager Brian Sabean, working on a wide range of Major League special

assignments out of his home in Tampa, Florida.

One of only five skippers to win at least three Manager of the Year Awards (1995 and 2001 with Seattle; 2008 with Chicago-NL), Piniella retired as the 14th winningest manager in Major League history. Overall, he managed 23 seasons and posted a 1,835-1,713 (.517) managerial record with the New York Yankees (1986-1988), Cincinnati Reds (1990-1992), Seattle Mariners (1993-2002), Tampa Bay Rays (2003-2005) and Chicago Cubs (2007-2010).

His club's made seven postseason appearances (1990 with Cincinnati; 1995, 1997, 2000, 2001 with Seattle; and 2007, 2008 with Chicago) and he led two teams to wire-to-wire finishes: the 1990 Cincinnati Reds and 2001 Seattle Mariners. In 1990, he guided the Reds to a World Series title and also helped the 2001 Mariners win 116 games, tying the Major League record originally set by the 1906 Chicago Cubs. Overall, he has gone to the postseason 12 times, five times as a player and seven times as a manager. He has gone to five World Series, winning three rings: 1977 and 1978 as an outfielder with the Yankees and in 1990 as a manager with the Reds.

Piniella, who has also been named *The Sporting News* Manager of the Year on two occasions (1995 and 2001), began his managerial career with the New York Yankees, with whom he compiled a 224-193 record from 1986-1988. He led the Cincinnati Reds to their most recent World Series title in 1990, his first of three seasons within that organization. In 1993, he took over the reigns of the Seattle Mariners and led them to playoff appearances in 1995, 1997, 2000 and 2001 while posting an 840-711 record in 10 campaigns (1993-2002). From 2003-05, he was at the helm of the Tampa Bay Rays, compiling a 200-285 mark. After spending 2006 working as a broadcaster for FOX Sports national telecasts, Piniella was hired as the Chicago Cubs' new manager in 2007 and in his three-plus seasons with the organization, went 316-293. He became the first Cubs manager in 100 years to lead the club to consecutive postseason appearances in 2007 and 2008.

Piniella played 18 seasons in the big leagues playing the outfield and compiling a .291 career batting average (1,705-for-5,867) with 102 home runs and 766 RBI in 1,747 games. He was originally selected by the Cleveland Indians in June of 1962, but was then selected by the Washington Senators in the 1963 Expansion Draft then traded to Baltimore in August of 1964. After brief stints with the Orioles in 1964 and with the Indians in 1968, he was named the 1969 American League Rookie of the Year after batting .282 with 11 home runs and 68 RBI for the Royals. After spending five seasons in a Royals uniform, Piniella was traded to the New York Yankees in December of 1973 and spent the next 11 seasons in Yankee pinstripes.

Piniella and his wife, Anita, make their home in Tampa, Florida. They have three children, Lou Jr., Derek and Kristi.



## John Barr

**SPECIAL ASSISTANT TO THE GENERAL MANAGER, SCOUTING**

Longtime baseball executive John Barr is in his fourth season with the Giants and oversees amateur and international scouting.

Under Barr's guidance since 2008, the Giants have drafted impact players like 2010 Rookie of the Year Buster Posey. In addition, Barr has drafted top prospects Zachary Wheeler, who earned the 2009 Georgia Gatorade Player of the Year award, as well as hard-hitting backstop Tommy Joseph and

speedster Gary Brown with their 1st overall pick in 2010.

Barr, who was instrumental in the selection and signing of current All-Star catcher Russell Martin as well as relievers Jonathan Broxton and Scott Proctor during his 10-year stint as the Dodgers East Coast scouting supervisor, will begin his 27th season as a baseball executive in 2010. He has served as a scouting director for the Baltimore Orioles (1989-90) and New York Mets (1994-97), while also working as the assistant general manager for the San Diego Padres (1991-93). After entering the baseball front office ranks in 1984 with the Mets as an administrative assistant to the minor leagues and scouting, the Audubon, NJ native became the East Coast scouting director for

the Minnesota Twins in 1988.

The 53-year-old Barr was also responsible for selecting Mike Mussina (1990) and Ben McDonald (1989) with the Orioles' first-round draft picks, while also tabbing Paul Wilson for the Mets in 1994. During his tenure as the scouting director for the Mets, he also picked right-handed pitcher A.J. Burnett, along with outfielders Jay Payton and Terrence Long.

Barr was inducted into the Mid-Atlantic Scouts Hall of Fame in November of 2008 and was inducted into the Professional Baseball Scouts Hall of Fame during the summer of 2009.

The Rider University graduate resides in Haddonfield, NJ with his wife, Marrienne, daughters Katie, Eileen and Mary, and son, Blake.



## **Tony Siegle**

**SENIOR ADVISOR, BASEBALL OPERATIONS**

Longtime front office executive Tony Siegle is in his third stint with the Giants after rejoining the club in 2007 as a senior advisor in the baseball operations department. He assists Brian Sabean and baseball operations in waiver and rules compliance, contract negotiations, arbitration and trade discussions.

Siegle, who has worked in Major League Baseball for the last four decades, was previously with San Francisco during a five-year run from 1990-94 and again for a brief stay during the 2001 season. Originally tabbed as San Francisco's director of minor league operations in August, 1990, he was elevated to the role of vice president, baseball administration and operations in December, 1992.

Prior to rejoining the Giants, Siegle spent five seasons (2002-06) as the assistant general manager of the Washington Nationals franchise, first under G.M. Omar Minaya and then Jim Bowden. Appointed to the position in February, 2002, when the club was still the Montreal Expos, he helped oversee a myriad of personnel moves while navigating the unique circumstances of a franchise in transition.

A former officer in the U.S. Navy, Siegle began his Major League Baseball career in 1965 as the scoreboard operator at the Astrodome in Houston, and spent the 1969 season as the Phillies' director of stadium operations. He moved to the baseball operations side with Milwaukee in 1970 and has since enjoyed a distinguished career in a variety of front office posts with the Brewers (1970-79), Astros (1979-82), Phillies (1982-88 and 2001), Padres (1989), Angels (1990), Giants (1990-94, 2001 and 2007), Rockies (1995-2000) and Expos/Nationals (2002-06). During his tenure, the University of Miami (FL) graduate has worked closely with or for 23 general managers and 22 managers - numbers believed to be unrivaled in baseball annals.

Tony and his wife, Cynthia, have four children (Andrew, Amy Beth, Zachary and Gregory) and eight grandchildren.



## **Jeremy Shelley**

**SENIOR DIRECTOR, BASEBALL OPERATIONS/PRO SCOUTING**

Jeremy Shelley begins his 18th season in San Francisco's baseball operations department, currently serving as the club's senior director of baseball operations, a position he was promoted to in January of 2009. In his current role, Shelley assists in the areas of player research, statistical analysis, arbitration preparation, as well as professional, international and amateur scouting. In addition, he works closely with Brian Sabean and Bobby Evans on Major League contracts. He also oversees the information systems within the scouting department.

The Concord, CA native began his career for the Giants as a baseball operations intern in 1994. He was hired full-time as administrative assistant, baseball operations in 1996. He earned a BS in finance from Santa Clara University in 1995.

Shelley and his wife, Suzanne, live in San Mateo with their daughters, Maria and Leah.



## Yeshayah Goldfarb

**DIRECTOR, MINOR LEAGUE OPERATIONS/QUANTITATIVE ANALYSIS**

Yeshayah Goldfarb enters his 11th season in the Giants baseball operations department. He helps run the minor league operations on a day-to-day basis and provides analytical and statistical analysis for, but not limited to, player acquisition and development.

A former intern with the club in 2001, Goldfarb graduated from the University of California, San Diego with a degree in History. A former pitcher, he played four seasons with the Tritons and earned most inspirational Player and John Roth Memorial Award (Charlie Hustle) in 2000.

Goldfarb and his wife, Miranda, have a daughter, Eliana, and a son, Ezra, and reside in Berkeley, CA.



## Fred Stanley

**DIRECTOR, PLAYER DEVELOPMENT**

Fred Stanley, a former big league infielder with 43 years of professional baseball experience, was elevated to director of player development in the winter of 2008, taking over for the retired Jack Hiatt. He is chiefly responsible for the assignment, development and evaluation of players throughout the Giants farm system.

Entering his 11th season in San Francisco's organization, Stanley previously served as the Giants coordinator of minor league instruction from 2006-08. He has held many different front office positions, including serving as the Milwaukee Brewers' assistant general manager. He has also worked as a big league coach, minor league manager and instructor, including a five season-stint as a manager in the Giants chain. During that time, he was named the Northwest League's Manager of the Year in 2000 and 2001.

Stanley spent nine seasons in the Milwaukee organization before matriculating to the Giants, including his final three years as the Brewers' assistant general manager. He also served as the Brew Crew's director of player development from 1992-96, with his charges earning the prestigious Topps Organization of the Year Award in 1992. In fact, Milwaukee had the best record of all clubs at the minor league level (.544, 2,205-1,845) from 1992-96. Prior to his stint in the front office, he spent the 1991 season as the Brewers infield coach.

Before going to Milwaukee, he was the coordinator of minor league instruction with the Seattle Mariners from 1989-90, the director of baseball operations with the Houston Astros from 1986-88 and director of instruction with the Oakland Athletics from 1983-85.

A defensive specialist, Stanley played 14 seasons in the Majors with Seattle (1969), Milwaukee (1970), Cleveland (1972), San Diego (1972), New York Yankees (1972-80) and Oakland (1981-82). He made four post season appearances as a player, including World Championships with the Yankees in 1977 and '78.

The Farnhamville, IA native currently lives in Scottsdale, AZ. He has a daughter, Tracie, and a son, Brian.



## Joe Lefebvre

**SENIOR ADVISOR, SCOUTING**

Joe Lefebvre begins his fourth year in the front office after serving on the Giants coaching staff from 2002-07. His knowledge of the players in the San Francisco chain and other organizations prove invaluable to Brian Sabean, as he provides evaluations on both the major and minor league levels.

Lefebvre, 54, enters his 16th season with the Giants, having been a coach on the staffs of Dusty Baker, Felipe Alou and Bruce Bochy over the previous

six campaigns. The Concord, NH native served as a minor league coordinator and hitting coach after joining the Giants organization in 1996. Prior to joining San Francisco, he was an instructor in the New York Yankees and Philadelphia Phillies systems.

The former outfielder compiled a .258 average in 447 Major League games over six seasons with the Yankees (1980), San Diego Padres (1981-83) and Phillies (1983-86). He was originally the

Yankees' third round selection in the June, 1977 Draft. Lefebvre was one of Sabean's high school teammates.

The Eckerd College product lives in Hooksett, NH and has a son, Gregory, and a daughter, Kristin.



## **Paul Turco**

**SENIOR ADVISOR, SCOUTING**

Paul Turco enters his 24th year in professional baseball, his 16th with the Giants. During his tenure with the club, he has been a Florida area scout, east coast cross checker and Major League scout. His current role has him report directly to General Manager Brian Sabean on player personnel acquisitions.

Turco was previously a scout with the New York Yankees, working with the club from 1987-95. Some notable signings include Brad Ausmus and Carl Everett. Prior to joining the Yankees, he was the head baseball coach at Worcester (MA) State College from 1981-83, leading the team to their first ever appearance in the NCAA Regionals. He took over the Worcester State program after serving as a police officer with the Worcester Police Department from 1973-80, earning a promotion to the Detective Bureau in 1977.

A New England native, Turco was a pitcher in his playing days at Quinsigamond Community College (Worcester, MA), finishing with a perfect 15-0 record. He and his wife, Joyce, have two sons who are both professional scouts. Paul Jr. is a regional supervisor with the Giants, while Anthony is a Florida area scout with the Boston Red Sox.



## **Ed Creech**

**SENIOR ADVISOR, SCOUTING**

Ed Creech, a widely respected figure throughout the game, is in his fourth year in San Francisco's organization after having served the last six years as Pittsburgh's Director of Scouting. Having spent over 33 years in professional baseball, he works closely with John Barr in both domestic and international amateur scouting.

The 59-year-old Creech has also been a scouting director with the Los Angeles Dodgers (1999-2001), St. Louis Cardinals (1998) and Montreal Expos (1994-97). During his tenure as a scouting director, he has ushered 54 of his draft picks to the Majors, including the likes of Javier Vazquez, Milton Bradley, Michael Barrett, Brian Schneider, J.D. Drew, Jack Wilson, Shane Victorino, Tom Gorzelanny and Paul Maholm.

The Columbia, SC native played six seasons in the Expos organization after being the club's second round selection in the 1973 draft. Following his playing career, he became a coach and manager for six years in the Montreal chain (1982-85, 1990-91). After serving as an area scout for the team from 1985-91, he was promoted to the Expos scouting supervisor from 1991-93.

The Mercer University graduate resides in Moultrie, GA with his wife, Mary Ann, his daughter, Kacey, and sons, Matthew and Nathaniel.



## **Matt Nerland**

**SENIOR ADVISOR, SCOUTING**

Matt Nerland, who begins his 23rd season with the Giants, will assume the role of special assistant after serving as the club's director of scouting for eight seasons from 1998-2006.

During the eight First-Year Player Drafts that he was instrumental in from 1998-2006, 44 players have matriculated to the Majors. After starting his career as a baseball operations intern with the Giants in 1989, the San Francisco State graduate has continually gained more responsibility during his tenure with the club, evaluating talent at both the major and minor league levels and advising Sabean on player acquisitions at the big league level.

Nerland, 43, and his wife, Rebecca, reside in Clayton.



## Doug Mapson

**COORDINATOR, AMATEUR SCOUTING**

Doug Mapson, who enters his 31st year in professional baseball, will report to John Barr and assist in coordinating the Giants' amateur scouting staff in the field. During his storied career, he signed future Hall of Famer Greg Maddux.

The longtime scout, who is entering his 19th season with the Giants, has served as San Francisco's national cross-checker for the past eight seasons after serving as a special assignment scout and western cross-checker for the first 10 years with the organization.

Prior to joining San Francisco, he was with the Chicago Cubs for 11 years as an area scout and a west coast supervisor. He started his professional career as a part time scout for the Philadelphia Phillies after being the head coach at Palmdale (CA) High School for 10 years.

The Carmel (CA) High School graduate played baseball at both Monterey Peninsula College and U.S. International University in San Diego.

Mapson and his wife, Patricia, live in Chandler, AZ. He has three sons, Jeff, Jay and Dusty and three stepchildren, Vicki, Guy and Diane.



## Pablo Peguero

**DIRECTOR, DOMINICAN OPERATIONS**

Pablo Peguero begins his eighth year with the Giants, coordinating the club's scouting and player development operations in the Dominican Republic.

A Dominican native, Peguero has an extensive background into baseball in his island country. Prior to joining the Giants organization, he worked in the Dominican for the Los Angeles Dodgers as a scout from 1984-86, staff coordinator from 1987-89, scout and development coordinator from 1990-94 and general manager of Campo Las Palmas (Dodgers facility in D.R.) from 1995-2003. Notable players he signed for the Dodgers include Adrian Beltre, Raul Mondesi, Felix Rodriguez, Angel Pena and Wilton Guerrero. He was also the general manager of the Dominican Olympic Team in the 1999 Pan Am Games in Winnipeg, Canada.

The former catcher played nine seasons (1972-1980) in the minors with the Los Angeles Dodgers, including the last four years at triple-A. He and his wife, Xiomara, have a son, Felix, and a daughter, Patxi, and live in Santo Domingo, Dominican Republic. His son was a former minor league player and currently works as a scout with the Giants.



## John Cox

**COORDINATOR, PACIFIC RIM SCOUTING**

John Cox begins his sixth season with the Giants, serving as the coordinator of Pacific Rim scouting. He is responsible for the club's scouting efforts in Australia, Japan, Korea and Taiwan.

Cox previously worked in the scouting department of the New York Yankees from 1994-2006, having been a Western region supervisor, pro scout and Pacific Rim supervisor. During his time with the Yankees, he was involved in the signings of such notable players as Hideki Matsui, Chin-Ming Wang and Jose Contreras. He has also worked in the front office or scouting departments of the Chicago Cubs (1973-85), Cincinnati Reds (1986-88) and Baltimore Orioles (1989-2006), having served in a number of roles.

A former infielder, Cox played in the minors with the California Angels, Cubs and Oakland Athletics. He currently resides in Yucaipa, CA.



## Shun Kakazu

**COORDINATOR, JAPAN OPERATIONS**

Shun Kakazu enters his third season with the Giants, working with John Cox and giving the club a full-time presence in Japan.

A native of Japan, Kakazu previously worked with the Chiba Lotte Marines Baseball Club from 2006-08. While with Chiba Lotte, he was the director of player personnel, overseeing amateur, professional and foreign player personnel in order to help manager Bobby Valentine make decisions on player acquisitions. He also was involved in contract negotiations with player agents.

Kakazu graduated from Harvard University in 2004 with an A.B. in Faculty of Arts and Sciences with Honors. He is single and lives in Tokyo, Japan.



## Jack Hiatt

**SENIOR CONSULTANT, PLAYER PERSONNEL**

Jack Hiatt, a former Giants player, is in his fourth season with the Giants in an advisory role after retiring from his longtime position as the club's director of player development. He will work closely with Brian Sabean on minor league evaluations and recommendations.

Hiatt also spent two seasons assisting then-minor league director Carlos Alfonso, one year as a roving catching instructor (1989) and one campaign (1988) as the manager of the Giants' rookie league club in Pocatello, ID.

A catcher and first baseman during his playing days, Hiatt played for the Angels, Giants, Expos, Cubs and Astros during a career that included 483 games from 1964-72.

Prior to joining the Giants player development staff, Hiatt worked as a coach and manager in the Cubs, Angels and Astros organizations, including a stint as a Major League coach with Chicago in 1981.

Hiatt and his wife, Sherlyn, reside in Gleneden, OR.



## Joe Amalfitano

**SPECIAL ASSISTANT, PLAYER DEVELOPMENT**

Joe Amalfitano, who enters his 57th year in professional baseball and 20th in the Giants organization, serves as a roving instructor and a special assignment scout as directed by Brian Sabean. The former big league infielder is in his sixth different tour of duty with the Giants, returning to the organization in 2005.

Originally signed by the New York Giants as a bonus baby in 1954, he played for the New York club in 1954-55 and with San Francisco from 1960-61 and 1963. Amalfitano also served as a big league coach for the Giants from 1972-75, before returning as a special assistant, player development from 1999-2001.

Prior to rejoining the black and orange during his current stint, he spent the previous three years as a senior advisor to baseball operations for the Los Angeles Dodgers from 2002-04. Amalfitano ended his Major League coaching career with the Dodgers, manning the third base coaching box from 1983-98 under manager Tommy Lasorda. His other big league coaching assignments included: the Chicago Cubs (1967-71 and 1978-81), San Diego Padres (1976-77) and Cincinnati Reds (1982).

The San Pedro, CA native also managed parts of three seasons with the Cubs from 1979-81, compiling a 66-116 ledger. He was Chicago's interim manager at the end of the 1979 season, taking over for Herman Franks and finishing with a 2-5 mark. He also managed the last half of the 1980 season in Chicago after taking over for Preston Gomez and posted a 38-65 record as the skipper for the entire strike-shortened 1981 season.

Having appeared in two World Series — one as a player for the Giants in 1954 and one as a coach for the Dodgers in 1988 — he posted a .244 batting average during his 10-year big league career with the Giants (1954-55, '60-61 and '63), Astros (1962) and Cubs (1964-67).

A graduate of the University of Southern California, he and his wife, Kay, live in Sedona, AZ.



## Jim Davenport

**SPECIAL ASSISTANT, PLAYER DEVELOPMENT**

Jim Davenport, who was a member of the original 1958 San Francisco Giants, enters his 47th campaign with the organization, having played, coached and managed at both the major and minor league levels. He serves as a roving instructor and a special assignment scout as directed by Brian Sabean.

The All-Star third baseman has held his current position for 11 of the last 12 years. However, Davenport was asked to skipper triple-A Fresno in 1998 during the Grizzlies' inaugural campaign, piloting the squad to the Pacific Coast League Southern Division championship. He also served as the first base coach for San Francisco in 1996 after managing then triple-A Phoenix during the second half of the 1995 campaign.

The Siluria, AL native re-joined the Giants organization in 1993 and served as a coach for single-A San Jose until 1995. After serving as San Francisco's manager in 1985, he served as third base coach for Philadelphia in 1988 and Cleveland in 1989 before joining Detroit as an advanced scout from 1991-92. Davenport was also the Giants third base coach from 1976-82 and the club's advance scout in 1983-84.

Following a 13-year big league career all with the Giants, he remained with the organization and managed Phoenix from 1971-73 before serving as a coach for the Padres from 1974-75.

Davenport, 75, posted a .258 lifetime batting average in 1,501 Major League contests. He earned All-Star status and a Gold Glove in 1962 and was voted by the fans as the third baseman on the Giants' 25th Anniversary Dream Team in 1982.

Davenport and his wife, Betty, reside in San Carlos, and have five children, Randy, Cathy, Ken, Don and Gary, who is the hitting coach for Class A Advanced San Jose.

## ADMINISTRATION



## Mario Alioto

**SENIOR VICE PRESIDENT, REVENUE**

Mario Alioto, a member of the Giants front office since 1983, is responsible for all revenue generating areas of the organization. This includes ticket sales and services, luxury suite and premium seat services, sponsorship, media sales, special events and the Dugout Store retail operation. He also is liaison for relationships with the team's TV and radio partners (KNBR Radio, Comcast SportsNet Bay Area, NBC Bay Area and KIQI Radio) and the food

and beverage providers at AT&T Park.

During each of his first ten seasons at AT&T Park, Alioto was responsible for overseeing a record breaking sales strategy that has consistently placed the Giants as one of the top sponsorship revenue generating teams in all of Major League Baseball. In 2010, Alioto led the effort that saw more than three million fans come through the turnstiles during the regular season on the team's road to its first World Series victory since moving to San Francisco.

Alioto served as Vice President, Sales & Marketing during the final years at Candlestick Park. He oversaw a promotional lineup in 1999 that included the first ever bobblehead promotion, which has since become one of the most popular premium items in professional sports. Alioto also played an integral role in developing the Charter Seat program and the Winner's Circle sponsorship program as the Giants prepared to build AT&T Park.

Alioto currently serves on the boards of the San Francisco Chamber of Commerce, the San Francisco Giants Community Fund and the St. Mary's College Board of Regents.

The St. Mary's College graduate lived out every youngster's dream by starting with the organization as a batboy in 1973 and later served as the visiting clubhouse manager prior to moving to the front office.

Alioto resides in Alamo with his wife, Kelly, and their four children, Tony, Dominic, Marco and Giuliana.



---

## Jack F. Bair

**SENIOR VICE PRESIDENT AND GENERAL COUNSEL**

---

For the past eighteen years, Jack Bair has played a critical role in handling many of the organization's most important initiatives. Bair serves as the team's chief legal officer, manages governmental relations and directs a variety of special projects.

Bair played a central role in the development of AT&T Park. He led the effort to select the ballpark site and formulate the ballpark design. He ran the political campaign to win approval for the ballpark. He also negotiated the ballpark real estate transaction and led the effort to gain all governmental approvals necessary to construct the ballpark on time and on budget. Bair also played a key role in renovating Scottsdale Stadium and the club's minor league headquarters. Bair now leads the effort to develop property located immediately south of AT&T Park and the team's Latin American headquarters in the Dominican Republic.

Prior to joining the Giants, Bair worked as a Deputy City Attorney for San Francisco. Bair directed the legal effort to save the Giants in 1992 from being relocated to Florida. Prior to his time in the public sector, Bair practiced law at Farella Braun & Martel. Bair serves as an officer of the Giants Community Fund and the SF Neighborhood Theatre Foundation and serves on the Board of Trustees of the UC Davis Foundation and the Bayview Hunters Point YMCA. Bair is a graduate of UC Davis and Yale Law School.



---

## Jorge Costa

**SENIOR VICE PRESIDENT, BALLPARK OPERATIONS**

---

Jorge Costa enters his 23rd year with the Giants, supervising ballpark operations, security, maintenance and construction projects at AT&T Park. Costa oversees all operations staff and event personnel, which includes security, groundskeepers, parking, janitorial and maintenance.

Under Costa's direction, the Giants became the first professional sports team to create a Traffic Safety Day and were pioneers in the implementation of a responsible alcohol management program. He is the recipient of a Lifetime Achievement Award for alcohol management and traffic safety programs from the National Highway Traffic Safety Administration.

Costa was instrumental in earning AT&T Park LEED Certification, the nationally accepted benchmark for design, construction and operation of high performance green buildings. As a result the Giants in 2010 earned their 3rd consecutive MLB Green Glove Award for Recycling Excellence.

Costa was in Beijing, China for the 2008 Olympics serving as an elite venue chief for operations and security. In addition, he has participated in event operations for Major League Baseball, World Cup soccer, the 2006 World Baseball Classic and the first international baseball game held in Monterrey, Mexico in 1996. At the 2007 Pan-American Games, he served as the operations and security consultant for the US Olympic Committee. Prior to his tenure with the Giants, the Saint Mary's College graduate served as Commissioner Peter Ueberroth's West Coast liaison for stadium operations and security, and was chief of operations at the Oakland Coliseum.



## **Alfonso Felder**

**SENIOR VICE PRESIDENT, FACILITIES**

Alfonso Felder, who enters his 16th year in the Giants front office, oversees the Giants facilities group including the Ballpark Operations, Guest Services and Giants Enterprises departments. Felder also oversees the Giants Spring Training operations in Scottsdale, Arizona.

Felder was the Giants' point person for the 2007 All-Star Game at AT&T Park and coordinated the club's hosting of the inaugural World Baseball Classic at Scottsdale Stadium in 2006. He has also managed many of the recent capital improvements at AT&T Park as well as the renovation of Scottsdale Stadium and the Giants' minor league training facilities in Arizona. He was a key player in the planning and development of AT&T Park and continues to manage the Giants' relationship with the transit and parking operators that serve the ballpark.

Felder's first job was as a Giants usher at Candlestick Park while growing up in the City. He attended U.C. Berkeley and graduated from Harvard University. Felder resides in San Francisco with his wife, Tara, and son Leo.



## **Leilani Gayles**

**CHIEF PEOPLE OFFICER**

Leilani Gayles is the Chief People Officer for the SF Giants. She is responsible for setting the strategic direction for the San Francisco Giants People agenda and leads the organization in the areas of talent management, staffing, employee relations, compensation and performance management.

Since 1980, Gayles has worked in the human resources field, in various environments, ranging from fast growth start-ups to large technology companies, with a focus on developing high performance teams and winning cultures. Prior to her position with SF Giants, Gayles worked at Mercury Interactive Software as Global Senior Vice President of People and Places and served as Senior Vice President at Excite@Home. Gayles also served as worldwide Vice President at Silicon Graphics Inc. and held various human resources positions at Hewlett-Packard Company and related technology companies.

Gayles holds a bachelors of science degree in organizational behavior and a master's degree in human resources organizational development from the University of San Francisco. She is a senior fellow with the American Leadership Forum, a network of regional leaders committed to serving the common good in Silicon Valley. Her professional focus is helping organizations achieve scale and efficiency while creating a highly engaging and productive workplace where people have the opportunity to do the best work of their careers.



## **Tom McDonald**

**SENIOR VICE PRESIDENT, MARKETING**

Tom McDonald enters his 16th season with the Giants organization and 13th season as Senior Vice President, Marketing. McDonald has oversight of the Giants brand development and imaging through the club's external marketing messages, annual advertising campaign and the Day of Game Entertainment experience inside the ballpark. He also leads the SFG Productions group that creates unique programming, content and specialized productions for extension of the Giants brand.

During the Giants tenure at AT&T Park, McDonald has overseen the setting of unprecedented club attendance records over a ten-year horizon. The Giants reached the three-million mark in attendance in the first eight seasons at AT&T Park, becoming just the fourth team in Major League Baseball history to reach that mark over eight consecutive years.

As vice president of marketing for the China Basin Ballpark company from 1996-99, McDonald spearheaded the most successful charter seat campaign in baseball history, selling 15,000 preferred, charter seats at the new ballpark.

Prior to his tenure with the Giants, McDonald spent eight seasons as vice president of sales and marketing for the Portland Trail Blazers and Oregon Arena Corporation.

Tom and his wife, Carla, reside in Mill Valley with their two children, Jackson and Marisa.



## Jason Pearl

**MANAGING VICE PRESIDENT, SPONSORSHIP AND NEW BUSINESS DEVELOPMENT**

Jason Pearl, in his 19th season with the Giants, is responsible for the sales and development of all sponsor related programs at AT&T Park. In addition, Jason oversees the organization's Hispanic outreach marketing efforts, Giants Marketing Group- which manages sponsorship development for third party events at AT&T Park as well as other off-site entertainment properties, and the relationship with the team flagship radio station, KNBR.

The San Rafael, CA native played an integral role in the naming rights for AT&T Park and the creation of the Winner's Circle, while also overseeing the team's relationship with Major League Baseball Advanced Media.

A 1991 graduate of Cornell University, he lives in San Francisco with his wife, Nikki, daughter, Ella, and son, Ruben.



## Bill Schlough

**SENIOR VICE PRESIDENT AND CHIEF INFORMATION OFFICER**

Bill Schlough oversees a team of dedicated professionals that provide day-to-day technical support while collaborating with internal clients to set the technological direction for the organization. Since his arrival in 1999, the Giants have enhanced the fan experience through innovations such as the "Double Play Ticket Window," universal gift cards, contactless payment systems, "SplashTix," pervasive Hi-Definition video displays, "Digital Dugout," and the first 100-percent wireless venue in professional sports. Schlough's IT team has also implemented an array of revolutionary systems to create a competitive advantage on the field.

An Olympic enthusiast, Schlough is a board member of the Bay Area Sports Organizing Committee (BASOC) and served as a technology lead for San Francisco's bids to host both the 2012 and 2016 Olympic Games. His event experience includes assignments at the 1994 World Cup along with Olympic Games in Atlanta, Salt Lake and Torino, Italy. Previously, he worked as a consultant with Booz-Allen & Hamilton and Electronic Data Systems, supporting a diverse collection of clients including AMD, Northrop Grumman and General Motors. He also serves on the board of Junior Achievement of Northern California and is a strong supporter of the Giants Community Fund.

A San Francisco native, Schlough holds a Mechanical Engineering degree from Duke University and an MBA from the Wharton School. He is an Ironman triathlete and was named to sports Business Journal's 2010 "Forty Under 40" class for the most respected young executives in the sports industry.



## Staci A. Slaughter

**SENIOR VICE PRESIDENT, COMMUNICATIONS**

Staci Slaughter, who became the first female vice president in the history of the organization in 1999, oversees media relations, public affairs, marketing communications programs, social media, crisis communications and community outreach activities on behalf of the organization. This includes managing the public relations efforts surrounding the development and opening of the ballpark.

Along with managing the media operations for the 2007 All-Star Game and Fan Fest, she helped spearhead the Giants' charitable endeavors such as the Willie Mays Boys & Girls Club at Hunter's Point dedication and Project Green.

Prior to joining the Giants in 1996, Slaughter was press secretary to former San Francisco Mayor Frank Jordan, where she served as his primary spokesperson, media liaison and speech-writer.

She currently serves on the board of trustees of the Golden Gate National Parks Conservancy, the San Francisco Friends School and the Friends of the San Francisco Public Library. A University of California, Berkeley graduate, Slaughter lives in San Francisco with her husband, Jamie, and their sons, Jake and Ben.



## **John F. Yee**

**SENIOR VICE PRESIDENT AND CHIEF FINANCIAL OFFICER**

John Yee joined the Giants in 1992 with primary responsibility for its financial affairs. Other functions for which Yee have overseen during the last 19 years with the Giants includes human resources, business administration, information systems and retail.

His involvement with the building of AT&T Park began with his role as Treasurer with the "Yes on B, Build the Ballpark" 1996 election measure.

AT&T Park was privately financed through efforts of Yee with the securing of construction and private placement bond financing. Yee was involved with design, engineering and development issues throughout the building of the ballpark. He served as the point person in management of the ballpark construction project for the team and assuring an "on time, on budget" delivery of the ballpark. These efforts drew upon his previous experience working on major construction projects, including a stint internationally.

The San Francisco native is involved with all major initiatives of the company as one of the principal officers of the company. Major initiatives have included the parking lot and development, and contract negotiations including the recent regional sports network transaction, on-going ballpark capital improvements and player contract administration. He continues to be involved with lender relations, ongoing financing needs for the company and investor relations.

Yee resides in Novato with his wife, Catherine.



## **Russ Stanley**

**MANAGING VICE PRESIDENT, TICKET SALES AND SERVICES**

Russ Stanley, who enters his 22nd season with the San Francisco Giants, is responsible for the ticket sales of all events at AT&T Park and the team's Spring Training facility, Scottsdale Stadium. He was a key player in developing the team's charter seat program as well as the Giants secondary market and dynamic pricing rollouts.

Stanley and his team of sales, operations, client relations, and luxury suites staff have implemented many progressive ideas that have improved Giants fan experience and satisfaction. During his tenure, the team has developed many fan friendly programs to alleviate the pressure for season ticket holders who must purchase and use 83 games. Whether it's reselling tickets online, relaying via email, finding ticket partners, or donating tickets, Stanley's team has built the infrastructure to do it all electronically. Last season's dynamic pricing program, where the team changes prices based on demand, has changed the ticketing business. Russ' team of ticket and sales professionals continue to be at the forefront of the sports ticketing world.

The San Francisco State graduate came to the Giants after eight years at Marine World, in both Redwood City and Vallejo.



## **Danny Dann**

**VICE PRESIDENT, SPONSOR AND SPECIAL EVENT SUPPORT**

Danny Dann oversees the execution of all sponsor-related commitments and the promotional activity for the organization. He also works closely with the Ticket Sales department to manage the logistics for the many group sales and Heritage Day events at AT&T Park.



---

## **Nancy Donati**

**VICE PRESIDENT, CREATIVE SERVICES**

---

Nancy Donati oversees the Creative Services Department including publications, photography and archives. She manages the design of all Giants' collateral printing and photography needs each season—including Giants Magazine and the art program for the ballpark.



---

## **Jerry Drobny**

**VICE PRESIDENT, STRATEGIC REVENUE SERVICES**

---

Jerry Drobny, entering his 19th year with the San Francisco Giants in 2011, is responsible for a wide variety of strategic initiatives within the Revenue Department including product pricing, customer information management, analytic reporting and technology solutions development. Drobny and his strategic services team provide internal consulting services to assist and support the Giants organization's decision-making and customer relationship activities. Drobny has an MBA degree from University of Michigan and undergraduate degrees in Psychology and Statistics from the University of California, Davis.



---

## **Annemarie Hastings**

**VICE PRESIDENT, CLIENT RELATIONS**

---

Annemarie Hastings, originally hired to sell the charter seat and luxury suite licenses which funded construction of AT&T Park, now begins her 16th season with the Giants and oversees the Giants Client Relations Department. Under her direction, the organization's client relations staff is responsible for the retention and renewal of all charter seat, season ticket, luxury suite and group ticket clients. The team provides year-round, proactive and personalized customer service to this core group of Giants customers.



---

## **Dave Martinez**

**VICE PRESIDENT, RETAIL OPERATIONS**

---

Dave Martinez oversees all aspects of the Giants retail operations, including the Giants Dugout Stores, Spring Training, mail order and other outside venues. Martinez oversees the real estate negotiations, merchandising, and marketing surrounding the retail operation.



---

## **Rick Mears**

**VICE PRESIDENT, GUEST SERVICES**

---

Rick Mears is responsible for all ushers, ticket takers, Coca Cola Fan Lot, luxury suite, and club level staff on game days at AT&T Park. He also is the primary trainer for AT&T Park event staff.



---

## **Elizabeth R. Murphy**

**VICE PRESIDENT AND DEPUTY GENERAL COUNSEL**

---

Elizabeth Murphy, who begins her 13th season with the Giants, serves as in-house counsel and the lead lawyer in negotiating, documenting and completing the Giants' and its related entities' commercial, sponsorship and media transactions. She also handles the club's trademark and real estate matters, while managing all legal aspects of the relationships with the Giants' sponsors, broadcasters, landlords, subtenants and major service providers.

---



---

## **Lisa Pantages**

**VICE PRESIDENT, FINANCE**

---

Lisa Pantages oversees the daily financial operations of the club and its affiliates, including all general accounting activities, financial reporting, budgets and payroll. Previously, she served as a member of Deloitte & Touche's team that has audited the Giants' finances since 1993.

---



---

## **Stephen Revetria**

**VICE PRESIDENT AND GENERAL MANAGER, GIANTS ENTERPRISES**

---

Stephen Revetria is responsible for the day-to-day management of Giants Enterprises, a wholly owned subsidiary of the San Francisco Giants. He is responsible for developing business opportunities and strategy that increase the visibility and use of AT&T Park beyond the Major League Baseball franchise.

---



---

## **Gene Telucci**

**VICE PRESIDENT, BALLPARK OPERATIONS**

---

Gene oversees the daily operations of AT&T Park and is responsible for maintaining a clean, safe and functional facility. Telucci also manages the budget for Ballpark Operations. A San Francisco native, Telucci began his career more than 30 years ago as a ticket taker at Candlestick Park.

---



---

## **Joyce Thomas**

**VICE PRESIDENT, HUMAN RESOURCES**

---

Joyce Thomas oversees human resource activities concentrating on all employee benefit programs for the organization. She serves on many benefit boards including the MLB Board of Trustees for the league wide medical program. Thomas, a native of Connecticut, has over 27 years experience working in the human resources field.

---



---

## **Jeff Tucker**

**VICE PRESIDENT, SALES**

---

Jeff Tucker develops and manages the sales process for: premium sales, group sales/special events, and new season ticket sales. He manages the day-to-day activities of the executive sales team and inside sales department.

---



---

## Willie Mays

ASSISTANT TO THE PRESIDENT

---

Regarded by many as the best all-around player in baseball history, Willie Mays returned to San Francisco in 1986 and now enters his 24th season in the Giants' front office. In 1993, in one of his first public statements after assuming ownership of the team, former Giants President and Managing General Partner Peter Magowan announced that the franchise was signing Mays to a lifetime contract.

Magowan also announced in 1997 that the front entrance of the club's new ballpark would feature a world-class statue of Mays and the official address of the park would be 24 Willie Mays Plaza. The 79-year-old Mays serves as a Giant emissary. He visits the Giants' minor league teams, as well as Spring Training camp. The Westfield, AL native also makes appearances on behalf of the club at a variety of civic and charitable events throughout the Bay Area for the Giants Community Fund. He has also made generous contributions to needy children throughout the country through his own Say Hey Foundation charity.

During his 22-year Major League playing career, Mays was named Most Valuable Player twice, 11 years apart, first as a New York Giant and then as a San Francisco Giant. He holds the all-time record for putouts by an outfielder, with a career total of 7,095. He compiled 3,283 hits, won 12 Gold Gloves and appeared in 24 All-Star games. He was third on the all-time home run list with 660 until 2003 when his godson, Barry Bonds, passed him. His career batting average was .302 and for eight consecutive years, he drove in more than 100 runs a season. The "Say Hey Kid" was inducted into the Hall of Fame in 1979, the first year of his eligibility (the ninth player to make it on his first try). Mays' uniform number has been retired by the Giants, as he remains the franchise leader in games played (2,857), at-bats (10,477), runs (2,011), hits (3,187), doubles (504), home runs (646), total bases (5,907) and extra base hits (1,289).

More recently, Willie Mays has received numerous honors as one of the premier athletes of the past 100 years. *The Sporting News* ranked him second only to Babe Ruth among the 100 greatest baseball players of the 20th century. ESPN listed him as eighth in their ranking of the top 50 athletes of the century. In 2003, former Governor Gray Davis appointed Willie Mays to the State Board of Directors of the California African American Museum.

He is also the spokesperson for HealthSpring, a Medicare Advantage plan benefiting senior citizens in the Southeastern part of the country as well as the spokesperson for The Institute on Aging in San Francisco. He has received honorary degrees from Ohio State University, Ohio and Yale University, Connecticut and Mills College and Dartmouth.

Major League Baseball and the Giants honored Mays' lifetime achievements in an on-field tribute prior to the 2007 All-Star Game at AT&T Park. During the festivities, the Boys & Girls Club at Hunters Point officially became the Willie Mays Boys & Girls Club at Hunters Point after the clubhouse was rebuilt.

Mays and his wife, Mae, make their home in Atherton.



---

## Willie McCovey

SENIOR ADVISOR

---

Willie McCovey, whose Hall of Fame playing career with the San Francisco Giants spanned four decades, enters his 11th season as senior advisor to the team.

McCovey, who had hit more home runs (521) than any other left-handed hitter in National League history before Barry Bonds passed him in 2001, began his first formal association with the Giants' current ownership group in 2000. He had previously made special public appearances on an ad hoc basis for the present and previous administrations over the past several years, but had not held a formal front office position with the team since 1986.

In honor of the Hall of Fame great, the portion of San Francisco Bay behind right field at AT&T Park has been named "McCovey Cove." In 2003, the Giants unveiled a statue of McCovey at China Basin Park, which is located across from AT&T Park on the southern shoreline of McCovey Cove. He was honored during the Home Run Derby during the 2007 All-Star Game festivities.

In his current position, McCovey offers his expertise to Giants players when possible, appearing at Spring Training and during the regular season. He also makes occasional speaking appearances, and performs other valuable functions for the team.

One of the most respected and feared hitters in baseball during his 22-year career in the Majors, McCovey was a six-time All-Star, ranks second to Lou Gehrig in career grand slams (18) and hit the most homers (231) ever at Candlestick Park. “Stretch” also established a Major League record for most seasons played (22) as a first baseman. In addition, he became the fifth player in MLB history to earn back-to-back home run and RBI titles, hitting 36 homers and driving in 105 runs in 1968 and then capturing NL Most Valuable Player honors with 45 home runs and 126 RBI in 1969.

McCovey, 71, has made an on-field appearance at the close of every season—with the exception of a few recent years due to his knee ailments—to present the Willie Mac Award. The only Giants award ever named after a former player, the Willie Mac Award was established in 1980 and is given to the Giants player who best exemplifies the spirit and leadership consistently shown by McCovey throughout his career.



## Orlando Cepeda

**COMMUNITY AMBASSADOR**

Orlando Cepeda, who was inducted into the Baseball Hall of Fame in 1999, is recognized nationally for his humanitarian efforts as an ambassador for baseball and the San Francisco Giants. He begins his 22nd season as a community representative for the team and is a member of the Giants Community Fund Advisory Board.

In his current role, the “Baby Bull” visits inner-city schools in the Bay Area and throughout the United States, speaking to “at-risk” children about the dangers of drugs and alcohol. The 73-year-old Ponce, P.R. native also serves as the honorary spokesman for the Crohn’s & Colitis Foundation of America.

A lifetime .297 hitter with 379 home runs and 1,365 RBI during his 17-year playing career with the Giants, Cardinals, Braves, A’s, Red Sox and Royals, Cepeda hit a home run against the Dodgers in his very first Major League game April 15, 1958. He went on to win 1958 Rookie of the Year honors, the 1966 Comeback Player of the Year award, the 1967 NL Most Valuable Player trophy and 1973 Designated Hitter of the Year laurels. He appeared in three World Series, was a six-time All-Star and hit over .300 nine times in his career.

On July 25, 1999, Cepeda was inducted into the Baseball Hall of Fame during ceremonies in Cooperstown, NY. He became only the second Puerto Rico native to enter the Hall, joining the late Roberto Clemente. Two weeks earlier on July 11, 1999, Cepeda had his uniform No. 30 retired by the Giants during ceremonies at Candlestick Park.

In 1993, the Baby Bull was also inducted into the Puerto Rico Sports Hall of Fame, while in 1999, he was elected to the Missouri Sports Hall of Fame for his great years with the St. Louis Cardinals which followed his tenure with the Giants. In 2004, he was one of four men to receive the Major League Baseball Players Alumni Association’s Achievement Awards, the MLBPA’s highest alumni honor. He was joined by Jim Bunning, Al Kaline and the late Roger Maris.

In 2008, the Giants unveiled a nine-foot bronze statue of Cepeda at the Second Street entrance to AT&T Park.

Cepeda and his wife, Miriam, reside in Fairfield. They have four sons—Carlton, Orlando, Jr., Malcolm and Ali.



## Lon Simmons

**COMMUNITY AMBASSADOR**

Hall of Fame broadcaster and local legend Lon Simmons rejoined the Giants in 2006, serving in a capacity as a community ambassador and fill-in broadcaster. In his current duties, Simmons visits San Francisco during selected homestands as well as during the off season, and Scottsdale for Spring Training. He makes appearances at various team events, such as the Play Ball Luncheon, Fan Fest and Opening Day.

One of the original voices of the San Francisco Giants, the 2004 Ford Frick Award winner originally teamed with fellow Hall of Famer Russ Hodges to form arguably the finest broadcast team in sports history in 1958 to kick off the first of three different stints in the Giants broadcast booth (1958-73, ‘76-78 and ‘96-2002) that spanned 23 seasons.

The man with the trademark “Tell It Goodbye” home run call retired to Hawaii after the 2002 season and was inducted into the National Baseball Hall of Fame in Cooperstown, NY in the summer of 2004.



## **Will Clark**

**COMMUNITY AMBASSADOR**

Longtime Giants icon Will Clark joined the Giants front office in January 2009 as a community ambassador. In his new role, the six-time All-Star first baseman represents the organization at various in-season and off-season community events in San Francisco. He also attends the Giants Spring Training Camp in Scottsdale, Arizona and visits one of the Giants' minor league teams each year.

Clark, who brings the experience of a 15-year Major League playing career to the Giants, previously worked as an advisor to the Arizona Diamondbacks' coaching staff in spring training from 2004-2008.

Drafted by the Giants in the first round (second overall pick) of the 1985 June draft, Clark spent his first eight big league seasons in a San Francisco uniform, compiling a .299 batting average with 176 home runs and 709 RBI in 1,160 games.

One of the best clutch hitters of his time, Clark hit over .300 on 10 occasions. In 1988, he became the first Giants player to drive in 90 or more runs in consecutive seasons since Bobby Murcer in 1975-76. He had one of his finest seasons in 1989, when he batted .333 with 111 RBI, and finished second in the NL Most Valuable Player voting to Giants teammate Kevin Mitchell. He was however named MVP of the '89 NLCS, after batting .650 with a pair of homers and eight RBI, helping San Francisco defeat Chicago four-games-to-one.

One of the premier first basemen in the National League during his time with San Francisco, Clark was also an outstanding defensive player, winning a Rawlings Gold Glove in 1991.

The New Orleans, LA native owned a .303 lifetime average with 284 home runs and 1,205 RBI over 1,976 career games for the Giants (1986-1993), Rangers (1994-98), Orioles (1999-2000) and Cardinals (2000).

Clark, who was a two-time All American at Mississippi State University, was the winner of the Golden Spikes Award as the country's top collegiate player in 1985, hitting .420 with 25 home runs and 77 RBI in 65 games. He was inducted into the College Baseball Hall of Fame in 2006 and was inducted into the Mississippi Sports Hall of Fame in 2008.

He resides in Perryville, LA with his wife, Lisa, and their son, Trey, and daughter, Ella.



## **J.T. Snow**

**SPECIAL ASSISTANT**

Longtime Giant and fan favorite J.T. Snow joined the San Francisco Giants front office in December, 2006 after retiring from a 15-year big league career. The six-time Gold Glove first baseman has a wide variety of duties in his role, including personal appearances, broadcasting on the radio side, serving as an instructor during Spring Training, a roving instructor for the minor league clubs and advising general manager Brian Sabean on an as-needed basis.

Snow, who spent nine seasons in a Giants uniform from 1997-2005, helped San Francisco to four post season appearances during his tenure before completing his career with the Boston Red Sox in 2006. He and Hall of Famer Willie McCovey are the only Giants first basemen to start nine consecutive Opening Days since the club moved to San Francisco in 1958.

The Long Beach, CA native owned a .268 lifetime average with 189 home runs and 877 RBI over 1,715 career games for the Yankees (1992), Angels (1993-96), Giants (1997-2005) and Red Sox (2006).

Snow, who is one of three players to win the coveted "Willie Mac Award" twice in his career (1997 and 2004) along with Mike Krukow and Bengie Molina, makes his home in Hillsborough, CA with his wife, Stacie, and their son, Shane.

# Giants<sup>TM</sup> Everywhere

## News, Stats, Scores

Get all the info you need to stay on top of the Giants in 2011.

## Tickets

Find season ticket packages, single games, promos, giveaways and more.

## Shop

Buy your favorite Giants gear and collectibles at the Official online Shop.

## Watch Online

Catch Giants games online LIVE or on demand with a subscription to MLB.TV<sup>®</sup> or MLB.TV Premium (blackout restrictions apply).

## Mobile

Follow all the action with real-time scores, LIVE audio, in-game highlights and more on your smart phone with MLB.com At Bat<sup>TM</sup> 2011, available for various mobile devices and on your PC.

# sfgiants.com<sup>TM</sup>



GIANTS shop

MLB.TV

MLB.com

MLB.com/mobile



At Bat

sfgiantes.com

# 2011 GIANTS




Nearly all of San Francisco's 2010 championship club returns for 2011 to try and defend the title.

# MANAGER AND COACHES

## Bruce Bochy

### MANAGER

**Birthdate:** April 16, 1955  
**2011 Opening Day Age:** 55  
**Birthplace:** Landes de Bussac, France  
**Resides:** Poway, California  
**Giants Manager Since:** Oct. 27, 2006  
**Contract Status:** Signed through 2012 (signed 2-year deal prior to 2010 season with club option for 2012, which was exercised prior to 2011 season)



### MANAGERIAL/COACHING CAREER

- 2-time National League Manager of Year was named 38th manager in Giants franchise history, and 16th in San Francisco annals, Oct. 27, 2006.
- Guided 2010 Giants to 1st-ever World Series title in San Francisco history and 1st World Championship since 1954...became 6th manager in history to guide at least two different NL franchises to World Series appearance... became 4th skipper to win World Series Championship at helm of Giants, joining John McGraw (1905, 21-22), Bill Terry (1933), and Leo Durocher (1954).
- Is 1st foreign-born manager to reach World Series (1998) and 1st European-born manager to win World Series (2010).
- His 5 postseason appearances are tied for 4th—most among current ML skippers.
- Signed 2-year extension with club option for 2012 campaign on Oct. 13, 2009.
- During his 4-year tenure, Giants have posted 323-325 (.498) record.
- Is 1 of only 55 managers since 1900 to reach 1,000-win plateau...has compiled 1,274-1,300 (.495) career ledger in 16 seasons as ML skipper...is 4th among active big league managers for wins, and is 33rd on all-time list.
- One of baseball's most qualified and experienced managers, Bochy recently completed his 16th-consecutive year as big league skipper, 2nd-longest stint by an active manager behind Tony LaRussa (32 years).
- Is winningest foreign-born manager in ML history, having moved past former Giants skipper Felipe Alou in 2008...is also winningest manager in Padres franchise history, having recorded 951 victories during 12 years in San Diego.
- Was named NL Manager of Year by BBWAA in 1996 and was honored as league's top skipper by *The Sporting News* in both 1996 and 1998.
- Guided his Padres clubs to 5 winning campaigns, including 1996, '98, 2005 and '06 NL West titles.
- Is 1 of only 5 managers in ML history to win pair of series against 100-win clubs in same post season, as his 1998 Padres won NL pennant after defeating Houston (102 victories) in NLDS and Atlanta (106) in NLCS. Other skip-

- pers on prestigious list are: Tommy Lasorda (1988 Dodgers defeated Mets in NLCS and A's in World Series), Joe Torre (2001 Yankees defeated A's in ALDS and Mariners in ALCS), Jack McKeon (2003 Marlins defeated Giants in NLDS and Yankees in WS) and Terry Francona (2004 Red Sox defeated Yankees in ALCS and Cardinals in WS).
- Was just 4th manager in Giants history to bring more than 10 years of big league managing experience to job, following Cap Anson (21 seasons) in 1898, Hughie Jennings (14) in 1924 and Felipe Alou (10) in 2003.
  - Logged 24-year affiliation with Padres organization from 1983-2006.
  - Former catcher was only Friar manager to have played for club, spending parts of 5 seasons in San Diego as player.
  - Was only uniformed person to be part of all 5 of San Diego's post season appearances, appearing as player for 1984 NL champions before managing club to 4 playoff berths.
  - Is just 4th Giants manager to be born outside of United States, joining Jack Doyle (Ireland) in 1895, Arthur

### Most Wins By Active Managers

Rank	Manager	Wins
1.	Tony LaRussa	2,638
2.	Jim Leyland	1,493
3.	Dusty Baker	1,405
4.	<b>Bruce Bochy</b>	<b>1,274</b>
5.	Mike Scioscia	980
6.	Terry Francona	939
7.	Buck Showalter	916
8.	Ron Gardenhire	803
9.	Charlie Manuel	764
10.	Jim Tracy	719

Irwin (Canada) in 1896 and Felipe Alou (Dominican Republic) in 2003.

- Is 6th manager in Giants franchise annals who was primarily a catcher during their career, joining John Clapp (1883), Buck Ewing (1900), Herman Franks (1965-68), Charlie Fox (1970-74) and Wes Westrum (1974-75).
- Skipped his clubs to league championships in 3 of his 4 seasons at minor league level, logging 248-241 ledger in Padres' farm system.
- Was 3rd base coach with San Diego during 1993 and 1994 campaigns.
- Has been part of coaching staff for NL All-Stars 5 times (1997, 1999, 2001, 2007, 2010)...has managed once (1999).
- Served as manager for MLB All-Star team that took part in 2006 Japan All-Star Series.
- Guided MLB to 5-game sweep over Nippon Professional Baseball, 1st brooming in 10-series history of bi-annual event which began in 1986.
- Skipped 2,000th big league game July 24, 2007 vs. Yankees, 7-2 SF victory.
- Earned 1,000th victory as Major League manager Aug. 8, 2007, as Giants blanked visiting Washington 5-0.
- In 2006, guided Padres to back-to-back playoff berths for 1st time in franchise history, as Friars won 2nd consecutive NL West title...Padres became 1st club to capture consecutive flags in West since Arizona in 2001-02.
- Managed his 1,000th career game in 7-6 win May 23, 2001 at Houston.
- Finished 1999 campaign with 74-88 record, becoming winningest manager in Padres history...set club mark for most games skipped, breaking Dick Williams' Friar standard for wins with his 338th victory, 11-1 triumph April 10 at San Francisco...17 days later at New York, passed Williams with his 649th regular season contest at helm.
- Managed 1999 NL squad at All-Star Game, held at Fenway Park in Boston.
- Was named 1998 NL Manager of Year by *The Sporting News* for 2nd time in 3 seasons, and was runner-up to

#### PLAYING CAREER

- Former catcher spent parts of 9 ML seasons with Houston (1978-80), New York Mets (1982) and San Diego (1983-

### Consecutive Years Managed, Active Streak (including managerial assignments through 2011)

Rank	Name	#Years
1.	Tony LaRussa	33
2.	<b>Bruce Bochy</b>	<b>17</b>
3.	Mike Scioscia	12
4.	Ron Gardenhire	10
5t.	Terry Francona	8
	Ozzie Guillen	8

Houston's Larry Dierker in BBWAA voting...had guided Padres to club-record 98 wins, their 3rd NL West title and 2nd NL pennant.

- Became 1st Padres skipper to earn NL Manager of Year honors when he led 1996 club to 1st NL West title since 1984, winning both BBWAA award and *The Sporting News* accolade (voted upon by senior circuit managers).
- Became 4th manager to earn award in either his 1st or 2nd year at helm, joining rookie winners Hal Lanier (Houston, 1986) and Dusty Baker (San Francisco, 1993), along with 2nd campaign honoree Gene Lamont (Chicago White Sox, 1993).
- Was named Padres manager Oct. 21, 1994.
- From 1993-94, joined ML coaching staff for 1st time, serving as Padres' 3rd base coach under manager Jim Riggleman.
- Guided double-A Wichita to Texas League title in 1992.
- Made highly successful managerial debut in 1989, leading Spokane club that captured short-season Northwest League crown.
- Began his coaching career as player/coach at triple-A Las Vegas in 1988.

87...compiled lifetime .239 batting average with 26 HRs and 93 RBI in 358 career games.

### Giants Gems

- **Was born in Landes de Bussac, France**, where his father, a U.S. Army officer, was stationed at that time.
- **His wife, Kim, is a doula**, a person who provides physical, emotional, and informational support to a mother before, during or after childbirth. (She was the doula for her good friend, Amanda Sabean, wife of general manager Brian Sabean, for the birth of their son.)
- Is one of just 8 Major Leaguers to be born in France.
- His **first car was a green, six-cylinder, four-door 1966 Ford Fairlane** he bought for around \$300 in 1973.
- **Brother Joe was a catcher in Twins organization** from 1969-72, and has served as scout for Padres.
- Was behind plate on Sept. 11, 1985 when Pete Rose of the Cincinnati Reds collected his record-breaking 4,192nd major league hit off Padres pitcher Eric Show.
- In 1996, **was named NL Manager of the Year**. Won over 900 games as manager of Padres, most in team history.

- Guided pitchers to career 3.87 ERA in 298 contests behind plate (1,930.0 innings).
- Threw out 28.6 pct. of attempted base-stealers (88-of-308).
- Made ML debut July 18, 1978 in Astros uniform, going 2-for-3 at Shea Stadium.
- Belted 1st big league homer following day, solo shot off Mets' Kevin Kobel in 2nd game of doubleheader.
- Twice advanced to playoffs, logging 1 NLCS game with Houston in 1980 and 1 World Series contest with San

Diego in 1984.

- Delivered pinch-hit single in Game 5 at Detroit in his only Fall Classic at-bat.
- Enjoyed his best season in 1986 with Padres, setting personal bests in HRs (8), RBI (22), games played (63) and starts behind plate (29).
- One of Padres' more popular figures during playing days, ended career with 1987 Friars club.

### A GIANT IN THE COMMUNITY

- Continued career-long involvement in community during 4th year in San Francisco.
- Attended 2008 Guardsman Dinner benefiting Junior Giants and other children's programs.
- Visited with patients at Shriners Hospital for Children in Sacramento.
- Spoke at 2007 Junior Giants Commissioners meeting, also attended Giants Community Fund Golf Classic.
- During his 24 years in Padres organization, worked closely with team's Community Relations department and made several appearances around San Diego.

### PERSONAL

- Married (Kim)...has 2 sons (Greg, Aug. 26, 1979 and Brett, Aug. 27, 1987).
- Attended both Brevard (Cocoa Beach, FL) Community College and Florida State University.

## All-Time Giants Managers (1883-2010)

Years	Name	Games	W	L	T/ND	Pct.
1883	John Clapp	98	46	50	2	.479
1884	Jim Price	100	56	42	2	.571
1884, 1893-94	Monte Ward	291	162	116	13	.583
1885-91	Jim Mutrie	905	529	345	31	.605
1892	Pat Powers	153	71	80	2	.470
1895, 1900-01	George Davis	252	107	139	6	.435
1895	Jack Doyle	64	32	31	1	.508
1895	Harvey Watkins	35	18	17	0	.514
1896	Arthur Irwin	90	36	53	1	.404
1896-98	Bill Joyce	316	179	122	15	.595
1898	Cap Anson	22	9	13	0	.409
1899	John Day	66	29	35	2	.453
1899	Fred Hoey	87	31	55	1	.361
1900	Buck Ewing	63	21	41	1	.339
1902	Horace Fogel	44	18	23	3	.439
1902	Heinie Smith	32	5	27	0	.156
1902-32	John McGraw	4,424	2,583	1,790	51	.591
1924-25	Hughie Jennings	76	53	23	0	.697
1927	Rogers Hornsby	33	22	10	1	.688
1932-41	Bill Terry	1,496	823	661	12	.555
1942-48	Mel Ott	1,004	464	530	10	.467
1948-55	Leo Durocher	1,163	637	523	3	.549
1956-60, 1976	Bill Rigney	836	406	430	0	.486
1960	Tom Sheehan	98	46	50	2	.479
1961-64	Alvin Dark	644	366	277	1	.569
1965-68	Herman Franks	649	367	280	2	.567
1969-70	Clyde King	204	109	95	0	.534
1970-74	Charlie Fox	675	348	327	0	.516
1974-75	Wes Westrum	247	118	129	0	.478
1977-79	Joe Altobelli	464	225	239	0	.485
1979-80	Dave Bristol	183	85	98	0	.464
1981-84	Frank Robinson	541	264	277	0	.488
1984	Danny Ozark	56	24	32	9	.429
1985	Jim Davenport	144	56	88	0	.389
1985-92	Roger Craig	1,152	586	566	0	.509
1993-2002	Dusty Baker	1,556	840	715	1	.540
2003-06	Felipe Alou	646	342	304	0	.529
2007-	<b>Bruce Bochy</b>	<b>648</b>	<b>323</b>	<b>325</b>	<b>0</b>	<b>.498</b>

\*T/ND header stands for Ties/No Decisions

## BRUCE DOUGLAS BOCHY

Year	Club	AVG.	G	AB	R	H	2B	3B	HR	RBI	BB	SO	SB
1975	Covington-R	.338	37	145	31	49	9	0	4	34	11	18	0
1976	Columbus-AA	.230	69	230	9	53	6	0	0	16	14	30	0
	Dubuque-A	.243	30	103	9	25	4	0	1	8	12	11	1
1977	Cocoa-A	.253	128	430	40	109	18	2	3	35	35	30	0
1978	Columbus-AA	.268	79	261	25	70	10	2	7	34	13	30	0
	<b>Houston</b>	<b>.266</b>	<b>54</b>	<b>154</b>	<b>8</b>	<b>41</b>	<b>8</b>	<b>0</b>	<b>3</b>	<b>15</b>	<b>11</b>	<b>35</b>	<b>0</b>
1979	<b>Houston</b>	<b>.217</b>	<b>56</b>	<b>129</b>	<b>11</b>	<b>28</b>	<b>4</b>	<b>0</b>	<b>1</b>	<b>6</b>	<b>13</b>	<b>25</b>	<b>0</b>
1980	<b>Houston</b>	<b>.182</b>	<b>22</b>	<b>22</b>	<b>0</b>	<b>4</b>	<b>1</b>	<b>0</b>	<b>0</b>	<b>0</b>	<b>5</b>	<b>7</b>	<b>0</b>
1981	Tidewater-AAA	.227	85	269	23	61	11	2	8	38	22	47	0
1982	Tidewater-AAA	.227	81	251	32	57	11	0	15	52	19	47	2
	<b>New York-NL</b>	<b>.306</b>	<b>17</b>	<b>49</b>	<b>4</b>	<b>15</b>	<b>4</b>	<b>0</b>	<b>2</b>	<b>8</b>	<b>4</b>	<b>6</b>	<b>0</b>
1983	Las Vegas-AAA	.303	42	145	28	44	8	1	11	33	15	25	3
	<b>San Diego</b>	<b>.214</b>	<b>23</b>	<b>42</b>	<b>2</b>	<b>9</b>	<b>1</b>	<b>1</b>	<b>0</b>	<b>3</b>	<b>0</b>	<b>9</b>	<b>0</b>
1984	Las Vegas-AAA	.264	34	121	18	32	7	0	7	22	17	13	0
	<b>San Diego</b>	<b>.228</b>	<b>37</b>	<b>92</b>	<b>10</b>	<b>21</b>	<b>5</b>	<b>1</b>	<b>4</b>	<b>15</b>	<b>3</b>	<b>21</b>	<b>0</b>
1985	<b>San Diego</b>	<b>.268</b>	<b>48</b>	<b>112</b>	<b>16</b>	<b>30</b>	<b>2</b>	<b>0</b>	<b>6</b>	<b>13</b>	<b>6</b>	<b>30</b>	<b>0</b>
1986	<b>San Diego</b>	<b>.252</b>	<b>63</b>	<b>127</b>	<b>16</b>	<b>32</b>	<b>9</b>	<b>0</b>	<b>8</b>	<b>22</b>	<b>14</b>	<b>23</b>	<b>1</b>
1987	<b>San Diego</b>	<b>.160</b>	<b>38</b>	<b>75</b>	<b>8</b>	<b>12</b>	<b>3</b>	<b>0</b>	<b>2</b>	<b>11</b>	<b>11</b>	<b>21</b>	<b>0</b>
1988	Las Vegas-AAA	.231	53	147	17	34	5	0	5	13	17	28	1
<b>M.L. Totals</b>		<b>.239</b>	<b>358</b>	<b>802</b>	<b>75</b>	<b>192</b>	<b>37</b>	<b>2</b>	<b>26</b>	<b>93</b>	<b>67</b>	<b>177</b>	<b>1</b>

## LEAGUE CHAMPIONSHIP SERIES RECORD

Year	Club, Opp	AVG.	G	AB	R	H	2B	3B	HR	RBI	BB	SO	SB
1980	HOU vs. PHI	.000	1	1	0	0	0	0	0	0	0	0	0
1984	SD vs. CHI					-Did Not Play-							
<b>LCS Totals</b>		<b>.000</b>	<b>1</b>	<b>1</b>	<b>0</b>	<b>0</b>	<b>0</b>	<b>0</b>	<b>0</b>	<b>0</b>	<b>0</b>	<b>0</b>	<b>0</b>

## WORLD SERIES RECORD

Year	Club, Opp	AVG.	G	AB	R	H	2B	3B	HR	RBI	BB	SO	SB
1984	SD vs. DET	1.000	1	1	0	1	0	0	0	0	0	0	0

## Foreign Born Managers

There have been 39 foreign born managers in Major League history (through 2010). Listed below are the top five by games managed (NL and AL games only):

Manager	Birth Country	Gms Managed	Record/Win. Pct.
<b>Bruce Bochy</b>	<b>France</b>	<b>2,574</b>	<b>1,274-1,300 (.495)</b>
Harry Wright	England	2,145	1,225-885-35 (.581)
Felipe Alou	Dominican Republic	2,055	1,033-1,021-1 (.503)
Patsy Donovan	Ireland	1,597	684-879-34 (.438)
Ron Gardenhire	West Germany	1,459	803-656-0 (.550)
Ozzie Guillen	Venezuela	1,135	600-535-0 (.529)

courtesy: *Bill Arnold/Sports Features Group*

## MANAGERIAL RECORD

Year	Club	W	L	PCT.	Finish
1977	West Palm Beach-A	77	65	.542	1st
1989	Spokane-A	41	34	.547	2nd*
1990	Riverside-A	64	78	.451	4th/5th
1991	High Desert-A	73	63	.537	3rd/1st*
1992	Wichita-AA	70	66	.515	1st/4th*
1995	San Diego	70	74	.486	3rd
1996	San Diego	91	71	.562	1st¶
1997	San Diego	76	86	.469	4th
1998	San Diego	98	64	.605	1st¶
1999	San Diego	74	88	.457	4th
2000	San Diego	76	86	.469	5th
2001	San Diego	79	83	.488	4th
2002	San Diego	66	96	.407	5th
2003	San Diego	64	98	.395	5th
2004	San Diego	87	75	.537	3rd
2005	San Diego	82	80	.506	1st
2006	San Diego	88	74	.543	1st
2007	San Francisco	71	91	.438	5th
2008	San Francisco	72	90	.444	4th
2009	San Francisco	88	74	.543	3rd
2010	San Francisco	92	70	.568	1st
Minor Totals		248	241	.507	
S.F. Totals		323	325	.498	
M.L. Totals		1,274	1,300	.495	

\* Minor League Championship    ¶ National League Manager of Year

## POST SEASON MANAGERIAL RECORD

Year	Club, Opp	W	L	PCT.	Series
1996	SD vs. STL	0	3	.000	LDS
1998	SD vs. HOU	3	1	.750	LDS
	SD vs. ATL	4	2	.667	LCS
	SD vs. NYY	0	4	.000	WS
2005	SD vs. STL	0	3	.000	LDS
2006	SD vs. STL	1	3	.333	LDS
2010	SF vs. ATL	3	1	.750	LDS
	SF vs. PHI	4	2	.667	LCS
	SF vs. TEX	4	1	.800	WS
Totals		19	20	.487	



Bruce Bochy

# Tim Flannery

## THIRD BASE COACH

**Birthdate:** September 29, 1957  
**2011 Opening Day Age:** 53  
**Birthplace:** Tulsa, Oklahoma  
**Resides:** Leucadia, California  
**Giants Coach Since:** 2007  
**Contract Status:** Signed through 2011



Flannery

### COACHING CAREER

- > Lifelong baseball man and former Major League infielder will return for 5th season as SF's 3rd base coach.
- > 2011 campaign will mark 15th year of coaching, and 12th on big league level.
- > 2007 season was 1st foray on field since 2002, as he was reunited with Giants manager Bruce Bochy.
- > Manned 3rd base coaching box for Bochy's San Diego clubs for 7-straight years (1996-2002), in fact, had spent each of 1st 23 years in professional baseball in Padres organization after being selected by club in 6th round of 1978 draft.
- > Spent 1st 11 years of Friars tenure as player (1978-89), then logged 10 seasons as coach (1993-2002) and 2 campaigns as broadcaster (2005-06).
- > Is 1 of 4 people in Padres history to be in uniform for both of San Diego's World Series appearances (1984 as player and 1998 as coach).
- > Was out of baseball from 1990-92 and 2003-04.
- > Served on Bochy's NL coaching staff for 1999 All-Star Game in Boston.
- > Compiled 173-183 (.486) record over 3 years as minor league manager, while winning 1994 California League championship with Rancho Cucamonga.

### PLAYING CAREER

- > Established himself as one of San Diego's all-time fan favorites with his hustle and all-out play, while spending entire 10-year Major League career with Padres (1979-89).
- > Was honored in 2003 as one of top 35 players in Padres history...batted .255 over 972 big league games, 4th-most in Padres history...only Tony Gwynn, Garry Templeton and Dave Winfield have logged more games in Friars uniform.
- > Made ML debut Sept. 3, 1979 vs. San Francisco, going 1-for-3 with RBI as San Diego's leadoff hitter...delivered RBI-single off Giants' Ed Whitson for 1st big league hit...remained in Majors for good beginning in 1982, when he batted .264 over 122 games...hammered 1st ML home run April 26, 1983 at Wrigley Field, solo clout off Cubs' Chuck Rainey...played major role off bench for Padres' pennant-winning club in 1984, hitting at .273 clip over 86 games...in Game 5 of NLCS at San Diego's Jack Murphy Stadium, hit ground ball that skipped past Cubs 1st baseman Leon Durham and ignited 4-run, 7th-inning rally that clinched Padres' 1st-ever NL title...in lone World Series at-bat, collected pinch-hit single in Game 4 at Detroit...established then-club record in 1986 with .993 fielding pct. at 2nd base.

## Giants Gems

- > Is an **avid surfer** and **accomplished musician**.
- > **Plays bluegrass ballads**. On stage is accompanied by an orchestra of banjos, guitars and accordions.
- > Made his mark in world of music, as singer-songwriter. **Has released 10 albums**, most recently "Travelin Shoes", an upbeat collection that features sounds of Celtic bouzouki.
- > Has performed with musical greats such as **Jimmy Buffet, Willie Nelson, Jackson Browne, Bruce Hornsby, Judy Collins, Linda Ronstadt** and many others.
- > Served as television features reporter for San Diego's CBS affiliate from 1990-92.

## A GIANT IN THE COMMUNITY

- > Has been active in both San Diego and San Francisco communities during career.
- > Participated in Giants Night at Irish Cultural Center in 2009.
- > Has participated in day of game staff appreciation meeting.
- > Attended 2007 Guardsman Dinner, benefiting Junior Giants and other children's programs.
- > Has traveled to San Francisco for KNBR/Giants FanFest.

## PERSONAL

- > Married (Donna)...son (Danny, April 28, 1985)...has 2 daughters (Virginia, Sept. 1, 1987; and Kelly, July 23, 1991).
- > Attended Chapman (Orange, CA) College, where he played baseball.

## TIMOTHY EARL FLANNERY

Year	Club	AVG.	G	AB	R	H	2B	3B	HR	RBI	BB	SO	SB
1978	Reno-A	.350	84	340	65	119	11	5	2	49	68	20	20
1979	Amarillo-AA	.345	125	524	88	181	28	6	6	71	30	36	17
	<b>San Diego</b>	<b>.154</b>	<b>22</b>	<b>65</b>	<b>2</b>	<b>10</b>	<b>0</b>	<b>1</b>	<b>0</b>	<b>4</b>	<b>4</b>	<b>5</b>	<b>0</b>
1980	Hawaii-AAA	.346	47	182	27	63	10	3	1	16	15	16	8
	<b>San Diego</b>	<b>.240</b>	<b>95</b>	<b>292</b>	<b>15</b>	<b>70</b>	<b>12</b>	<b>0</b>	<b>0</b>	<b>25</b>	<b>18</b>	<b>30</b>	<b>2</b>
1981	<b>San Diego</b>	<b>.254</b>	<b>37</b>	<b>67</b>	<b>4</b>	<b>17</b>	<b>4</b>	<b>1</b>	<b>0</b>	<b>6</b>	<b>2</b>	<b>4</b>	<b>1</b>
	Hawaii-AAA	.282	21	78	16	22	3	1	0	10	11	10	2
1982	<b>San Diego</b>	<b>.264</b>	<b>122</b>	<b>379</b>	<b>40</b>	<b>100</b>	<b>11</b>	<b>7</b>	<b>0</b>	<b>30</b>	<b>30</b>	<b>32</b>	<b>1</b>
1983	<b>San Diego</b>	<b>.234</b>	<b>92</b>	<b>214</b>	<b>24</b>	<b>50</b>	<b>7</b>	<b>3</b>	<b>3</b>	<b>19</b>	<b>20</b>	<b>23</b>	<b>2</b>
1984	<b>San Diego</b>	<b>.273</b>	<b>86</b>	<b>128</b>	<b>24</b>	<b>35</b>	<b>3</b>	<b>3</b>	<b>2</b>	<b>10</b>	<b>12</b>	<b>17</b>	<b>4</b>
1985	<b>San Diego</b>	<b>.281</b>	<b>126</b>	<b>384</b>	<b>50</b>	<b>108</b>	<b>14</b>	<b>3</b>	<b>1</b>	<b>40</b>	<b>58</b>	<b>39</b>	<b>2</b>
1986	<b>San Diego</b>	<b>.280</b>	<b>134</b>	<b>368</b>	<b>48</b>	<b>103</b>	<b>11</b>	<b>2</b>	<b>3</b>	<b>28</b>	<b>54</b>	<b>61</b>	<b>3</b>
1987	<b>San Diego</b>	<b>.228</b>	<b>106</b>	<b>276</b>	<b>23</b>	<b>63</b>	<b>5</b>	<b>1</b>	<b>0</b>	<b>20</b>	<b>42</b>	<b>30</b>	<b>2</b>
1988	<b>San Diego</b>	<b>.265</b>	<b>79</b>	<b>170</b>	<b>16</b>	<b>45</b>	<b>5</b>	<b>4</b>	<b>0</b>	<b>19</b>	<b>24</b>	<b>32</b>	<b>3</b>
1989	<b>San Diego</b>	<b>.231</b>	<b>73</b>	<b>130</b>	<b>9</b>	<b>30</b>	<b>5</b>	<b>0</b>	<b>0</b>	<b>8</b>	<b>13</b>	<b>20</b>	<b>2</b>
<b>M.L. Totals</b>		<b>.255</b>	<b>972</b>	<b>2473</b>	<b>255</b>	<b>631</b>	<b>77</b>	<b>25</b>	<b>9</b>	<b>209</b>	<b>277</b>	<b>293</b>	<b>22</b>

## LEAGUE CHAMPIONSHIP SERIES RECORD

Year	Club, Opp	AVG.	G	AB	R	H	2B	3B	HR	RBI	BB	SO	SB
1984	SD vs. CHI	.500	3	2	2	1	0	0	0	0	0	0	0

## WORLD SERIES RECORD

Year	Club, Opp	AVG.	G	AB	R	H	2B	3B	HR	RBI	BB	SO	SB
1984	SD vs. DET	1.000	1	1	0	1	0	0	0	0	0	0	0

## MANAGERIAL RECORD

Year	Club	W	L	PCT.	Finish
1993	Spokane-A	35	41	.461	T6th
1994	Rancho Cucamonga-A	77	59	.566	3rd*
1995	Las Vegas-AAA	61	83	.424	9th
<b>Minor Totals</b>		<b>173</b>	<b>183</b>	<b>.486</b>	

\* Minor League Championship

# Mark Gardner

## BULLPEN COACH

**Birthdate:** March 1, 1962  
**2011 Opening Day Age:** 49  
**Birthplace:** Los Angeles, California  
**Resides:** Friant, California  
**Giants Coach Since:** 2003  
**Contract Status:** Signed through 2011



Gardner

### COACHING CAREER

- Former Giants hurler embarks on 9th season as part of Giants' coaching staff in 2011, again filling role as club's bullpen coach.
- Has assisted pitching coach Dave Righetti during 1st 8

seasons as big league coach.

- His bullpen charges have ranked among NL relief corps leaders for wins (3rd - 218) and saves (T3rd - 348).

### PLAYING CAREER

- Enjoyed successful 13-year career as ML pitcher, culminating in 6-year stay in San Francisco that saw him become one of club's most popular and inspirational players...right-hander posted lifetime 99-93 mark with save and 4.56 ERA in 345 games (275 starts) for Montreal (1989-92), Kansas City (1993), Florida (1994-95) and Giants (1996-2001).
- Notched double-digit victories in 4 of 6 SF campaigns (1996-98 and 2000), logging 58-45 mark with 4.71 ERA in 175 games (147 starts) in Giants uniform...also reached 10-win plateau with Montreal in 1992.
- Made 112 starts for Giants from 1996-99, with only John

Burkett (157) making more starts for SF during 1990's... was 1st Giant pitcher to reach double digits in wins for 3 straight seasons (1996-98) since Burkett did it 4-consecutive years (1990-93).

- Pitched 9-inning no-hitter July 26, 1991 at Los Angeles while with Montreal, but gave up 2 hits in 10th.
- Originally came to SF after signing as free agent at end of 1996 Spring Training and emerged as club's winningest pitcher that season.
- Was voted by his Giants teammates, coaches and training staff as co-winner (with Benito Santiago) of 2001 "Willie Mac" Award, given to most inspirational player on team.

### A GIANT IN COMMUNITY

- Has been very involved, along with late wife, Lori, with California Organ Donor Network, working with that organization and Stanford Medical Center in raising awareness of need for organ and tissue donors.
- Lori and Mark also created Step to the Plate Foundation, which helps families of transplant recipients.
- Has hosted Mark Gardner Invitational Golf Tournament since 1993 to raise funds for Fresno area charities, along with Step to the Plate Foundation.
- Donates money to Garth Brooks' Teammates for Kids Foundation, supports California's Responsible Fatherhood Campaign with special visits and other work.
- Has joined children at Make-a-Wish Foundation's reception at AT&T Park.
- Has spoken to youth at Little League Day each of last 6

years at AT&T Park, while also attending San Francisco AAA High School championship game held at ballpark.

- Lent time to Giants Community Fund charity golf outings.
- Participated in last 4 Giants Challenger Clinics, teaching baseball basics to disabled children.
- Was spokesperson for MLB's 2005 Pitch, Hit and Run program.
- Was highly active in Genentech's Strike Out Cancer program in 2004, doing radio and television interviews, along with taping PSA, to create awareness and promote program.
- Participated in organization's Strike Out Cancer Day at AT&T Park.
- Attended reception to promote Giants Wives' Cookbook, produced to benefit Giants Community Fund.

## Giants Gems

- Shared the 2001 Willie Mac Award with Benito Santiago, which recognized both players for their spirit and leadership.

## PERSONAL

- > Married (Kerry Steitz, Jan. 19, 2008) ... has 2 sons (Nicholas, Sept. 24, 1992 and Daniel Dean, May 30, 1995).
- > Graduated from Clovis (CA) High School.
- > Attended Fresno (CA) City College and Fresno State University.
- > Played for U.S. team during tour of Cuba in fall of 1984.

## MARK ALLAN GARDNER

Year	Club	W-L	ERA	G	GS	CG	SH	SV	IP	H	R	ER	BB	SO
1985	Jamestown-A	0-0	2.77	3	3	0	0	0	13.0	9	4	4	4	16
	W. Palm Beach-A	5-4	2.37	10	9	4	0	0	60.2	54	24	16	18	44
1986	Jacksonville-AA	10-11	3.84	29	28	3	1	0	168.2	144	88	72	90	140
1987	Indianapolis-AAA	3-3	5.67	9	9	0	0	0	46.0	48	32	29	28	41
	Jacksonville-AA	4-6	4.19	17	17	1	0	0	101.0	101	50	47	42	78
1988	Jacksonville-AA	6-3	1.60	15	15	4	2	0	112.1	72	24	20	36	130
	Indianapolis-AAA	4-2	2.77	13	13	3	1	0	84.1	65	30	26	32	71
1989	Indianapolis-AAA	12-4	2.37	24	23	4	2	0	163.1	122	51	43	59	175
	<b>Montreal</b>	<b>0-3</b>	<b>5.13</b>	<b>7</b>	<b>4</b>	<b>0</b>	<b>0</b>	<b>0</b>	<b>26.1</b>	<b>26</b>	<b>16</b>	<b>15</b>	<b>11</b>	<b>21</b>
1990	<b>Montreal</b>	<b>7-9</b>	<b>3.42</b>	<b>27</b>	<b>26</b>	<b>3</b>	<b>3</b>	<b>0</b>	<b>152.2</b>	<b>129</b>	<b>62</b>	<b>58</b>	<b>61</b>	<b>135</b>
1991	Indianapolis-AAA	2-0	3.48	6	6	0	0	0	31.0	26	13	12	16	38
	<b>Montreal</b>	<b>9-11</b>	<b>3.85</b>	<b>27</b>	<b>27</b>	<b>0</b>	<b>0</b>	<b>0</b>	<b>168.1</b>	<b>139</b>	<b>78</b>	<b>72</b>	<b>75</b>	<b>107</b>
1992	<b>Montreal</b>	<b>12-10</b>	<b>4.36</b>	<b>33</b>	<b>30</b>	<b>0</b>	<b>0</b>	<b>0</b>	<b>179.2</b>	<b>179</b>	<b>91</b>	<b>87</b>	<b>60</b>	<b>132</b>
1993	<b>Kansas City</b>	<b>4-6</b>	<b>6.19</b>	<b>17</b>	<b>16</b>	<b>0</b>	<b>0</b>	<b>0</b>	<b>91.2</b>	<b>92</b>	<b>65</b>	<b>63</b>	<b>36</b>	<b>54</b>
	Omaha-AAA	4-2	2.79	8	8	1	0	0	48.1	34	17	15	19	41
1994	<b>Florida</b>	<b>4-4</b>	<b>4.87</b>	<b>20</b>	<b>14</b>	<b>0</b>	<b>0</b>	<b>0</b>	<b>92.1</b>	<b>97</b>	<b>53</b>	<b>50</b>	<b>30</b>	<b>57</b>
	Edmonton-AAA	1-0	0.00	1	1	0	0	0	6.0	4	0	0	1	11
	Brevard County-A	1-0	0.00	1	1	0	0	0	5.0	1	0	0	1	3
1995	<b>Florida</b>	<b>5-5</b>	<b>4.49</b>	<b>39</b>	<b>11</b>	<b>1</b>	<b>1</b>	<b>1</b>	<b>102.1</b>	<b>109</b>	<b>60</b>	<b>51</b>	<b>43</b>	<b>87</b>
1996	<b>San Francisco</b>	<b>12-7</b>	<b>4.42</b>	<b>30</b>	<b>28</b>	<b>4</b>	<b>1</b>	<b>0</b>	<b>179.1</b>	<b>200</b>	<b>105</b>	<b>88</b>	<b>57</b>	<b>145</b>
	San Jose-A	0-0	3.18	1	1	0	0	0	5.2	4	2	2	0	7
1997	<b>San Francisco</b>	<b>12-9</b>	<b>4.29</b>	<b>30</b>	<b>30</b>	<b>2</b>	<b>1</b>	<b>0</b>	<b>180.1</b>	<b>188</b>	<b>92</b>	<b>86</b>	<b>57</b>	<b>136</b>
1998	<b>San Francisco</b>	<b>13-6</b>	<b>4.33</b>	<b>33</b>	<b>33</b>	<b>4</b>	<b>2</b>	<b>0</b>	<b>212.0</b>	<b>203</b>	<b>106</b>	<b>102</b>	<b>65</b>	<b>151</b>
1999	<b>San Francisco</b>	<b>5-11</b>	<b>6.47</b>	<b>29</b>	<b>21</b>	<b>1</b>	<b>0</b>	<b>0</b>	<b>139.0</b>	<b>142</b>	<b>103</b>	<b>100</b>	<b>57</b>	<b>86</b>
	San Jose-A	1-0	4.50	2	2	0	0	0	10.0	10	5	5	3	13
2000	<b>San Francisco</b>	<b>11-7</b>	<b>4.05</b>	<b>30</b>	<b>20</b>	<b>0</b>	<b>0</b>	<b>0</b>	<b>149.0</b>	<b>155</b>	<b>72</b>	<b>67</b>	<b>42</b>	<b>92</b>
2001	<b>San Francisco</b>	<b>5-5</b>	<b>5.40</b>	<b>23</b>	<b>15</b>	<b>0</b>	<b>0</b>	<b>0</b>	<b>91.2</b>	<b>93</b>	<b>57</b>	<b>55</b>	<b>34</b>	<b>53</b>
	Fresno-AAA	0-1	6.00	3	3	0	0	0	6.0	10	4	4	1	7
<b>S.F. Totals</b>		<b>58-45</b>	<b>4.71</b>	<b>175</b>	<b>147</b>	<b>11</b>	<b>4</b>	<b>0</b>	<b>951.1</b>	<b>981</b>	<b>535</b>	<b>498</b>	<b>312</b>	<b>663</b>
<b>M.L. Totals</b>		<b>99-93</b>	<b>4.56</b>	<b>345</b>	<b>275</b>	<b>15</b>	<b>8</b>	<b>1</b>	<b>1764.2</b>	<b>1751</b>	<b>960</b>	<b>894</b>	<b>628</b>	<b>1256</b>

## DIVISION SERIES RECORD

Year	Club, Opp	W-L	ERA	G	GS	CG	SH	SV	IP	H	R	ER	BB	SO
1997	SF vs. FLA					-Did Not Pitch-								
2000	SF vs. NY-NL	0-1	8.31	1	1	0	0	0	4.1	4	4	4	2	5
<b>LDS Totals</b>		<b>0-1</b>	<b>8.31</b>	<b>1</b>	<b>1</b>	<b>0</b>	<b>0</b>	<b>0</b>	<b>4.1</b>	<b>4</b>	<b>4</b>	<b>4</b>	<b>2</b>	<b>5</b>

## Lori Ann Gardner 1964-2003

Lori Gardner, the wife of former Giants pitcher and current coach Mark Gardner, passed away in November of 2003, after a courageous battle with liver cancer. In honor of Lori and her tremendous work within the community, the Giants have dedicated the family playroom across from the Giants Clubhouse as the Lori Gardner Family Room. Contributions in Lori's memory for the fight against cancer can be made to the Step to the Plate Foundation, 7797 North First Street, Suite 26, Fresno, California 93720.



The Gardners (left to right), Daniel, Mark, Lori and Nicholas

# Roberto Kelly

## FIRST BASE COACH

**Birthdate:** October 1, 1964  
**2011 Opening Day Age:** 46  
**Birthplace:** Panama City, Panama  
**Resides:** Arlington, Texas  
**Giants Coach Since:** 2008  
**Contract Status:** Signed through 2011



Kelly

### COACHING CAREER

- > Former All-Star outfielder returns for 4th season on San Francisco's coaching staff, serving as SF's 1st base coach.
- > Will continue to oversee club's base running and outfield defense.
- > Has guided SF's baserunners to swipe 69.5% of bags in 1st 3 seasons.
- > Has also worked closely with SF outfielders, helping them post .994 fielding pct., which is 3rd-best mark since 2008.
- > Giants outfielders led Majors with fewest errors (7) in 2010.
- > Spent 3 seasons as manager of Giants' Class A Augusta affiliate in South Atlantic League...guided GreenJackets to 285-187 ledgers (.622) and pair of playoff appearances in those 3 years...was named 2006 SAL Manager of Year after leading Augusta to best record in all of minor league baseball with 92-47 record.
- > Tutored 7 SAL All-Stars during his tenure, including Jonathan Sanchez and Brian Wilson.

### PLAYING CAREER

- > Enjoyed solid 14-year Major League playing career, compiling lifetime .290 avg. with 241 2Bs, 124 HRs, 585 RBI and 235 steals over 1,337 games.
- > Saw big league action with New York Yankees (1987-92 and 2000), Cincinnati Reds (1993-94), Atlanta Braves (1994), Montreal Expos (1995), Los Angeles Dodgers (1995), Minnesota Twins (1996-97), Seattle Mariners (1997) and Texas Rangers (1998-99).
- > Was All-Star selection in each league, representing Yankees in 1992 and Reds in 1993.
- > Advanced to post season on 4 occasions, batting .294 (10-for-34) in 10 LDS games with Dodgers (1995), Mariners (1997) and Rangers (1998-99).
- > Became just 5th player in storied history of Yankees franchise to record at least 20 HRs and 20 SBs in season, accomplishing feat in 1991.
- > Was career .312 hitter (496-for-1,589) off left-handed pitching.

### PERSONAL

- > Graduated from Panama City High School, where he was 3-sport star in baseball, basketball and volleyball.
- > Attended Jose Dolores Mascote College in his native Panama.

## Giants Gems

- > As manager of the Augusta GreenJackets, he gained a reputation for his aggressive approach to base running.

## ROBERTO CONRADO KELLY

Year	Club	AVG.	G	AB	R	H	2B	3B	HR	RBI	BB	SO	SB
1982	GCL-Yankees-R	.198	31	86	13	17	1	1	1	18	10	18	3
1983	Oneonta-A	.216	48	167	17	36	1	2	2	17	12	20	12
	Greensboro-A	.265	20	49	6	13	0	0	0	3	3	5	3
1984	Greensboro-A	.238	111	361	68	86	13	2	1	26	57	49	42
1985	Ft. Lauderdale-A	.247	114	417	86	103	4	13	3	38	58	70	49
1986	Albany-AA	.291	86	299	42	87	11	4	2	43	29	63	10
1987	Columbus-AAA	.278	118	471	77	131	19	8	13	62	33	116	51
	New York-AL	.269	23	52	12	14	3	0	1	7	5	15	9
1988	New York-AL	.247	38	77	9	19	4	1	1	7	3	15	5
	Columbus-AAA	.333	30	120	25	40	8	1	3	16	6	29	11
1989	New York-AL	.302	137	441	65	133	18	3	9	48	41	89	35
1990	New York-AL	.285	*162	641	85	183	32	4	15	61	33	148	42
1991	New York-AL	.267	126	486	68	130	22	2	20	69	45	77	32
1992	New York-AL	.272	152	580	81	158	31	2	10	66	41	96	28
1993	Cincinnati	.319	78	320	44	102	17	3	9	35	17	43	21
1994	Cincinnati	.302	47	179	29	54	8	0	3	21	11	35	9
	Atlanta	.286	63	255	44	73	15	3	6	24	24	36	10
1995	Montreal	.274	24	95	11	26	4	0	1	9	7	14	4
	Los Angeles	.279	112	409	47	114	19	2	6	48	15	65	15
1996	Minnesota	.323	98	322	41	104	17	4	6	47	23	53	10
1997	Minnesota	.287	75	247	39	71	19	2	5	37	17	50	7
	Ft. Myers-A	.364	4	11	2	4	0	0	1	2	4	6	1
	Seattle	.298	30	121	19	36	7	0	7	22	5	17	2
1998	Texas	.323	75	257	48	83	7	3	16	46	8	46	0
1999	Texas	.300	87	290	41	87	17	1	8	37	21	57	6
2000	New York-AL	.120	10	25	4	3	1	0	1	1	1	6	0
2001	Colo. Springs-AAA	.288	63	212	32	61	10	0	12	48	18	48	1
<b>M.L. Totals</b>		<b>.290</b>	<b>1337</b>	<b>4797</b>	<b>687</b>	<b>1390</b>	<b>241</b>	<b>30</b>	<b>124</b>	<b>585</b>	<b>317</b>	<b>862</b>	<b>235</b>

\*Led League

## ALL-STAR GAME RECORD

Year	Club, Site	AVG.	G	AB	R	H	2B	3B	HR	RBI	BB	SO	SB
1992	AL, San Diego	.500	1	2	0	1	1	0	0	2	0	1	0
1993	NL, Baltimore	.000	1	1	0	0	0	0	0	0	0	1	0
<b>ASG Totals</b>		<b>.333</b>	<b>2</b>	<b>3</b>	<b>0</b>	<b>1</b>	<b>1</b>	<b>0</b>	<b>0</b>	<b>2</b>	<b>0</b>	<b>2</b>	<b>0</b>

## LEAGUE DIVISION SERIES RECORD

Year	Club, Opp	AVG.	G	AB	R	H	2B	3B	HR	RBI	BB	SO	SB
1995	LA vs. CIN	.364	3	11	0	4	0	0	0	0	1	0	0
1997	SEA vs. BAL	.308	4	13	1	4	3	0	0	1	0	3	0
1998	TEX vs. NYY	.143	2	7	0	1	1	0	0	0	0	2	0
1999	TEX vs. NYY	.333	1	3	0	1	0	0	0	0	0	2	0
<b>LDS Totals</b>		<b>.294</b>	<b>10</b>	<b>34</b>	<b>1</b>	<b>10</b>	<b>4</b>	<b>0</b>	<b>0</b>	<b>1</b>	<b>1</b>	<b>7</b>	<b>0</b>

## MANAGERIAL RECORD

Year	Club	W	L	PCT.	Finish
2005	Augusta-A	77	59	.566	2nd/T2nd
2006	Augusta-A	92	47	.662	2nd/1st
2007	Augusta-A	89	51	.636	1st/3rd
<b>Minor Totals</b>		<b>258</b>	<b>157</b>	<b>.622</b>	

# Hensley Meulens

## HITTING COACH

**Birthdate:** June 23, 1967  
**2011 Opening Day Age:** 43  
**Birthplace:** Willemstad, Curacao  
**Resides:** Coral Springs, Florida  
**Giants Coach Since:** 2010  
**Contract Status:** Signed through 2011



Meulens

### COACHING CAREER

- > Former big leaguer will enter his 2nd season of professional coaching in 2011, serving as hitting coach.
- > In his 1st year as hitting coach for Giants last season he helped tutor offense to .257 batting average (1,411-for-5,488), which ranked 7th in NL...SF scored 697 runs (9th-most in NL), an increase of 40 from 2009 and averaged 4.30 runs per game, 9th-best in league.
- > Was triple-A hitting coach for 2009 Fresno Grizzlies, guiding team to 6th-highest batting average in Pacific Coast League with .275 mark.
- > Pair of Grizzlies' batters placed in top 10 for highest batting avg. in PCL with John Bowker leading league with .342 clip and Jesus Guzman placing 5th with .321 mark... after minor league season concluded, he joined Giants and worked as an assistant during September.
- > Prior to joining SF's organization, was triple-A hitting coach for Indianapolis Indians of Pittsburgh Pirates organization from 2005-08.
- > Was part of coaching staff for Bluefield, Baltimore's advanced rookie team in Appalachian League from 2003-04.

### PLAYING CAREER

- > Made professional debut with New York Yankees organization in 1986 and spent 8 years in their system.
- > Named Carolina League Player of the Year by *Baseball America* in 1987 and led International League in home runs (26) and RBI (100) while playing with Columbus in 1992.
- > Played parts of 5 seasons with Yankees (1989-93) before spending 3 seasons in Japan (1994-96).
- > Returned to U.S. and had brief stints with Montreal (1997) and Arizona (1998).
- > Played with independent Newark in 1999.
- > Made Major League debut Aug. 23, 1999 and singled off Mike Boddicker for his 1st big league hit in just his 3rd at-bat.
- > Overall, batted .220 (109-for-496) with 15 home runs and 53 RBI in 182 Major League contests.

### PERSONAL

- > He and his wife, Gyselle, have one son, Elijah Gabriel Ludwig (April 14, 2010)...Hensley also has 2 daughters, Michelle and Danielle.
- > Graduated from Triniteit High School in Willemstad, Curacao.
- > Resides in Coral Springs, FL.

## Giants Gems

- > **Nicknamed "Bam Bam"** from his softball days back home in Curacao. Was hitting home runs left-handed and his friends compared his power to the Flintstones cartoon character.
- > Was 1st Major Leaguer to come from Curacao, which has since produced other players, including Andruw Jones, Randall Simon and Jair Jurrjens.
- > **Speaks five different languages:** English, Spanish, Dutch, Papiamentu and Japanese.
- > Represented the Netherlands at the 2000 Summer Olympics in Sydney, Australia. Also was a coach for the 2004 Summer Olympics and the 2009 World Baseball Classic.

## HENSLEY FILEMON MEULENS

Year	Club	AVG.	G	AB	R	H	2B	3B	HR	RBI	BB	SO	SB
1986	GCL Yankees-R	.233	59	219	36	51	10	4	4	31	28	66	4
1987	Ft. Lauderdale-A	.172	17	58	2	10	3	0	0	2	7	25	0
	Prince William-A	.300	116	430	76	129	23	2	28	103	53	124	14
1988	Albany-AA	.245	79	278	50	68	9	1	13	40	37	97	3
	Columbus-AAA	.230	55	209	27	48	9	1	6	22	14	61	2
1989	Albany-AA	.257	104	335	55	86	8	2	11	45	61	108	3
	Columbus-AAA	.289	14	45	8	13	4	0	1	3	8	13	0
	<b>New York-AL</b>	<b>.179</b>	<b>8</b>	<b>28</b>	<b>2</b>	<b>5</b>	<b>0</b>	<b>0</b>	<b>1</b>	<b>2</b>	<b>8</b>	<b>0</b>	<b>0</b>
1990	Columbus-AAA	.285	136	480	81	137	20	5	26	96	66	132	6
	<b>New York-AL</b>	<b>.241</b>	<b>23</b>	<b>83</b>	<b>12</b>	<b>20</b>	<b>7</b>	<b>0</b>	<b>3</b>	<b>10</b>	<b>9</b>	<b>25</b>	<b>1</b>
1991	<b>New York-AL</b>	<b>.222</b>	<b>96</b>	<b>288</b>	<b>37</b>	<b>64</b>	<b>8</b>	<b>1</b>	<b>6</b>	<b>29</b>	<b>18</b>	<b>97</b>	<b>3</b>
1992	Columbus-AAA	.275	141	534	96	147	28	2	26	100	60	168	15
	<b>New York-AL</b>	<b>.600</b>	<b>2</b>	<b>5</b>	<b>1</b>	<b>3</b>	<b>0</b>	<b>0</b>	<b>1</b>	<b>1</b>	<b>1</b>	<b>0</b>	<b>0</b>
1993	Columbus-AAA	.204	75	279	39	57	14	0	14	45	32	92	6
	<b>New York-AL</b>	<b>.170</b>	<b>30</b>	<b>53</b>	<b>8</b>	<b>9</b>	<b>1</b>	<b>1</b>	<b>2</b>	<b>5</b>	<b>8</b>	<b>19</b>	<b>0</b>
1994	Chiba Lotte-J	.248	122	431	49	107	21	0	23	69	35	135	8
1995	Yakult-J	.244	130	438	74	107	16	0	29	80	64	134	6
1996	Yakult-J	.246	128	439	47	108	14	3	25	67	44	140	1
1997	W. Palm Beach-A	.250	1	4	0	1	1	0	0	0	0	2	0
	Ottawa-AAA	.274	121	423	81	116	20	2	24	75	62	119	19
	<b>Montreal</b>	<b>.292</b>	<b>16</b>	<b>24</b>	<b>6</b>	<b>7</b>	<b>1</b>	<b>0</b>	<b>2</b>	<b>6</b>	<b>4</b>	<b>10</b>	<b>0</b>
1998	Calgary-AAA	.375	2	8	3	3	1	0	2	3	0	2	0
	Tucson-AAA	.250	70	268	45	67	16	2	13	37	30	67	2
	<b>Arizona</b>	<b>.067</b>	<b>7</b>	<b>15</b>	<b>1</b>	<b>1</b>	<b>0</b>	<b>0</b>	<b>1</b>	<b>1</b>	<b>0</b>	<b>6</b>	<b>0</b>
1999	Newark-Ind	.283	118	448	84	127	17	3	21	94	52	102	12
2000	Saltillo-AAA	.317	88	347	72	110	14	2	24	73	54	105	4
2001	Newark-Ind	.245	40	139	26	34	10	1	10	30	16	34	3
	Saltillo-AAA	.241	83	299	48	72	12	2	13	50	44	95	2
2002	Puebla-AAA	.204	38	137	14	28	3	1	1	24	22	37	0
<b>Minor Totals</b>		<b>.260</b>	<b>1737</b>	<b>6248</b>	<b>1013</b>	<b>1626</b>	<b>273</b>	<b>33</b>	<b>314</b>	<b>1089</b>	<b>789</b>	<b>1858</b>	<b>110</b>
<b>M.L. Totals</b>		<b>.220</b>	<b>182</b>	<b>496</b>	<b>67</b>	<b>109</b>	<b>17</b>	<b>2</b>	<b>15</b>	<b>53</b>	<b>42</b>	<b>165</b>	<b>4</b>



Hensley Meulens

# Dave Righetti

## PITCHING COACH

**Birthdate:** November 28, 1958  
**2011 Opening Day Age:** 52  
**Birthplace:** San Jose, California  
**Resides:** Los Altos, California  
**Giants Coach Since:** 2000  
**Contract Status:** Signed through 2011



Righetti

### COACHING CAREER

- > One of baseball's premier pitching coaches returns for 12th season in San Francisco.
- > Is 1 of just 5 individuals since 1900 to serve as Giants coach for at least 10 years, joining current bench coach Ron Wotus (13 years, 1998-present), Larry Jansen (12 years, 1954 and 1961-71), Bob Lillis (11 years, 1986-96) and Wes Westrum (10 years, 1958-63 and 1968-71).
- > 11-year run is tied for longest in San Francisco history among pitching coaches with Larry Jansen (1961-71).
- > Has been integral part in helping coach 2-time Cy Young Award winner Tim Lincecum, who has established himself as one of games top pitchers.
- > During time at helm, SF hurlers have posted 4.04 ERA, 3rd-best among all NL staffs and 4th-best in Majors...only Atlanta (3.90), Los Angeles Dodgers (3.92) and Oakland (3.97) boast lower ERA's since 2000.
- > In last 2 seasons, has led SF pitchers to 3.55 ERA, 2nd-best figure in Majors behind Los Angeles-NL (3.41)... Giants led all of baseball with 3.36 ERA in 2010 and ranked 2nd in 2009 with 3.55 mark.
- > Since 2000, Giants starters have amassed 650 wins and .525 winning pct. to rank 3rd and 4th, respectively, in senior circuit.
- > Bullpen, too, has consistently performed under his tutelage.
- > SF relief corps is tied for 4th in NL with 297 wins over last 11 years, while ranking 2nd with .548 winning pct.
- > Giants' pen ranks 2nd in league with 485 saves, and 6th with 3.89 ERA.
- > San Francisco's 2010 pitching staff led all of Major League Baseball with 3.36 team ERA club's lowest figure in season since 3.30 mark in 1989...marked 2nd time since Giants moved to San Francisco in 1958 that they have led all of baseball in ERA for single season, last time for Giants to do it was in 1987 (3.68).
- > 2009 staff posted 2nd-lowest ERA (3.55, 571er, 1,446ip) in Majors, their highest ranking since 2002 (2nd – 3.54)... Giants registered 18 shutouts in 2009, by far most in Majors and tied for 2nd-most in single-season in SF-era history (also 18 in 1976).
- > Oversaw 2007 starting rotation that ranked 4th in league with 4.24 ERA, while leading senior circuit in innings (968.2) for 1st time since 1968.
- > In 2005, did tremendous job under trying circumstances, as 24 pitchers employed by Giants marked 3rd-most in franchise history, only 1990 club (26 hurlers) and 1995 edition (25) sent more players to mound.
- > In 2004, under his tutelage, Jason Schmidt won career-high 18 games and established SF record with 251 strikeouts.
- > In 2002, directed best Giants pitching staff in 13 years, as club's 3.54 ERA ranked 2nd in NL and was club's lowest since it posted 3.30 mark in 1989, also marked 1st time SF had finished in top 2 of league for ERA since 1987, when it

## Lowest Staff ERA in Majors, 2000-10

Since Dave Righetti took over as pitching coach prior to the 2000 season, San Francisco's staff has forged the fourth-lowest ERA among Major League teams.

Rank	Team	ERA	ER	IP
1.	Atlanta	3.90	6,907	15,945.1
2.	Los Angeles-NL	3.92	6,905	15,964.1
3.	Oakland	3.97	7,023	15,927.2
4.	<b>San Francisco</b>	<b>4.04</b>	<b>7,136</b>	<b>15,916.0</b>
5.	St. Louis	4.04	7,135	15,892.0

led circuit with 3.68 ledger... tutored rotation that boasted 5 different 12-game winners, becoming 6th quintet to do so in franchise history and 1st in 79 years. Russ Ortiz (14-10), Kirk Rueter (14-8), Jason Schmidt (13-8), Ryan Jensen (13-8) and Livan Hernandez (12-16) joined NY Giants staffs from 1905, 1906, 1910, 1917 and 1923.

- > 2000 marked 1st year on Major League staff.
- > In 1999 he returned to Giants organization, serving as roving minor league pitching instructor.

#### PLAYING CAREER

- > During his banner 16-year big league career, stylish left-hander made stops with Yankees (1979, 1981-90), Giants (1991-93), A's (1994), Blue Jays (1994) and White Sox (1995)...posted 82-79 record with 3.46 ERA and 1,112 strikeouts in 718 career games (89 starts).
- > With 252 career saves, ranks 27th on Major League Baseball's all-time save list...ranks 2nd on Yankees' all-time charts for saves (224) and games pitched (522).
- > Began career as starter, then converted to reliever in 1984...earned American League Rookie of Year award in 1981 after going 8-4 with 2.06 ERA (2nd-best in AL)...played major role in Yankees' trip to World Series in 1981...earned 2 victories in Division Series vs. Milwaukee, winning Game 2 as starter and Game 5 in relief...was also winning pitcher as starter in Game 3 of ALCS vs. Oakland...had no-decision in only appearance vs. Dodgers in World Series.
- > While wearing New York pinstripes, tossed no-hitter against Boston Red Sox, July 4, 1983...was 1st Yankee no-hitter since Don Larsen's perfect game in 1956 World Series.

#### A GIANT IN THE COMMUNITY

- > Is an honorary Board member for Jean Weingarten Peninsula Oral School for Deaf (JWPOSD).
- > Is also involved with various Cerebral Palsy organizations and El Camino Health Care.

#### PERSONAL

- > Married (Kandice, February 11, 1989)...has 3 children (triplets Nicolette, Natalie and Wesley, July 19, 1991).
- > San Jose (CA) native was All-League baseball player at Pioneer High School.
- > Also attended San Jose City College.

## Most shutouts in Majors, 2000-10

San Francisco's staff has had the most shutouts among Major League teams since Dave Righetti has been in charge of the staff:

Rank	Team	Shutouts
1.	<b>San Francisco</b>	<b>128</b>
2.	Oakland	127
3.	New York-NL	126
4.	Boston	119
5.	Los Angeles-NL	115

- > In 1984, notched 31 saves in 40 chances during 1st campaign as reliever.
- > Was named to American League All-Star squads in 1986 and 1987 while with New York...established then-Major League record with 46 saves in 1986...finished 4th in Cy Young voting and 10th in AL MVP (BBWAA) balloting that year...was named to AP post season All-Star squad while also earning Rolands Relief Man of Year and *The Sporting News* Fireman of Year awards.
- > Won 2nd-straight Rolands AL Relief Man award and tied for Fireman of Year in 1987 with 31 saves.
- > Signed with Giants as free agent, Dec. 5, 1990.
- > Notched 1,000th career strikeout April 29, 1991, fanning St. Louis' Felix Jose.

- > Has been involved with Leukemia Society.
- > Has lent his image to Organ Donor Awareness Day player cards.
- > Has been fixture at KNBR/Giants FanFest.

- > Was named state Junior College Player of Year in 1977.
- > Brother, Steve, played in Texas organization from 1977-79, father, Leo, was star shortstop in Pacific Coast League while playing for San Francisco Seals.

## Giants Gems

- > Was 1st player in history to pitch no-hitter and also lead the league in saves in his career. Dennis Eckersley later achieved the feat.
- > **Nicknames are "Rags" and "The Big Ragu."**
- > **Grew up Giants fan**, with Willie McCovey as his favorite player.
- > **Avid golfer** has played in AT&T Pebble Beach Pro-Am and has sponsored tournaments on semi-pro golf team.
- > Named to National Italian American Sports Hall of Fame in Feb. 2010.

# DAVID ALLEN RIGHETTI

Year	Club	W-L	ERA	G	GS	CG	SH	SV	IP	H	R	ER	BB	SO
1977	Asheville-A	11-3	3.14	17	16	3	0	0	109.0	989	47	38	53	101
1978	Tulsa-AA	5-5	3.16	13	13	6	0	0	91.0	66	40	32	49	127
1979	West Haven-AA	4-3	1.96	11	11	3	0	0	69.0	45	23	15	45	78
	Columbus-AAA	3-2	2.93	8	6	3	2	0	40.0	22	13	13	19	44
	New York-AL	0-1	3.71	3	3	0	0	0	17.0	10	7	7	10	13
1980	Columbus-AAA	6-10	4.63	24	23	4	1	0	142.0	124	79	73	101	139
1981	Columbus-AAA	5-0	1.00	7	7	2	2	0	45.0	30	8	5	26	50
	New York-AL	8-4	2.06	15	15	2	0	0	105.0	75	25	24	38	89
1982	Columbus-AAA	1-0	2.81	4	4	1	0	0	25.2	22	11	8	12	33
	New York-AL	11-10	3.79	33	27	4	0	1	183.0	155	88	77	*108	163
1983	New York-AL	14-8	3.44	31	31	7	2	0	217.0	194	96	83	67	169
1984	New York-AL	5-6	2.34	64	0	0	0	31	96.1	79	29	25	37	90
1985	New York-AL	12-7	2.78	74	0	0	0	29	107.0	86	36	33	45	92
1986	New York-AL	8-8	2.45	74	0	0	0	*46	106.2	88	31	29	35	83
1987	New York-AL	8-6	3.51	60	0	0	0	31	95.0	95	45	37	44	77
1988	New York-AL	5-4	3.52	60	0	0	0	25	87.0	86	35	34	37	70
1989	New York-AL	2-6	3.00	55	0	0	0	25	69.0	73	32	23	26	51
1990	New York-AL	1-1	3.57	53	0	0	0	36	53.0	48	24	21	26	43
1991	San Francisco	2-7	3.39	61	0	0	0	24	71.2	64	29	27	28	51
1992	San Francisco	2-7	5.06	54	4	0	0	3	78.1	79	47	44	36	47
1993	San Francisco	1-1	5.70	51	0	0	0	1	47.1	58	31	30	17	31
1994	Oakland	0-0	16.71	7	0	0	0	0	7.0	13	13	13	9	4
	Knoxville-AA	1-1	2.21	7	4	0	0	0	20.1	20	12	5	4	18
	Toronto	0-1	6.75	13	0	0	0	0	13.1	9	10	10	10	10
1995	Chicago-AL	3-2	4.20	10	9	0	0	0	49.1	65	24	23	18	29
	Nashville-AAA	4-5	3.23	16	15	1	1	0	83.2	81	40	30	20	44
S.F. Totals		5-15	4.61	166	4	0	0	28	197.1	201	107	101	81	129
M.L. Totals		82-79	3.46	718	89	13	2	252	1403.2	1287	602	540	591	1112

\*Led League

## ALL-STAR GAME RECORD

Year	Club, Site	W-L	ERA	G	GS	CG	SH	SV	IP	H	R	ER	BB	SO
1986	A.L., Houston	0-0	0.00	1	0	0	0	0	0.2	2	0	0	0	0
1987	A.L., Oakland	0-0	0.00	1	0	0	0	0	0.1	1	0	0	0	0
ASG Totals		0-0	0.00	2	0	0	0	0	1.0	3	0	0	0	0

## DIVISION SERIES RECORD

Year	Club, Opp	W-L	ERA	G	GS	CG	SH	SV	IP	H	R	ER	BB	SO
1981	NY Yankees vs. MIL	2-0	1.00	2	1	0	0	0	9.0	8	1	1	3	10

## LEAGUE CHAMPIONSHIP SERIES RECORD

Year	Club, Opp	W-L	ERA	G	GS	CG	SH	SV	IP	H	R	ER	BB	SO
1981	NY Yankees vs. OAK	1-0	0.00	1	1	0	0	0	6.0	4	0	0	2	4

## WORLD SERIES RECORD

Year	Club, Opp	W-L	ERA	G	GS	CG	SH	SV	IP	H	R	ER	BB	SO
1981	NY Yankees vs. LA	0-0	13.50	1	1	0	0	0	2.0	5	3	3	2	1

# Ron Wotus

## BENCH COACH

**Birthdate:** March 3, 1961  
**2011 Opening Day Age:** 50  
**Birthplace:** Colchester, Connecticut  
**Resides:** Pleasant Hill, California  
**Giants Coach Since:** 1998  
**Contract Status:** Signed through 2011



### COACHING CAREER

- Highly regarded baseball man has spent past 23 years in Giants organization, with 21 seasons in coaching ranks and last 13 campaigns on Major League staff.
- Is one of only 5 individuals since 1900 to serve as Giants coach for at least 10 years, joining Larry Jansen (12 years, 1954 and 1961-71), Bob Lillis (11 years, 1986-96), current pitching coach Dave Righetti (11 years, 2000-present) and Wes Westrum (10 years, 1958-63 and 1968-71).
- Invaluable asset has served as Giants bench coach, while also handling infield defense.
- Was manager in SF farm system for 7 years (1991-97).
- Was twice named Manager of Year, while posting overall 554-412 record (.574) in minors.
- His teams finished above .500 mark and made playoffs in 6 of 7 years as skipper.
- Because of infield glove work, SF has ranked in NL's top 5 for fielding pct. in 9 of his 12 years at post.
- Giants set SF-era single-season record (since 1958) with .988 fielding pct. in 2010... SF committed their 2nd-fewest total of errors in season with 73, their fewest since 1994 when club had just 68 miscues.
- SF's 2010 fielding pct. ranked as 3rd-highest in National League, behind San Diego (.988) and Cincinnati (.988).
- Giants have also established new franchise records for fielding pct. and fewest errors in season three times during past 12 seasons (2000, 2003 and 2010).
- Under his watch, 3rd baseman Bill Mueller (2000), shortstop Rich Aurilia (2002) and shortstop Omar Vizquel (2005-06) all led NL in fielding pct. at respective positions.
- Vizquel (2005-06) and 1st baseman J.T. Snow (1999-2000) both won pair of NL Gold Glove Awards.
- In 1998, he joined Dusty Baker's staff as 3rd base coach, 1st Major League coaching assignment of career.
- From 1996-97, served as manager for Giants' triple-A affiliate in Phoenix, leading Firebirds to back-to-back Pacific Coast League playoff appearances with 2 Southern Division championships.
- Was named 1997 PCL Manager of Year after piloting Firebirds to best record in all of triple-A baseball with 88-55 mark, that team finished season with one of best 2nd half finishes in PCL history, winning 41 of its final 51 games.
- 1996 trip to post season marked 1st for Phoenix in 10 years.
- From 1993-95 led SF's double-A franchise at Shreveport to 3-straight playoff berths.
- His 1995 club claimed Texas League championship with 88-47 mark, best record in all of minor league baseball.
- Was tabbed California League Manager of Year in 1991 when he guided squad San Jose to playoffs with 92-44 ledger, best mark in all of professional baseball.

### PLAYING CAREER

- Originally 16th round draft pick of Pittsburgh in 1979, enjoyed 11-year professional career, including parts of 1983 and 1984 seasons with Pirates... in 32 big league games with Bucs, logged .207 career mark with 2 RBI.
- Made his Major League debut Sept. 3, 1983 in Atlanta.
- 1st Major League hit was single off Dodgers' Orel Hershiser at LA July 4, 1984.
- His 1st multiple-hit game came in his last big league

## Giants Gems

- During several off-seasons while he was in the minors, Wotus **worked as a physical therapy assistant in Southern California.**
- Wotus's sister is a professor at Seattle University with a doctorate in neuroscience. His brother is an engineer at Pratt & Whitney in Connecticut.
- Wotus's public high school in Colchester, CT., dates back to 1803. One of its first graduates was Stephen F. Austin, the "Father of Texas."

outing, 2nd game of Sept. 30, 1984 doubleheader at Philadelphia.

- Also played in Kansas City organization in 1987, before concluding his career in Giants' chain... played for Phoenix in 1988 and 1989, accumulating .278 batting average.

#### A GIANT IN THE COMMUNITY

- Has been extremely active in community activities during his 13 seasons with Giants, participating in variety of outreach programs.
- Has led efforts to raise additional funds and awareness for Junior Giants Baseball Program and Comfort for Kids, which provides specialized medical care to children throughout Bay Area who are facing life-threatening illness, by organizing post-game clinic on field at AT&T Park for kids ages 8-12.
- Has been active in Giants Community Fund Golf Tournament.
- Has participated in both Junior Giants Coaches Day and Junior Giants Life Skills clinic at ballpark last 7 years, teaching baseball basics while providing kids with valuable life lessons...has also helped promote 1st 2 editions of Giants Wives' cookbook, which benefits Giants Community Fund.

#### PERSONAL

- Married (Laurie, Jan. 17, 1987).
- Graduated from Bacon (Colchester, CT) Academy in 1979.
- Played baseball, soccer and basketball in high school, was All-New England center forward in soccer after scoring

## Decade Club

Ron Wotus is just one of five individuals since 1900 to serve as a Giants coach for at least 10 years.

Coach	Years.
<b>Ron Wotus</b>	<b>13 (1998-present)</b>
Larry Jansen	12 (1954, 1961-71)
Bob Lillis	11 (1986-96)
<b>Dave Righetti</b>	<b>11 (2000-present)</b>
Wes Westrum	10 (1958-63, 1968-71)

- Is annual participant in KNBR/Giants Winter FanFest.
- Donated fielding clinic to 2005 Giants Wives' on-line auction.
- Was part of Giants' 1st ever holiday party at AT&T Park in Dec. 2001, taking more than 150 homeless children on shopping spree at Giants Dugout Store.
- Participates in Giants Summer Reading Program, encouraging Bay Area children to read.

then-record 89 career goals...averaged 30.0 points per game as All-State guard in basketball as senior.

- Is avid golfer and runs youth baseball clinics with former Giant Erik Johnson during winter.

### RONALD ALLEN WOTUS

Year	Club	AVG	G	AB	R	H	2B	3B	HR	RBI	BB	SO	SB
1979	Bradenton-R	.272	40	147	16	40	6	2	1	14	13	10	5
	Salem-A	.308	8	26	4	8	0	0	0	2	3	3	0
1980	Shelby-A	.228	45	158	19	36	7	1	0	19	15	14	8
1981	Hagerstown-A	.283	134	487	72	138	20	4	4	63	63	32	7
1982	Buffalo-AA	.299	86	321	50	96	13	4	8	39	31	53	4
	Portland-AAA	.290	42	145	27	42	6	5	3	23	17	19	3
1983	Hawaii-AAA	.301	125	465	94	140	28	6	10	62	63	72	9
	<b>Pittsburgh</b>	<b>.000</b>	<b>5</b>	<b>3</b>	<b>0</b>	<b>0</b>	<b>0</b>	<b>0</b>	<b>0</b>	<b>0</b>	<b>0</b>	<b>0</b>	<b>0</b>
1984	Hawaii-AAA	.254	61	224	32	57	15	4	5	23	23	20	4
	<b>Pittsburgh</b>	<b>.218</b>	<b>27</b>	<b>55</b>	<b>4</b>	<b>12</b>	<b>6</b>	<b>0</b>	<b>0</b>	<b>2</b>	<b>6</b>	<b>8</b>	<b>0</b>
1985	Nashua-AA	.186	37	102	9	19	3	2	0	14	20	13	1
1986	Hawaii-AAA	.315	125	419	75	132	24	3	4	57	58	51	7
1987	Omaha-AAA	.256	91	262	27	67	12	0	0	16	34	40	2
1988	Phoenix-AAA	.287	82	261	46	75	8	3	1	33	43	35	7
1989	Phoenix-AAA	.257	41	109	17	28	4	0	0	10	24	14	4
<b>M.L. Totals</b>		<b>.207</b>	<b>32</b>	<b>58</b>	<b>4</b>	<b>12</b>	<b>6</b>	<b>0</b>	<b>0</b>	<b>2</b>	<b>6</b>	<b>8</b>	<b>0</b>

### MANAGERIAL RECORD

Year	Club	W	L	PCT.	Finish
1991	San Jose-A	92	44	.676	1st/2nd
1992	San Jose-A	78	58	.574	4th/2nd
1993	Shreveport-AA	67	69	.493	4th/1st
1994	Shreveport-AA	73	63	.537	1st/2nd
1995	Shreveport-AA	88	47	.652	1st/1st*
1996	Phoenix-AAA	69	75	.479	1st/4th
1997	Phoenix-AAA	88	55	.615	2nd/1st
<b>Minor Totals</b>		<b>555</b>	<b>411</b>	<b>.575</b>	

\* Minor League Championship

# Bill Hayes

## BULLPEN CATCHER

**Birthdate:** October 24, 1957  
**2011 Opening Day Age:** 53  
**Birthplace:** Cheverly, Maryland  
**Resides:** Chandler, Arizona  
**Giants Coach Since:** 2003  
**Contract Status:** Signed through 2011



### COACHING CAREER

- > Veteran baseball man returns for 12th season in Giants organization, and 35th campaign overall in professional baseball.
- > Will mark 9th-straight year serving as SF's bullpen catcher...has also assisted pitching coach Dave Righetti and bullpen coach Mark Gardner with pitching aspects.
- > Prior to joining San Francisco chain, former big league catcher spent 6 years in Cubs organization and 6 seasons with Rockies.
- > Earlier in career, logged 15 years as minor league manager.
- > Was originally slated to manage Class A Advanced San Jose in 2003, but was elevated to big league club prior to Opening Day.

### PERSONAL

- > Has 2 daughters (Kirstyn and Megan).
- > Attended Indiana State University in Terre Haute, IN.
- > Graduated from St. Patrick's (NE) High School.

### WILLIAM ERNEST HAYES

Year	Club	AVG.	G	AB	R	H	2B	3B	HR	RBI	BB	SO	SB
1978	Pompano Beach-A	.163	64	208	24	34	2	1	2	21	26	49	0
1979	Midland-AA	.300	107	377	51	113	21	2	10	55	31	85	4
1980	Wichita-AAA	.229	111	367	29	84	14	1	8	48	26	60	2
	<b>Chicago-NL</b>	<b>.222</b>	<b>4</b>	<b>9</b>	<b>0</b>	<b>2</b>	<b>1</b>	<b>0</b>	<b>0</b>	<b>0</b>	<b>0</b>	<b>3</b>	<b>0</b>
1981	Iowa-AAA	.247	83	267	33	66	13	1	10	42	18	49	3
	<b>Chicago-NL</b>	<b>.000</b>	<b>1</b>	<b>0</b>	<b>0</b>	<b>0</b>	<b>0</b>	<b>0</b>	<b>0</b>	<b>0</b>	<b>0</b>	<b>0</b>	<b>0</b>
1982	Iowa-AAA	.249	75	245	36	61	16	1	15	40	22	68	3
1983	Iowa-AAA	.257	102	331	43	85	16	1	13	55	46	62	3
1984	Iowa-AAA	.221	116	366	52	81	25	1	16	49	38	95	1
1985	Iowa-AAA	.188	86	260	23	49	8	1	7	31	26	57	3
1986	Omaha-AAA	.239	90	247	23	59	11	0	2	18	27	54	1
1987	Iowa-AAA	.333	14	33	7	11	3	0	0	5	--	--	1
<b>M.L. Totals</b>		<b>.222</b>	<b>5</b>	<b>9</b>	<b>0</b>	<b>2</b>	<b>1</b>	<b>0</b>	<b>0</b>	<b>0</b>	<b>0</b>	<b>3</b>	<b>0</b>

### MANAGERIAL RECORD

Year	Club	W	L	PCT.	Finish
1988	Geneva-A	27	51	.346	6th
1989	Geneva-A	36	39	.480	5th
1990	Geneva-A	51	26	.662	1st
1991	Peoria-A	62	76	.449	6th
1992	Winston-Salem-A	29	40	.420	4th/3rd
1993	Daytona Beach-A	57	76	.429	4th
1994	Central Valley-A	65	71	.478	4th
1995	Salem-A	68	72	.486	3rd
1996	New Haven-AA	66	75	.468	4th
1997	New Haven-AA	64	78	.432	5th
1999	Colorado Springs-AAA	66	73	.475	2nd
2000	Shreveport-AA	58	81	.417	1st/4th
2001	Hagerstown-A	83	57	.593	3rd/1st
2002	San Jose-A	68	72	.486	3rd/4th
<b>Minor Totals</b>		<b>800</b>	<b>887</b>	<b>.474</b>	

# BEHIND THE SCENES

## ATHLETIC TRAINERS



### **Dave Groeschner**

#### **HEAD ATHLETIC TRAINER**

Dave Groeschner enters his fifth year as the head athletic trainer and 15th season overall with the Giants, after serving as the club's assistant athletic trainer from 2005-06. He is in his second stint with the Giants having spent the 2004 season as the head athletic trainer for the Chicago Cubs. Groeschner previously had spent four seasons in a dual role as the assistant athletic trainer and strength and conditioning coordinator for San Francisco from 2000-03. He previously served as athletic trainer for the triple-A Fresno Grizzlies during the 1999 season, after logging two years at Class A Advanced San Jose and one campaign at rookie-league Bellingham. Groeschner also served as the Giants minor league medical coordinator during the 2000-01 seasons. He earned a bachelor's degree in physical education from the University of South Carolina. Groeschner is a member of the Professional Baseball Athletic Trainers Society (PBATS) and the National Athletic Trainers Association. He and his wife, Aimee, and daughters, Katie and Karmyn, reside in Mesa, AZ.



### **Mark Gruesbeck**

#### **ASSISTANT ATHLETIC TRAINER**

Mark Gruesbeck returns for his fifth year in his second stint as the team's assistant athletic trainer after previously serving as the club's assistant trainer in 2004. Gruesbeck enters his 13th season in the Giants organization, spending the 2005-06 campaigns as the head minor league athletic trainer where he oversaw the medical needs for all of the organization's minor league players. He joined the Giants in 1999 after spending two seasons as a trainer in the Detroit organization. Gruesbeck has served as a head trainer at each level in San Francisco's chain, including the 2003 campaign at triple-A Fresno, the 2001-02 seasons as head trainer at double-A Shreveport and the 1999 and 2000 campaigns at short-season Salem-Keizer. He was honored as the 1998 Florida State League Trainer of the Year and served as the 1996 Hawaii Winter League All-Star trainer. He earned a bachelor's degree in Sports Medicine from Central Michigan University. Gruesbeck is a member of the Professional Baseball Athletic Trainers Society (PBATS) and the National Athletic Trainers Association. He and his wife, Cristin, reside in Mesa, AZ.



### **Ben Potenziano, ATC, CSCS**

#### **STRENGTH AND CONDITIONING COACH**

Ben Potenziano enters his eighth season with the Giants, his sixth as the team's strength and conditioning coach. Currently in his second stint with the Giants organization, he had spent five seasons overall in the club's minor league system. The 1997 Texas League Trainer of the Year has previously served as head trainer in the San Francisco system at short-season Bellingham (1995), Class A Advanced San Jose (1996), double-A Shreveport (1997-98) and the club's affiliate in the Arizona Rookie League (2003). He is a member of the Professional Baseball Athletic Trainers Society and National Strength and Conditioning Association. Potenziano is a graduate of the University of Maine at Farmington with a bachelor's degree in Community Health Education. He then earned his Masters of Education from the University of Maine at Orono, where he also spent three years (1999-2002) as an Assistant Athletic Trainer. He and his wife, Erika, daughter Olivia, and son, Benjamin, reside in Chandler, AZ.



### **Haro Ogawa**

#### **MASSAGE THERAPIST**

Haro Ogawa returns for his fourth season as the Giants certified massage therapist. Ogawa is licensed in acupuncture and herbal medicine in California and by the National Certified Commission for Acupuncture and Oriental Medicine (NCCAOM), and is certified in athletic training by the National Athletic Trainer Association (NATA). He has worked privately for the New York Mets (2007), Golden State Warriors (2001-2002), Cart Racing League, Indy Racing League, and NASCAR drivers (1999-2007). Originally, Ogawa trained and worked in Japan as a licensed acupuncturist and moxibustion practitioner, certified Shiatsu and massage therapist, and head athletic trainer for the Japan amateur baseball league and Japan national baseball team (1991-1998). He graduated with a Master of Science in Oriental Medicine from the Acupuncture and Integrative Medicine College, Berkeley (AIMC).

## TEAM PHYSICIANS



### **Robert E. Murray, M.D., M.P.A.**

**GENERAL SURGEON**

Robert Murray, the director of Catholic Healthcare West (CHW) Sports Medicine Team, returns for his 13th year as a physician consultant to the Giants. A practicing physician in San Francisco for the last 38 years, he received his medical degree from the University of Michigan and specialty training at St. Louis University.



### **Ken Akizuki, M.D.**

**ORTHOPEDIST**

Ken Akizuki is a board certified orthopedic surgeon who completed a Sports Medicine Fellowship at Lenox Hill Hospital in New York City. Dr. Akizuki is an attending physician at the San Francisco Orthopedic Residency Program and is the orthopedic consultant to the San Jose Giants, San Francisco State University, Skyline College and San Francisco City College athletic programs. He is also the team physician for the University of San Francisco athletics. Akizuki is a committee member of

the NCAA Committee on Competitive Safeguard and Medical Aspects of Sports.



### **Anthony Saglimbeni, M.D.**

**INTERNIST**

Anthony Saglimbeni is board certified in internal medicine, pediatrics and sports medicine. Saglimbeni is President of the South Bay Sports and Preventive Medicine Associates in San Jose, where he maintains a private practice and acts as team physician for the San Jose Giants. Saglimbeni is also a medical consultant at West Valley College Student Health and serves as an instructor for the San Jose

Primary Care Sports Medicine Fellowship Training Program at O'Connor Hospital. He is team physician at Bellarmine College Prep and Presentation High School in San Jose, and affiliated with various sports programs in the Silicon Valley.

## MEDICAL CONSULTANTS

### **Michael Dillingham, M.D.**

**ORTHOPEDIST**

### **Gordon Brody, M.D.**

**HAND SURGERY**

### **Larry Oloff, D.P.M.**

**PODIATRY**

### **Les Plack, D.D.S.**

**DENTIST**

### **Daniel Goodman, M.D.**

**OPHTHALMOLOGY**

### **Michael Gazdar, D.C.**

**CHIROPRACTOR**

### **Dan Wall, M.D.**

**DERMATOLOGIST**

### **Erik Dean, D.O.**

**INTERNAL MEDICINE—SCOTTSDALE, AZ**

### **Gary Waslewski, M.D.**

**ORTHOPEDICS—SCOTTSDALE, AZ**



## Mike Murphy

### EQUIPMENT MANAGER

"Murph" has been a fixture with the Giants since the team moved west in 1958. In recognition of his lifelong commitment to the organization, the Giants clubhouse at AT&T Park is named the Mike Murphy Clubhouse. In his 53 years, Murphy has never missed a Giants' home game. The San Francisco native is in his 54th season with the Giants and 32nd as equipment manager. Murphy began his career in professional baseball as bat boy for the San Francisco Seals (AAA) from 1954-57, before becoming the Giants' bat boy during the 1958-59 seasons. He became visiting clubhouse attendant in 1960 when the club moved to Candlestick, a job he held until his promotion in 1980. Murphy and his wife, Carole, live in San Bruno with their children, Andrea and Michele; granddaughter, Tori-Lynn; and Bella, the clubhouse dog.



## Harvey Hodgerney

### VISITING CLUBHOUSE

Harvey Hodgerney has spent 27 years with the Giants as the visiting clubhouse manager. The Cleveland, Ohio native has lived in the Bay Area for the last 50 years. Hodgerney was also previously in charge of the visitors locker room for the San Francisco 49ers at Candlestick Park. Harvey and his wife, Penny, have two children, Tracy and Adam, and four grandchildren, Ashley and Tyler Jones, and Caitlyn and A.J. Hodgerney. The Hodgerneys reside in San Bruno.



## Michael Scardino

### COORDINATOR, ORGANIZATIONAL TRAVEL

Michael Scardino, who enters his 16th year with the Giants and 13th as the organizational travel coordinator, oversees all commercial travel for the organization. The New York, NY native handles the travel needs for the front office staff as well as both the Major and minor league needs for the baseball operations department. The University of California, Berkeley graduate began his professional baseball career in marketing for the Oakland Athletics in 1982, before starting a travel service for broadcast crews, broadcasters and sportswriters in 1985. He has also worked as a statistician and television graphics coordinator over the years. Scardino and his wife, Katrinka, live in Richmond, and have one son, Patrick.



## Michael King

### COORDINATOR, TEAM TRAVEL

Michael King is only the sixth travel coordinator for the Giants since the club moved west in 1958. The Kentfield, CA native enters his seventh year with the Giants, his sixth full campaign as the coordinator of team travel. Prior to coming to the Giants, King worked in the visiting clubhouse for the Florida Marlins from their inception in 1993. He is responsible for handling the organization's travel and road hotel accommodations during Spring Training and the regular season. A lacrosse player at Sacramento State, he earned a degree in criminal justice. King makes his off-season home in Scottsdale, AZ.

## Ehire Adrianza

### INFIELDER

**Birthdate:** August 21, 1989  
**2011 Opening Day Age:** 21  
**Birthplace:** Miranda, Venezuela  
**Resides:** Miranda, Venezuela  
**Bats:** Switch      **Throws:** Right  
**Height:** 6-0      **Weight:** 167  
**M.L. Service:** None  
**How Obtained:** Signed by Giants as non-drafted free agent, April 26, 2006  
**Contract Status:** Signed through 2011



### CAREER

Tabbed as San Francisco's 5th best prospect entering 2011 season by *Baseball America*, Adrianza owns .246 career batting avg. (312-for-1,270) with 61 2Bs, 11 3Bs, 6 HRs and 124 RBI in 369 minor league games.

- > 21-year-old infielder was added to 40-man roster over winter of 2010.
- > Rated by *Baseball America* as best defensive infielder in Giants' farm system entering 2011.
- > Was tabbed as Giants' 8th-best prospect by *Baseball America* entering 2010 season.
- > Was signed by Giants as 16-year-old in 2006.

### 2010 SEASON

Spent season at Class A Advanced San Jose hitting .256 (114-for-445) with 22 2Bs, 5 3Bs, 3 HRs and 35 RBI in 114 games.

- > Ranked 3rd on team with 124 games, 4th in runs (70) and 3Bs (5).
- > June was his best month as he batted .283 (26-for-92), with 4 2Bs, 2 3Bs, HR and 12 RBI.
- > Earned San Jose's Defensive Player of Year honor.

### 2009

Spent entire campaign with Class A Augusta, batting .258 (100-for-388) with 54 runs, 15 2Bs, 3 3Bs, 2 HRs and 46 RBI in 117 contests.

- > His best stretch of season came June 30-July 14, where he hit safely in season-best 13-straight games at .487 clip (19-for-39), raising season figure from .254 to season-high .286.

### 2008

Missed most of season with broken foot, but was not placed on disabled list.

- > Began campaign in San Francisco's extended spring training, however also saw playing time at 3 different levels within Giants organization, combining to hit .288 (19-for-66) with 5 2Bs, HR and 6 RBI in just 18 games with ARL-Giants, short-season Salem-Keizer and triple-A Fresno.

### 2007

Batted .241 (60-for-249) with 17 2Bs, 2 3Bs and 30 RBI in 66 games with DSL-Giants.

### 2006

Batted .156 (19-for-122) in 44 games in 1st professional season with DSL-Giants.

### PERSONAL

- > Single.

## Giants Gems

- > Is nephew of current White Sox manager Ozzie Guillen.
- > While on rehab assignment in 2008, Omar Vizquel watched Adrianza field grounders and proclaimed that his glove would someday get him to big leagues.

**EHIRE ENRIQUE ADRIANZA**

Year	Club	AVG	G	AB	R	H	2B	3B	HR	RBI	SH	SF	HP	BB-I	SO	SB-CS	E	SLG	OBP
2006	DSL-Giants-R	.156	44	122	17	19	2	1	0	7	4	1	4	24-0	31	3-2	18	.189	.311
2007	DSL-Giants-R	.241	66	249	44	60	17	2	0	30	3	5	4	41-1	31	23-6	13	.325	.351
2008	Fresno-AAA	.500	2	6	2	3	1	0	0	0	0	0	0	2-0	1	0-0	0	.667	.625
	ARL-Giants-R	.255	15	55	13	14	4	0	1	6	0	0	1	7-0	4	0-1	3	.382	.349
	Salem-Keizer-A	.400	1	5	3	2	0	0	0	0	0	0	0	0-0	1	0-0	0	.400	.400
2009	Augusta-A	.258	117	388	54	100	15	3	2	46	6	7	5	42-0	66	7-1	30	.327	.333
2010	San Jose-A	.256	124	445	70	114	22	5	3	35	10	1	5	47-0	87	33-15	16	.348	.333
<b>Minor Totals</b>		<b>.246</b>	<b>369</b>	<b>1270</b>	<b>203</b>	<b>312</b>	<b>61</b>	<b>11</b>	<b>6</b>	<b>124</b>	<b>23</b>	<b>14</b>	<b>19</b>	<b>163-1</b>	<b>221</b>	<b>66-25</b>	<b>80</b>	<b>.325</b>	<b>.337</b>

**CAREER TRANSACTIONS**

- Signed by San Francisco as non-drafted free agent, April 26, 2006.

## Baseball America's Best Tools in Giants Organization

Ehire Adrianza was one of the top fielding shortstops last season in the California League, committing just 16 errors in 121 games, none after July 31. He enters the 2011 campaign ranked by *Baseball America* as the Giants' best defensive infielder in the farm system.

Best Tools	Player
Best Hitter for Average	Brandon Belt
Best Power Hitter	Chris Dominguez
Best Strike-Zone Discipline	Brandon Belt
Fastest Baserunner	Gary Brown
Best Athlete	Francisco Peguero
Best Fastball	Zack Wheeler
Best Curveball	Eric Surkamp
Best Slider	Jose Casilla
Best Changeup	Eric Surkamp
Best Control	Eric Surkamp
Best Defensive Catcher	Jackson Williams
<b>Best Defensive Infielder</b>	<b>Ehire Adrianza</b>
Best Infield Arm	Chris Dominguez
Best Defensive Outfielder	Gary Brown
Best Outfield Arm	Francisco Peguero

# Jeremy Affeldt

## LEFT-HANDED PITCHER

**Birthdate:** June 6, 1979

**2011 Opening Day Age:** 31

**Birthplace:** Phoenix, Arizona

**Resides:** Spokane, Washington

**Bats:** Left      **Throws:** Left

**Height:** 6-4      **Weight:** 220

**M.L. Service:** 9 years

**How Obtained:** Signed as free agent, Nov. 17, 2008

**Contract Status:** Signed extension prior to 2010 season with club option for 2012



- > Named Setup Man of Year for 2009 by This Year in Baseball Awards
- > Received one 10th place vote in MVP balloting in 2009
- > Led all NL relievers with 1.73 ERA and 18 double-play grounders induced in 2009
- > Tied Minnesota's Matt Guerrier for ML-lead with 33 holds in 2009, which also ranked as 2nd-most in SF single-season history
- > Posted career-best 28.0-inning scoreless streak in 2009, marking longest streak by Giants reliever in last 40 years and 5th-longest by any pitcher in SF-era history

### CAREER

**31-year-old has been one of most durable left-handed relief pitchers over last 4 seasons with 276 appearances since 2007, ranking as 13th-most in Majors...has gone 32-33 with 4.26 ERA (320er, 676.2ip) over 487 games.**

- > Has logged at least 70 games in 3 of his last 4 years with career-high 75 appearances in 2007, while playing for Colorado.
- > Signed with San Francisco as free agent during 2008 off-season and posted his best season of his career in 2009, leading all NL relievers with 1.73 ERA as well as inducing most double play balls (18)...his 33 holds in 2009 were 2nd-most holds in SF single-season history and were tied for most in Majors with Minnesota's Matt Guerrier...for his tremendous season was named winner for Setup Man of the Year, presented by This Year in Baseball Awards.
- > His 40 holds with SF are 3rd-most among all left-handed relievers in Giants franchise history.
- > Earlier in his career had seen constant movement between rotation and bullpen partly due to continual blister problems on his left middle finger...he had half of fingernail from his left middle finger permanently removed following 2003 season to help prevent frequent blister problems.
- > Has fared better in relief work, posting career ERA over 1.70 runs lower in relief role versus when he starts...has held left-handed batters to .249 avg. in his career.

### 2010 SEASON

**Went 4-3 with 4.14 ERA (23er, 50.0ip), 44 strikeouts and 4 saves in 53 games in his 2nd season with San Francisco, his 9th overall in Majors.**

- > After signing 1-year extension with Giants with player option for 2012 season during Spring Training, Affeldt had an up and down season as he missed 23 games on disabled list with left oblique tear (July 24-Aug. 18).
- > Gave up 56 hits in just 50.0 innings for his highest hits per 9.0 innings since 2005 (10.1)...allowed at least 1 baserunner in 42 of his 53 appearances.
- > Really struggled in his 1st 24 games, posting 5.64 ERA (14er, 22.1ip) and allowing an opponents avg. against of .314 (27-for-86)...gave up season-high 4 hits and 3 runs in just 0.2 innings on June 20 at Toronto, however, following that game he found his groove by blanking opponents in 12 of his next 13 games, allowing just 2 earned runs in 12.2 innings from June 24-July 20.
- > His success in late June-July was hindered by strained left oblique, suffered on July 23 while warming up in bullpen in Arizona...was placed on disabled list and coupled with Dan Runzler's dislocated left patella, Giants were left without southpaw reliever for 8 days until club acquired Javier Lopez from Pittsburgh at trade deadline...overall, Affeldt missed 23 games with injury and following his return, he logged 4.20 ERA (7er, 15.0ip).
- > His 4.14 ERA (23er, 50.0ip) marked highest figure since his 2006 season (6.20 ERA).
- > Posted stronger 2nd half of season, going 2-0 with 3.44 ERA (7er, 18.1ip) and 2 saves compared to 2-3 record and 4.55 ERA (16er, 31.2ip) and 2 saves prior to All-Star break.
- > Had 4 saves, which were most he had recorded since he rescued 13 games for Kansas City in 2004.
- > Earned his 1st save as San Francisco Giant April 11 vs. Atlanta...allowed 1 earned run in 2.0 innings of work.
- > Recorded his 500th strikeout of his career June 14 vs. Baltimore in 9th inning as Melvin Mora struck out swinging to end game.

## POSTSEASON HIGHLIGHTS

**Appeared in 5 games during postseason, going 0-0 with 4.50 ERA (2er, 4.0ip) and 4 strikeouts.**

- Did not appear in Division Series.
- Appeared in 3 games in LCS, going 0-0 with 3.38 ERA (1er, 2.2ip).
- His biggest contribution of Giants playoff run came in

Game 6 of League Championship Series vs. Philadelphia as he relieved Jonathan Sanchez in 3rd inning with 2 men on and no outs and proceeded to toss 2.0-scoreless innings, while not allowing single base runner.

## 2009

**Established himself as one of best left-handed relief pitchers in Majors, going 2-2 with 1.73 ERA (12er, 62.1ip).**

- Received one 10th place vote in NL MVP balloting and was named winner for Setup Man of the Year, presented by This Year in Baseball Awards.
- Tied Minnesota's Matt Guerrier for Major League lead with 33 holds, which were also 2nd-most in SF single-season history behind Mike Jackson, who posted 34 in 1993.
- His opponent's avg. against (.197, 42-for-213) was 13th-lowest among NL relievers.
- Induced 18 grounded into double-play balls, most in Majors as relief pitcher and tied with Julian Tavaraz (18 in 1997) for most by Giants reliever in SF-era history.
- Allowed just 3 home runs, his fewest surrendered since 2007...in fact, was 1 of just 12 NL relief pitchers to allow 3 homers-or-less with minimum of 60.0 innings...teammate Brian Wilson also gave up 3.
- Inherited 54 runners, most on Giants pitching staff and tied for 4th-most in NL...only Milwaukee's Mitch Stetter (67), Houston's Tim Lincecum (58) and Atlanta's Peter Moylan (56) inherited more than Affeldt...allowed 15 of those 54

runners to score (72.2%) for 20th-best mark in league.

- Appeared in team-high 74 games, just 1 shy of tying his career-high (75 in 2007)...his 74 contests were tied with Scott Eyre (2003) for 5th-most by left-handed reliever in SF-era history.
- Posted career-best 28.0-inning scoreless streak May 8-July 24, marking longest streak by Giants reliever in last 40 years and 5th-longest by any pitcher in SF-era history, behind Gaylord Perry (40.0ip, '67, 39.0ip, '70), Juan Marichal (30.0ip, '66) and Tim Lincecum (29.0ip, '09)...was also 2nd-longest streak in NL behind Lincecum's 29.0-inning mark.
- Led SF relievers in games, ERA, opponents avg. against and holds, while ranking 3rd in strikeouts (55) and 4th in innings...of his 74 appearances, 72 of those came from 7th inning on.
- Had 1.26 ERA (5er, 35.2ip) on road, which was 2nd-lowest road ERA by NL reliever behind Los Angeles'-NL Ramon Troncoso (0.84).

## 2008

**Southpaw appeared in 74 games as reliever with Reds, compiling 1-1 record with career-low 3.33 ERA (29er, 78.1ip) and career-high 80 punchouts as reliever.**

- Signed with Cincinnati Jan. 23 as free agent and had his best season yet as reliever in Majors.
- Led bullpen with 74 appearances, which was 1 shy of his career high, set in 2007.
- Pitched extremely well on road, forging 1.77 ERA (7er, 35.2ip) in 33 contests, lowest road ERA among all NL relievers (min. 35.0ip).
- Was just 1 of 5 NL relievers to pitch at least 75.0 innings and average 1 strikeout per inning...other 4 pitchers were

Carlos Marmol, Hong-Chih Kuo, Joel Hanrahan and Aaron Heilman.

- Earned his only win of season in his Reds debut April 2 vs. Arizona, logging scoreless 9th inning with 2 walks and 1 strikeout.
- Had 5 strikeouts April 16 at Chicago-NL, which were most by Reds reliever all season until Aaron Harang had 9 Ks in 4.0 innings during 18-inning game May 25 at San Diego.
- Made 300th appearance of his career May 2 at Atlanta.

## 2007

**Appeared in career-high 75 games for Rockies with 4-3 record and career-low 3.51 ERA (23er, 59.0ip).**

- His 75 games were 2nd-most on Rockies behind only Manuel Corpas (78) and 4th-most by any left-handed reliever in NL.
- Joined Corpas as only members of Colorado's bullpen who went entire season without stint on disabled list.
- Went 1-0, 1.74 ERA (6er, 31.0ip) in 37 games at Coors Field.
- Held RH batters to .211 (27-for-128) avg. against, which was 4th-best among all National League southpaw relievers.
- Allowed just 3 HRs all season and none until his 57th

appearance (Aug. 16 at SD, Pete LaForest)...until that HR had 4th-most innings of any pitcher in Major Leagues who hadn't allowed home run (46.2)...dating back to 2006 season had thrown 55.2 innings without allowing HR (vs. NYM, Aug. 30, 2006, Carlos Delgado).

## POSTSEASON HIGHLIGHTS

**Logged 5.1 innings allowing just 1 run in 7 contests.**

- Was key member of Colorado's bullpen in their 2007 postseason run, appearing in all 4 games of World Series against Boston, tossing 3.0-shutout frames with 2 strikeouts.

## Most Holds in Single Season, SF-Era History

Rank	Player, Year	Holds
1.	Mike Jackson, 1993	34
2.	Jeremy Affeldt, 2009	33
3t.	Scott Eyre, 2005	32
	Felix Rodriguez, 2001	32
5.	Felix Rodriguez, 2000	30

## 2006

**Split time between Kansas City and Colorado, as he combined to go 8-8 with 6.20 ERA (67er, 97.1ip) with 1 save in 54 games (9 starts all of which came with Royals).**

- Marked 1st time in his career that he did not spend time on disabled list.
- Opposing left-handed hitters batted just .212 (24-for-113), which was 12th-lowest avg. against among all ML south-paw pitchers.
- Went 4-6 with 5.91 ERA (46er, 70.0ip) in 27 games (9 starts) for Kansas City.
- Was traded July 31 to Colorado for 1B Ryan Shealy to bolster Rockies' bullpen...went 4-2 with 6.91 ERA (21er, 27.1ip) with 1 save in 27 games for Rockies.
- In Aug. and Sept. appeared in 27 games for Rockies, which were 2nd-most on staff in that span...despite spending just 2 months in Colorado, his 4 victories tied for most among all Rockies relievers.
- Recorded his 1st NL save Sept. 19 vs. San Francisco.

## 2005

**Was member of Royals bullpen for most of season, going 0-2 with 5.26 ERA (29er, 49.2ip), allowing only 3 home runs in 49 games.**

- Made total of 58 relief appearances for Royals (49) and triple-A Omaha (9) throughout season...those 9 appearances for Omaha came during 2 stints while rehabbing strained left groin...was on KC's disabled list twice with groin injury, from April 16-June 3 and from June 19-July 6.
- Ranked among Royals leaders in games (49, 4th) and holds (12, 2nd).
- Allowed just 3 homers all season, none to left-handed batters.

## 2004

**Began year as starter for Royals, however by end of season, had taken over role of club's closer going 3-4 with 4.95 ERA (42er, 76.1ip) in 38 games (8 starts) while accruing 13 saves in 17 opportunities.**

- Led team with career-high 13 saves and 26 games finished.
- Converted 13-of-17 save opportunities (76.5%)
- Was on disabled list June 27-Aug. 20 with strained right oblique muscle...made 4 rehab appearances at triple-A Omaha.
- Threw career-high 7.1 innings as starter May 7 at Boston, but received no decision in 7-6 walk-off loss.
- Suffered blown save in his 1st relief outing May 22 at Oakland, after allowing 2-run HR to Eric Chavez with 2 outs in 9th inning that tied score at 4-4.
- In 24 relief appearances from May 26-Sept. 22, lefty compiled 2.66 ERA (7er, 23.2ip), dropping his season figure from 5.07 to 4.30...during that span he converted 12-of-14 save chances and allowed just 1 HR (Ichiro Suzuki, Aug. 26 at Seattle).

## 2003

**Spent season at Major League level with Royals going 7-6 with 3.93 ERA (55er, 126.0ip) and 4 saves in 36 games (18 starts).**

- Established career-highs in starts (18), innings pitched (126.0) and strikeouts (98).
- Began season in KC's starting rotation, but was converted to reliever in July, partly due to reoccurrence of blister on his left middle finger and for 2nd-straight season spent time on 15-day DL with that injury.
- Went 6-5 with 4.39 ERA (46er, 94.1ip) in his 18 starts and 1-1 with 2.56 mark (9er, 31.2ip) and 4 saves in his 18 relief appearances.
- Converted all 4 save chances...opposing hitters batted only .186 (22-for-118) when he was reliever.
- Recorded career-high 8 strikeouts May 12 at Minnesota.
- Had great month of August, allowing just 1 run in 15.0 innings (0.60 ERA)
- Recorded his 1st career ML save Aug. 3 vs. Tampa Bay.

## Giants Gems

- Jeremy's **father was a bombardier** in the Air Force and flew B-52s. Was stationed in Guam so Jeremy spent 2nd, 3rd and 4th grades there.
- Lived in Merced, Calif. for brief time where he and his family visited SF and went to see the Giants at Candlestick. However, **player he most admired was A's pitcher Dave Stewart.**
- He and his wife, Larisa, are avid supporters of the work of David Batstone, an ethics professor at USF and founder/director of "Not For Sale," a SF-based group that fights human trafficking.
- There isn't a batter alive who scares Affeldt, but **don't get him anywhere near the ocean.** Has a deep-seated fear of sharks. When he was 8 years old, a lifeguard rushed into the ocean in Guam to save him from a shark. Three months later, he was caught in an undertow and had to be saved again. On his honeymoon in Bora Bora, his wife finally was able to cajole him into the water – only to watch him take two steps into the ocean and come face to face with a reef shark. He hasn't been in the water since.
- **Had full ride to Gonzaga**, but was drafted by Kansas City in 3rd round out of high school.

**2002**

**Made his 1st appearance at Major League level, going 3-4 with 4.64 ERA (40er, 77.2ip) in 34 games (7 starts) with KC.**

- > Made Opening Day roster and spent almost entire season with Royals.
- > Went 0-4 with 5.45 (20er, 33.0ip) as starter and 3-0 with 4.03 mark (20er, 44.2ip) in relief.
- > Tossed 2.0 innings in his Major League debut on April 6 vs. Chicago-AL, allowing 1 run while striking out his 1st career batter faced (Kenny Lofton).
- > Earned his 1st career win April 24 vs. Detroit, tossing 3.2-hitless innings in relief.
- > Made his 1st career start May 3 at Baltimore allowing 1 run in 4.0 innings.
- > Went on disabled list June 9-July 31 with blister on his

**2001**

**Had his best minor league season yet, forging 10-6 record with 3.90 ERA (63er, 145.1ip) in 25 starts for double-A Wichita.**

- > Was selected to participate in Texas League All-Star Game and was also named to postseason All-Star team.
- > Following season was named to Arizona Fall League Top Prospect Team.

**2000**

**Pitched for Class A Advanced Wilmington for entire season, going 5-15 with 4.09 ERA (67er, 147.1ip) in 27 games (26 starts).**

- > Led both Royals' organization and Carolina League in losses with 15.

**1999**

**Compiled 7-7 record with 3.83 ERA (61er, 143.1ip) in 27 games (24 starts) with Class A Charleston.**

- > Recorded his 1st complete game shutout of his career holding PDT to just 4 hits over 9.0 innings.

**1998**

**Split time between GCL Royals and Lansing, going 4-6 with 4.10 ERA (36er, 79.0ip) in 18 games (12 starts).**

- > Saw his first action in High-A ball, pitching in 6 games (3 starts) for Lansing of Midwest League, while recording 0-3 record with 9.53 ERA (18er, 17.0ip).
- > Spent most of year with Gulf Coast Royals, going 4-3 with 2.89 ERA (18er, 56.0ip) in 12 games (9 starts).

**1997**

**Started his professional career by appearing in 10 games (9 starts) with GCL Royals while going 2-0 with 4.50 ERA (20er, 40.0ip).**

**A GIANT IN THE COMMUNITY**

- > Was nominated as Giants representative for Roberto Clemente Award in 2010, which is given annually to Major League Baseball player who combines dedication to giving back to community with outstanding skills on the baseball field...Affeldt has been involved in Not for Sale/Free 2 Play Foundation over last 2 years.
- > During 2009 and 2010 campaigns met with Jefferson Awards Youth Service Initiatives to help recognize volunteer work of local high school students.
- > Visited Washington High School in San Francisco to speak with students from Athletes In Math Succeed program.
- > Was Giants 2009 and 2010 nominee for Jefferson Award for Outstanding Public Service by an Athlete.
- > Prior to joining Giants, created Jeremy Affeldt Foundation (under umbrella of Serving Christian Community Foundation) to benefit youth groups across country.
- > His wife, Larisa, co-chaired 2003 Royals Wives Food Drive that generated more than 12,000 pounds of food.
- > In 2003, was voted by his Royals teammates as Marvin Miller Man of Year for his inspirational community involvement.
- > In 2006, created "Generation Alive," a youth ministry.

**PERSONAL**

- > Married (Larissa, Nov. 20, 1999)...sons (Walker, Aug. 28, 2007 and Logan, Sept. 13, 2010).
- > Graduated from Northwest Christian (Colbert, WA) High

## SF Relievers to Lead NL in Relief ERA, SF-Era History

Player, Year	ERA
Frank Linzy, 1965	1.43
Mike Jackson, 1994	1.49
Jeff Brantley, 1990	1.56
Felix Rodriguez, 2001	1.68
<b>Jeremy Affeldt, 2009</b>	<b>1.73</b>
Robb Nen, 2000	2.36

left middle finger...made 3 appearances (all starts) during rehab stint at double-A Wichita from July 24-31.

## JEREMY AFFLEDT

Year	Club	W-L	ERA	G	GS	CG	SH	SV	IP	H	R	ER	HR	HB	BB	SO	WP	BK
1997	GCL Royals-R	2-0	4.50	10	9	0	0	0	40.0	34	24	20	3	5	21	36	4	2
1998	GCL Royals-R	4-3	2.89	12	9	0	0	0	56.0	50	24	18	1	8	24	67	7	0
	Lansing-A	0-3	9.53	6	3	0	0	0	17.0	27	21	18	1	0	12	8	2	0
1999	Charleston-WV-A	7-7	3.83	27	24	2	1	0	143.1	140	78	61	4	8	80	111	14	4
2000	Wilmington-A	5-15	4.09	27	26	0	0	0	147.1	158	87	67	7	10	59	92	17	1
2001	Wichita-AA	10-6	3.90	25	25	0	0	0	145.1	153	74	63	9	10	46	128	3	1
2002	Wichita-AA	0-0	1.50	3	3	0	0	0	6.0	1	1	1	0	1	3	3	2	0
	Kansas City	3-4	4.64	34	7	0	0	0	77.2	85	41	40	8	3	37	67	5	2
2003	Kansas City	7-6	3.93	36	18	0	0	4	126.0	126	58	55	12	5	38	98	2	2
2004	Kansas City	3-4	4.95	38	8	0	0	13	76.1	91	49	42	6	3	32	49	4	3
	Omaha-AAA	0-0	0.00	4	0	0	0	3	4.0	2	0	0	0	0	0	5	0	0
2005	Kansas City	0-2	5.26	49	0	0	0	0	49.2	56	35	29	3	0	29	39	5	0
	Omaha-AAA	0-1	6.48	9	0	0	0	0	8.1	9	7	6	1	0	6	9	2	0
2006	Kansas City	4-6	5.91	27	9	0	0	0	70.0	71	51	46	9	1	42	28	2	0
	Colorado	4-2	6.91	27	0	0	0	1	27.1	31	23	21	4	1	13	20	0	0
2007	Colorado	4-3	3.51	75	0	0	0	0	59.0	47	26	23	3	3	33	46	6	1
2008	Cincinnati	1-1	3.33	74	0	0	0	0	78.1	78	36	29	9	3	25	80	6	0
2009	San Francisco	2-2	1.73	74	0	0	0	0	62.1	42	14	12	3	3	31	55	5	0
2010	San Francisco	4-3	4.14	53	0	0	0	4	50.0	56	25	23	4	3	24	44	4	0
	San Jose-A	0-0	0.00	2	2	0	0	0	3.0	2	0	0	0	0	1	4	1	0
Minor Totals		28-35	4.01	125	101	2	1	3	570.1	576	316	254	26	42	252	463	52	8
A.L. Totals		17-22	4.77	184	42	0	0	17	399.2	429	234	212	38	12	178	281	18	7
N.L. Totals		15-11	3.51	303	0	0	0	5	277.0	254	124	108	23	13	126	245	21	1
S.F. Totals		6-5	12.80	127	0	0	0	4	112.1	98	39	35	7	6	55	99	9	0
M.L. Totals		32-33	4.26	487	42	0	0	22	676.2	683	358	320	61	25	304	526	39	8

## DIVISION SERIES RECORD

Year	Club, Opp	W-L	ERA	G	GS	CG	SH	SV	IP	H	R	ER	HR	HB	BB	SO	WP	BK
2007	COL vs. PHI	0-0	9.00	1	0	0	0	0	1.0	1	1	1	1	0	0	2	0	0
2010	SF vs. ATL																	

- Did Not Pitch -

## CHAMPIONSHIP SERIES RECORD

Year	Club, Opp	W-L	ERA	G	GS	CG	SH	SV	IP	H	R	ER	HR	HB	BB	SO	WP	BK
2007	COL vs. AZ	0-0	0.00	2	0	0	0	0	1.1	0	0	0	0	0	0	0	0	0
2010	SF vs. PHI	0-0	3.38	3	0	0	0	0	2.2	0	1	1	0	0	1	4	0	0
LCS Totals		0-0	2.25	5	0	0	0	0	4.0	0	1	1	0	0	1	4	0	0

## WORLD SERIES RECORD

Year	Club, Opp	W-L	ERA	G	GS	CG	SH	SV	IP	H	R	ER	HR	HB	BB	SO	WP	BK
2007	COL vs. BOS	0-0	0.00	4	0	0	0	0	3.0	2	0	0	0	0	1	2	0	0
2010	SF vs. TEX	0-0	6.75	2	0	0	0	0	1.1	1	1	1	0	0	1	0	1	0
WS Totals		0-0	2.08	6	0	0	0	0	4.1	3	1	1	0	0	2	2	1	0

## AFFELDT'S M.L. BATTING

M.L. Batting		AVG	G	AB	R	H	2B	3B	HR	RBI	SH	SF	HP	BB-I	SO	SB-CS	E	SLG	OBP
---	2010	.000	53	1	0	0	0	0	0	0	0	0	0	0-0	1	0-0	3	.000	.000
---	Career	.231	291	13	0	3	0	0	0	2	0	0	0	1-0	3	0-0	12	.231	.286

## CAREER FIELDING

Position	PCT.	G	PO	A	E	TC	DP
Pitcher	.928	487	29	125	12	166	10

## CAREER HIGHS

- Low-Hit CG: No Complete Games
- Innings Pitched: Starter: 7.1, May 7, 2004 at BOS (w/KC)  
Reliever: 4.0, June 23, 2006 vs. MIL (w/KC)
- Strikeouts: 8, May 12, 2003 at MIN (w/KC)
- Winning Streak: 4 games, July 20, 2002-April 14, 2003 (w/KC)
- Losing Streak: 4 games, May 8-June 8, 2002 (w/KC)
- Scoreless Streak: 28.0 innings, April 8-July 24, 2009 (w/SF)

# Brandon Belt

## INFIELDER

**Birthdate:** April 20, 1988

**2011 Opening Day Age:** 22

**Birthplace:** Nacogdoches, Texas

**Resides:** Nacogdoches, Texas


**Bats:** Left      **Throws:** Left

**Height:** 6-5      **Weight:** 219

**M.L. Service:** None

**How Obtained:** Giants' 5th round selection in 2009 First-Year Player Draft

**Contract Status:** Non-Roster Invitee



Belt

### CAREER

**6-foot-5, left-handed hitter is among best 1st base prospects in game...has been tabbed by *Baseball America* as SF's top prospect entering 2011 campaign.**

- > Former pitcher, Belt made switch to become full-time position player while at University of Texas, being moved to 1st base.
- > Played collegiately as Texas Longhorn and led them to College World Series in 2009, where they eventually fell to LSU.
- > Was drafted twice by other teams: 1st by Red Sox in 11th round out of high school as pitcher, but chose to attend San Jacinto JC (TX)...transferred to Texas, but not before passing on Braves, who also drafted him in 11th round in 2007 as hitter.
- > Was named *Baseball America* Minor League All-Star in 2010.

### 2010 SEASON

**Made quite an impact in his 1st professional season, batting .352 (173-for-492) with 43 2Bs, 23 HRs and 112 RBI in 136 games between 3 different levels in SF's system.**

- > Named by *Baseball America* as Minor League All-Star.
- > Led minor leagues with 1.075 OPS, finished 2nd in batting avg. (.352) and on-base pct. (.455) while ranking 4th in RBI (112) and 7th in slugging pct. (.620).
- > Spent season rocketing his way through Giants system... began campaign at Class A Advanced San Jose and batted .383 (103-for-269) with 62 runs, 10 HRs, 62 RBI and 18 stolen bases in 77 games.
- > Hit safely in season-high 18-straight games from April 11-30, then collected hits in 16-consecutive games from June 9-28.
- > Led California League in on-base pct. with .492 mark, despite having just 333 plate appearances...MLBAM, official statistician for minor league baseball, recognized Belt based on Rule 10.22(a).
- > Named CAL mid-season All-Star and garnered CAL Player of Week honors for week ending June 21.
- > Moved on to double-A Richmond, where he played in 46 games and batted .337 (59-for-175) with 9 HRs and 40 RBI.
- > Appeared in 13 games at triple-A Fresno, going 11-for-48 (.229) with 4 HRs, 10 RBI.
- > Had MVP-caliber Fall League campaign, batting .372 (32-for-86) in 22 games to help lead Scottsdale Scorpions to AFL Championship title...played in AFL Rising Stars Game (best of the best).

### PERSONAL

- > Married (Haylee).
- > Attended University of Texas...led Longhorns to College World Series in 2009 after pacing team in batting avg. (.319)...earned All-Big 12 Honorable Mention in 2008...overall, batted .321 (152-for-473) with 14 HRs and 108 RBI in 124 games in his 2 seasons at Texas.
- > Before going to Texas, played one year for San Jacinto College in Houston and was pitcher and designated hitter...batted .441 with 10 HRs to receive All-Conference designated hitter honors and 2007 Juco World Series Big Stick Award for 3rd ranked Gators as freshman.
- > Was selected by Atlanta Braves in 11th round of 2007 First-Year Player Draft, but did not sign.
- > Graduated from Hudson High School in Lufkin, Texas...as senior, garnered district MVP, All-State and All-America honors.
- > Was selected by Boston Red Sox in 11th round of 2006 First-Year Player Draft, but did not sign.

## BRANDON KYLE BELT

Year	Club	AVG	G	AB	R	H	2B	3B	HR	RBI	SH	SF	HP	BB-I	SO	SB-CS	E	SLG	OBP
2010	San Jose-A	.383	77	269	62	103	28	4	10	62	0	3	3	58-3	50	18-7	7	.628	.492
	Richmond-AA	.337	46	175	26	59	11	6	9	40	0	2	2	22-1	34	2-1	1	.623	.413
	Fresno-AAA	.229	13	48	11	11	4	0	4	10	0	0	0	13-0	15	2-0	1	.563	.393
<b>Minor Totals</b>		<b>.352</b>	<b>136</b>	<b>492</b>	<b>99</b>	<b>173</b>	<b>43</b>	<b>10</b>	<b>23</b>	<b>112</b>	<b>0</b>	<b>5</b>	<b>5</b>	<b>93-4</b>	<b>99</b>	<b>22-8</b>	<b>9</b>	<b>.620</b>	<b>.455</b>

## CAREER TRANSACTIONS

- Selected by Boston in 11th round of 2006 First-Year Player Draft; did not sign.
- Selected by Atlanta in 11th round of 2007 First-Year Player Draft; did not sign.
- Selected by San Francisco in 5th round of 2009 First-Year Player Draft. Signed by Todd Thomas.

## Baseball America's Giants Top 10 Prospects for 2011

Brandon Belt exploded in 2010, dominating on three levels within the Giants' minor league chain. He led the minors in hitting and OPS while ranking second in on-base pct. He enters this season rated by *Baseball America* as the top overall prospect in the Giants' farm system.

Rank	Player	Position
1.	<b>Brandon Belt</b>	<b>IF</b>
2.	Zack Wheeler	RHP
3.	Gary Brown	OF
4.	Francisco Peguero	OF
5.	Ehire Adrianza	IF
6.	Brandon Crawford	IF
7.	Thomas Neal	OF
8.	Charlie Culberson	IF
9.	Eric Surkamp	LHP
10.	Tommy Joseph	C/IF

# Gary Brown

## OUTFIELDER

**Birthdate:** September 28, 1988

**2011 Opening Day Age:** 22

**Birthplace:** Diamond Bar, California

**Resides:** Walnut, California

**Bats:** Right **Throws:** Right

**Height:** 6-1 **Weight:** 187

**M.L. Service:** None

**How Obtained:** Giants' 1st round selection (24th pick overall) in 2010 First-Year Player Draft

**Contract Status:** Non-Roster Invitee



Brown

### CAREER

**San Francisco's 1st round pick (24th overall) in 2010 enters his 1st full season at profesional level... has been tabbed as SF's 3rd-best prospect entering 2011 season, as selected by *Baseball America*.**

- > Hit .438 (92-for-210) with .695 slugging pct., .485 on-base pct., 62 runs scored, 8 3Bs and 31 stolen bases in 2010 at Cal State Fullerton.
- > Was selected by Giants in 1st round (24th pick overall) in 2010 First-Year Player Draft.
- > Tabbed by *Baseball America* as Giants' fastest baserunner in farm system.

### 2010 SEASON

**Saw limited playing time in his 1st professional season as he signed minor league contract in late August.**

- > Split season between Arizona rookie ball and short-season Salem-Keizer, combining to hit .159 (7-for-44) with 2 extra-base hits in 12 games.

### PERSONAL

- > Single.
- > Graduated from Diamond Bar (CA) High School.
- > Drafted by SF out of Cal State Fullerton, Brown was named an All-American by *Baseball America* (2nd team), Collegiate Baseball (1st team), National Collegiate Baseball Writer's Association (1st team) and American Baseball Coaches Association (1st team).
- > Named 2010 Big West Conference Player of Year, speedy outfielder set single-season school record in batting avg. by hitting .438 and became 1st Titan to steal more than 30 bases in season since 1994 (32 steals).
- > His .438 batting avg. last year ranked 8th in nation.
- > Set Cal State Fullerton record for most stolen bases, going 25-of-28 during freshman season.

### GARY BROWN

Year	Club	AVG	G	AB	R	H	2B	3B	HR	RBI	SH	SF	HP	BB-I	SO	SB-CS	E	SLG	OBP
2010	ARL-Giants-R	.182	6	22	6	4	1	0	0	0	0	0	1	4-0	5	2-0	0	.227	.333
	Salem-Keizer-A	.136	6	22	2	3	0	1	0	2	0	1	2	2-0	7	0-1	0	.227	.259
<b>Minor Totals</b>		<b>.159</b>	<b>12</b>	<b>44</b>	<b>8</b>	<b>7</b>	<b>1</b>	<b>1</b>	<b>0</b>	<b>2</b>	<b>0</b>	<b>1</b>	<b>3</b>	<b>6-0</b>	<b>12</b>	<b>2-1</b>	<b>0</b>	<b>.227</b>	<b>.296</b>

### CAREER TRANSACTIONS

- Selected by San Francisco in 1st round (24th overall) of 2010 First-Year Player Draft. Signed by Brad Cameron.

# Madison Bumgarner

## LEFT-HANDED PITCHER

**Birthdate:** August 1, 1989

**2011 Opening Day Age:** 21

**Birthplace:** Hickory, North Carolina

**Resides:** Lenoir, North Carolina

**Bats:** Right      **Throws:** Left

**Height:** 6-5      **Weight:** 235

**M.L. Service:** 127 days

**How Obtained:** Giants' 1st round selection (10th overall) in 2007 First-Year Player Draft

**Contract Status:** Signed through 2011



- > 4th youngest Giants pitcher to make ML debut
- > Franchise's youngest pitcher to start game in his ML debut since 1958 (20 years and 38 days)
- > At 20 years, 339 days, is 2nd-youngest SF pitcher in last 25 years to win his 1st ML contest
- > Is youngest Giants pitcher in franchise history to win postseason game at 21 years, 71 days old
- > Is 2nd youngest pitcher to win series clincher in postseason history
- > At 21 years, 91 days old, is 5th-youngest pitcher to start World Series game and 4th-youngest to win World Series contest
- > Has posted 34-6 record with 2.00 ERA in 63 games (62 starts) in minors
- > Won South Atlantic League triple crown in 2008, going 15-3 with 1.46 ERA and 164 strikeouts
- > Named San Francisco's 2008 Minor League Pitcher of Year

### CAREER

**Young left-hander has quickly moved up through Giants' organization since being drafted 10th overall in 2007, making his Major League debut in 2009 and becoming vital piece to San Francisco's 1st Championship in 2010.**

- > At 20 years and 38 days old, became franchise's youngest pitcher to start game in his Major League debut since Giants moved West in 1958...also became 4th-youngest Giants hurler to make his ML debut...only Mike McCormick (17 years and 342 days), Nestor Chavez (19 years and 65 days) and Ron Bryant (19 years and 321 days) were younger.
- > At 20 years and 339 days old, became 2nd-youngest Giants pitcher in last 25 years to win his 1st big league game...Matt Cain was 1 day younger than Bumgarner at 20 years, 338 days when he won his 1st ML game on Sept. 4, 2005.
- > Is youngest Giants pitcher to win postseason game at age 21 and 71 days old...surpassed previous youngest, Hal Schumacher, who was 22 years and 315 days old...also became 2nd-youngest starting pitcher to win series clincher (LDS), behind only Fernando Valenzuela.
- > Only 3 starting pitchers younger than Bumgarner (21 years, 91 days old) have ever won game in World Series history – Bullet Joe Bush (20 years, 316 days) for 1913 Athletics, Jim Palmer (20 years, 356 days) for 1966 Orioles and Fernando Valenzuela (20 years, 356 days) for 1981 Dodgers.
- > In just little more than 2 minor league seasons, 6-foot-5, 227-pound southpaw has gone 34-6 with 2.00 ERA (79er, 355.2ip) and 315 strikeouts against 77 walks in 63 games

## Giants Gems

- > **From Hudson, N.C., a town of 2,800 people,** 90 minutes northwest of Charlotte.
- > With \$2 million signing bonus, paid off his mother's house and bought himself and wife, Ali, new trucks. Ali is studying stenography at Caldwell Community College in N.C.
- > Four years ago, at age 17, **began competing with Ali's brother in team-roping.**
- > Is very competitive. During a game in Norwich, when Boston's top draft pick Lars Anderson was taking too much time getting ready in the batter's box, Bumgarner threw the pitch up and high, dropping Anderson to his knees.
- > He **gave his wife a steer as a wedding gift.**
- > With Lincecum nicknamed "The Freak" and "The Franchise," Bumgarner's teammates in the minor leagues **nicknamed him "The Future."**

## Youngest Giants Pitchers at Time of ML Debut (Since 1950)

Name	Age	Date	Opp.
Mike McCormick	17.342	9/5/56	at PHI
Nestor Chavez	19.065	9/9/67	vs. CHI
Ron Bryant	19.321	9/29/67	vs. PHI
<b>Madison Bumgarner</b>	<b>20.038</b>	<b>9/8/09</b>	<b>vs. SD</b>

*Chart courtesy of Bill Arnold/Sports Features Group*

(62 starts)...has averaged 8.0 strikeouts per 9.0 innings in his brief minor league career.

- Native of Hickory, North Carolina, Bumgarner is 5th baseball player from that town to make his ML debut and 1st starting pitcher from Hickory to appear in game since 1953, when Dick Marlowe started for Detroit.
- Posted perhaps best season of any Giants farmhand in 2008, winning South Atlantic League triple crown, going 15-3 with 1.46 ERA and 164 strikeouts for SAL Champion Augusta GreenJackets...ranked 3rd overall among minor league pitchers in strikeouts and tied for 5th in wins.
- Was also named Minor League Baseball's Most

### 2010 SEASON

**Went 7-6 with 3.00 ERA (37er, 111.0ip) while posting 86 strikeouts and issuing only 26 walks in 18 starting assignments with Giants.**

- Was one of most consistent Giants starters since being recalled towards end of June, logging at least 6.0 innings in 12 of his 18 starts and 7.0 innings 9 times...recorded 11 quality outings.
- Since his recall on June 26, posted 4th-lowest ERA among National League left-handed starters, behind HOU's Wandy Rodriguez (2.14), PHI's Cole Hamels (2.57) and LAD's Clayton Kershaw (2.64).
- His 3.00 ERA was 3rd-lowest in SF-era history for rookie pitcher behind Jim Barr (2.87 in 1972) and John Montefusco (2.88 in 1975) (min. of 15 starts)...his 11 quality outings were 6th-most among SF rookie starters since 2000.
- His 26 walks issued were 2nd-fewest by rookie pitcher in SF-era history behind Alan Fowlkes, who issued 24 free passes in 1982 (min. 15 starts)...his 2.11 walks per 9.0 innings (26BB, 111.0ip) was 9th-best ratio among NL starters since he was called up on June 26.
- Between triple-A Fresno and Giants, combined to pitch 193.2 innings, which was career-high in his brief 3-year

Spectacular Pitcher for finishing 2008 season with lowest ERA...named to SAL in-season and postseason All-Star teams, along with earning SAL Pitcher of Week honors on 5 different occasions.

- Was named San Francisco's 2008 Pitcher of Year, joining Pablo Sandoval (Player of Year) as 1st two recipients to earn inaugural award.
- Was selected by Giants in 1st round (10th pick overall) in 2007 First-Year Player Draft.
- Became 1st left-handed pitcher drafted by Giants with its first-round pick since Mike Remlinger was selected out of Dartmouth College with 16th overall pick in 1987.

professional career...prior to 2010, his career-high in innings was 141.2 in 2008 with Augusta.

- Had pronounced splits when pitching at home and on road, compiling 6-3 record with 1.91 ERA (14er, 66.0ip) in 10 road outings and 1-3 mark with 4.60 ERA (23er, 45.0ip) in 8 starts at home...beginning July 1st, his 1.91 ERA on road ranked as 4th-lowest figure among NL pitchers, behind Cole Hamels (1.68), Roy Oswalt (1.71) and Carlos Zambrano (1.85)...his 6 road wins since that date were tied for 2nd-most in NL...only Ricky Nolasco had more with 7...went 2-1 with 0.95 ERA (3er, 28.1ip) over his last 4 road starts, reaching 7.0 inning mark in all 4 outings.
- Was charged with his 1st Major League loss June 26 vs. Boston, allowing 4 runs in 7.0 innings...allowed solo HR to Darnell McDonald in 1st inning and 3-run shot to Mike Cameron in 2nd frame, however following that HR by Cameron, settled down and retired 16 of his final 17 batters faced...Giants scored only 2 runs off Clay Buchholz who lasted just 1.0 inning due to an injury...Red Sox used 7 relievers to shut down SF.

## Youngest Starter to Win Series Clincher in Postseason History

Player	Year	Team	Series	Age-Days
Fernando Valenzuela	1981	Dodgers	NLCS	20.352
<b>Madison Bumgarner</b>	<b>2010</b>	<b>Giants</b>	<b>NLDS</b>	<b>21.072</b>
Bret Saberhagen	1985	Royals	WS	21.199
Jaret Wright	1997	Indians	ALDS	21.281
Whitey Ford	1950	Yankees	WS	21.351

- Earned his 1st Major League victory July 6 in Milwaukee after tossing 8.0-scoreless innings and allowing only 3 hits in SF's 6-1 win...according to *Elias*, only 2 other Giants rookies pitched game like that: Noah Lowry in 2004 when he tossed 9.0-shutout frames against Reds on Aug. 3 and Matt Cain, who accomplished it twice in 2006, tossing 9.0-scoreless innings at Oakland on May 21 and blanking Colorado for 8.0 innings on Sept. 14.
- At 20 years, 339 days, became 2nd-youngest Giants pitcher in last 25 years to win his 1st Major League game and 1st since Matt Cain in 2005...Cain was just 1 day younger than Bumgarner at 20 years, 338 days when he won his 1st big league contest on Sept. 4 at Arizona.
- According to *Elias*, July 19th matchup between Bumgarner, making his 6th career start, and Dodgers' RHP James McDonald, making his 5th career start, was 1st meeting between Giants and Dodgers since 1947 in which neither starting pitcher had made more than 5 previous starts... Larry Jansen, Giants' starter in last such meeting opposed Harry Taylor in 1947.
- Was model of efficiency in 3rd inning of game against Padres on Aug. 14, retiring side on just 3 pitches...joined Philadelphia's Jamie Moyer and Texas' Tommy Hunter as only pitchers in Majors to throw minimum in an inning in 2010...was just 8th 3-pitch frame posted by Giants pitcher in franchise history.
- Rookie did not slow down as Giants approached pennant

#### POSTSEASON HIGHLIGHTS

**Had one of most memorable postseasons of any 21-year-old, going 2-0 with 2.18 ERA (5er, 20.2ip) in 4 games (3 starts).**

- Earned 1st career postseason victory in Game 4 of LDS vs. Atlanta on Oct. 11, contest that SF won 3-2 to advance to LCS...tossed 6.0 innings and yielded 2 runs on 6 hits...became youngest Giants pitcher in franchise history to win postseason game at 21 years and 71 days old.
- Was 1st rookie starting pitcher to win clinching game on road in postseason since Dave Righetti (Yankees at A's, Game 3 of ALCS) and Fernando Valenzuela (Dodgers at Expos, Game 5 of NLCS) pitched their teams to World Series in 1981.
- In Game 4 of World Series on Oct. 31, Bumgarner joined teammate Buster Posey as 1st all-rookie starting battery in World Series game since Spec Shea and Yogi Berra started for Yankees in Game 1 of 1947 World Series (*Elias*).
- At 21 years, 91 days old, was 5th-youngest pitcher to start World Series game.
- Became 4th-youngest starter to win World Series game as

## Rare All-Rookie Battery

On Oct. 31, 2010 in Game 4 of the World Series at Texas, **Madison Bumgarner** and **Buster Posey** became the 1st all-rookie starting battery in a World Series game since Spec Shea and Yogi Berra started for the Yankees in Game 1 of the 1947 World Series.

race in Sept., going 2-2 with 1.13 ERA (4er, 32.0ip), which was 3rd-lowest among all NL starting pitchers in Sept./Oct., behind teammate Jonathan Sanchez (1.01 ERA) and Chicago's Carlos Zambrano (1.10).

- Tossed 7.0-scoreless innings with career-high 9 strikeouts in Giants' 13-0 victory at Chicago-NL Sept. 23...marked 3rd time in 2010 that Bumgarner logged at least 7.0 innings while not allowing run...was staked to 10-0 cushion after just 2.0 innings as SF plated 9 runs in 2nd frame, which included 2 hits from Bumgarner...21-year-old became 1st Giants pitcher to collect 2 hits in same inning since Jason Schmidt did so on April 10, 2005 vs. Colorado (b5th)...received 13 runs of support after receiving total of just 12 runs of support in his previous 10 starts.

Giants took 3-1 series lead over Rangers on Oct. 31 with 4-0 shutout victory...logged 8.0 innings and didn't allow an earned run becoming youngest to ever accomplish that feat...Bumgarner's dominance gave Giants their 4th shutout of postseason, tying 1998 Yankees and 1905 New York Giants for most in single postseason in Major League history.

- Only 3 starting pitchers younger than Bumgarner (21 years, 91 days old) have ever won game in World Series history – Bullet Joe Bush (20 years, 316 days) for 1913 Athletics, Jim Palmer (20 years, 356 days) for 1966 Orioles and Fernando Valenzuela (20 years, 356 days) for 1981 Dodgers.
- Only one starting pitcher younger than Bumgarner ever tossed at least 8.0-shutout innings in World Series game – Jim Palmer, who was 100 days younger when he blanked Dodgers in Game 2 of 1966 World Series.

## Youngest Pitcher to Start World Series Game

Player, Team	Age	Game, Opp, Year	Outcome
Bullet Joe Bush, PHI	20.316	Game 3 vs. NYG, 1913	Won
Jim Palmer, BAL	20.356	Game 2 vs. LAD, 1966	Won
Fernando Valenzuela, LAD	20.356	Game 3 vs. NYY, 1981	Won
Johnny Podres, BRK	21.004	Game 5 vs. NYY, 1953	Lost
<b>Madison Bumgarner, SF</b>	<b>21.091</b>	<b>Game 4 vs. TEX, 2010</b>	<b>Won</b>

## 2009

**Made his Major League debut for Giants with Sept. call-up, going 0-0 with 1.80 ERA (2er, 10.0ip) in 4 games (1 start).**

- > Began year at Class A level, however by season's end was Sept. call-up for San Francisco, appearing in 4 games.
- > Made Major League debut Sept. 8 vs. San Diego, taking place of RHP Tim Lincecum, who was scratched from scheduled start due to back spasms.
- > At 20 years and 38 days old became 4th-youngest Giants pitcher to make his Major League debut...only Mike McCormick (17 years and 342 days), Nestor Chavez (19 years and 65 days) and Ron Bryant (19 years and 321 days) were younger (*Sports Features Group*)...in fact, became franchise's youngest pitcher to start game in his Major League debut since Giants moved west in 1958...Mike McCormick started for San Francisco as 19-year-old, however made his ML debut 2 years earlier as member of New York Giants.
- > Was summoned from double-A, where he was originally scheduled to start an Eastern League playoff opener on Sept. 9...learned that he was night's starting pitcher roughly 3 hours prior to game time, and retired his 1st 4 batters faced before giving up home run to Chase Headley in 2nd inning...gave up another solo shot to Kevin Kouzmanoff in 4th frame...marked 1st time in 2009 (minor leagues included) that he had surrendered pair of HRs in single contest...left with 3-2 lead that was quickly erased as Will Venable hit solo HR to center against Brandon Medders...Giants ended up losing contest 4-3.
- > Was moved to bullpen after Lincecum recovered from his back spasms and logged 4.2-scoreless innings with 6 Ks.
- > Prior to joining big league club combined to go 12-1 with 1.85 ERA (27er, 131.1ip) and .211 avg. against (100-for-475) in 25 games (24 starts) with Class-A Advanced San Jose and double-A Connecticut...began year at Class-A Advanced San Jose, going 3-1 with 1.48 ERA (4er, 24.1ip), 23 strikeouts against 4 walks and posting .217 avg. against (20-for-92) in 5 starts...was transferred to double-A Connecticut May 7 and helped Defenders win 1st division title as Giants' affiliate after going 9-1 with 1.93 ERA (23er, 107.0ip) and 69 strikeouts against 30 walks in 20 games (19 starts).
- > Was named to Eastern League All-Star team, but did not appear in game.
- > Hit grand slam July 22 at Binghamton and went 3-for-7 (.429) overall at plate at double-A.
- > Was named Eastern League Pitcher of Week for week ending Aug. 30, pitching 7.0-shutout innings with 2 strikeouts in Defenders' 3-0 victory over Rock Cats Aug. 26.

## 2008

**Posted perhaps best season of any Giants farmhand in 2008, winning South Atlantic League triple crown, going 15-3 with 1.46 ERA and 164 strikeouts for SAL Champion Augusta GreenJackets.**

- > In his 1st professional season, ranked 3rd overall among minor league pitchers in strikeouts and tied for 5th in wins.
- > Named Minor League Baseball's Most Spectacular Pitcher for finishing season with lowest ERA...was also named to SAL in-season and postseason All-Star teams, along with earning SAL Pitcher of Week honors on 5 different occasions...was named MiLB's best starting pitcher for all of Class A leagues.
- > Reeled off 38-consecutive scoreless innings July 28-Aug. 27 (span of 6 starts), marking longest scoreless stretch by hurler in all of minor league baseball.
- > Named San Francisco's Pitcher of Year, joining Pablo Sandoval (Player of Year) as first two recipients to earn inaugural award.
- > Was selected as Giants' top prospect by *Baseball America* entering 2009 season.

## PERSONAL

- > Married (Ali, Feb. 14, 2010).
- > Graduated from South Caldwell (Hudson, NC) High School.
- > Finished prep career by hitting walk-off 2-run inside-the-park home run to win state title...finished 2007 season hitting .424 (42-for-99) with 10 2Bs, 11 HRs and 38 RBI.
- > Had dominating senior season being named Gatorade's North Carolina Player of Year after going 11-2 with 1.05 ERA and 143 strikeouts in 86.0 innings.

## Youngest Giants to Debut Since 1958 (Age in Years and Days)

Player	Age	Position	Date
Ken Henderson	18.312	PR	4/23/1965
Al Stanek	19.123	P	4/26/1963
Jose Cardenal	19.189	PR	4/14/1963
Jack Clark	19.306	PH	9/12/1975
Ron Bryant	19.321	P	9/29/1967
Cap Peterson	20.028	PH	4/15/1969
<b>Madison Bumgarner</b>	<b>20.038</b>	<b>P</b>	<b>9/28/2009</b>

*Chart courtesy of Bill Arnold/Sports Features Group*

MADISON K. BUMGARNER

Year	Club	W-L	ERA	G	GS	CG	SH	SV	IP	H	R	ER	HR	HB	BB	SO	WP	BK
2008	Augusta-A	*15-3	*1.46	24	24	1	1	0	141.2	111	28	23	3	5	21	*164	3	2
2009	San Jose-A	3-1	1.48	5	5	0	0	0	24.1	20	10	4	0	2	4	23	0	0
	Connecticut-AA	9-1	1.93	20	19	1	1	0	107.0	80	28	23	6	3	30	69	4	0
	San Francisco	0-0	1.80	4	1	0	0	0	10.0	8	2	2	2	0	3	10	0	0
2010	Fresno-AAA	7-1	3.16	14	14	1	1	0	82.2	88	32	29	5	2	22	59	1	1
	San Francisco	7-6	3.00	18	18	0	0	0	111.0	119	40	37	11	5	26	86	1	1
Minor Totals		34-6	2.00	63	62	3	3	0	355.2	299	98	79	14	7	77	315	8	3
M.L. Totals		7-6	2.90	22	19	0	0	0	121.0	127	42	39	13	5	29	96	1	1

\*Led League

BUMGARNER'S M.L. BATTING

M.L. Batting	AVG	G	AB	R	H	2B	3B	HR	RBI	SH	SF	HP	BB-I	SO	SB-CS	E	SLG	OBP
--- 2010	.179	20	39	2	7	1	0	0	3	3	0	0	2-0	11	0-0	1	.205	.220
--- Career	.171	24	41	2	7	1	0	0	3	3	0	0	2-0	12	0-0	1	.195	.209

LAST HOME RUN: None

DIVISION SERIES RECORD

Year	Club, Opp	W-L	ERA	G	GS	CG	SH	SV	IP	H	R	ER	HR	HB	BB	SO	WP	BK
2010	SF vs. ATL	1-0	3.00	1	1	0	0	0	6.0	6	2	2	1	0	1	5	0	0

CHAMPIONSHIP SERIES RECORD

Year	Club, Opp	W-L	ERA	G	GS	CG	SH	SV	IP	H	R	ER	HR	HB	BB	SO	WP	BK
2010	SF vs. PHI	0-0	4.05	2	1	0	0	0	6.2	9	3	3	0	1	2	7	0	0

WORLD SERIES RECORD

Year	Club, Opp	W-L	ERA	G	GS	CG	SH	SV	IP	H	R	ER	HR	HB	BB	SO	WP	BK
2010	SF vs. TEX	1-0	0.00	1	1	0	0	0	8.0	3	0	0	0	0	2	6	0	0

CAREER TRANSACTIONS

- Selected by San Francisco in 1st round (10th overall) in 2007 First-Year Player Draft. Signed by Pat Portugal.

CAREER FIELDING

Position	PCT.	G	PO	A	E	TC	DP
Pitcher	.941	22	3	13	1	17	0

CAREER HIGHS

- Low-Hit CG: No Complete Games
- CG Shutout: No Complete Game Shutouts
- Innings Pitched: Starter: 8.0, July 6, 2010 at MIL  
Reliever: 2.0, Oct. 3, 2009 at SD
- Most Strikeouts: 9, Sept. 23, 2010 at CHC
- Winning Streak: 4, July 6-24, 2010
- Losing Streak: 2 (3x), last: Sept. 11-17, 2010
- Scoreless Streak: 16.0 innings, July 1-11, 2010

# Pat Burrell

## OUTFIELDER

**Birthdate:** October 10, 1976  
**2011 Opening Day Age:** 34  
**Birthplace:** Eureka Springs, Arkansas  
**Resides:** Scottsdale, Arizona  
**Bats:** Right      **Throws:** Right  
**Height:** 6-4      **Weight:** 227  
**M.L. Service:** 10 years, 123 days  
**How Obtained:** Signed as free agent, Dec. 5, 2010  
**Contract Status:** Signed through 2011



Burrell

- > Has averaged 26 HRs and 86 RBI per season
- > Has 7th-highest pitches per plate appearance among active players in Majors (4.19)
- > Has hit over 30 HRs 4 times and 20 HRs 9 times in his career
- > Has driven in over 100 runs twice in his career
- > His 285 career HRs are most among players born in Arkansas

### CAREER

**Drafted 1st overall by Philadelphia in 1998 draft, Burrell owns .254 avg. (1,351-for-5,320) with 285 HRs and 955 RBI in 1,548 career big league games with Phillies (2000-08), Rays (2009-10) and Giants (2010).**

- > Has played for World Series winning team in 2 of last 3 seasons (2008 Phillies, 2010 Giants).
- > Has hit over 30 HRs 4 times in his career while reaching 20-plus HR mark 9 times.
- > Has hit 7 HRs in 8th inning or later to turn deficit into lead for his team, tied for 3rd-most for any active Major League player (*Elias*).
- > Beginning with 2005 season, has accumulated 7th-most walks among Major League players with 527.
- > Played 9 seasons in Philadelphia (2000-08) while winning 2008 World Series.
- > Ranks 3rd on Phillies All-Time HR list with 251 clouts, behind Mike Schmidt (548) and Del Ennis (259).
- > Signed with Tampa Bay after 2008 season and became one of only 5 players since 1970 to play against team in World Series one year and then play for that team in its 1st game next season (also: Edgar Renteria: 2004 Cardinals, 2005 Red Sox; Gary Thomasson: 1978 Yankees, 1979 Dodgers; Tommy John: 1978 Dodgers, 1979 Yankees and Don Gullett: 1976 Reds, 1977 Yankees).
- > Played for Rays in 2009 and in only 24 games in 2010 before he was released...signed with Giants to minor league contract May 29, 2010.

### 2010 SEASON

**Began campaign with Tampa Bay, but was signed by San Francisco to minor league contract in May and turned out to be one of key acquisitions made by Giants in their run to World Series title, hitting .266 (77-for-289) with 18 HRs and 51 RBI in 96 contests with SF.**

- > Was in 2nd year of 2-year contract with Tampa Bay and hit .202 (17-for-84) with 2 HRs and 13 RBI in 24 games with Rays.
- > Hit 18 homers in Giants uniform (20 all together in 2010)...5 of his 18 HRs with Giants came in 8th inning or later and 7 of those either tied or gave Giants lead.
- > His 18 HRs were most in one season for Giants player who had played for another team earlier that year...previous franchise "record" was held by Kevin Mitchell, who had 15 HRs for Giants in 1987 after coming over from San Diego in trade July 5.
- > Hit safely in 59 of 96 games with Giants...started 88 games, making 86 starts in LF and 2 as DH...batted .267 (75-for-281) in his starts, while reaching base safely via hit or walk in 76 of 96 games.
- > With Burrell playing left field, Andres Torres in centerfield and Aubrey Huff playing right, Burrell nicknamed Giants' outfield defense as having two water buffaloes (Burrell and Huff at corners) and gazelle (Torres) in center.
- > Hit lefties at .257 clip (18-for-70) with Giants, compared to .213 avg. (19-for-89) overall.
- > Led team with 4.22 pitches per plate appearance and ranked 2nd on team with 47 walks and .364 on-base pct. after joining club in June.
- > Had 2-week stretch from July 31-Aug. 11 where he supplied Giants with several clutch hits and game-winning RBI: July 31 vs. Los Angeles-NL - hit 2-run HR in 8th inning off Chad Billingsley to turn 1-0 deficit into 2-1 lead in Giants victory; Aug. 6 at Atlanta - hit sacrifice fly in 11th inning with bases loaded, giving SF 3-2 win; Aug. 9 vs. Chicago-NL - hit sacrifice fly in 11th inning with bases loaded, supplying SF 4-3 victory; Aug. 11 vs. Chicago-NL - hit solo HR off Justin Berg in 8th inning breaking 4-4 tie in SF's 5-4 win.
- > Connected for 6th career grand slam and his 19th career multi-HR game Aug. 12 vs. Chicago-NL...both clouts came off RHP Randy Wells, with his 1st one coming as

solo shot in 4th inning, which was part of back-to-back clouts with Pablo Sandoval...his slam came on 2-0 pitch in 5th frame and broke 3-3 tie, giving SF 7-3 lead in their eventual 8-7 win.

- Former Phillie was treated to standing ovation as he walked to batter's box in his 1st plate appearance in his return to Philadelphia on Aug. 17, and those cheers quickly turned to boos as he hammered pitch from Roy Oswalt into left-field seats, extending Giants' lead to 2-0 in 1st inning.
- Hit his 3rd career pinch-hit HR on Sept. 4 at Los Angeles-NL, crushing solo blast off RHP Octavio Dotel into left-field pavilion.

### POSTSEASON HIGHLIGHTS

**Although he went just 6-for-42 (.143) in 14 games, he brought valuable playoff experience to young Giants club that went on to win World Series for 1st time in SF-era history.**

- Completed Division Series against Atlanta by going 2-for-10 with HR and 3 RBI...went 2-for-3 with 3-run 1st-inning HR in Game 2...according to *Elias*, only other Giants player to hit HR in 1st inning of postseason game at home was Mel Ott in Game 1 of 1933 World Series against Washington Senators at Polo Grounds.

### 2009

**Hit .221 (91-for-412) with 14 HRs, 64 RBI and 57 walks in his 1st season with Rays and in American League.**

- Became one of only 5 players since 1970 to play against team in World Series one year and then play for that team in its 1st game next season (also: Edgar Renteria: 2004 Cardinals, 2005 Red Sox; Gary Thomasson: 1978 Yankees, 1979 Dodgers; Tommy John: 1978 Dodgers, 1979 Yankees and Don Gullett: 1976 Reds, 1977 Yankees).
- His 16 2Bs, 14 HRs, and 57 walks were lowest of his 10-year Major League career, as his 64 RBI matched his lowest as well (also had 64 in 2003).
- His .221 avg. was lowest among all AL players with at least 450 plate appearances.
- Was primarily Rays' DH, making 112 starts there, while making one start in RF (June 17 at COL), which was his 1st career start in RF...made only one other appearance in outfield (LF) Aug. 9 at Seattle.
- His 122 games played were his fewest in full ML season

### 2008

**Helped lead Philadelphia Phillies to World Series title, batting .250 (134-for-536) with 33 HRs and 86 RBI in 157 games.**

- Finished 3rd in NL and led Phillies with 102 walks.
- Was 7th in NL with club-high 4.18 pitches per plate appearance and tied for 9th in NL with 33 HRs.
- Was tied for 3rd-most game-winning RBI in Majors with 16...only Milwaukee's Prince Fielder (21) and Los Angeles'-NL Manny Ramirez (17) had more...had game-winning RBI Sept. 27 vs. Washington that helped Phillies clinch NL East.
- Tied his career-high in games played (157), while playing every game in LF.
- Of his 33 HRs, 16 were game-tying or go-ahead shots...of those 16, 9 drove in game-winning run as Philadelphia went 22-9 (.710) when he homered.

## Most HRs in 8th Inning or Later That Changes Deficit Into Lead

(active players)

Rank	Player	HRs
1.	Jim Thome	9
2.	Jason Giambi	8
3.	Pat Burrell	7
4.	Jorge Posada	7
5.	Alex Rodriguez	7
6.	Andruw Jones	7

Courtesy of *Elias*

- Struggled in World Series vs. Texas, going hitless in 13 at-bats with 11 strikeouts...struck out in all 4 plate appearances in Game 3, becoming just 2nd Giants player to strikeout at least 4 times in World Series Game, joining John DeVore in Game 2 of 1911 WS against Philadelphia Athletics.

(111 games played in his rookie season in 2000).

- Batted 2nd for 1st time in his career June 14 vs. Washington.
- Hit his 1st HR as Ray in home opener April 13 off NY-AL's Edwar Ramirez.
- Missed 29 games when he was placed on disabled list from May 11-June 11 with neck strain.
- Ended his career-high homerless streak of 104 at-bats (33 games) with clout off Philadelphia's Joe Blanton June 24.
- Slugged his 4th-career walk-off home run July 7 vs. Toronto off Brandon League in 11th inning, giving Rays 3-1 victory.
- Hottest stretch in Rays uniform was July 31-Sept. 2 as he hit .299 (29-for-97) in 27 games with 6 HRs and 18 RBI improving his avg. from season-low .219 mark to .242.

- 21 of his HRs came on road, which was 3rd-most home runs on road among NL players behind teammate Ryan Howard and San Diego's Adrian Gonzalez (both with 22).
- Combined with Ryan Howard (48) and Chase Utley (33) to hit 114 HRs, most by 3 ML teammates in 2008 and more than 2 ML clubs (Minnesota with 111 and San Francisco with 94).
- Became 2nd player in Phillies history to have 8-or-more-consecutive seasons with at least 20-or-more HRs (Mike Schmidt leads with 14, 1974-87).
- Snapped his 122-game errorless streak Aug. 12 at Los Angeles-NL...as previous error came Sept. 22, 2007 at Washington.

## POSTSEASON HIGHLIGHTS

**Won 2008 World Series with Phillies appearing in all 14 of their postseason games in LF while hitting 3 HRs.**

- Went 3-for-4 with 2 HRs and 4 RBI in Game 4 of LDS clincher at Milwaukee (6-2 win)...hit 3-run homer off Jeff Suppan in 3rd inning and solo shot off Guillermo Mota in 8th.
- Homered in Game 1 of LCS, solo shot off Los Angeles-NL's Derek Lowe, snapping 2-2 tie and giving Phillies 3-2 win...hit safely in all 5 games in NLCS.
- Was 0-for-13 against Rays in World Series before delivering 2B off J.P. Howell to lead off 7th inning of Game 5... Eric Bruntlett pinch-ran for him and scored game-winning run in series-clinching 4-3 win.

## 2007

**Finished 2nd in NL in pitches per plate appearance (4.22), 3rd in walks (114), 5th in RBI per at-bats (4.9AB) and 10th in on-base pct. (.400).**

- Set career-high with 114 walks.
- Led all ML players in batting avg. (.366), on-base pct. (.474) and slugging pct. (.693) over 58 day span (July 1-Aug. 27).
- Slugged his 200th career HR, July 17 at Los Angeles-NL and collected his 1,000th career hit Aug. 17 at Pittsburgh.

## POSTSEASON HIGHLIGHTS

**Went 2-for-11 (.182) with solo HR in 3 games during LDS vs. Colorado.**

## 2006

**Led NL in pitches per plate appearance (4.32), had 7th-highest RBI per at-bat ratio (4.9), was 8th in go-ahead RBI (29) and tied for 8th in walks (98).**

- Hit 1st inning grand slam off Roger Clemens Sept. 15 at Houston in 4-3 win.

## 2005

**Had his 2nd career 30 HR, 100 RBI season leading club in both categories...finished tied for 2nd in NL with career-best 117 RBI and 3rd in RBI per at-bat ratio (4.8).**

- Became 1st player in division-play era (37 seasons) to drive in 17 runs over 1st 10 games of season.
- Set career-high with 7-game RBI streak to open season.
- Hit safely in 1st 10 games of season, which was longest streak by Phillie to start campaign since divisional play began in 1969.
- Was twice named NL Player of Week (April 4-10, .415 avg. 17 RBI and May 16-22, .500 avg. 2 HRs, 8 RBI and .950 slugging).
- Had surgery on right foot to remove loose body and bone spur Oct. 22 in Baltimore (performed by Dr. Mike Myerson).

## 2004

**Hit .257 (115-for-448) with 24 HRs and 84 RBI in 127 games for Phillies.**

- Hit his 1st career pinch-hit HR May 2 vs. Arizona off Matt Mantei, which was 2-run, game-tying shot in 9th inning.
- Strained his left wrist during batting practice Aug. 3 at San Diego and was placed on 15-day disabled list, which was 1st trip to DL in his career.

## 2003

**Struggled in his 4th year with Phillies, batting just .209 (109-for-522) in 146 games.**

- Led team in OF assists (7) and finished 2nd with 21 HRs.
- Had more extra-base hits (56) than singles (53).
- Had 2 HR game April 9 at Atlanta off Greg Maddux becoming 6th player to homer off Maddux twice in one game.
- Singled for final hit at Veterans Stadium Sept. 28 vs. Atlanta.

## 2002

**Set career-highs in avg., games, at-bats, hits, 2Bs and HRs...had 37 HRs and 116 RBIs, leading team in both categories and becoming 12th Phillie in team history to reach 30 HRs, 100 RBI in one season.**

- Was most HR and RBI in one season since Hall of Famer Mike Schmidt had 37 HRs and 119 RBI in 1986.
- Ranked 3rd in RBI in NL behind only Houston's Lance Berkman (128) and St. Louis' Albert Pujols (127)...also ranked tied for 5th in extra-base hits (78), 8th in HR per at-bat ratio (15.8) and tied for 8th in total bases (319).
- Hit 2 walk-off HRs: April 7 vs. Florida and April 10 vs. Atlanta, becoming 1st ML player to hit 2 walk-offs in 4-day span since Cleveland's Albert Belle did so in Aug. 2005...Von Hayes was last Phillie with 2 in one season (1989).
- His 22 HRs before All-Star Break were most by Phillie since Schmidt had 31 in 1979.
- Became 1st Phillie to reach 100 RBI by Aug. 31 since Greg Luzinski (111) in 1977.
- Was member of MLB All-Star team that toured Japan in November.

## 2001

**Spent his 1st full season in Majors and batted .258 (139-for-539) with 27 HRs and 89 RBI.**

- Led NL outfielders and tied for ML lead with 18 assists with Toronto's Raul Mondesi.
- Had career-high 14-game hit streak May 19-June 2, hitting .431 (22-for-51).
- Hit game-winning HR May 28 at New York-NL off Armando Benitez.
- 18 of his 27 HRs came in 2nd half.

## 2000

**Began season with triple-A Scranton/Wilkes Barre and reached Majors in his 3rd professional season.**

- Was recalled by Phillies May 24 and made his ML debut that night in Houston, starting at 1st base.
- Collected his 1st ML hit and RBI with 6th inning single off Octavio Dotel.
- Hit his 1st ML HR May 25 vs. Houston's Scott Elarton.
- Started 106 of Phillies final 199 games after his recall (58 starts at 1st base and 48 in OF).
- Despite only playing 111 games, led NL rookies in HRs (18), extra-base hits (46), RBI (79), 2Bs, (27) and finished 2nd in walks (62) and total bases (189).
- Would have led NL rookies in SLG, ranked 2nd in OBP and 3rd in batting avg., but was 78 ABS short of qualifying.
- Hit .727 (8-for-11) with 20 RBI with bases loaded and was only rookie with 2 grand slams.
- Finished 4th in NL Rookie of Year balloting and was named 2nd-best prospect in International League by *Baseball America*.
- Saw most action at LF (30 games) but was switched to 1st base (10 games) in his final week in triple-A before Rico Brogna was injured and he was called up to Major League team.

## 1999

**Won Paul Owens Award as Phillies top minor league player...was team MVP at double-A Reading, finishing 2nd in Eastern League in slugging (.631) and 3rd in avg. (.333), HRs (28), on-base pct. (.438) and extra-base hits (62).**

- Finished with 2nd-highest batting avg. in Reading history.
- His 28 HRs tied for 4th-most in Reading history...joined Greg Luzinski as only Reading players up to that point to hit at least 25 HRs while batting over .320.
- Was selected to EL postseason All-Star team and was named EL Rookie of Year.
- Began season at 1st base, but at midseason began making transition to OF.
- Played in MLB All-Star Futures game at Fenway Park and in double-A All-Star game.
- Named co-winner of Eugene L. Shirk Award for Community Service.
- Promoted to triple-A Scranton Aug. 29 and hit .522 with 3 HRs and 9 RBI for Scranton in postseason.
- Combined to lead all Phillies minor leaguers in avg. (.320), total bases (271), HR (29) and was 3rd in RBI (94).

## 1998

**Was selected by Phillies 1st overall in 1998 First-Year Player Draft.**

- Signed July 24 and made his professional debut with Class A Clearwater July 31.
- Appeared in 22 games at 1st base and 14 at DH.
- Was named Phillies No. 1 prospect by *Baseball America*.

## PERSONAL

- Single.
- Attended University of Miami.
- His career .442 avg. ranked 7th on NCAA's All-Time list.
- In 3 years at Univ. of Miami, hit 61 HRs, 187 RBI and had 170 walks in 162 games...his career .888 slugging pct. ranked 2nd All-Time in NCAA behind Pete Incaviglia's (Oklahoma State) .915 mark.
- Appeared in College World Series in all 3 years and was teammate with current Giants player Aubrey Huff.
- Won Golden Spikes Award as nation's top amateur player in 1988 as Junior.
- Was named 1st-Team All American by *Collegiate Baseball*, *Baseball America* and *Sporting News* in 1997 as Sophomore.
- Was *Baseball America's* Summer Player of Year 1997 as well.
- Was named to 1st-Team All-American by *Collegiate Baseball* and *Baseball America* as Freshman in 1996.
- Was named as Most Outstanding Player in College World Series and was only 3rd player to win award on team that did not win series (Dave Winfield in 1973 and Phil Nevin in 1992).
- Graduated from San Jose's Bellarmine Prep...hit .369 with 11 HRs his senior season and was named California Coaches Association Player of Year.
- Wears No. 5 in honor of his favorite player George Brett.



Pat Burrell

## PATRICK BRIAN BURRELL

Year	Club	AVG	G	AB	R	H	2B	3B	HR	RBI	SH	SF	HP	BB-I	SO	SB-CS	E	SLG	OBP
1988	Clearwater-A	.303	37	132	29	40	7	1	7	30	0	2	0	27-2	22	2-0	1	.530	.416
1999	Reading-AA	.333	117	417	84	139	28	6	28	90	0	2	0	79-3	103	3-3	12	.631	.438
	Scranton-AAA	.152	10	33	4	5	0	0	1	4	0	0	1	4-0	8	0-1	0	.242	.263
2000	Scranton-AAA	.294	40	143	31	42	15	1	4	25	0	1	0	32-0	36	1-1	2	.497	.420
	Philadelphia	.260	111	408	57	106	27	1	18	79	0	2	1	63-1	139	0-0	8	.463	.359
2001	Philadelphia	.258	155	539	70	139	29	2	27	89	0	4	5	70-7	162	2-1	7	.469	.346
2002	Philadelphia	.282	157	586	96	165	39	2	37	116	0	6	3	89-9	153	1-0	6	.544	.376
2003	Philadelphia	.209	146	522	57	109	31	4	21	64	0	1	4	72-2	142	0-0	6	.404	.309
2004	Reading-AA	.200	4	15	2	3	0	0	2	4	0	0	0	3-0	7	0-0	1	.600	.333
2004	Philadelphia	.257	127	448	66	115	17	0	24	84	0	6	2	78-7	130	2-0	4	.455	.365
2005	Philadelphia	.281	154	562	78	158	27	1	32	117	0	5	3	99-6	160	0-0	7	.504	.389
2006	Philadelphia	.258	144	462	80	119	24	1	29	95	0	4	3	98-5	131	0-0	3	.502	.388
2007	Philadelphia	.256	155	472	77	121	26	0	30	97	0	8	4	114-1	120	0-0	10	.502	.400
2008	Philadelphia	.250	157	536	74	134	33	3	33	86	0	6	1	102-8	136	0-0	2	.507	.367
2009	Tampa Bay	.221	122	412	45	91	16	1	14	64	0	5	3	57-2	119	2-0	0	.367	.315
	Montgomery-AA	.111	2	9	1	1	0	0	0	0	0	0	0	1-0	4	0-0	0	.111	.200
	Charlotte-A	.000	1	4	0	0	0	0	0	0	0	0	0	0-0	2	0-0	0	.000	.000
2010	Tampa Bay	.202	24	84	9	17	5	0	2	13	0	1	1	10-0	28	0-0	0	.333	.292
	Fresno-AAA	.313	5	16	4	5	1	0	1	6	0	2	1	3-0	4	0-0	0	.563	.409
	San Francisco	.266	96	289	41	77	16	0	18	51	0	5	0	47-4	77	0-2	2	.509	.364
Minor Totals		.306	216	769	155	235	51	8	43	159	0	7	2	149-5	186	6-5	16	.560	.416
A.L. Totals		.218	146	496	54	108	21	1	16	77	0	6	3	67-2	147	2-0	0	.361	.311
N.L. Totals		.258	1402	4824	696	1243	269	14	269	878	0	47	26	832-51	1350	5-3	55	.487	.367
M.L. Totals		.254	1548	5320	750	1351	290	15	285	955	0	53	29	899-53	1497	7-3	55	.475	.362

## DIVISION SERIES RECORD

Year	Club, Opp	AVG	G	AB	R	H	2B	3B	HR	RBI	SH	SF	HP	BB-I	SO	SB-CS	E	SLG	OBP
2007	PHI vs. COL	.182	3	11	1	2	0	0	1	1	0	0	0	2-0	3	0-0	0	.455	.308
2008	PHI vs. MIL	.250	4	12	2	3	0	0	2	4	0	0	0	2-0	1	0-0	0	.750	.357
2010	SF vs. ATL	.200	4	10	1	2	1	0	1	3	0	0	0	2-0	4	0-0	1	.600	.333
LDS Totals		.212	11	33	4	7	1	0	4	8	0	0	0	6-0	8	0-0	1	.606	.333

## CHAMPIONSHIP SERIES RECORD

Year	Club, Opp	AVG	G	AB	R	H	2B	3B	HR	RBI	SH	SF	HP	BB-I	SO	SB-CS	E	SLG	OBP
2008	PHI vs. LAD	.333	5	18	1	6	0	0	1	3	0	0	0	1-0	7	0-0	0	.500	.368
2010	SF vs. PHI	.211	6	19	3	4	2	0	0	1	0	0	0	3-0	7	0-0	0	.316	.318
LCS Totals		.270	11	37	4	10	2	0	1	4	0	0	0	4-0	14	0-0	0	.405	.341

## WORLD SERIES RECORD

Year	Club, Opp	AVG	G	AB	R	H	2B	3B	HR	RBI	SH	SF	HP	BB-I	SO	SB-CS	E	SLG	OBP
2008	PHI vs. TB	.071	5	14	0	1	1	0	0	1	0	0	0	5-0	5	0-0	0	.143	.316
2010	SF vs. TEX	.000	4	13	1	0	0	0	0	0	0	0	0	2-0	11	0-0	0	.000	.133
WS Totals		.037	9	27	1	1	1	0	0	1	0	0	0	7-0	16	0-0	0	.074	.235

## CAREER TRANSACTIONS

- Selected by Philadelphia in 1st round of 1998 First-Year Player Draft. Signed by Miguel Machado.
- Placed on 15-day DL with left wrist surgery, Aug. 5-Sept. 3, 2004.
- Signed as Free Agent with Tampa Bay, Jan. 8, 2009.
- Placed on 15-day DL with neck strain, May 17- June 12, 2009.
- Released by Tampa Bay, May 15, 2010.
- Signed by San Francisco to minor league contract, May 29, 2010.
- Signed by San Francisco as free agent, Dec. 5, 2010.

## CAREER FIELDING

Position	PCT.	G	PO	A	E	TC	DP
1st Base	.988	58	460	22	6	488	37
Outfield	.977	1274	1965	90	49	2104	10

## CAREER HIGHS

- **Hits:** 4 (7x), last: July 15, 2006 at SF (w/PHI)
- **Runs:** 4, Sept. 29, 2006 at FLA (w/PHI)
- **Doubles:** 2 (15x), last: Aug. 9, 2010 vs. CHC (w/SF)
- **Triples:** 1 (15x), last: July 31, 2009 vs. KC (w/TB)
- **Home Runs:** 2 (19x), last: Aug. 12, 2010 vs. CHC (w/SF)
- **RBI:** 5 (11x), last: Aug. 12, 2010 vs. CHC (w/SF)
- **Walks:** 4 (2x), last: May 6, 2007 at SF (w/PHI)
- **Stolen Bases:** 1 (7x), last: June 17, 2009 at COL (w/TB)
- **Longest Hitting Streak:** 14 games (2x), last: July 22-Aug. 5, 2007

## CAREER HOME RUN CHART

## ■ Multi-HR Games (19)

June 21, 2000 at NYM  
 Aug. 8, 2000 vs. SD  
 Aug. 9, 2002 at LAD  
 April 9, 2003 vs. ATL  
 May 20, 2003 at NYM  
 Aug. 9, 2003 at SF  
 Aug. 22, 2003 at STL  
 May 18, 2004 vs. LAD  
 July 30, 2004 at CHC  
 June 9, 2005 vs. TEX  
 July 14, 2005 vs. FLA  
 Aug. 28, 2005 at AZ  
 June 15, 2006 vs. NYM  
 Sept. 29, 2006 at FLA  
 May 11, 2007 vs. CHC  
 Aug. 30, 2007 vs. NYM  
 April 7, 2008 at CIN  
 July 19, 2008 at FLA  
 Aug. 12, 2010 vs. CHC

## ■ 3-HR Games (0)

## ■ Grand Slams (6)

June 21, 2000 at NYM (off Armando Benitez) (w/PHI)  
 Aug. 8, 2000 vs. SD (off Kevin Walker) (w/PHI)  
 Aug. 10, 2001 vs. LAD (off Matt Herges) (w/PHI)  
 Aug. 9, 2002 at LAD (off Paul Shuey) (w/PHI)  
 Sept. 15, 2006 at HOU (off Roger Clemens) (w/PHI)  
 Aug. 12, 2010 vs. CHC (off Randy Wells) (w/SF)

## ■ Pinch-Hit (3)

May 2, 2004 vs. AZ (off Matt Mantei) (w/PHI)  
 May 22, 2008 at HOU (off Wesley Wright) (w/PHI)  
 Sept. 4, 2010 at LAD (off Octavio Dotel) (w/SF)

## ■ Inside-the-Park (0)

## ■ Game Ending (4)

April 7, 2002 vs. FLA (off Braden Looper) (w/PHI)  
 April 10, 2002 vs. ATL (off Kerry Ligtenberg) (w/PHI)  
 May 2, 2008 vs. SF (off Brian Wilson) (w/PHI)  
 July 7, 2009 vs. TOR (off Brandon League) (w/TB)

## ■ Leadoff (0)



Pat Burrell

# Emmanuel Burriss

Burriss

**Birthdate:** January 17, 1985  
**2011 Opening Day Age:** 26  
**Birthplace:** Washington, D.C.  
**Resides:** Scottsdale, Arizona  
**Bats:** Switch **Throws:** Right  
**Height:** 6-0 **Weight:** 175  
**M.L. Service:** 2 years, 41 days  
**How Obtained:** Giants' sandwich pick (33rd overall) in 2006 First-Year Player Draft  
**Contract Status:** Signed through 2011



- > 1st product of D.C. public schools to reach Majors since catcher Willie Royster in 1981

## CAREER

**26-year-old infielder has appeared with Giants at big league level in each of last 3 seasons, batting .264 (118-for-447) with 12 2Bs and 31 RBI in 163 games.**

- > Became SF's youngest Opening Day starting 2nd baseman at 24 years and 80 days old in 2009, since Robby Thompson (23 years, 333 days in 1986).
- > Made his Major League debut for San Francisco in 2008, becoming 1st product of D.C. public schools to reach Majors since catcher Willie Royster logged 4 games with Orioles in 1981.
- > Burriss batted .283 (37-for-240) in his ML season debut, 3rd-highest clip among NL rookies.
- > In his 4 minor league campaigns, owns .284 avg. (253-for-891) with 111 stolen bases in 221 games.
- > Was SF's sandwich pick (33rd overall) in 2006 First-Year Player Draft.

## 2010 SEASON

**Began season on disabled list with left foot fracture and batted .289 (57-for-197) with 8 2Bs, 3B, 15 RBI and 7 stolen bases between Class A Advanced San Jose and triple-A Fresno.**

- > Was recalled from triple-A Fresno August 9.
- > Saw limited action in ML as he only appeared in 5 games, all at 2B.
- > While at minor league level had back-to-back 3-hit games twice in 9 days, July 17-18 and 24-25 for triple-A Fresno.
- > Went 2-for-3 with stolen base and drove in game-winning run in 10th July 28 vs. Tacoma.
- > Collected 4 hits, including 2 in Grizzlies' 6-run 4th, as part of 4-for-5 night July 5 vs. Colorado Springs.

## Giants Gems

- > Grew up as Giants fan in Washington, D.C. His father, Allen, instilled his love of both baseball and the Giants in his son. They would watch video tapes of Giants highlights together, and his dad would tell him stories about **Willie Mays and Willie McCovey**.
- > When Emmanuel was learning how to run the basepaths, his dad would tell him to "run like **Willie Mays**." He and his father would wake up before sunrise and go to a hill at Cardozo High, which Emmanuel would ascend while wearing ankle-weights, or with a rope tied to his waist and a tire at the other end.
- > When he began to play organized ball, his dad placed him at catcher so he wouldn't be scared of the ball. Within a few years, he migrated to shortstop, even though he wanted to play second base because **his idol was Roberto Alomar**, the Orioles' second baseman at the time.
- > **Taught himself to switch-hit in college**, figuring that would get him an extra step closer to first base when hitting from the left side.
- > Is **first player from Washington, D.C. to reach the Majors** since catcher Willie Royster played 4 games with Baltimore in 1981. The district is considered more of a basketball city, because its high density and limited land space make it more feasible to maintain basketball courts than baseball fields.
- > Is fluent in English and Spanish and has studied Russian.

## 2009

**Giants' Opening Day 2nd baseman spent 1st 2 and half months with big league club before being optioned to triple-A where he spent nearly 2 weeks before suffering season-ending injury with broken left toe...batted .238 (48-for-202) with 18 runs, 6 2Bs and 13 RBI in 61 games for San Francisco.**

- Started season opener April 7 vs. Milwaukee, becoming youngest Opening Day starting 2nd baseman (24 years, 80 days) since Robby Thompson (23 years, 333 days) in 1986 (*Sports Features Group*).
- Hit left-handed pitchers at .333 clip (16-for-48) and right-handers at .208 (32-for-154).
- Proved to be better hitter away from Shores of McCovey Cove, hitting .289 (28-for-97), compared to .190 (20-for-105) at home.
- 43 of his 48 hits (89.5%) were singles.
- Went 11-for-15 (73.3%) in stolen base attempts for 2nd-most steals on club, behind Randy Winn (16).
- Batted just .182 (12-for-66) with one extra-base hit (2B) and 4 RBI in month of April, but rebounded with strong month of May, batting team-high .330 (33-for-100) with 4 2Bs and 7 RBI.
- Collected career-high 4 hits May 10 vs. Los Angeles-NL, finishing 4-for-7 with RBI.
- Recorded 10 multi-hit games in 18-game stretch April 26-May 14, going 24-for-67 (.358).
- Was nominee for NL Player of Week honors May 4-10 after hitting .481 (13-for-27) with 3 stolen bases, however lost to Milwaukee's Ryan Braun (.458, 12 RBI).
- Went hitless in 27 at-bats over his final 10 games with club from June 4-15 before being optioned to triple-A Fresno June 16.
- Hit .268 (19-for-71) with 9 runs, 2 2Bs, 3B, HR and 7 RBI in 17 games for Grizzlies.
- Fractured his fifth metatarsal in his left foot rounding 2nd base on Kevin Frandsen single on July 5 and missed remainder of season...Dr. Larry Oloff, Giants' foot specialist, performed surgery in San Francisco July 10.

## 2008

**Played in 95 games, making 66 starts overall with Giants (32 at 2nd Base, 34 at SS)...batted .283 (68-for-240) with 37 runs, 6 2Bs, 3B, HR, 18 RBI and 13 steals...led team in both infield hits (24, 12th-most in NL) and bunt hits (7, 10th-most in NL).**

- After beginning season at triple-A, had his contract purchased April 20, and made ML debut that day in St. Louis as defensive replacement at shortstop.
- Recorded 1st career hit April 22 at Arizona with single off RHP Tony Pena.
- Had memorable return to Washington, D.C. June 6-9, as he became 1st product of D.C. public schools to reach Majors since C Willie Royster logged 4 games with Orioles in 1981.
- Hit 1st career HR Aug. 31 off Cincinnati's Bronson Arroyo...was only HR hit by Giants shortstop in 2008.
- Had to leave Sept. 8 game vs. Arizona prior to 6th inning due to left oblique strain...suffered injury during at-bat in which he grounded into double-play in 5th frame...missed little more than 2 weeks and pinch-ran 4 times upon his return...prior to injury, had started 32 of previous 35 contests, batting .306 (33-for-108).
- Pinch-ran for Bengie Molina Sept. 26 vs. Los Angeles-NL after umpires first credited Giants' catcher with single to right field...instant replay later showed that Molina's ball went out of park and he was credited with home run, but Burris received run scored.
- Batted .258 (16-for-62) in 14 games with triple-A Fresno.
- Following season played for Scottsdale Scorpions in Arizona Fall League, batting .318 (27-for-85) with 17 runs, 2 2Bs, HR, 10 RBI and going 7-for-9 in stolen base attempts in 24 contests.

## 2007

**Split 1st full season between SF's two class A club's, San Jose and Augusta...swiped 68 bases to pace Giants organization, while combining to hit .278 (140-for-504) with 87 runs, 16 2Bs, 4 3Bs and 46 RBI.**

- Opened year in California League with San Jose, but scuffled to .165 mark (23-for-139) with 2 2Bs and 8 RBI over 36 games.
- Turned season around at Augusta, earning South Atlantic League postseason All-Star honors...finished 5th in loop with .321 avg. and 3rd with 51 stolen bases.
- Earned Augusta's Player of Month honors for August.
- Played for Scottsdale in Arizona Fall League and hit .365 (19-for-52) with 9 runs, 2B, 3B, 6 RBI and 8 SBs in 17 games.

## 2006

**Opened professional career at short-season Salem-Keizer and was named to Northwest League postseason All-Star team.**

- Despite playing in short-season league, still ranked 5th in SF chain with 34 stolen bases.
- Ranked among Northwest League leaders in avg. (4th - .307), stolen bases (1st - 34), hits (4th - 78) and runs (T3rd - 50).

## A GIANT IN THE COMMUNITY

- > Participated in GREAT home plate ceremony and visited San Francisco's Main Library as part of Oracle Read to Win summer reading program in 2008.
- > Taped PSA for California Academy of Sciences in 2009.

## PERSONAL

- > Son (Jamari, June 28, 2004).
- > Graduated from Woodrow Wilson (Washington, DC) High School.
- > Attended Kent State (OH) University...was named 2006 Mid-American Conference Player of Year after batting .360 (86-for-239) with 10 2Bs, 3 3Bs and 4 HRs in 56 games... led nation with 42 stolen bases (in 44 attempts).
- > Paced 2005 Cape Cod League with 52 hits and 37 thefts in 44 games.

## EMMANUEL ALLEN BURRISS

Year	Club	AVG	G	AB	R	H	2B	3B	HR	RBI	SH	SF	HP	BB-I	SO	SB-CS	E	SLG	OBP
2006	Salem-Keizer-A	.307	65	254	50	78	8	2	1	27	4	2	6	27-1	22	*35-11	15	.366	.384
2007	San Jose-A	.165	36	139	23	23	2	0	0	8	4	3	2	12-0	20	17-3	9	.180	.237
	Augusta-A	.321	89	365	64	117	14	4	0	38	4	3	5	28-0	49	51-15	21	.381	.374
2008	Fresno-AAA	.258	14	62	6	16	1	1	0	6	0	0	0	2-0	6	2-2	2	.306	.281
	<b>San Francisco</b>	<b>.283</b>	<b>95</b>	<b>240</b>	<b>37</b>	<b>68</b>	<b>6</b>	<b>1</b>	<b>1</b>	<b>18</b>	<b>5</b>	<b>1</b>	<b>5</b>	<b>23-1</b>	<b>24</b>	<b>13-5</b>	<b>9</b>	<b>.329</b>	<b>.357</b>
2009	<b>San Francisco</b>	<b>.238</b>	<b>61</b>	<b>202</b>	<b>18</b>	<b>48</b>	<b>6</b>	<b>0</b>	<b>0</b>	<b>13</b>	<b>1</b>	<b>1</b>	<b>2</b>	<b>14-1</b>	<b>34</b>	<b>11-4</b>	<b>7</b>	<b>.267</b>	<b>.292</b>
	Fresno-AAA	.268	17	71	9	19	2	1	1	7	0	1	2	3-0	4	6-2	3	.366	.312
2010	San Jose-A	.214	5	14	2	3	0	0	0	1	1	0	2	0-0	3	1-1	1	.214	.313
	Fresno-AAA	.282	67	273	32	77	11	2	0	22	9	1	3	19-0	29	11-5	13	.337	.334
	<b>San Francisco</b>	<b>.400</b>	<b>7</b>	<b>5</b>	<b>3</b>	<b>2</b>	<b>0</b>	<b>0</b>	<b>0</b>	<b>0</b>	<b>0</b>	<b>0</b>	<b>0</b>	<b>0-0</b>	<b>1</b>	<b>0-0</b>	<b>0</b>	<b>.400</b>	<b>.400</b>
<b>Minor Totals</b>		<b>.283</b>	<b>293</b>	<b>1178</b>	<b>186</b>	<b>333</b>	<b>38</b>	<b>10</b>	<b>2</b>	<b>109</b>	<b>22</b>	<b>10</b>	<b>20</b>	<b>91-1</b>	<b>133</b>	<b>123-39</b>	<b>64</b>	<b>.337</b>	<b>.342</b>
<b>M.L.Totals</b>		<b>.264</b>	<b>163</b>	<b>447</b>	<b>58</b>	<b>118</b>	<b>12</b>	<b>1</b>	<b>1</b>	<b>31</b>	<b>6</b>	<b>2</b>	<b>7</b>	<b>37-2</b>	<b>59</b>	<b>24-9</b>	<b>16</b>	<b>.302</b>	<b>.329</b>

\*Led League

## CAREER TRANSACTIONS

- Selected by San Francisco in Sandwich Round (33rd pick overall) in 2006 First-Year Player Draft. Signed by Sean O'Connor.
- Placed on 60-day Disabled List with broken left toe, Sept. 1-Nov. 10, 2009.

## CAREER FIELDING

Position	PCT.	G	PO	A	E	TC	DP
2nd Base	.973	107	184	212	11	407	47
Shortstop	.966	47	50	93	5	148	11
Outfield	---	1	0	0	0	0	0

## CAREER HIGHS

- Hits: 4, May 10, 2009 at LAD
- Runs: 2 (5x), last: Aug. 10, 2010 vs. CHC
- Doubles: 2, June 15, 2008 vs. OAK
- Triples: 1, May 9, 2008 vs. PHI
- Home Runs: 1, Aug. 31, 2008 at CIN
- RBI: 2 (3x), last: Sept. 2, 2008 at COL
- Walks: 2 (7x), April 22, 2009 vs. SD
- Stolen Bases: 1 (24x), last: May 24, 2009 at SEA
- Longest Hitting Streak: 6 games (5x), last: May 23-29, 2009

## CAREER HOME RUN CHART

- Multi-HR Games (0)
- 3-HR Games (0)
- Grand Slams (0)
- Pinch-Hit (0)
- Inside-the-Park (0)
- Game Ending (0)
- Leadoff (0)
- Leadoff (0)

# Matt Cain

## RIGHT-HANDED PITCHER

**Birthdate:** October 1, 1984  
**2011 Opening Day Age:** 26  
**Birthplace:** Dothan, Alabama  
**Resides:** Mesa, Arizona  
**Bats:** Right **Throws:** Right  
**Height:** 6-3 **Weight:** 230  
**M.L. Service:** 5 years, 38 days  
**How Obtained:** Giants' 1st round selection (25th pick overall) in 2002 First-Year Player Draft  
**Contract Status:** Signed through 2012



- > 2009 NL All-Star
- > Won 2009 "Willie Mac Award" honor
- > Finished 12th in 2010 NL Cy Young voting
- > Became 6th pitcher all-time with 3 starts in postseason in which he didn't allow earned run
- > Has tossed 21.1-innings without allowing an earned run to start his postseason career, which is 6th-longest streak in Major League history and 2nd-longest in Giants history
- > In his 6 years in Giants uniform has never missed start due to injury and has been skipped in rotation just once
- > 1 of 8 Giants rookies to lead team in wins since 1900 (13 in 2006)
- > 8th youngest Giants pitcher to make debut since 1950 (20 years, 332 days)
- > 4th youngest Giants pitcher to earn victory since 1950 (20 years, 319 days)
- > Youngest pitcher in SF annals to throw complete game (20 years, 343 days)
- > Youngest pitcher in SF history to toss 9.0-inning 1-hitter (21 years, 232 days)
- > Finished 4th in 2006 Rookie of Year balloting
- > Giants' 2004 and 2005 *USA Today* Organizational Player of Year
- > Has crested 30-start barrier in each of his 5 full seasons
- > Has posted 4-consecutive 200-inning campaigns in each of his last 4 seasons (2007-10)
- > Since 2006, has logged 8th-most innings in Majors (1,049.1ip)
- > Has taken no-hitter into 7th inning 5 times during his career

### CAREER

**2009 All-Star and San Francisco's longest tenured Giant has established himself as one of best young pitchers in game, posting 57-62 record with 3.45 ERA (420er, 1,095.2ip) in 171 games (170 starts) in 6 seasons as big leaguer.**

- > Workhorse has crested 30-start barrier in each of his 1st 5 full seasons becoming 1st Giant to accomplish that since Kirk Rueter had 30+ starts in 5-straight from 1997-2001.
- > Has reached 200.0-inning plateau for 4-consecutive seasons, joining Jack Sanford (5-straight, 1959-63), Juan Marichal (10-straight, 1962-71), Gaylord Perry (6-straight, 1966-71) and Jim Barr (5-straight, 1973-77) as only pitchers in SF-era history to log at least 4-or-more consecutive seasons of 200+ innings.
- > In his 6 years in Giants uniform has never missed start due to injury and has been skipped in rotation just once (May, 2006).
- > During 2010 playoffs, became 6th pitcher all-time with 3 starts in postseason in which he didn't allow earned run.
- > Has tossed 21.1-innings without allowing an earned run to start his postseason career, which is 6th-longest streak in Major League history and 2nd-longest in Giants history, trailing only Christy Mathewson...Cain and Mathewson are only Giants pitchers with 3 starts in same postseason in which they allowed no earned runs.
- > Has taken no-hitter to 7th inning 5 times during his career: June 19, 2006 vs. LAA (7.2ip); Sept. 8, 2006 vs. SD (6.1ip); April 9, 2007 at SD (6.0ip); April 12, 2008 vs. STL (6.0ip); and Sept. 26, 2010 at Colorado (7.1ip).
- > His 8 complete games since 2009 are tied for 4th-most in Majors, behind Roy Halladay (18), Cliff Lee (13) and Zack Greinke (9).
- > Has had 13 games in his career in which he's pitched at least 8.0 innings while allowing 3 hits-or-fewer...that's 4th-most in career by Giants pitcher in live ball era.
- > Beginning with his debut in 2005, has received lowest run support average in Majors (3.91).
- > Finished in tie for 4th in BBWAA NL Rookie of Year balloting in 2006.
- > With 13 victories in 2006, became just 8th Giants rookie to lead team in wins (since 1900), joining Christy Mathewson

(1901), Bill Voiselle (1944), Larry Jansen (1947), Ruben Gomez (1953), John Montefusco (1975), Bill Laskey (1982) and John Burkett (1990).

- Is youngest San Francisco Giant to toss both complete game (20.343 on Sept. 9, 2005 vs. Cubs) and also 9.0 inning 1-hitter (21.232 on May 21, 2006 at Oakland).
- Is 8th youngest Giants hurler to make ML debut since 1950 (4th youngest to start), at 20 years, 332 days Aug. 29, 2005 and 4th youngest SF pitcher (20 years, 319 days) to earn victory Sept. 4, 2005 (*Sports Features Group*).
- Was Giants' 1st round pick (25th selection overall) in 2002 First-Year Player Draft.

## 2010 SEASON

**Enjoyed another outstanding campaign, going 13-11 with 3.14 ERA (78er, 223.1ip), 4 complete games and 177 strikeouts against 61 walks in 33 starts.**

- Was one of most consistent Giants starters, with 25 of his 33 starts (75.7%) being quality outings, tied with Chris Carpenter, Roy Halladay, Tim Hudson and Adam Wainwright for most by any pitcher in National League... his 25 quality starts were career-high.
- Finished 5th in NL with career-high 223.1 innings pitched, reaching 200.0-inning plateau for 4th-consecutive season...joined Jack Sanford (5-straight, 1959-63), Juan Marichal (10-straight, 1962-71), Gaylord Perry (6-straight, 1966-71) and Jim Barr (5-straight, 1973-77) as only pitchers in SF-era history to log at least 4-or-more consecutive seasons of 200+ innings.
- Cain's 4 complete games were tied for 3rd-most in NL...threw 3 complete games in 4-start span from May 22-June 8, allowing just 2 runs (1er) in 34.0 innings (0.26 ERA).
- Issued career-low 61 walks, fewest by Giants starting pitcher since Noah Lowry allowed 56 in 2006 (min. of 150.0ip)...walked one batter-or-fewer in each of his final 10 games (9 total)...posted his best BB/9.0ip ratio (2.46) of his career.
- Held opponents to .221 avg. against (181-for-818), 6th-lowest figure among NL pitchers, behind teammate Jonathan Sanchez (.205), Philadelphia's Roy Oswalt (.211),

**Matt Cain did not allow an earned run in the 2010 playoffs over 21.1 innings...in the last 20 post seasons only Kenny Rogers has more consecutive innings without an earned run than Cain.**

Rank	Player	Year	Innings
1.	Kenny Rogers	2006	23.0
2.	<b>Matt Cain</b>	<b>2010</b>	<b>21.1</b>
3t.	Mike Hampton	2000	18.1
	Cliff Lee	2009	18.1
5t.	Randy Johnson	2001	17.0
	Roger Clemens	2000	17.0
	Pedro Martinez	1999	17.0

Colorado's Ubaldo Jimenez (.213), San Diego's Mat Latos (.213) and Los Angeles-NL's Clayton Kershaw (.214).

- Received an average of 4.03 runs of support, 3rd-most among Giants starters (Lincecum, 4.87; Sanchez, 4.68)...was perfect 11-0 with 2.35 ERA (35er, 134.0ip) when receiving at least 3 runs of support in game.
- Did not receive decision in his 1st 4 starts of season and went 2-4 with 2.88 ERA (19er, 59.1ip) over his 1st 9 starting assignments before tossing at least 7.0 innings while allowing no more than one run in 5-straight starts from May 22-June 13...that stretch matched longest single-season streak of its kind for San Francisco pitcher...Vida Blue did it in 5-straight starts in 1978, as did Cain in 2006 (*Elias*).
- Tossed his 9th career complete game May 22 at Oakland (his 3rd against A's), however was charged with loss after allowing 1 unearned run in SF's 1-0 defeat...marked 2nd-straight time that Cain had gone distance and earned losing decision (also Aug. 3, 2009 at Houston)...was also 11th game in SF-era history that starting pitcher tossed complete-game and did not allow an earned run, but wound up with losing decision.

## Giants Gems

- **Grew up on 50-acre farm** riding horses, driving pickups and dove hunting with his bird dog.
- As a kid growing up in Alabama and Tennessee, never lived in town with more than 3,000 people.
- Liked baseball, but never followed it on TV – preferring instead to spend his days outdoors mountain biking with his older brother.
- At the age of 5 in T-ball, while the other kids were chasing butterflies and tossing clods of dirt at each other, Matt **pulled off three unassisted triple plays** during the seven-game season.
- Enjoys fishing, skeet shooting and anything outdoors. Is also **great golfer**, oftentimes winning the long-ball contest.
- **Childhood hero – granddad** on his mother's side.
- His high school baseball coach **nicknamed** him "**Big Daddy Cain**." During his senior year, the coach received so many calls from scouts that his cell phone bill one month was \$1,600.
- Says the **toughest out in the National League** is Rockies first baseman **Todd Helton**.
- His favorite baseball player growing up was Frank Thomas.
- He and his wife Chelsea bought a house in Noe Valley in San Francisco in 2009. They also own a house outside Memphis across the street from his high school.

- Threw 3rd career shutout May 28 vs. Arizona in SF's 5-0 win at AT&T Park...Cain is nothing new to 1-hitters, as he actually threw one May 21, 2006 against Athletics in his 2nd season as big leaguer...according to *Elias* only other Giant to have 2 one-hit shutouts in last 30 years is Jason Schmidt.
- Loss on June 19 began string of season-high 4-consecutive losing decisions for Cain, who yielded 25 runs (24er) in 29.0 innings over 5 starts while opponents batted .328 (39-for-119) off him from June 19-July 9.
- Was starting pitcher on ESPN's Sunday Night Baseball on Aug. 1 vs. Los Angeles-NL, team in which Cain had never defeated...entered contest with 0-8 lifetime record

### POSTSEASON HIGHLIGHTS

**Was brilliant in postseason, tossing 21.1 innings without allowing an earned run, which is 6th-longest streak in Major League history, and 2nd-longest in Giants history, trailing Christy Mathewson...overall, went 2-0 with 0.00 ERA (0er, 21.1ip) in 1st 3 career postseason contests.**

- Was denied victory in his 1st career postseason start in Game 2 of Division Series vs. Braves on Oct. 8 after Giants bullpen blew lead and game after Cain had allowed only one unearned run over 6.2 innings (that run turned out to be only run allowed by Cain in 2010 postseason)...had RBI single off Tommy Hanson, marking 1st RBI by Giants pitcher in postseason since Johnny Antonelli had 1 on Sept. 30, 1954 vs. Cleveland (Game 2 of WS).
- Threw commanding 7.0-shutout innings in Giants' Game 3 win over Phillies in LCS on Oct. 19...became 1st pitcher to not allow an earned run in either of his 1st 2 postseason starts since Steve Avery accomplished it in 1991...Cain also became 5th National League starter to pitch at least 7.0 innings, allow no runs, 2 hits-or-fewer and win league championship series game, and the 1st since Josh Beckett

against Dodgers, but for 1st time in 15 career starts against them, tossed 7.2-scoreless innings and defeated West rival 2-0 in front of vigorous, sold-out crowd, helping sweep Dodgers at home for 1st time since 2004.

- Pitched 3-hitter to help lead Giants past Rockies 4-2 on Sept. 26 in Denver...carried perfect game into 5th inning and was 5 outs away from no-hitter before Jay Payton beat out an infield single with 1 out in 8th...according to *Elias*, Cain was 4th visiting pitcher to throw complete game at Coors Field while allowing no more than 3 hits...he joined Pat Rapp (1 hitter for Marlins on Sept. 17, 1995), Hideo Nomo (no-hitter for Dodgers on Sept. 17, 1996) and Roy Oswalt (1 hitter for Astros on Sept. 6, 2008).

in 2003 against Chicago Cubs.

- Pitched 7.0-shutout innings in Giants' 9-0 Game 2 victory in World Series vs. Texas on Oct. 28...marked 3rd postseason start of Cain's career in which he didn't allow an earned run...only 3 other pitchers began their postseason careers with 3-straight games (all starts), in which they were not charged with an earned run: Christy Mathewson tossed 3-straight shutouts for Giants in 1905 World Series; Waite Hoyt accomplished feat for Yankees in 1921 World Series, allowing 2 unearned runs); and Mets' Jon Matlack did not give up an earned run in his 1st 3 postseason starts in 1973 (3 unearned runs).
- Joined Christy Mathewson as only Giants pitchers with 3 starts in same postseason in which they allowed no earned runs.

### 2009

**Named to his 1st career All-Star team, Cain was one of Giants' anchors in starting rotation having breakout campaign by going 14-8 with 2.89 ERA (70er, 217.2ip), 4 complete games and 171 strikeouts against 73 walks in 33 starts for San Francisco.**

- Ranked among NL leaders in complete games (T1st), innings (7th), ERA (7th), opponents avg. against (11th) and wins (T12th)...established career bests in wins and ERA for full season.
- Had 16 games where he allowed 1 earned run or fewer in 6.0-or-more innings, tied with Kansas City's Zack Greinke for 3rd-most such games in Majors...only Seattle's Felix Hernandez and Houston's Wandy Rodriguez had more with 18 each.
- Combined with teammate Tim Lincecum for 29 wins...only other pitching tandems in NL with more combined victories than Giants duo were St. Louis' Adam Wainwright and Chris Carpenter (36), Atlanta's Derek Lowe and Javier Vazquez (30) and Colorado's Jorge De La Rosa and Ubaldo Jimenez (30).
- Went 10-2 with 2.38 ERA (31er, 117.0ip) in 18 starts prior to All-Star break...his .833 pre All-Star winning pct. was tied with Lincecum (also 10-2 at break) for 7th-highest mark in SF-era history.

## Most Consecutive IP Without Allowing ER to Begin Postseason Career

Player	Season(s)	Innings
Waite Hoyt	1921-22	34.0
Christy Mathewson	1905	28.0
Jonathan Papelbon	2005-09	26.1
Jon Matlack	1973	25.0
Carl Hubbell	1933-36	22.0
<b>Matt Cain</b>	<b>2010</b>	<b>21.1*</b>

\*active

- Held opposition to .161 avg. against with RISP (26-for-161), which was 2nd-lowest clip among NL pitchers, behind Philadelphia's J.A. Happ (.158)...also limited opponents to .101 clip (8-for-79) with RISP and 2 outs, 6th-lowest among NL hurlers.
- Was Giants' stopper in '09, fashioning 8-2 record with 1.97 ERA (18er, 82.1ip) in 11 games following Giants losses.
- Pitched 3 complete games in 5-start span from May 23-June 14.
- Went distance June 14 vs. Oakland, limiting A's to 1 run on 4 hits with season-high 9 strikeouts in Giants' 7-1 victory...retired 19 of his final 20 batters faced...with that win, Cain improved to 9-1 on year, becoming just 4th SF starting pitcher since 1958 to win 9 or more of his 1st 10 decisions in season...Hall-of-Famers Juan Marichal (10-0 in 1966) and Gaylord Perry (9-1 in 1966), and 2008 NL Cy Young winner Tim Lincecum (9-1) are only other Giants during SF-era to accomplish feat.
- Cain's 9-1 record marked 2nd-straight season that Giants pitcher won 9 of his 1st 10 decisions (Lincecum was 9-1 to begin 2008 campaign)...according to *Elias*, Giants had not had pair of pitchers win at least 9 of their 1st 10 decisions over span of 2 or fewer seasons since 1966, when Juan Marichal began year with 10-straight wins and Gaylord Perry started 12-1.
- Won career-best 7-straight decisions from May 7-June 14, logging 1.98 ERA (12er, 54.2ip) during stretch...was tied for 3rd-longest winning streak by NL pitcher and was longest by Giants hurler since Jason Schmidt reeled off 12-straight victories from April 26-July 17, 2004.
- Was named to his 1st career All-Star team, along with Tim Lincecum, marking just 3rd time in SF-era history that club had pair of starting pitchers on All-Star roster...

## 2008

**Made team-high 34 starts while placing 4th on club in wins (8) and 2nd in innings (217.2ip), strikeouts (186) and in avg. against (.251)...overall went 8-14 with 3.76 ERA (91er, 217.2ip) in 34 starts for San Francisco.**

- His 186 strikeouts were tied for 8th-most among NL leaders.
- Had 21 quality starts (7 in wins, 6 in losses, 8 in no-decisions), 2nd-most on team behind Tim Lincecum (26) and tied for 8th-most in NL.
- Was handicapped with NL's lowest run support (3.14), 2nd-lowest in Majors behind Oakland's Greg Smith (2.88).
- Registered 9th-most strikeouts by Giants pitcher prior to All-Star Break with 121 Ks...became 27th Giant to surpass 100-K plateau prior to Break and is part of 1st trio to surpass mark in West Coast annals, joining Tim Lincecum (135) and Jonathan Sanchez (115).
- On April 12, had no-hitter broken up by St. Louis' Albert Pujols in beginning of 7th inning...effort marked 4th time he has carried no-hitter into 7th frame.
- Posted 1st win of season April 28 vs. Colorado (6th start of year) that broke 10-start winless streak dating back to Aug. 28, 2007 (at COL).
- Tossed 9.0-inning complete game July 24 vs. Washington, tossing 4-hitter in 1-0 SF victory...marked 4th career complete game and his 1st start of season in which he didn't issue walk...it was only 4th 1-0 shutout with 4-or-fewer hits allowed and no walks by Giants pitcher in SF annals...others: Gaylord Perry (twice: Aug. 8, 1964 at CIN and Aug. 12, 1966 vs. HOU) and Vida Blue (Aug. 29, 1980 vs. NY).
- Became 1st Giants pitcher to have 2 seasons with at least 2 home runs (April 12 off STL's Todd Wellemeyer and May 13 off HOU's Brandon Backe).

## 2007

**Endured unlucky season, going 7-16 despite 3.65 ERA (10th in NL) and 22 quality starts (tied for 6th in NL) in his 32 opening assignments.**

- Led Giants starters in ERA, innings, strikeouts (163), avg. against (.235) and quality starts, while he was 2nd in starts...however, SF was just 9-23 in his assignments.
- Bullpen blew 5 leads, while SF plated 2 runs-or-fewer during his outing in 21 of 32 starts (65.6%)...became 13th pitcher in SF history to lose at least 16 games in season,

others were Johnny Antonelli and Sam Jones in 1959 and Juan Marichal and Gaylord Perry in 1966...did not pitch in ASG July 14 at St. Louis' Busch Stadium and was actually replaced on roster by Pittsburgh's Zach Duke, after suffering right elbow contusion in start prior to break on July 11 vs. San Diego...had to leave that July 11 start in 2nd inning after being hit by line drive off bat of pitcher Tim Stauffer with 2 out in 2nd inning...that mishap prevented him from pitching in his 1st-ever All-Star Game.

- Was 1 of 7 pitchers in SF-era history (8th occurrence) to win 12 of his 1st 14 decisions, joining Gaylord Perry (1966), Juan Marichal (1966, 1968), Rick Reuschel (1989), John Burkett (1993), Shawn Estes (1997) and Jason Schmidt (2004)...only Perry, Marichal (twice) and Burkett advanced to 13-2.
- Finished month of July with 3-0 record with 0.94 ERA (4er, 38.1ip) and .197 avg. against (26-for-132) in 6 games, with Giants going 5-1 in his starts...his 0.94 ERA was 3rd-lowest in NL, while his .197 avg. ranked as 6th-best.
- Recorded 4th complete game of year Aug. 3 at Houston, however was charged with loss for 1st time in his career when going distance...threw 8.0 innings of 4-run ball, walking none and striking out 5 in 4-3 loss.
- After going 10-2 before All-Star break, went just 4-6 in 15 starts following break.
- Was awarded annual "Willie Mac Award" prior to game Sept. 25...named after Giants Hall of Famer Willie McCovey, award is honor bestowed upon most inspirational player on team, as voted upon by Giants players, coaches and training staff...Cain became only 7th pitcher to win award and 1st since Mark Gardner in 2001...is also youngest to win award at 24 years of age along with Jack Clark (also at 24 when he won award in 1980).

yet his 3.65 ERA was 5th-lowest among that group...became 1st Giants hurler to lose that many contests since Livan Hernandez went 12-16 in 2002.

- Had 2nd-lowest run support in Majors (3.51), with only STL's Kip Wells (3.43) having less.
- Was one of NL's toughest pitchers to hit, ranking 7th

in league with .235 avg. against and 5th with 7.79 hits allowed per 9.0 innings...however, was 2nd in circuit with 16 losses and 6th with 79 walks.

- Finished season strongly, going 4-4 with 3.04 ERA (26er, 77.Oip) over his last 12 starts (SF was 6-6).
- Was just 4-for-57 (.070) at plate, but hammered 1st 2 career HRs to become 1st SF pitcher to have 2 in season since Brad Hennessey in 2005...clubbed 1st clout Aug. 8 off Washington's Tim Redding, before launching solo shot off Chicago's Carlos Zambrano Aug. 23.

## 2006

**In his 1st full season in big leagues led all NL rookies with 13 wins, while pacing freshmen with 179 strikeouts and ranking 8th in ERA (4.15)...also led in innings (190.2), while tying for 1st in starts (31)...finished 3rd among all NL pitchers with .222 avg. against, while ranking 9th for strikeouts.**

- Was 7th Giant to lead NL rookies in victories during SF-era, joining Frank Linzy (1965), Elias Sosa (1973, tied with MON's Steve Rogers), John D'Acquisto (1974), John Montefusco (1975), Bill Laskey (1982) and John Burkett (1990).
- 13 wins were tied for 3rd on SF rookie list, equalling Laskey (1982) and Ryan Jensen (2002)...Montefusco set mark with 15 wins in 1975, while Burkett is 2nd with 14 in 1990.
- Posted 2nd-highest single season strikeout total by SF rookie with 179...only Mathewson (221 in 1901) and Montefusco (215 in 1975) struck out more batters during rookie campaign in franchise history...joined Montefusco (1975) and D'Acquisto (167 in 1974) as only SF hurlers to lead NL rookies in strikeouts.
- Allowed no more than 1 run in each of his 6 starts Aug. 17-Sept. 14...in previous 50 seasons only 1 other rookie pitcher had a streak of at least that length, as Fernando Valenzuela surrendered 1 or no runs in 7-consecutive starts in 1981 (courtesy: *Elias*).
- Worked 2.0-perfect innings to close out SF's 14-3 romp

## 2005

**Earned 2nd consecutive *USA Today* Organizational Player of Year honors for excellent work at triple-A Fresno, before bursting onto ML scene as SF made late season run for NL West flag.**

- Had contract purchased from Fresno Aug. 26, making big league debut Aug. 29...fashioned 2-1 record with 2.33 ERA (12er, 46.1ip) in 7 starts.
- Limited opponents to miniscule .151 avg. (24-for-159), while striking out 30...was toughest Major League pitcher to hit during month of Sept., yielding .148 avg. against (21-for-142).
- Posted incredible numbers as 2nd-youngest player in Majors over final months, behind only SEA's Felix Hernandez (19 years old)...overall, was 6th youngest player to make debut in big leagues during season.
- At 20 years and 332 days old when he took mound Aug. 29 vs. Colorado, became youngest Giants pitcher in 1st big league start since Mark Grant April 27, 1984 at Cincinnati

## Rookie Heat

Only four San Francisco Giants have led National League rookies in strikeouts:

Player, Year	SOs
John D'Acquisto, 1974	167
John Montefusco, 1975	215
<b>Matt Cain, 2006</b>	<b>179</b>
Tim Lincecum, 2007	150

May 16 at Houston in his 1st ML relief appearance.

- Tossed 1-hit shutout May 21 at Oakland...allowed only Jay Payton's double to lead off 3rd, and retired 19 of his final 20 batters as SF posted 6-0 triumph...became youngest SF Giant to toss 9.0 inning 1-hitter at 21 years, 232 days old...Mike McCormick tossed 5.0-inning no hitter in 1959 at 20 years, 256 days.
- Carried no-hitter through 7.2 innings in June 19 victory over Angels (2-1 SF triumph)...Chone Figgins broke up no-hit bid with single to center with 2 out in 8th on full count...was longest no-no attempt by Giant since Scott Garrelts went 8.2 frames July 29, 1990 vs. Cincinnati.
- 12 strikeouts Aug. 6 vs. Colorado matched 4th-highest single-game total by rookie in SF history...Ron Herbel established SF mark with 14 strikeouts June 24, 1964 at Cincinnati.
- Collected 1st career RBI Aug. 6 vs. Colorado, and registered 1st career multi-hit effort July 21 vs. San Diego (2-for-4 with 2B).

## Youngest SF Giants Pitchers to Throw Complete Game (As Rookie Since 1958)

Name	Age	Date	Opp.
<b>Matt Cain</b>	<b>20.343</b>	<b>9/9/05</b>	<b>vs. CHC</b>
Pete Falcone	21.204	4/23/75	at HOU (#2)
Jerome Williams	21.205	6/27/03	vs. OAK
Rob Dressler	21.237	9/27/75	at SD
John D'Acquisto	21.271	9/21/73	vs. SD (#2)
Don Carrithers	21.312	7/24/71	vs. CIN
Pete Falcone	21.329	8/26/75	vs. MON
Don Carrithers	21.339	9/4/71	vs. HOU

(20 years, 185 days).

- > Since 1950, was 8th youngest Giants hurler to make debut, and 4th-youngest for 1st opening assignment.
- > Earned 1st big league victory Sept. 4 at Arizona, allowing 1 run over 7.0 innings to post 3-2 victory...at 20 years and 319 days Sept. 4, became 4th-youngest SF Giant to win game and youngest since Mark Grant was 20.318 in 1984.

- > Became youngest Giant to throw complete game in SF annals with Sept. 9 performance vs. Cubs (20 years, 343 days), when he handcuffed Chicago on 2 hits (courtesy: *Bill Arnold/Sports Features Group*).
- > Was 1st SF rookie to throw complete game 2-hitter since Dennis Cook did so Sept. 25, 1988 vs. Los Angeles.
- > Opened season with 1st taste of triple-A action, going 10-5 with 4.39 ERA (71er, 145.2ip) in 26 starts for Fresno.

## 2004

**USA Today Organizational Player of Year combined for 13-5 record with 2.67 ERA (47er, 158.2ip) in 28 starts during dominating campaign with Class A Advanced San Jose and double-A Norwich.**

- > Led all SF farmhands in wins and strikeouts (161 in 158.2 innings), while pacing organization's starters in ERA.
- > Opened year in San Jose, earning club's Player of Month accolades for April, May and June while going 7-1 with 1.86 ERA in 13 starts.
- > Was promoted to Norwich in mid-June and was selected to participate in Futures Game as part of All-Star festivities in Houston...made 15 starts for Navigators, logging 6-4 ledger with 3.35 ERA.

## 2003

**Spent entire season at Class A Hagerstown, going 4-4 with 2.55 ERA in 14 starts.**

## 2002

**Opened professional career with Giants' entry in Arizona Rookie League.**

## A GIANT IN THE COMMUNITY

- > Has lent voice and image for Project Open Hand, non-profit that provides meal services and nutrition counseling for individuals who are over 60 years of age, homebound and critically ill, and who have systematic HIV and AIDS.
- > Visited patients on team trip to Shriners Hospital for Children in Sacramento.
- > Attended Giants Community Fund Guardsmen Dinner benefiting children's charities.
- > Attended Junior Giants Field dedication at Milton Meyer Field, which was sponsored by longtime Giant Kirk Rueter, in San Francisco's Bayview/Hunter's Point neighborhood.
- > Participates in "Picnic in the Park", event held on field at AT&T Park following game for season ticket holders.
- > Has been actively involved in Junior Giants Day.

## PERSONAL

- > Married (Chelsea Williams, November 2009)...daughter (Hartley Mae, December 12, 2010).
- > Graduated from Houston (Germantown, TN) High School in 2002.
- > Was named Tennessee's Gatorade High School Player of

Year after dominating senior year in which he posted 7-3 record with 1.02 ERA in 13 games...struck out 83, while allowing just 51 baserunners (28 hits and 23 walks) over 62.0 innings of work.

## MATTHEW THOMAS CAIN

Year	Club	W-L	ERA	G	GS	CG	SH	SV	IP	H	R	ER	HR	HB	BB	SO	WP	BK
2002	ARL-Giants-R	0-1	3.72	8	7	0	0	0	19.1	13	10	8	1	4	11	20	3	0
2003	Hagerstown-A	4-4	2.55	14	14	0	0	0	74.0	57	24	21	5	5	24	90	1	1
2004	San Jose-A	7-1	1.86	13	13	0	0	0	72.2	58	25	15	5	4	17	89	0	0
	Norwich-AA	6-4	3.35	15	15	0	0	0	86.0	73	44	32	7	3	40	72	4	0
2005	Fresno-AAA	10-5	4.39	26	26	1	0	0	145.2	118	77	71	22	5	73	*176	5	0
	San Francisco	2-1	2.33	7	7	1	0	0	46.1	24	12	12	4	0	19	30	1	0
2006	San Francisco	13-12	4.15	32	31	1	1	0	190.2	157	93	88	18	6	87	179	9	2
2007	San Francisco	7-16	3.65	32	32	1	0	0	200.0	173	84	81	14	5	79	163	*12	0
2008	San Francisco	8-14	3.76	*34	34	1	1	0	217.2	206	95	91	19	7	91	186	7	2
2009	San Francisco	14-8	2.89	33	33	*4	0	0	217.2	184	73	70	22	3	73	171	9	0
2010	San Francisco	13-11	3.14	33	33	4	2	0	223.1	181	84	78	22	4	61	177	8	0
Minor Totals		27-15	3.33	76	75	1	0	0	397.2	319	180	147	40	21	165	447	13	1
M.L. Totals		57-62	3.45	171	170	12	4	0	1095.2	925	441	420	99	25	410	906	46	4

\*Led League

## CAIN'S M.L. BATTING

M.L. Batting	AVG	G	AB	R	H	2B	3B	HR	RBI	SH	SF	HP	BB-I	SO	SB-CS	E	SLG	OBP
--- 2010	.106	35	66	3	7	1	0	0	1	10	0	0	1-0	33	0-0	2	.121	.119
--- Career	.114	173	317	13	36	7	1	4	12	41	0	0	12-0	164	0-0	6	.180	.146

**LAST HOME RUN:** May 13, 2008 vs. Houston (off Brandon Backe)

## DIVISION SERIES RECORD

Year	Club, Opp	W-L	ERA	G	GS	CG	SH	SV	IP	H	R	ER	HR	HB	BB	SO	WP	BK
2010	SF vs. ATL	0-0	0.00	1	1	0	0	0	6.2	7	1	0	0	0	2	6	0	0

## CHAMPIONSHIP SERIES RECORD

Year	Club, Opp	W-L	ERA	G	GS	CG	SH	SV	IP	H	R	ER	HR	HB	BB	SO	WP	BK
2010	SF vs. PHI	1-0	0.00	1	1	0	0	0	7.0	2	0	0	0	2	3	5	0	0

## WORLD SERIES RECORD

Year	Club, Opp	W-L	ERA	G	GS	CG	SH	SV	IP	H	R	ER	HR	HB	BB	SO	WP	BK
2010	SF vs. TEX	1-0	0.00	1	1	0	0	0	7.2	4	0	0	0	0	2	2	1	0

## ALL-STAR GAME RECORD

Year	Club, Site	W-L	ERA	G	GS	CG	SH	SV	IP	H	R	ER	HR	HB	BB	SO	WP	BK
2009	NL, St. Louis																	

- Injured, Did Not Pitch -

## CAREER TRANSACTIONS

- Selected by San Francisco in 1st round (25th overall) of 2002 First-Year Player Draft. Signed by Lee Elder.
- Signed 3-year extension for 2010-12, March 28, 2010.

## CAREER FIELDING

Position	PCT.	G	PO	A	E	TC	DP
Pitcher	.967	171	64	112	6	182	6

## CAREER HIGHS

- **Low-Hit CG:** 1 (2x), last: May 28, 2010 vs. AZ
- **CG Shutout:** 4, last: June 8, 2010 at CIN
- **Innings Pitched:** **Starter:** 9.0 (10x), last: Sept. 26, 2010 at COL  
**Reliever:** 2.0, May 16, 2006 at HOU
- **Most Strikeouts:** 12, Aug. 6, 2006 vs. COL
- **Winning Streak:** 7 games, May 7-June 14, 2009
- **Losing Streak:** 6 games, May 19-June 27, 2007
- **Scoreless Streak:** 20.0 innings, Sept. 15-26, 2010

## CAREER 10+ STRIKEOUT GAMES: 6

12, Aug. 6, 2006 vs. Colorado  
11, July 1, 2006 at San Diego  
11, Aug. 3, 2007 at San Diego

11, June 14, 2008 vs. Oakland  
10, June 19, 2006 vs. Los Angeles-AL  
10, July 1, 2008 vs. Chicago-NL

# Jose Casilla

## RIGHT-HANDED PITCHER

**Birthdate:** May 21, 1989  
**2011 Opening Day Age:** 22  
**Birthplace:** Bani, Dominican Republic  
**Resides:** Bani, Dominican Republic  
**Bats:** Right **Throws:** Right  
**Height:** 6-1 **Weight:** 208  
**M.L. Service:** None  
**How Obtained:** Signed by Giants as non-drafted free agent, June 7, 2006  
**Contract Status:** Signed through 2011



Casilla

### CAREER

Begins his 5th season in Giants organization...at minor league level owns record of 15-6 with 2.33 ERA (48er, 185.2ip)...was added to 40-man roster over 2010 winter.

- > Ranked as 9th-best prospect in Arizona Rookie League by *Baseball America* in 2008.
- > Was signed by Giants in 2006 as 17 year-old.
- > Is younger brother to relief pitcher Santiago Casilla.
- > Recorded 2nd-most saves (12) in Northwest League in 2009.

### 2010 SEASON

Spent entire season with Class A Augusta seeing action in 46 games in relief and finishing year with 4-1 record, 14 saves and 1.16 ERA (7er, 54.1ip).

- > Led team in saves (14), games (46) and ERA (1.16).
- > Fared better against right-handed batters, holding them to .193 (23-for-119) avg. against, compared to .250 (17-for-68) figure against left-handed hitters.

### 2009

Went 1-1 with 1.67 ERA (5er, 27.0ip) and 12 saves at short-season Salem-Keizer, while striking out 31 batters and issuing only 9 walks with 23 Ks.

### 2008

Split season between ARL-Giants and short-season Salem-Keizer going 3-1 with 1.73 ERA (5er, 26.0ip), while allowing only 2 walks.

### 2007

Went 6-3 with 3.76 ERA (29er, 69.1ip) and 58 punch outs in 16 games (14 starts) with DSL-Giants in his 2nd pro season.

### 2006

Has 1-0 record with 2.00 ERA (2er, 9.0ip) in his 1st professional season with DSL-Giants in 2 games.

### PERSONAL

- > Single.

### JOSE ALTAGRACIA CASILLA

Year	Club	W-L	ERA	G	GS	CG	SH	SV	IP	H	R	ER	HR	HB	BB	SO	WP	BK
2006	DSL-Giants-R	1-0	2.00	2	2	0	0	0	9.0	8	2	2	1	0	4	11	0	0
2007	DSL-Giants-R	6-3	3.76	16	14	0	0	0	69.1	58	32	29	0	7	22	58	1	1
2008	ARL-Giants-R	3-1	1.59	6	5	0	0	0	22.2	19	10	4	1	2	1	19	1	0
	Salem-Keizer-A	0-0	2.70	2	0	0	0	0	3.1	4	1	1	0	1	1	4	0	0
2009	Salem-Keizer-A	1-1	1.67	25	0	0	0	12	27.0	22	8	5	0	1	9	31	3	0
2010	Augusta-A	4-1	1.16	46	0	0	0	14	54.1	40	9	7	0	3	17	41	5	0
<b>Minor Totals</b>		<b>15-6</b>	<b>2.33</b>	<b>97</b>	<b>21</b>	<b>0</b>	<b>0</b>	<b>26</b>	<b>185.2</b>	<b>151</b>	<b>62</b>	<b>48</b>	<b>2</b>	<b>14</b>	<b>54</b>	<b>164</b>	<b>10</b>	<b>1</b>

### CAREER TRANSACTIONS

- Signed by Giants as non-drafted free agent, June 7, 2006.

# Santiago Casilla

## RIGHT-HANDED PITCHER

**Birthdate:** July 25, 1980

**2011 Opening Day Age:** 30

**Birthplace:** San Cristobal, Dominican Republic

**Resides:** Juan Baron, Dominican Republic

**Bats:** Right **Throws:** Right

**Height:** 6-0 **Weight:** 222

**M.L. Service:** 3 years, 148 days

**How Obtained:** Signed as free agent, Dec. 24, 2009

**Contract Status:** Signed through 2011



### CAREER

**30-year-old has appeared in big leagues with Oakland and San Francisco for past 7 years (2004-10) and owns 13-6 record with 4.30 ERA (103er, 215.2ip) with 6 saves over 204 games.**

- > Was integral part of bullpen during Giants' 2010 season posting career-bests in several categories including wins (7), ERA (1.95, 12er, 55.1ip), innings pitched (55.1ip), strikeouts (56), avg. against (.208), hits allowed (40) and home runs allowed (2).
- > Did not allow run over his 1st 17.1 innings in 2008 for career high 21.1-inning scoreless streak dating back to 2007.
- > Was originally signed by A's out of Dominican Republic

in 2000 and after season in Dominican Summer League, he came to United States in 2001...had never pitched above single-A prior to 2004, but during that season he progressed all way through A's farm system, including 4 games with Oakland in his debut...tied for lead in A's farm system with 26 saves in 2005.

- > His younger brother, Jose Casilla, was selected to SF's 40-man roster over 2010 offseason.

### 2010 SEASON

**Was one of Giants most reliable bullpen arms during 2010 championship season as he established career-bests in wins (7), ERA (1.95, 12er, 55.1ip), innings pitched (55.1ip), strikeouts (56), avg. against (.208), hits allowed (40) and home runs allowed (2).**

- > Missed 1st month of spring training with visa problems in Dominican Republic.
- > His career-high 7 wins were tied for 3rd-most among NL relievers.
- > Stranded 41 of 47 inherited runners, including 25 of his last 27...his inherited runners scored % of 12.8 was 2nd-lowest in Majors, behind Houston's Wilton Lopez (3.0%)...that 12.8% was also lowest by any Giants reliever since at least 1970.
- > After logging 4.32 ERA (8er, 19.2ip) through July, was one of best relievers in Majors over final 2 months of season, recording 9th-lowest ERA (1.10 ERA, 4er, 32.2ip) in 26 outings, beginning Aug. 1 (min. of 25.0ip)...teammates Ramon Ramirez (0.67, 2nd) and Brian Wilson (0.95, T3rd) were also on this list.

- > Held opposition to .208 (40-for-192) avg. against for 18th-lowest figure among NL relievers (min. 150 ABs)...left-handers hit .203 (12-for-59) off him, while righties batted .211 (28-for-133).

- > Earned his 1st NL victory May 27 vs. Washington, tossing 0.2 innings.
- > Tallied his 1st NL save June 6 at Pittsburgh in SF's 6-5 extra inning (11) win.
- > Tossed career-high 3.0 innings Aug. 10 vs. Chicago-NL.
- > Was tied for 7th-lowest ERA among NL relievers in Sept./Oct. with 0.60 figure (1er, 15.0ip).
- > Began season with triple-A Fresno and appeared in 4 games going 0-0 with 2 saves, 0.00 ERA (0er, 4.0ip) and 7 strikeouts.

### POSTSEASON HIGHLIGHTS

**Appeared in 4 games during postseason, going 0-0 with 1.93 ERA (1er, 4.2ip).**

- > Made one appearance in Division Series, tossing 1.2-scoreless innings with 2 strikeouts in Game 4 vs. Atlanta.
- > Appeared in 2 games in LCS, going 0-0 with 5.40 ERA

(1er, 1.2ip) and 2 strikeouts...only hits allowed during LCS were run scoring doubles (3-run 2B by Jimmy Rollins in Game 2 and 2-run 2B to Placido Polanco in Game 6).

### 2009

**Went 1-2 with 5.96 ERA (32er, 48.1ip) in 46 games for A's after making Opening Day roster for 2nd-consecutive season.**

- > Had career-highs in losses (2), hits allowed (61), runs (36), earned runs (32), walks (25) and opponents avg. against (.303, 61-for-201) and matched his previous high in home runs (6) as his ERA (5.59) was highest of his 3 full seasons.

- > Allowed 15 of 19 (78.9%) inherited runners to score...since 1974, that was highest percentage among Oakland relievers with at least 10 inherited runners.
- > Had 1.59 ERA (2er, 11.1ip) and .079 avg. against (3-for-38) in 9 appearances before he was placed on 15-day DL May

## Giants Gems

- > **Santiago's first gloves were homemade:** thick cardboard into which he cut three holes for his ring, middle and index fingers. He received his first real glove in a community giveaway by late Giants shortstop Jose Uribe.
- > He is the **seventh of 12 children** to subsistence farmers. His younger brother Jose is a right-handed relief pitcher in the Giants farm system.
- > Santiago is married and has a 2-year-old daughter and an infant son.
- > From the same Dominican town as former Giants' infielder Juan Uribe, who reached the pros three years before Santiago. Santiago remembers going to Uribe's house as a child and asking him for baseball socks.

2 (retroactive to April 29) with sprained right knee.

- > Was reinstated from DL May 15 and compiled 7.30 ERA and .356 opponents avg. against in 37 games following his return.
- > Allowed 2 home runs in game for 1st time in his career in 1st game of doubleheader at Texas May 29 and absorbed loss.
- > Allowed career-high tying 4 runs and retired just 1 batter

### 2008

**Appeared in career-high 51 games as reliever with A's, compiling 2-1 record with 3.93 ERA (22er, 50.1ip) and 2 saves as reliever.**

- > Allowed 14 of 32 (43.8%) inherited runners to score, which was 4th-highest in AL.
- > 1st batters faced hit .364 off him, as that was tied for 5th-highest mark in AL...it was highest mark by an A's reliever since Todd Burns allowed .400 average against 1st batters in 1990.
- > Had 6 wild pitches, which tied for 2nd-most among AL relievers.
- > Made A's Opening Day roster for 1st time and was off to strong start before going on disabled list...had 0.93 ERA (2er, 19.1ip) and .185 avg. against (12-for-65) in 21 games before he was placed on 15-day DL May 16 with right elbow soreness.
- > Began season with 17.1-inning scoreless streak, which

June 9 against Minnesota...surpassed that feat Sept. 11 at Minnesota and allowed 10 runs on 10 hits in 3.1 innings against Twins in 2009 (8er, 21.60 ERA).

- > Tossed then career-high 2.2 innings Aug. 1 against Toronto.
- > Appeared in just 8 games over final 58 days of season beginning Aug. 8 and had 7.71 ERA (6er, 7.0ip) and .441 opponents avg. against (15-for-34) over that span.

equaled 2nd-longest season opening scoreless streak by reliever who started season with A's in Oakland history...it fell 1.0 inning short of record of 18.1 set by Jim Corsi (April 27-June 5, 1995).

- > Allowed his 1st run of season May 10 at Texas as that snapped his career-high scoreless streak at 21.1 innings dating back to Sept. 18, 2007...at time, it was longest scoreless streak by an A's reliever since Rick Honeycutt had 24.1-inning streak from July 1-Sept. 14, 1995.
- > Tossed then career-high 2.1 innings Aug. 29 against Minnesota in 100th appearance of his career.
- > Also spent 3 games in minors during rehab assignment for right elbow soreness.

### 2007

**Saw his 1st significant playing time in Majors and went 3-1 with 2 saves, 3 blown saves and 4.44 ERA (25er, 50.2ip) in 46 relief appearances.**

- > Began year at triple-A Sacramento, but was called up in June and stayed with Major League club for remainder of season.
- > Allowed just 5 of 31 (16.1%) inherited runners to score, which was 4th-lowest pct. in American League.
- > Was recalled from triple-A Sacramento June 3 and did not allow run over his 1st 10 outings (12.1ip)...had 0.70 ERA over his 1st 20 games through July 21...then posted an 8.28 ERA and .270 opponents batting avg. over his final 26 outings.
- > Recorded his 1st Major League win June 4 against Boston when he tossed scoreless 11th inning in A's 5-4 win.
- > Picked up his 1st career save June 6 against Red Sox...entered game in 8th inning with 2 outs and runner on 1st with A's leading 3-2 and retired 4 of final 5 batters.
- > Was tagged with 1st loss of his career June 23 at New York-NL.
- > Was ejected from game Aug. 23 at Tampa Bay by home plate umpire John Hirschbeck for throwing at Brendan Harris.
- > Was 2-1 with 3 saves and 4.13 ERA (11er, 24.0ip) in 22 appearances with Sacramento...yielded just 1 home run in 24.0 innings and struck out 29.

### 2006

**Split time between triple-A Sacramento and Oakland, going combined 2-0 with 3.82 ERA (15er, 35.1ip) with 4 saves in 27 games.**

- > Formerly known as Jairo Garcia, Casilla appeared in just 2 games with A's and had his minor league season cut short by injury.
- > Was recalled from triple-A Sacramento May 21 and tossed scoreless inning that day against San Francisco.
- > Posted an 11.57 ERA (3er, 2.1ip) in 2 relief appearances for A's.
- > Went 2-0 with 4 saves, 4 blown saves and 3.27 ERA (12er,

33.0ip) in 25 games with triple-A Sacramento when he was placed on disabled list June 21 with strained right

shoulder and missed remainder of season.

## 2005

**Played across 3 levels for A's...began year at double-A Midland and played majority of season with triple-A Sacramento...had 2 stints with Oakland throughout season going 0-0 with 3.00 ERA (1er, 3.0ip).**

- > Called up for 1st time June 17 and faced Philadelphia that night (1.0 ip, 1h)...was optioned to triple-A Sacramento June 21.
- > Returned to Oakland Sept. 12 and appeared in 2 games during his 2nd stint (2.0ip, 1h, 1r, 1er, 1bb, 1so).
- > Spent minor league portion of his season at double-A Midland and triple-A Sacramento and combined for 3-6 record, 26 saves and 3.60 ERA (27er, 65.0ip) in 54 relief appearances.
- > His 26 saves tied for most in A's farm system...20 of his saves came at Sacramento which led team and ranked 5th in Pacific Coast League.
- > Struck out 103 batters in 65.0 innings (14.26 SO/9.0ip)
- > Began season at Midland where he was 0-0 with 6 saves and 1.08 ERA (2er, 16.2ip) in 10 relief appearances.
- > Was promoted to Sacramento May 10 and went 3-6 with 4.47 ERA (24er, 48.2ip) in 44 appearances with River Cats.

## 2004

**Had his best season yet in professional ball as he began year at Class A Advanced Kane County and finished season with 4-game call up with Oakland.**

- > Combined to go 4-2 with 19 saves and 1.46 ERA (10er, 61.2ip) in 49 minor league appearances during regular season.
- > His 19 saves ranked 2nd in A's farm system...struck out 102 for an average of 14.89 strikeouts per 9.0 innings which was 2nd- best ratio among all minor league relievers.
- > Began season at Class A Advanced Kane County of Midwest League and went 1-0 with team leading 16 saves and 0.30 ERA (1er, 30.0ip) in 25 relief appearances.
- > Was transferred to double-A Midland June 24 and went 2-0 with 2 saves and 1.50 ERA (3er, 18.0ip) in 13 relief appearances while striking out 32 in 18.0 innings.
- > Was moved up to triple-A Sacramento July 30 and went 1-2 with save and 3.95 ERA (6er, 13.2ip) in 11 regular season appearances with Rivercats.
- > Made his Major League debut Aug. 9 at Minnesota, pitching final 2.0 innings of A's 8-2 win (0h, 0r, 2bb, 1so)
- > Had an 11.57 ERA (6er, 4.2ip) in 3 games when he was optioned back to Sacramento Aug. 18.
- > Was brought back to Oakland Sept. 14 and made just 1 appearance after his return on Sept. 15 against Texas...had 12.71 ERA (8er, 5.2ip) in 4 appearances overall with A's.

## 2003

**Spent entire season with Class-A Kane County and compiled 0-1 record with 2.55 ERA (12er, 42.1ip) in just 14 games (9 starts).**

- > Began season in extended spring training and was transferred to Kane County May 19.
- > Did not allow home run in 42.1 innings.
- > His 1st 2 appearances of season came in relief before making 5-consecutive starts from May 30-July 3.
- > Was on disabled list from July 12-29 with pulled left hamstring.

## 2002

**Split time between A's rookie level affiliate and short-season club Vancouver during season...went combined 2-4 with 3.28 ERA (26er, 79.1ip) in 16 games (11 starts).**

- > Began season with A's affiliate in Arizona Rookie League for 2nd-consecutive season and went 2-1 with 2.44 ERA (16er, 59.0ip) and 1 save in 13 games (8 starts) before being promoted to short-season Class A Vancouver Aug. 24.
- > Ranked 3rd in ARL in ERA (2.85) and 5th in strikeouts (66).
- > Went 0-3 with 7.30 ERA (10er, 12.1ip) in 3 starts with Canadians.
- > Struck out 11 batters Aug. 16 at Angels.
- > Appeared in 3 games in outfield with Arizona and was 6-for-13 (.462) with 2 2Bs, 3B and 5 RBI.

## 2001

**Spent his 1st season in United States at Arizona Rookie level...went 4-2 with 2.85 ERA (15er, 47.1ip) in 12 games (7 starts).**

- > Ranked 7th in ARL in ERA (2.85).

## 2000

**Made his professional debut in Dominican League for Athletics, going 6-2 with 3.26 ERA (17er, 47.0ip) in 11 games (10 starts).**

- > Made his professional debut with A's affiliate in Dominican Summer League and was 6-2 with 3.26 ERA in 11 games (10 starts).
- > Struck out 56 batters, while allowing only 33 hits and 29 walks.

## PERSONAL

- > Married.
- > Pitched under name of Jairo Garcia from 2000-05.
- > Was originally signed by Bernardino Rosario and Raymond Abreu.

## SANTIAGO CASILLA

Year	Club	W-L	ERA	G	GS	CG	SH	SV	IP	H	R	ER	HR	HB	BB	SO	WP	BK
2000	DSL A's-R	6-2	3.26	11	10	0	0	0	47.0	33	24	17	2	5	29	56	5	1
2001	AZL A's-R	4-2	2.85	12	7	0	0	0	47.1	37	19	15	2	2	6	50	5	0
2002	AZL A's-R	2-1	2.44	13	8	0	0	1	59.0	56	24	16	5	3	17	66	4	1
	Vancouver-A	0-3	7.30	3	3	0	0	0	12.1	15	11	10	1	1	7	16	1	1
2003	Kane County-A	0-1	2.55	14	9	0	0	0	42.1	40	14	12	0	3	19	28	5	0
2004	Kane County-A	1-0	0.30	25	0	0	0	16	30.0	16	2	1	0	4	6	49	3	0
	Midland-AA	2-0	1.50	13	0	0	0	2	18.0	10	3	3	0	1	15	32	2	0
	Sacramento-AAA	1-2	3.95	11	0	0	0	1	13.2	10	6	6	1	0	9	21	0	0
	<b>Oakland</b>	<b>0-0</b>	<b>12.71</b>	<b>4</b>	<b>0</b>	<b>0</b>	<b>0</b>	<b>0</b>	<b>5.2</b>	<b>5</b>	<b>8</b>	<b>8</b>	<b>3</b>	<b>1</b>	<b>9</b>	<b>5</b>	<b>0</b>	<b>0</b>
2005	Midland-AA	0-0	1.08	10	0	0	0	6	16.2	9	3	2	1	0	9	30	1	0
	Sacramento-AAA	3-6	4.47	44	0	0	0	20	48.1	45	30	24	6	1	20	73	5	0
	<b>Oakland</b>	<b>0-0</b>	<b>3.00</b>	<b>3</b>	<b>0</b>	<b>0</b>	<b>0</b>	<b>0</b>	<b>3.0</b>	<b>2</b>	<b>1</b>	<b>1</b>	<b>0</b>	<b>0</b>	<b>1</b>	<b>1</b>	<b>1</b>	<b>0</b>
2006	Sacramento-AAA	2-0	3.27	25	0	0	0	4	33.0	25	13	12	2	2	10	32	1	0
	<b>Oakland</b>	<b>0-0</b>	<b>11.57</b>	<b>2</b>	<b>0</b>	<b>0</b>	<b>0</b>	<b>0</b>	<b>2.1</b>	<b>2</b>	<b>3</b>	<b>3</b>	<b>0</b>	<b>0</b>	<b>2</b>	<b>2</b>	<b>0</b>	<b>0</b>
2007	Sacramento-AAA	2-1	4.13	22	0	0	0	3	24.0	18	11	11	1	0	14	29	4	0
	<b>Oakland</b>	<b>3-1</b>	<b>4.44</b>	<b>46</b>	<b>0</b>	<b>0</b>	<b>0</b>	<b>2</b>	<b>50.2</b>	<b>43</b>	<b>25</b>	<b>25</b>	<b>6</b>	<b>1</b>	<b>23</b>	<b>52</b>	<b>5</b>	<b>0</b>
2008	<b>Oakland</b>	<b>2-1</b>	<b>3.93</b>	<b>51</b>	<b>0</b>	<b>0</b>	<b>0</b>	<b>2</b>	<b>50.1</b>	<b>60</b>	<b>22</b>	<b>22</b>	<b>5</b>	<b>3</b>	<b>20</b>	<b>43</b>	<b>6</b>	<b>0</b>
	Stockton-A	0-0	0.00	1	1	0	0	0	1.0	0	0	0	0	0	0	2	0	0
	Sacramento-AAA	0-0	3.38	2	2	0	0	0	2.2	3	1	1	0	0	1	5	0	0
2009	<b>Oakland</b>	<b>1-2</b>	<b>5.96</b>	<b>46</b>	<b>0</b>	<b>0</b>	<b>0</b>	<b>0</b>	<b>48.1</b>	<b>61</b>	<b>36</b>	<b>32</b>	<b>6</b>	<b>3</b>	<b>25</b>	<b>35</b>	<b>5</b>	<b>0</b>
	Stockton-A	0-0	0.00	1	1	0	0	0	1.0	0	0	0	0	0	0	0	0	0
	Sacramento-AAA	0-0	0.00	1	1	0	0	0	1.0	0	0	0	0	0	0	0	0	0
2010	Fresno-AAA	0-0	0.00	4	0	0	0	2	4.0	2	0	0	0	1	2	7	0	0
	<b>San Francisco</b>	<b>7-2</b>	<b>1.95</b>	<b>52</b>	<b>0</b>	<b>0</b>	<b>0</b>	<b>2</b>	<b>55.1</b>	<b>40</b>	<b>14</b>	<b>12</b>	<b>2</b>	<b>4</b>	<b>26</b>	<b>56</b>	<b>10</b>	<b>0</b>
<b>Minor Totals</b>		<b>23-18</b>	<b>2.92</b>	<b>212</b>	<b>42</b>	<b>0</b>	<b>0</b>	<b>55</b>	<b>401.1</b>	<b>319</b>	<b>161</b>	<b>130</b>	<b>21</b>	<b>23</b>	<b>164</b>	<b>496</b>	<b>36</b>	<b>3</b>
<b>A.L. Totals</b>		<b>6-4</b>	<b>4.30</b>	<b>152</b>	<b>0</b>	<b>0</b>	<b>0</b>	<b>4</b>	<b>160.1</b>	<b>173</b>	<b>95</b>	<b>91</b>	<b>22</b>	<b>8</b>	<b>80</b>	<b>138</b>	<b>17</b>	<b>0</b>
<b>N.L. Totals</b>		<b>7-2</b>	<b>1.95</b>	<b>52</b>	<b>0</b>	<b>0</b>	<b>0</b>	<b>2</b>	<b>55.1</b>	<b>40</b>	<b>14</b>	<b>12</b>	<b>2</b>	<b>4</b>	<b>26</b>	<b>56</b>	<b>10</b>	<b>0</b>
<b>M.L. Totals</b>		<b>13-6</b>	<b>4.30</b>	<b>204</b>	<b>0</b>	<b>0</b>	<b>0</b>	<b>6</b>	<b>215.2</b>	<b>213</b>	<b>109</b>	<b>103</b>	<b>22</b>	<b>12</b>	<b>106</b>	<b>194</b>	<b>27</b>	<b>0</b>

## DIVISION SERIES RECORD

Year	Club, Opp	W-L	ERA	G	GS	CG	SH	SV	IP	H	R	ER	HR	HB	BB	SO	WP	BK
2010	SF vs. ATL	0-0	0.00	1	0	0	0	0	1.2	1	0	0	0	0	0	2	0	0

## CHAMPIONSHIP SERIES RECORD

Year	Club, Opp	W-L	ERA	G	GS	CG	SH	SV	IP	H	R	ER	HR	HB	BB	SO	WP	BK
2010	SF vs. PHI	0-0	5.40	2	0	0	0	0	1.2	2	1	1	0	1	1	2	1	0

## WORLD SERIES RECORD

Year	Club, Opp	W-L	ERA	G	GS	CG	SH	SV	IP	H	R	ER	HR	HB	BB	SO	WP	BK
2010	SF vs. TEX	0-0	0.00	1	0	0	0	0	1.1	0	0	0	0	0	0	1	0	0

## CASILLA'S M.L. BATTING

M.L. Batting	AVG	G	AB	R	H	2B	3B	HR	RBI	SH	SF	HP	BB-I	SO	SB-CS	E	SLG	OBP
2010	---	--	--	--	--	--	--	--	--	--	--	--	---	--	---	1	---	---
Career	---	--	--	--	--	--	--	--	--	--	--	--	---	--	---	3	---	---

## CAREER FIELDING

Position	PCT.	G	PO	A	E	TC	DP
Pitcher	.921	204	11	24	3	38	2

## CAREER HIGHS

- Low-Hit CG: No Complete Games
- Innings Pitched: Starter: No Career Starts  
Reliever: 3.0, Aug. 10, 2010 vs. CHC (w/SF)
- Most Strikeouts: 4, June 19, 2007 vs. CIN (w/OAK)
- Winning Streak: 6 games: July 10-current (w/SF)
- Losing Streak: 2 games (2x), last: June 1-28, 2010 (w/SF)
- Scoreless Streak: 21.1 innings, Sept. 18, 2007-May 6, 2008 (w/SF)

# Brandon Crawford

## INFIELDER

**Birthdate:** January 21, 1987  
**2011 Opening Day Age:** 24  
**Birthplace:** Mountain View, California  
**Resides:** Pleasanton, California  
**Bats:** Left **Throws:** Right  
**Height:** 6-2 **Weight:** 215  
**M.L. Service:** None  
**How Obtained:** Giants' 4th round selection in 2008 First-Year Player Draft  
**Contract Status:** Non-Roster Invitee



### CAREER

**Has batted .266 (219-for-822) with 17 HRs and 74 RBI in his 1st 3 minor league seasons.**

- > 24-year-old infielder is in big league camp for 2nd time in his career as non-roster invitee.
- > Enters 2011 campaign ranked by *Baseball America* as 6th best prospect in Giants' farm system

### 2010 SEASON

**In his 3rd professional season, batted .236 (73-for-309) in 84 games between double-A Richmond and Class A Advanced San Jose.**

- > Missed nearly 8 weeks of season after breaking his right hand after being hit by line drive while fielding ground ball off fungo bat.
- > Prior to injury was named to Eastern League mid-season All-Star team.
- > Started year with Flying Squirrels and hit .241 (70-for-291) with 7 HRs and 22 RBI in 79 games before suffering injury... was placed on DL July 7 and reinstated on Sept. 2.
- > Concluded season with SJ Giants, appearing in 5 games.

### 2009

**Split year between Class A Advanced San Jose and double-A Connecticut, batting .282 (140-for-497) with 10 HRs and 48 RBI in 133 games.**

- > Began campaign with San Jose, appearing in just 25 games and batting .371 (39-for-105) with 6 HRs and 17 RBI.
- > Named CAL Player of Week for April 20, hitting .414 (12-for-29) with 2 HRs and 5 RBI.
- > Promoted to double-A May 7 and in 108 games for Defenders
- batted .258 (101-for-392) with 4 HRs and 31 RBI.
- > Played for Scottsdale Scorpions of Arizona Fall League at conclusion of 2009 regular season and batted .312 (24-for-77) with 3 2Bs, 2 HRs and 10 RBI.

### 2008

**Batted .375 (6-for-16) with 2B and 3 RBI in 5 games between ARL-Giants and short-season Salem-Keizer.**

### PERSONAL

- > Single.
- > Graduated from Foothill (Pleasanton, CA) High School.
- > Attended UCLA...batted .302 (70-for-232) with 53 runs, 13 2Bs, 5 3Bs, 7 HRs and 51 RBI in 60 games for Bruins in 2008...earned UCLA's Most Valuable Player honors
- in both 2006 and 2007, while also receiving All-Pac 10 accolades...hit over .300 in each of his 3 years at UCLA, posting career avg. of .319 with 44 2Bs, 13 3Bs, 20 HRs, 136 RBI and 145 runs.

### BRANDON CRAWFORD

Year	Club	AVG	G	AB	R	H	2B	3B	HR	RBI	SH	SF	HP	BB-I	SO	SB-CS	E	SLG	OBP
2008	ARL-Giants-R	.429	4	14	3	6	1	1	0	3	0	0	0	0-0	3	0-1	0	.643	.429
	Salem-Keizer-A	.000	1	2	0	0	0	0	0	0	0	0	0	0-0	0	0-0	0	.000	.000
2009	San Jose-A	.371	25	105	21	39	2	2	6	17	0	0	4	10-0	32	2-4	3	.600	.445
	Connecticut-AA	.258	108	392	38	101	26	2	4	31	8	2	1	20-0	100	11-7	14	.365	.294
2010	Richmond-AA	.241	79	291	43	70	12	3	7	22	1	5	6	39-0	77	4-1	10	.375	.337
	San Jose-A	.167	5	18	4	3	1	0	0	1	0	0	0	2-0	5	0-0	0	.222	.250
<b>Minor Totals</b>		<b>.266</b>	<b>222</b>	<b>822</b>	<b>109</b>	<b>219</b>	<b>42</b>	<b>8</b>	<b>17</b>	<b>74</b>	<b>9</b>	<b>7</b>	<b>11</b>	<b>71-0</b>	<b>217</b>	<b>17-13</b>	<b>27</b>	<b>.399</b>	<b>.330</b>

### CAREER TRANSACTIONS

- Selected by San Francisco in 4th round of 2008 First-Year Placer Draft. Signed by Michael Kendall.

# Charles Culberson

## INFIELDER

**Birthdate:** April 10, 1989  
**2011 Opening Day Age:** 21  
**Birthplace:** Rome, Georgia  
**Resides:** Plainville, Georgia  
**Bats:** Right **Throws:** Right  
**Height:** 6-1 **Weight:** 201  
**M.L. Service:** None  
**How Obtained:** Giants' sandwich pick (51st selection overall) in 2007 First-Year Player Draft  
**Contract Status:** Non-Roster Invitee



Culberson

### CAREER

**In 4 minor league seasons (387 games), 6-foot-1, 201-pound Culberson has .263 career average.**

- Last season he established professional highs in nearly every offensive category including hits (146), 2Bs (28), HRs (16), RBI (71) and stolen bases (25).

### 2010 SEASON

**Had breakout campaign, helping lead Class A Advanced San Jose to California League title after batting .290 (146-for-503) with 28 2Bs, 16 HRs, 71 RBI and 25 stolen bases in 128 games.**

- Hit .400 (40-for-100) in month of June.
- Named California League Player of Week from July 12-19, hitting .429 (14-for-27) with 3 HRs and 8 RBI.
- Batted .273 (9-for-33) with 6 RBI during CAL playoffs.
- Named Arizona League Rising Star after batting .366 (34-for-93) with 11 2Bs, 2 3Bs, 2 HRs and 16 RBI in 21 Fall League games.

### 2009

**Spent 2nd-straight campaign with Class A Augusta, appearing in 132 games and batting .246 (125-for-509).**

- Ranked 2nd in South Atlantic League in at-bats (509) and 3rd in games played (132).

### 2008

**Hit .234 (66-for-282) with 3 HRs and 27 RBI in 81 games at Class A Augusta.**

- Batted .333 (23-for-69) vs. left-handed pitchers.
- Missed nearly 8 weeks of season from Aug. 1-Sept. 22 with broken right hand.

### 2007

**In his 1st professional season with Giants organization, batted .286 (46-for-161) in 46 games for ARL-Giants.**

### PERSONAL

- Single.
- Graduated from Calhoun High School in Georgia...played both shortstop and pitched (7-1 record) for Calhoun, with team winning state title in 2005 and going to championship round in 2006.
- His father, Charles, was 16th round selection by Giants in 1984 draft.

### CHARLES EDWARD CULBERSON

Year	Club	AVG	G	AB	R	H	2B	3B	HR	RBI	SH	SF	HP	BB-I	SO	SB-CS	E	SLG	OBP
2007	ARL-Giants-R	.286	46	161	32	46	8	5	1	16	0	2	5	19-1	38	19-1	14	.416	.374
2008	Augusta-A	.234	81	282	31	66	11	2	3	27	3	4	6	18-0	57	6-6	35	.319	.290
2009	Augusta-A	.246	132	509	71	125	19	3	2	36	4	2	10	33-1	110	15-4	40	.306	.303
2010	San Jose-A	.290	128	503	80	146	28	4	16	71	1	6	8	33-2	99	25-7	15	.457	.340
<b>Minor Totals</b>		<b>.263</b>	<b>387</b>	<b>1455</b>	<b>214</b>	<b>383</b>	<b>66</b>	<b>14</b>	<b>22</b>	<b>150</b>	<b>8</b>	<b>14</b>	<b>29</b>	<b>103-4</b>	<b>304</b>	<b>65-18</b>	<b>104</b>	<b>.373</b>	<b>.322</b>

### CAREER TRANSACTIONS

- Selected by San Francisco with sandwich pick (51st selection overall) in 2007 First-Year Player Draft. Signed by Sean O'Connor.

# Casey Daigle

## RIGHT-HANDED PITCHER

**Birthdate:** April 4, 1981  
**2011 Opening Day Age:** 29  
**Birthplace:** Lake Charles, Louisiana  
**Resides:** Tucson, Arizona  
**Bats:** Right **Throws:** Right  
**Height:** 6-6 **Weight:** 246  
**M.L. Service:** 139 days  
**How Obtained:** Signed as minor league free agent, Dec. 22, 2010  
**Contract Status:** Non-Roster Invitee



### CAREER

29-year-old right-hander will make his debut with Giants at big league camp this spring...has gone 64-71 with 4.72 ERA (567er, 1,090.1ip) and 760 strikeouts in 388 games (131 starts) over 11 minor league seasons...has made 33 career appearances (10 starts) in Majors for Arizona (2004, 2006) and Houston (2010).

- > Has made 33 Major League appearances, including 10 starts, in his 11-year professional career...owns 3-4 record and 7.16 ERA (57er, 71.2ip) in Major League action.
- > Giants will mark his 5th Major League organization after having spent time with Arizona (2000-07), Minnesota (2008) and Houston (2009-10).
- > Began his career as starter and made his way up Diamondbacks system after earning spot in their Opening Day rotation in 2004...since that season has been used primarily as reliever.
- > Named Southern League All-Star while with double-A Tennessee in 2005, his 1st full season as reliever.

### 2010 SEASON

Appeared in Majors with Houston for 1st time since 2007, going 1-1 with 11.32 ERA (13er, 10.1ip) in 13 games.

- > Was called up from minors June 1 and made his 1st appearance with Houston June 2 vs. Washington.
- > Earned win July 7 vs. Pittsburgh, tossing 2.0-scoreless frames with 2 strikeouts.
- > Also pitched for triple-A Round Rock, forging 2-3 record with 8 saves and 4.91 ERA (24er, 44.0ip) in 35 games.

### 2009

Was signed by Houston organization after being released by Texas and appeared in 49 games in relief for triple-A Round Rock with 4-3 record and 2.91 ERA (18er, 55.2ip).

- > Led all Express relievers in wins (4) and appearances (49).
- > Earned Round Rock Pitcher of Month for July after posting 3-1 record with 3.48 ERA (4er, 10.1ip) in 8 games.

### 2008

Pitched for triple-A Rochester primarily from 'pen, posting 1-5 record with 3.78 ERA (29er, 69.0ip) in 44 games (1 start).

### 2007

Spent entire year with triple-A Tucson, splitting time between bullpen and rotation, while going 10-5 with 6.59 ERA (80er, 109.1ip) in 42 games (16 starts).

### 2006

Appeared in 10 games in relief over 3 stints with Diamondbacks with no record and 3.65 ERA (5er, 12.1ip).

- > After starting season at triple-A Tucson, had his contract purchased by Arizona on April 12 and made his 1st appearance on April 15 vs. Houston...was optioned to Tucson April 19 and was later recalled twice (May 2 and June 21).
- > Finished year with triple-A Tucson, posting 3-5 record with 4.69 ERA (25er, 48.0ip) over 42 games.

### 2005

Pitched entire season at double A Tennessee mostly as reliever, going 9-3 with career-best 2.67 ERA (19er, 64.0ip) and 19 saves in 23 chances in 58 games (2 starts).

- > Was Southern League mid-season All-Star.
- > Ranked 3rd in Southern League with 19 saves.
- > Was 2-0 with 0.00 ERA (0er, 11.2ip) and 1 save in May.
- > Finished June with 8 saves, 2-0 record and 0.77 ERA (1er, 11.2ip).
- > Played for Arizona Desert Dogs in Arizona Fall League, going 2-0 with 5 saves and 3.46 ERA (5er, 13.0ip).

**2004**

**Began season with Arizona Diamondbacks pitching in 10 games (all starts) while going 2-3 with 7.16 ERA (39er, 49.0ip).**

- > Opened season with Arizona, making his Major League debut April 9 vs. St. Louis...lasted 2.2 innings, allowing 10 hits and 8 runs in 13-6 loss.
- > Recorded 1st Major League win, allowing 4 hits over 5.1-scoreless innings in 2-0 victory over Cubs at Wrigley Field on May 5.
- > Recorded his 2nd win in next start on May 10, defeating Mets 10-8 at Shea Stadium.
- > Was optioned to triple-A Tucson for remainder of season on June 1 and went 4-9 with 6.88 ERA (77er, 100.2ip) in 18 outings (15 starts).

**2003**

**Had best season yet in minors compiling 11-11 record with 4.59 ERA (90er, 176.1ip) in 29 games (27 starts) for double-A El Paso.**

- > Led Texas League in innings (176.1) in his 1st full double-A season at El Paso.
- > Earned Texas League Pitcher of Week honors for June 16-22 (9.0-inning CG allowing 1 run) and July 14-20 (2 runs in 16.0 innings over 2 starts).

**2002**

**After starting season with Class A Advanced Lancaster was promoted to double-A El Paso...went combined 7-12 with 4.60 ERA (85er, 166.1ip) in 28 starts.**

- > Tied for 1st in games started (28) among all D'backs' minor leaguers.
- > Began season at Class A Advanced Lancaster before his promotion to double-A El Paso on July 26.

**2001**

**Pitched for Class A South Bend and went 10-10 with 4.12 ERA (75er, 164.0ip) in 28 games (27 starts) with 2 complete games and shutout.**

- > Led Midwest League in innings pitched (164.0) and tied for 4th in games started (27).

**2000**

**Spent his 1st pro season at rookie level Missoula, going 3-5 with 4.90 ERA (45er, 82.2ip) in 15 starts.**

- > Tied for 2nd in the Pioneer League in games started (15).

**PERSONAL**

- > Married (Jennie Finch, Jan. 15, 2005)...son (Ace, May 4, 2006).
- > Graduated from Sulphur High School (Vinton, LA) High School.

**SEAN CASEY DAIGLE**

Year	Club	W-L	ERA	G	GS	CG	SHO	SV	IP	H	R	ER	HR	HB	BB	SO	WP	BK
2000	Missoula-R	3-5	4.90	15	15	0	0	0	82.2	88	57	45	4	9	54	56	10	3
2001	South Bend-A	10-10	4.12	28	27	2	1	0	*164.0	180	100	75	11	14	55	85	16	4
2002	Lancaster-A	4-10	5.09	21	21	0	0	0	122.0	137	82	69	19	9	42	85	7	2
	El Paso-AA	3-2	3.25	7	7	2	0	0	44.1	46	19	16	5	3	9	29	2	0
2003	El Paso-AA	11-11	4.59	29	27	1	0	0	*176.1	219	108	90	9	6	51	115	14	0
2004	Arizona	2-3	7.16	10	10	0	0	0	49.0	63	41	39	9	2	27	17	1	1
	Tucson-AAA	4-9	6.88	18	15	0	0	0	100.2	154	85	77	21	5	24	51	3	0
2005	Tennessee-AA	9-3	2.67	58	2	0	0	19	64.0	75	24	19	3	1	18	50	5	0
2006	Arizona	0-0	3.65	10	0	0	0	0	12.1	14	5	51	0	6	0	7	0	0
	Tucson-AAA	3-5	4.69	42	0	0	0	4	48.0	60	31	25	6	0	17	41	5	0
2007	Tucson-AAA	10-5	6.59	42	16	0	0	0	109.1	156	84	80	18	5	31	95	9	0
2008	Rochester-AAA	1-5	3.78	44	1	0	0	1	69.0	61	37	29	9	3	34	65	10	1
2009	Round Rk-AAA	4-3	2.91	49	0	0	0	5	55.2	61	19	18	3	3	25	53	4	0
2010	Houston	1-1	11.32	13	0	0	0	0	10.1	25	13	13	3	0	6	6	4	0
	Round Rk-AAA	2-3	4.91	35	0	0	0	8	44.0	54	27	24	6	1	13	35	2	0
<b>Minor Totals</b>		<b>64-71</b>	<b>4.72</b>	<b>388</b>	<b>131</b>	<b>5</b>	<b>1</b>	<b>37</b>	<b>1,080.0</b>	<b>1,291</b>	<b>673</b>	<b>567</b>	<b>114</b>	<b>59</b>	<b>373</b>	<b>760</b>	<b>87</b>	<b>10</b>
<b>M.L. Totals</b>		<b>3-4</b>	<b>7.16</b>	<b>33</b>	<b>10</b>	<b>0</b>	<b>0</b>	<b>0</b>	<b>71.2</b>	<b>102</b>	<b>59</b>	<b>57</b>	<b>13</b>	<b>2</b>	<b>39</b>	<b>30</b>	<b>5</b>	<b>1</b>

\*Led League

**CAREER TRANSACTIONS**

- Selected by Arizona as sandwich pick (31st selection overall) in 1999 First-Year Player Draft.
- Signed by Minnesota to minor league contract, Dec. 3, 2007.
- Signed by Texas to minor league contract, Dec. 16, 2008.
- Signed by Houston to minor league contract, April 14, 2009.
- Signed by San Francisco as minor league free agent, Dec. 22, 2010.

**CAREER FIELDING**

Position	PCT.	G	PO	A	E	TC	DP
Pitcher	1.000	33	6	7	0	13	0

■ **Low-Hit CG:**■ **CG Shutout:**■ **Innings Pitched:**■ **Most Strikeouts:**■ **Winning Streak:**■ **Losing Streak:**■ **Scoreless Streak:****CAREER HIGHS**

No career complete games

No career complete games

**Starter:** 7.0, April 28, 2004 vs. CHC (w/AZ)**Reliever:** 3.1, May 17, 2006 vs. SD (w/AZ)

5, April 28, 2004 vs. CHC (w/AZ)

2, May 5-10, 2004 (w/AZ)

3, May 15, 2004-June 20, 2010

4.1 innings, April 17-May 12, 2006 (w/AZ)

## San Francisco Giants Non-Roster Invitees Who Made Opening Day Rosters

**1982** Jim Barr (RHP)**1983** None**1984** Jeff Robinson (RHP)

Scot Thompson (IF)

Gene Richards (OF)

**1985** Vida Blue (LHP)**1986** Mike LaCoss (RHP)

Brad Gulden (C)

Will Clark (IF)

**1987** None**1988** None**1989** Jeff Brantley (RHP)

Ed Jurak (IF)

James Steels (OF)

**1990** Tony Perezchica (IF)

Russ Swan (LHP)

**1991** None**1992** Craig Colbert (C)

Jim McNamara (C)

Jeff Reed (C)

Cory Snyder (OF)

**1993** Mark Carreon (OF)**1994** None

Jeff Reed (C)

**1995** Todd Benzinger (IF)

Mark Leiter (RHP)

**1996** Mel Hall (OF)

Chris Hook (RHP)

**1997** Damon Berryhill (C)

Rich Rodriguez (LHP)

**1998** Alex Diaz (OF)**1999** Miguel Del Toro (RHP)

Scout Servais (C)

**2000** Russ Davis (IF)**2001** Benito Santiago (C)**2002** None**2003** Andres Galarraga (IF)**2004** David Aardsma (RHP)**2005** Jeff Fassero (LHP)**2006** Todd Greene (C)

Jamey Wright (RHP)

**2007** None**2008** Brian Bockock (IF)

Steve Holm (C)

Keiichi Yabu (RHP)

**2009** Rich Aurilia (IF)

Brandon Medders (RHP)

Andres Torres (OF)

Juan Uribe (IF)

**2010** Guillermo Mota (RHP)

Todd Wellemeyer (RHP)

# Mark DeRosa

## INFIELDER/OUTFIELDER

**Birthdate:** February 26, 1975  
**2011 Opening Day Age:** 36  
**Birthplace:** Passaic, New Jersey  
**Resides:** Suwanee, Georgia  
**Bats:** Right **Throws:** Right  
**Height:** 6-0 **Weight:** 218  
**M.L. Service:** 10 years, 61 days  
**How Obtained:** Signed as free agent, Dec. 29, 2009  
**Contract Status:** Signed through 2011 (signed 2-year deal prior to 2010 season)



DeRosa

- > Hit career-best 23 home runs in 2009 with Cleveland and St. Louis
- > Has played over 100 career games at second base, third base, shortstop and outfield
- > Played for Team USA in World Baseball Classic in 2009, batting .316
- > Owns .358 career avg. in postseason, including .388 mark in Division Series

### CAREER

**10+ year Major League veteran has logged time at all 4 infield positions, as well as outfield, in his time with Atlanta (1998-2004), Texas (2005-06), Chicago-NL (2007-08), Cleveland (2009), St. Louis (2009) and San Francisco (2010)...owns .272 career average with 93 HRs and 440 RBI in 1,058 Major League games.**

- > 36-year-old has played for team that has made playoffs in 7 of his 13 big league seasons...has been with club that has made postseason in each of his last 4 years (Chicago-NL, 2007-08; St. Louis, 2009; San Francisco, 2010).
- > From 2006-2009, posted double-digit home run totals while driving in 70+ RBI.
- > Right-handed hitter has hit particularly well in his career against left-handers, owning .298 (274-for-918) clip.
- > Has been clutch with bases loaded, going 33-for-92 (.359) with 5 career home runs in that situation.
- > Was selected by Atlanta in 7th round of 1996 June draft.

### 2010 SEASON

**Was limited to just 26 games in his 1st season with San Francisco after having season cut short due to season-ending surgery in July...batted .194 (18-for-93) with 3 2Bs, HR and 10 RBI.**

- > Appeared on Opening Day roster for 9th time in his career in his 13th big league season and 15th overall in professional baseball...became 4th different Giant to start in left field on Opening Day in last 4 years (Barry Bonds – 2007, Dave Roberts – 2008 and Fred Lewis – 2009).
- > Became just 3rd Giant since 2002 to homer in his debut with team, hitting solo shot in 8th inning off LHP Tim Lincecum in SF's opener on April 5 at Houston...Ray Durham (March 31, 2003 at San Diego) and David Bell (April 2, 2002 at Los Angeles-NL) were last Giants to accomplish feat (*Elias*)...finished day 1-for-3 with 2 runs.
- > Did not start 3 games from April 18-20 due to mild right hamstring strain, suffered by running from 1st to 2nd base in 3rd inning of Giants' 9-0 win over Dodgers on April 17...DeRosa, who prior to injury had never experienced any hamstring or quad issues in his career, said he felt as if he got shot by BB gun...pinch-hit on April 19 at San Diego and struck out with runners on 2nd and 3rd with one out...was back in starting lineup on April 21.
- > Hit 2-run single off Philadelphia's Roy Halladay in 1st inning on April 26 at AT&T Park to give Giants 2-0 lead in eventual 5-1 victory.
- > Missed 8 days from May 9-20 before being officially placed on 15-day disabled list on May 21 with left wrist neuritis...underwent MRI exam May 10 that revealed aggravated nerve in his left wrist...also experienced numbness in ring and pinky fingers of his left hand, which prevented him from swinging bat effectively...underwent surgery Oct. 26, 2009 to repair torn tendon sheath in his left wrist, an injury he sustained soon after joining St. Louis in trade from Cleveland on July 1.
- > Flew to Baltimore May 27 to see wrist specialist, Dr. Thomas Graham, who told DeRosa that he would eventually need surgery on his left wrist, but it hadn't reached point where playing could risk full tendon rupture.
- > Began rehab assignment May 31 with Class A Advanced San Jose and appeared in just one game, going hitless in 4 at-bats before transferring to triple-A Fresno where he played in 3 games, going 4-for-11 with one RBI.
- > Put halt to his rehabilitation assignment and received more medical tests in hopes of discovering why he got pins-and-needles sensation in his hand during baseball activity...ended up having season-ending surgery on July 1 to repair his ruptured tendon sheath and also had his carpal tunnel "released" to allow for better nerve conduction...Dr. Thomas Graham performed both surgeries in his Cleveland office.

## 2009

**Was set to begin his 3rd season with Chicago Cubs prior to New Year's eve trade that sent him to Cleveland Indians...batted .250 (129-for-515) with 23 2Bs, career-high 23 HRs while driving in 78 RBI in 139 games between Cleveland and St. Louis.**

- Was invited to participate in World Baseball Classic for Team USA...batted .316 (6-for-19) with HR and team-leading 9 RBI in 6 games...his team was eliminated from contention with loss in semifinals to Team Japan.
- Started year with Cleveland after being acquired from Cubs on Dec. 31 for pair of minor league pitchers and batted .270 (75-for-278) with 13 HRs and 50 RBI before being traded to Cardinals in late June, where he hit .228 (54-for-237) with 10 HRs and 28 RBI.
- While with Tribe started year in 0-for-12 slump, however hit safely in his next 8 games (.333, 13-for-39), capped by 4-for-7 performance with career-high tying (4th time) 6 RBI April 18 at New York-AL.
- Was acquired by St. Louis in trade from Cleveland in exchange for right-handed pitchers Chris Perez and Jess Todd on June 27.
- Went on 15-day disabled list with left wrist sprain July 1 and missed 13 games before being activated July 17.
- Hit 8 HRs in his 1st 22 games as Red Bird, tying Reggie Sanders (2004) and Richie Allen (1970) as quickest Cards to do so.
- His 10th inning bases-loaded HBP on Aug. 4 vs. New York-NL forced home go-ahead run, giving him game-winning RBI, 1st by Cardinals batter via HBP in extra innings since Jerry DaVanon did so in 4-3, 10-inning win over Mets July 25, 1974 (Game 1).

## POSTSEASON HIGHLIGHTS

**Appeared in 3 games of Division Series against Dodgers and hit .385 (5-for-13).**

## 2008

**Had career year, setting personal bests with 21 HRs, 87 RBI, 103 runs, 69 walks and .376 on-base percentage in 149 games for Cubs, his 2nd year in Chicago uniform.**

- Finished tied for 11th in NL in runs and 16th in on-base pct.
- Hit .310 (45-for-145) off left-handed pitching and .322 (46-for-143) with RISP, which ranked 6th in entire National League.
- Among all ML players who appeared in at least 90 games at 2nd base, he finished T3rd in HRs (21), 4th in RBI (87) and 3rd in on-base pct. (.376).
- Scored run in 10-consecutive games, May 9-19, becoming 1st Cub to do so since Matt Stairs, May 27-June 7, 2001.
- Was just 2nd Cub since 1956 to collect an extra-base hit in 8-consecutive games when he turned trick Aug. 21-28...8 consecutive games with an extra-base hit was part of 10-game hitting streak, Aug. 19-28 (16-for-38, .421 with an .895 slugging pct.).
- Homered in 4-straight games, Aug. 21-24, becoming 1st Cub to do so since Fred McGriff accomplished feat Sept. 20-23, 2001.
- Enjoyed torrid Aug. in which he batted .378 (34-for-90) with 7 HRs, 9 2Bs, 3B, 25 runs (2nd in NL), 24 RBI and 1.181 OPS for month.

## POSTSEASON HIGHLIGHTS

**Was 4-for-12 with 2B, HR and 4 RBI in 3 games of NLDS vs. Dodgers.**

## 2007

**In his 1st season with Chicago, proved to be versatile in field, appearing at 6 different positions in career-high 149 games...overall, batted .293 (147-for-502) with 10 HRs and 72 RBI.**

- Batted .317 (44-for-139) with RISP, including .328 (19-for-58) clip with RISP and 2 outs.
- Played 93 games at 2nd base (88 starts), 37 games at 3rd base (31 starts), one game at shortstop, 22 games in right field (13 starts), one start in left field and 9 games at 1st base (5 starts).
- Hit his 2nd career grand slam June 3 vs. Atlanta.
- Recorded his 500th career Major League hit with 7th inning single June 13 vs. Seattle.
- Had career-high 5 hits Aug. 16 and Sept. 17, both vs. Cincinnati.

## POSTSEASON HIGHLIGHTS

**Batted .333 (3-for-9) with 2 runs scored in 3 starts in NLDS against Arizona.**

## 2006

**Established career highs in nearly every offensive category with Texas, including games (136), at-bats (520), runs (78), hits (154), 2Bs (40), HRs (13) and RBI (74)...ended campaign with career-high (minimum 250 at-bats) .296 batting average (154-for-520), while his 74 RBI were more than he totaled in 2003-2005 seasons combined with Atlanta and Texas (73).**

- Excelled against southpaws, batting .342 (50-for-146).
- Appeared at 6 different defensive positions and was one of 9 Major Leaguers to start at all 4 infield positions.
- Left his 1st start of season April 6 vs. Detroit with sprained left foot and was placed on 15-day DL on April 15.
- Recorded career-high 11-game hit streak from May 30-June 11.

## 2005

**Batted .243 with 8 HRs and 20 RBI in his 1st American League campaign with Rangers.**

- Belted career-high 8 HRs in just 148 at-bats, surpassing previous high of 6 home runs set in 2003...
- Former Penn standout started 7 games alongside former Princeton hurler Chris Young...they were just 2nd Ivy League tandem in last 50 years to start for same team.

## Giants Gems

- > **Avid Dallas Cowboys fan**, despite growing up Carlstadt, N.J., which was just miles from Giants Stadium in the Meadowlands.
- > Had invitations from Rutgers, Seton Hall and William & Mary. But his parents encouraged him to go to the Wharton School of Business at Penn.
- > DeRosa had been a shortstop from Little League to the pros. But he learned to be a utility player when shortstop Rafael Furcal joined the Atlanta Braves in 2000. "When I first got to the big leagues, it was a grind to get in the lineup," he says. "I did what I had to do."
- > He did not get 500 at-bats in a season until he was 31.

### 2004

**Started 71 games for NL East champs (Braves), batting .239 (74-for-309) in 118 games.**

- > Tore his right anterior cruciate ligament in knee while fielding ball in hole in 6th inning Sept. 25 vs. Florida...had reconstructive surgery within week and rehabbed during offseason.

### 2003

**Batted .263 (70-for-200) in 103 games for Braves and appeared in 4 postseason contests in his 1st full season in Majors.**

#### POSTSEASON HIGHLIGHTS

**Appeared in 4 games in Division Series against Cubs, batting .429 (3-for-7) with 2 2Bs and 2 RBI.**

### 2002

**Batted .297 (63-for-212) in 72 games with Braves, as he was on disabled list for nearly 2 months.**

- > Sustained an ankle injury rounding 1st base May 17 at Colorado.
- > Was on disabled list from May 18-July 17 with torn tissue in right ankle.

#### POSTSEASON HIGHLIGHTS

**Went 3-for-7 (.429) with 3 RBI in 4 games of Division Series against San Francisco.**

### 2001

**Filled in for an injured Rafael Furcal at shortstop before switching to backup role with Atlanta's acquisition of Rey Sanchez at trading deadline...batted .287 (47-for-164) with 3 HRs and 20 RBI in 66 games for Braves.**

- > Began season at triple-A Richmond and was recalled June 1.
- > His 1st big league homer was walk-off, solo shot to start 10th inning off Expos Graeme Lloyd July 21 at Turner Field in 2-1 Braves win.

#### POSTSEASON HIGHLIGHTS

**Went 1-for-5 (.200) in 5 postseason contests.**

### 2000

**Spent limited time with Braves for 3rd-straight season.**

### 1999

**Played majority of season at triple-A Richmond, batting .272 (99-for-364) in 105 games.**

### 1998

**In just his 3rd professional season finished 2nd on double-A Greenville squad in games (125) and at-bats (161)...led all Southern League shortstops with .964 fielding pct.**

- > Braves purchased his contract from Greenville on Sept. 2...appeared in 5 games with Atlanta, going 1-for-3.
- > Made his Major League debut Sept. 2 against Houston as pinch hitter.
- > Recorded his 1st big league hit —single off Vladimir Nunez — Sept. 20 at Arizona, coming in as pinch-hitter for Ozzie Guillen.

### 1997

**Hit .269 (93-for-346) in 92 games for Class A Durham in his 2nd professional season.**

- > Hit for cycle May 2 at Wilmington.
- > Broke hamate bone in his left hand on check swing June 28 at Salem...came off disabled list Aug. 13.
- > Participated in Carolina League All-Star game.

### 1996

**In his 1st professional season with Class A Eugene, batted .259 (66-for-255) in 70 games.**

## A GIANT IN THE COMMUNITY

- > In his 1st season with San Francisco was an active member in Bay Area community.
- > Visited Exploratorium and spoke to kids about science of baseball...was one of several Giants to attend annual Picnic in Park...took part in home plate ceremony for

Jefferson Awards.

- > During his time in Chicago he supported Chicago RBI (Reviving Baseball in Inner Cities) program, as well as Special Olympics Chicago.

## PERSONAL

- > Married (Heidi)...daughter (Gabriella)...son (Brooks).
- > Attended University of Pennsylvania, where he played baseball and football...was Quakers starting quarterback from 1993-1995.
- > Graduated from Bergen Catholic High School in Oradell,

N.J. in 1993...played baseball and football, receiving All-State honors in both sports.

- > Signed into Atlanta Braves organization by current Royals GM Dayton Moore (7th round selection by ATL in 1996).

## MARK THOMAS DeROSA

Year	Club	AVG	G	AB	R	H	2B	3B	HR	RBI	SH	SF	HP	BB-I	SO	SB-CS	E	SLG	OBP
1996	Eugene-A	.259	70	255	43	66	13	1	2	28	0	2	5	38-1	48	3-4	24	.341	.363
1997	Durham-A	.269	92	346	51	93	11	3	8	37	2	4	10	25-2	73	6-8	21	.387	.332
1998	Greenville-AA	.267	125	461	67	123	26	2	8	49	5	2	5	60-2	57	7-13	20	.384	.356
	Atlanta	.333	5	3	2	1	0	0	0	0	0	0	0	0-0	1	0-0	0	.333	.333
1999	Richmond-AAA	.272	105	364	41	99	16	2	1	40	3	4	5	21-1	49	7-6	20	.335	.317
	Atlanta	.000	7	8	0	0	0	0	0	0	0	0	0	0-0	2	0-0	0	.000	.000
2000	Richmond-AAA	.292	101	370	62	108	22	3	3	35	6	4	3	38-0	36	13-4	19	.392	.359
	Atlanta	.308	22	13	9	4	1	0	0	3	0	0	0	2-0	1	0-0	0	.385	.400
2001	Atlanta	.287	66	164	27	47	8	0	3	20	1	2	5	12-6	19	2-1	7	.390	.350
	Richmond-AAA	.296	49	186	31	55	18	0	2	17	1	4	1	17-0	22	7-3	4	.425	.351
2002	Richmond-AAA	.255	16	55	9	14	3	0	0	6	0	0	2	5-0	2	2-0	3	.309	.339
	Atlanta	.297	72	212	24	63	9	2	5	23	2	3	3	12-3	24	2-3	6	.429	.339
	Myrtle Beach-A	.000	2	7	0	0	0	0	0	0	0	0	0	1-0	1	0-0	1	.000	.125
2003	Atlanta	.263	103	266	40	70	14	0	6	22	0	1	5	16-0	49	1-0	6	.383	.316
2004	Atlanta	.239	118	309	33	74	16	0	3	31	4	6	3	23-3	53	1-3	12	.320	.293
2005	Texas	.243	66	148	26	36	5	0	8	20	0	0	2	16-0	35	1-0	3	.439	.325
2006	Oklahoma-AAA	.500	3	12	2	6	1	0	0	0	0	0	0	0-0	1	0-0	0	.583	.500
	Texas	.296	136	520	78	154	40	2	13	74	0	2	6	44-1	102	4-4	5	.456	.357
2007	Chicago-NL	.293	149	502	64	147	28	3	10	72	3	4	7	58-2	93	1-2	11	.420	.371
2008	Chicago-NL	.285	149	505	103	144	30	3	21	87	2	8	9	69-0	106	6-0	11	.481	.376
2009	Cleveland	.270	71	278	47	75	13	0	13	50	1	3	3	29-1	63	1-1	9	.457	.342
	St. Louis	.228	68	237	31	54	10	1	10	28	1	2	4	18-0	58	2-1	0	.405	.291
2010	San Francisco	.194	26	93	9	18	3	0	1	10	0	0	2	9-0	16	0-2	2	.258	.279
	San Jose-A	.000	1	4	0	0	0	0	0	0	0	0	0	1-0	1	0-0	0	.000	.000
	Fresno-AAA	.364	3	11	1	4	1	0	0	1	0	0	0	1-0	2	0-0	0	.455	.417
<b>Minor Totals</b>		<b>.274</b>	<b>567</b>	<b>2071</b>	<b>307</b>	<b>568</b>	<b>111</b>	<b>11</b>	<b>24</b>	<b>213</b>	<b>17</b>	<b>20</b>	<b>31</b>	<b>207-6</b>	<b>292</b>	<b>45-38</b>	<b>112</b>	<b>.373</b>	<b>.346</b>
<b>A.L. Totals</b>		<b>.280</b>	<b>273</b>	<b>946</b>	<b>151</b>	<b>265</b>	<b>58</b>	<b>2</b>	<b>34</b>	<b>144</b>	<b>1</b>	<b>5</b>	<b>11</b>	<b>89-2</b>	<b>200</b>	<b>6-5</b>	<b>17</b>	<b>.453</b>	<b>.347</b>
<b>N.L. Totals</b>		<b>.269</b>	<b>785</b>	<b>2312</b>	<b>342</b>	<b>622</b>	<b>119</b>	<b>9</b>	<b>59</b>	<b>296</b>	<b>13</b>	<b>26</b>	<b>38</b>	<b>219-14</b>	<b>422</b>	<b>15-12</b>	<b>55</b>	<b>.405</b>	<b>.339</b>
<b>M.L. Totals</b>		<b>.272</b>	<b>1058</b>	<b>3258</b>	<b>493</b>	<b>887</b>	<b>177</b>	<b>11</b>	<b>93</b>	<b>440</b>	<b>14</b>	<b>31</b>	<b>49</b>	<b>308-16</b>	<b>622</b>	<b>21-17</b>	<b>72</b>	<b>.419</b>	<b>.341</b>

## DIVISION SERIES RECORD

Year	Club, Opp	AVG	G	AB	R	H	2B	3B	HR	RBI	SH	SF	HP	BB-I	SO	SB-CS	E	SLG	OBP
2001	ATL vs. HOU	.100	1	1	0	1	0	0	0	0	0	0	0	0-0	0	0-0	0	.100	.100
2002	ATL vs. SF	.429	4	7	2	3	1	1	0	3	0	0	0	1-0	1	0-0	0	.857	.500
2003	ATL vs. CHC	.429	4	7	1	3	2	0	0	2	0	0	0	1-0	2	0-0	0	.714	.500
2007	CHC vs. ARI	.333	3	9	2	3	0	0	0	0	0	0	1	2-0	2	0-0	0	.333	.500
2008	CHC vs. LAD	.333	3	12	2	4	2	0	1	4	0	0	0	0-0	1	0-0	1	.750	.333
2009	STL vs. LAD	.385	3	13	1	5	1	0	0	1	0	0	0	0-0	2	0-0	0	.462	.385
<b>LDS Totals</b>		<b>.388</b>	<b>18</b>	<b>49</b>	<b>8</b>	<b>19</b>	<b>6</b>	<b>1</b>	<b>1</b>	<b>10</b>	<b>0</b>	<b>0</b>	<b>1</b>	<b>4-0</b>	<b>8</b>	<b>0-0</b>	<b>1</b>	<b>.612</b>	<b>.444</b>

## CHAMPIONSHIP SERIES RECORD

Year	Club, Opp	AVG	G	AB	R	H	2B	3B	HR	RBI	SH	SF	HP	BB-I	SO	SB-CS	E	SLG	OBP
2001	ATL vs. ARI	.000	4	4	0	0	0	0	0	0	0	0	0	0-0	0	0-0	0	.000	.000

## WORLD BASEBALL CLASSIC RECORD

Year	Club	AVG	G	AB	R	H	2B	3B	HR	RBI	SH	SF	HP	BB-I	SO	SB-CS	E	SLG	OBP
2009	USA	.316	6	19	3	6	1	1	1	9	0	0	1	1-0	3	0-0	0	.632	.364

## CAREER TRANSACTIONS

- Selected by Atlanta in 7th round of 1996 June draft. Signed by Dayton Moore.
- Placed on Disabled List with torn tissue in right ankle, May 18-July 17, 2002 (including rehabilitation assignment at Myrtle Beach).
- Elected free agency, Dec. 19, 2004.
- Signed by Texas as free agent, Jan. 21, 2005.
- Placed on Disabled List with strained left foot, April 15-30, 2006 (including rehabilitation assignment at Oklahoma).
- Elected free agency, Oct. 28, 2006.
- Signed by Chicago-NL as free agent, Nov. 14, 2006.
- Acquired by Cleveland in exchange for RHP Jeff Stevens, RHP Chris Archer and LHP John Gaub, Dec. 31, 2008.
- Acquired by St. Louis in exchange for RHP Chris Perez and RHP Jess Todd, July 1, 2009.
- Placed on Disabled List with sprained left wrist, July 7-18, 2009.
- Elected free agency, Nov. 5, 2009.
- Signed by San Francisco as free agent (2-year contract) on Jan. 1, 2010.
- Placed on 15-day Disabled List with sore left wrist, May 17, 2010 (including rehabilitation assignment at San Jose).
- Recalled from minors rehab assignment, June 15, 2010.
- Transferred to 60-day Disabled List, June 25, 2010; removed from 60-day Disabled List, Nov. 9, 2010.

## CAREER FIELDING

Position	PCT.	G	PO	A	E	TC	DP
1st Base	.982	23	105	2	2	109	17
2nd Base	.980	311	506	696	24	1226	151
3rd Base	.955	311	157	530	32	719	44
Shortstop	.974	139	148	299	12	459	66
Outfield	.995	233	401	8	2	411	1

## CAREER HIGHS

- **Hits:** 5 (2x), last: Sept. 17, 2007 vs. CIN (w/CHC)
- **Runs:** 4 (2x), last: April 28, 2009 vs. BOS (w/CLE)
- **Doubles:** 2 (9x), last: Aug. 5, 2008 vs. HOU (w/CHC)
- **Triples:** 1 (11x), last: Sept. 18, 2009 vs. CHC (w/STL)
- **Home Runs:** 2 (4x), last: Sept. 21, 2009 at HOU (w/STL)
- **RBI:** 6 (4x), last: April 18, 2009 at NYY (w/STL)
- **Walks:** 3 (3x), last: Aug. 20, 2009 at SD (w/STL)
- **Stolen Bases:** 2, Sept. 12, 2009 vs. ATL (w/STL)
- **Longest Hitting Streak:** 11 games (2x), last: May 9-20, 2008 (w/CHC)

## CAREER HOME RUN CHART

- **Multi-HR Games (4)**
  - Aug. 9, 2006 at OAK (w/TEX)
  - June 30, 2008 at SF (w/CHC)
  - July 21, 2009 at HOU (w/STL)
  - Sept. 21, 2009 at HOU (w/STL)
- **3-HR Games (0)**
- **Grand Slams (5)**
  - Aug. 4, 2006 at LAA (off John Lackey) (w/TEX)
  - June 3, 2007 vs. ATL (off Lance Cormier) (w/CHC)
  - June 30, 2008 at SF (off Billy Sadler) (w/CHC)
  - Aug. 6, 2008 vs. HOU (off Brandon Backe) (w/CHC)
  - June 9, 2009 vs. KC (off Jamey Wright) (w/CLE)
- **Pinch-Hit (2)**
  - May 1, 2003 at HOU (off Billy Wagner) (w/ATL)
  - Sept. 17, 2005 vs. SEA (off Eddie Guardado) (w/TEX)
- **Inside-the-Park (0)**
- **Game Ending (2)**
  - July 21, 2001 vs. MON (off Graeme Lloyd) (w/ATL)
  - May 3, 2006 vs. BAL (off John Halama) (w/TEX)
- **Leadoff (0)**

# Steven Edlefsen

## RIGHT-HANDED PITCHER

**Birthdate:** June 27, 1985

**2011 Opening Day Age:** 25

**Birthplace:** Minneapolis, Minnesota

**Resides:** Bloomington, Minnesota

**Bats:** Switch      **Throws:** Right

**Height:** 6-2      **Weight:** 197

**M.L. Service:** None

**How Obtained:** Giants' 16th round selection in 2007 First-Year Player Draft

**Contract Status:** Signed through 2011



### CAREER

**25-year-old right-hander has quickly climbed San Francisco's organizational ladder, making stops at all 4 full-season affiliates...has been strictly used as reliever over 4-year career, building impressive resume by going 25-8 with 2.46 ERA (67er, 244.2ip) in 155 contests.**

- > Has struck out an average of 8.30 batters per 9.0 innings in his 4 years in minors (225so, 244.2ip).
- > Was SF's 16th round pick in 2007 draft.
- > Was added to 40-man roster over 2010 winter.

### 2010 SEASON

**Completed his 1st full season with triple-A Fresno where he appeared in career-high 49 games, going 7-2 with 6 saves and 2.38 ERA (17er, 64.1ip), while holding opponents to .239 (55-for-230) avg. against.**

- > Was unscored upon in 36 of his 49 outings.
- > August was his best month as he went 1-0 with one save and 1.69 ERA (2er, 10.2ip)...limiting opposition to .263 (10-for-38) avg. against.
- > Posted stronger 1st half as he went 6-1 with 5 saves and 1.89 ERA (10er, 47.2ip), while walking 22 and striking out 40...struggled in 2nd half as he went 1-1, with one save, while fashioning 3.78 ERA (7er, 16.2ip).

### 2009

**Made stops at 3 different levels in 2009, starting year at double-A Connecticut, then moving to Class A Advanced San Jose, and finishing campaign at triple-A Fresno...combined for 8-1 record with 1.95 ERA (15er, 69.1ip), 7 saves and 72 strikeouts in 49 games.**

- > Began year in double-A Connecticut appearing in only 6 games and going 2-0 with 3.18 ERA (4er, 11.1ip).
- > Made 1st appearance for Class A Advanced San Jose May 10...went 1-1 with 7 saves in 7 opportunities with 0.96 ERA (3er, 28.0ip), while walking only 13 and striking out 40 in 21 games.
- > Posted 12.0 inning-scoreless streak June 10-July 8, going 1-0 with 0.00 ERA (0er, 12.0ip), 3 saves and 18 strikeouts, while allowing only 3 hits.
- > Was promoted to Fresno July 10 and went 5-0 with 2.40 ERA (8er, 30.0ip), 2 saves and 24 strikeouts in 22 games.
- > Appeared in Arizona Fall League and went 3-0 with 2.08 figure (3er, 13.0ip) in 13 games.

### 2008

**Spent entire season with Class A Advanced San Jose, leading club in relief innings (77.2), as well as appearing in 2nd-most games (40) as reliever.**

- > Finished year by going 8-5 with 3.36 ERA (29er, 77.2ip) and 77 strikeouts.
- > Excelled at home with 6-3 record and 2.81 ERA (13er, 41.2ip).
- > Struck out career-high 7 batters Aug. 24 vs. High Desert in 3.0 innings of relief.
- > At conclusion of season played for Waikiki Beach Boys of Hawaiian Winter Baseball League and allowed 15 earned runs in 12.2 innings (10.66 ERA) in 11 relief appearances.

### 2007

**Spent 1st professional season with short-season Salem-Keizer, going 2-0 with 1.62 ERA (6er, 33.1ip) and 26 strikeouts in 18 games.**

- > Had impressive run over his last 9 games, going 1-0 with 0.54 ERA (1er, 16.2ip) and 17 strikeouts.

**PERSONAL**

- > Married (Christine, Nov. 27, 2010).
- > Graduated from Jefferson (Bloomington, MN) High School.
- > Attended Barton County (KS) Community College and University of Nebraska.
- > Was mostly infielder during college career.
- > Had Tommy John surgery and did not play in 2005.
- > Originally 41st round selection by Boston in 2004 draft, but did not sign.

**STEVEN EDLEFSEN**

Year	Club	W-L	ERA	G	GS	CG	SHO	SV	IP	H	R	ER	HR	HB	BB	SO	WP	BK
2007	Salem-Keizer-A	2-0	1.62	18	0	0	0	2	33.1	14	8	6	0	3	16	26	2	0
2008	San Jose-A	8-5	3.36	40	0	0	0	0	77.2	71	34	29	5	7	38	77	7	0
2009	Connecticut-AA	2-0	3.18	6	0	0	0	0	11.1	10	4	4	1	2	8	8	2	0
	San Jose-A	1-1	0.96	21	0	0	0	7	28.0	15	4	3	1	0	13	40	1	0
	Fresno-AAA	5-0	2.40	22	0	0	0	2	30.0	23	9	8	2	3	16	24	2	1
2010	Fresno-AAA	7-2	2.38	49	0	0	0	6	64.1	55	22	17	6	3	34	50	3	0
<b>Minor Totals</b>		<b>25-8</b>	<b>2.46</b>	<b>155</b>	<b>0</b>	<b>0</b>	<b>0</b>	<b>17</b>	<b>244.2</b>	<b>188</b>	<b>81</b>	<b>67</b>	<b>15</b>	<b>18</b>	<b>125</b>	<b>225</b>	<b>17</b>	<b>1</b>

**CAREER TRANSACTIONS**

- Selected by San Francisco in 16th round of 2007 First-Year Player Draft. Signed by Todd Thomas.

**Giants Birthdays**

January	Player	2011 Age	August	Player	2011 Age		
17	Emmanuel Burriss	26	1	Madison Bumgarner	22		
26	Andres Torres	33	11	Pablo Sandoval	25		
February	Player	2011 Age	17	Thomas Neal	24		
	15	Nate Schierholtz	27	21	Ehire Adrianza	22	
	26	Mark DeRosa	36	29	Aaron Rowand	34	
			31	Ramon Ramirez	30		
March	Player	2011 Age	September	Player	2011 Age		
	1	Mark Gardner		49	24	Travis Ishikawa	28
	3	Ron Wotus		50	29	Tim Flannery	54
	4	Sergio Romo	28	October	Player	2011 Age	
	16	Brian Wilson	29		1	Matt Cain	27
	27	Buster Posey	24			Darren Ford	26
	30	Dan Runzler	26			Roberto Kelly	47
April	Player	2011 Age	7	Ryan Rohlinger	28		
	16	Bruce Bochy	56	10	Pat Burrell	35	
May	Player	2011 Age	22	Eli Whiteside	32		
	13	Barry Zito	33	24	Bill Hayes	54	
	21	Casilla, Jose	22	31	Alex Hinshaw	29	
	25	Miguel Tejada	37	November	Player	2011 Age	
	June	Player	2011 Age		19	Jonathan Sanchez	29
1		Francisco Peguero	23		28	Dave Righetti	53
6		Jeremy Affeldt	32	December	Player	2011 Age	
9		Mike Fontenot	31		5	Clayton Tanner	24
15		Tim Lincecum	27		20	Aubrey Huff	35
23	Hensley Meulens	44	21		Freddy Sanchez	34	
27	Steve Edlefsen	26	23		Cody Ross	30	
July	Player	2011 Age					
	11	Javier Lopez	34				
	18	Conor Gillaspie	24				
	25	Santiago Casilla	31				
	28	Henry Sosa	26				

# Brad Eldred

## INFILDER

**Birthdate:** July 12, 1980

**2011 Opening Day Age:** 30

**Birthplace:** Ft. Lauderdale, Florida

**Resides:** Sebring, Florida

**Bats:** Right      **Throws:** Right

**Height:** 6-6      **Weight:** 268

**M.L. Service:** 148 days

**How Obtained:** Signed minor league contract on Dec. 18, 2010

**Contract Status:** Non-Roster Invitee



### CAREER

**Heavy-hitting 1st baseman has averaged HR every 4.0 games at minor league level...has hit at least 20 HRs in 5 of his 9 professional seasons.**

- > Burst onto big league scene with Pittsburgh in 2005, belting 12 HRs and driving in 27 RBI in just 55 games over final 2 months of season.
- > Was once cited by *Baseball America* as 'Best Power Hitter' and No. 8 prospect in Pittsburgh organization.

### 2010 SEASON

**In his 9th professional season, Eldred split campaign between triple-A Colorado Springs and Rockies.**

- > Named Pacific Coast League mid-season All-Star.
- > Hit .264 (64-for-384) with 30 HRs and drove in 84 runs while playing for Colorado Springs...his 30 HRs were 2nd-highest total in his career (35 in 2008) and were 5th-most in PCL.
- > Hit 3 HRs May 23 at Iowa and recorded 4 different multi-HR games throughout season.
- > Batted .341 (31-for-91) with 11 HRs and 31 RBI in month of May.
- > Went 7-for-11 (.636) with HR and 17 RBI when batting with bases loaded.
- > Appeared in just 11 games with Colorado, going 6-for-24 (.250) with HR and 3 RBI.

### 2009

**Spent entire campaign with triple-A Syracuse batting .269 (95-for-353) with 17 HRs and 59 RBI in 105 games.**

- > Missed month of season from July 21-Aug. 15 with right heel contusion.

### 2008

**While playing for Charlotte, led triple-A International League and all Chicago White Sox farmhands with 35 HRs and 100 RBI despite missing full month due to injury.**

- > Was selected to IL mid-season and postseason All-Star teams.
- > Fractured finger on his left hand, June 22, and went on DL from June 23-July 22.
- > Named International League Player of Week for May 11 (.433, 4 HRs, 8 RBI).
- > Played with Aguilas del Zulia in Venezuelan Winter League.

### 2007

**Played in 19 games with Pittsburgh, but spent majority of season with Indianapolis of triple-A International League.**

- > Made Pittsburgh's Opening Day roster for 1st time and batted .109 (5-for-46) with 2 HRs and 3 RBI.
- > Hit .209 (65-for-311) with 15 HRs and 45 RBI in 86 games for Indianapolis.

### 2006

**Played in just 18 games with triple-A Indianapolis after suffering injury.**

- > Suffered fractured left thumb and damaged collateral ligament in joint during collision at 1st base on April 23 and missed remainder of season.
- > Participated in Arizona Fall League and hit .231 (15-for-65) with HR and 8 RBI in 18 games with Grand Canyon.

## 2005

### Combined to hit 40 HRs at 3 different levels of play.

- > Hit 13 HRs at double-A, 15 at triple-A and 12 with Pittsburgh to become just 3rd player ever to hit 10-or-more HRs at 3 different levels during same season; joining Erubiel Durazo in 1999 and Adam Dunn in 2001.
- > Was recalled by Pittsburgh on July 22 and made his 1st Major League start that night vs. Colorado...singled off Jamey Wright in his 1st big league at-bat...picked up 1st ML RBI on July 23.
- > Went 4-for-4 with 3 2Bs and 3 RBI, including "walk-off" 2B, in Pittsburgh's 9-8 win vs. San Diego on Aug. 3.
- > Connected off Los Angeles' Derek Lowe at PNC Park for 1st Major League HR Aug. 5.
- > His 6 HRs during month of Aug., which tied Philadelphia's Ryan Howard for lead among all Major League rookies.
- > Made 50 appearances (46 starts) at 1st base for Pirates and committed 7 errors (6 fielding and one throwing).
- > Overall, batted .221 (42-for-190) with 12 HRs and 27 RBI in 55 games with Pittsburgh.
- > Participated in Arizona Fall League and batted .289 (28-for-97) with 7 HRs and 28 RBI in 25 games for Peoria Saguaros.
- > Also played winter ball in Mexico and hit .211 (8-for-38) in 10 games with Mazatlan.

## 2004

### Named Pittsburgh's Minor League Player of Year after combining to hit .301 with 38 HRs and 137 RBI in 130 games between Class A Lynchburg and Altoona.

- > Led all minor league players with 137 RBI and ranked 6th with 38 HRs.
- > Named MVP of Carolina League and was postseason All-Star, despite playing just 91 games.
- > Began season with Lynchburg and finished as Carolina League leader in slugging pct. (.570) despite being promoted to double-A in mid-July.
- > Despite hitting .323 with 15 HRs and 62 RBI in 1st half of season, was not selected to Carolina League All-Star team.
- > Promoted to Altoona on July 21...was named Eastern League Player of Month for August after hitting .340 with 14 HRs and 50 RBI in 27 games.

## 2003

### Spent entire season with Class A Hickory, batting .250 (105-for-420) with 28 HRs and 80 RBI in 115 games.

- > Led South Atlantic League 1st baseman with .990 fielding pct. (min. of 93 games played).
- > Led team in HRs, RBI and extra-base hits (50).
- > Led League in HR/AB ratio, homering once every 15 times per at bat...ranked 2nd among league leaders in HRs, tied for 3rd in RBI and ranked 4th in extra-base hits.

## 2002

### Spent 1st professional season with Class A Williamsport after being selected by Pittsburgh in 6th round of June draft...batted .283 (78-for-276) with 22 2Bs, 10 HRs and 48 RBI in 72 games.

- > Named to New York-Penn League All-Star team.
- > Led club in HRs, RBI, runs scored (43), games played and extra base hits (35).
- > Ranked 2nd among league leaders in total bases (136), 3rd in HRs, 2B and strikeouts and 4th in RBI.
- > Set franchise record with 22 2Bs, besting Eric Hinske's mark (19) set in 1998.

## PERSONAL

- > Married (Cindy).
- > Graduated from Coconut (FL) High School...named First-Team All-State as senior after batting .449 with 29 stolen bases and 39 runs scored.
- > Played 4 seasons of baseball at Florida International University in Miami...hit .338 with 44 HRs and 142 RBI over his 4-year career with Panthers.
- > Was named Sun Belt Conference Player of Year as senior (2002), batting .358 with an NCAA-leading 29 HRs and 71 RBI in 61 games.

## BRADLEY ROSS ELDRED

Year	Club	AVG	G	AB	R	H	2B	3B	HR	RBI	SH	SF	HP	BB-I	SO	SB-CS	E	SLG	OBP
2002	Williamsport-A	.283	72	276	43	78	22	3	10	48	0	2	6	18-4	74	10-1	10	.493	.338
2003	Hickory-A	.250	115	420	62	105	22	0	28	80	0	3	11	38-2	142	7-1	9	.502	.326
2004	Lynchburg-A	.310	91	335	54	104	22	1	21	77	0	3	15	35-3	97	5-2	10	.570	.397
2005	Altoona-AA	.279	39	147	24	41	9	0	17	60	0	0	5	6-0	51	0-0	2	.687	.329
	Altoona-AA	.333	21	84	22	28	6	0	13	27	0	1	0	8-1	25	1-1	2	.869	.387
	Indianapolis-AAA	.282	54	195	31	55	13	1	15	48	0	2	3	14-1	57	4-0	4	.590	.336
	<b>Pittsburgh</b>	<b>.221</b>	<b>55</b>	<b>190</b>	<b>23</b>	<b>42</b>	<b>9</b>	<b>0</b>	<b>12</b>	<b>27</b>	<b>0</b>	<b>2</b>	<b>3</b>	<b>13-0</b>	<b>77</b>	<b>1-1</b>	<b>7</b>	<b>.458</b>	<b>.279</b>
2006	Indianapolis-AAA	.226	18	62	10	14	7	0	3	10	0	1	0	8-0	18	1-1	1	.484	.310
2007	<b>Pittsburgh</b>	<b>.109</b>	<b>19</b>	<b>46</b>	<b>3</b>	<b>5</b>	<b>1</b>	<b>0</b>	<b>2</b>	<b>3</b>	<b>0</b>	<b>0</b>	<b>0</b>	<b>1-1</b>	<b>16</b>	<b>0-0</b>	<b>0</b>	<b>.261</b>	<b>.128</b>
	Indianapolis-AAA	.209	86	311	37	65	10	2	15	45	0	2	9	20-1	90	9-3	1	.399	.275
2008	Charlotte-AAA	.244	114	427	62	104	22	1	*35	100	0	3	11	28-5	144	3-3	10	.546	.305
2009	Syracuse-AAA	.269	106	353	53	95	26	0	17	59	0	1	11	30-1	96	6-4	5	.487	.344
2010	<b>Colorado</b>	<b>.250</b>	<b>11</b>	<b>24</b>	<b>4</b>	<b>6</b>	<b>1</b>	<b>0</b>	<b>1</b>	<b>3</b>	<b>0</b>	<b>0</b>	<b>1</b>	<b>2-0</b>	<b>10</b>	<b>0-0</b>	<b>0</b>	<b>.417</b>	<b>.333</b>
	Colo Spgns-AAA	.264	106	394	67	104	27	1	30	84	0	2	5	33-2	119	6-0	7	.566	.327
<b>Minor Totals</b>		<b>.264</b>	<b>822</b>	<b>3004</b>	<b>465</b>	<b>793</b>	<b>186</b>	<b>9</b>	<b>204</b>	<b>638</b>	<b>0</b>	<b>20</b>	<b>76</b>	<b>238-20</b>	<b>913</b>	<b>52-16</b>	<b>61</b>	<b>.536</b>	<b>.332</b>
<b>M.L. Totals</b>		<b>.204</b>	<b>85</b>	<b>260</b>	<b>30</b>	<b>53</b>	<b>11</b>	<b>0</b>	<b>15</b>	<b>33</b>	<b>0</b>	<b>2</b>	<b>4</b>	<b>16-1</b>	<b>103</b>	<b>1-1</b>	<b>7</b>	<b>.419</b>	<b>.259</b>

\*Led League

## CAREER TRANSACTIONS

- Selected by Pittsburgh in 6th round of First-Year Player Draft. Signed by Delvy Santiago.
- Signed by Chicago-AL as free agent, Dec. 23, 2007.
- Signed by Washington as free agent, Nov. 20, 2008.
- Signed by Colorado as free agent, March 7, 2010.
- Signed Minor League contract with San Francisco, Dec. 27, 2010.

## CAREER FIELDING

Position	PCT.	G	PO	A	E	TC	DP
1st Base	.987	60	510	19	7	536	54
Outfield	1.000	8	8	0	0	8	0

## CAREER HIGHS

- **Hits:** 4, Aug. 3, 2005 vs. SD (w/PIT)
- **Runs:** 3, July 7, 2010 vs. STL (w/COL)
- **Doubles:** 3, Aug. 3, 2005 vs. SD (w/PIT)
- **Triples:** None
- **Home Runs:** 2, Sept. 14, 2005 at STL (w/PIT)
- **RBI:** 3 (2x), last: Sept. 24, 2005 at LAD (w/PIT)
- **Walks:** 2 (2x), last: July 18, 2010 at CIN (w/COL)
- **Stolen Bases:** 1, Sept. 11, 2005 at CIN (w/PIT)
- **Longest Hitting Streak:** 5 games, Aug. 17-21, 2005

## CAREER HOME RUN CHART

- **Multi-HR Games (1)**  
Sept. 14, 2005 at STL
- **3-HR Games (0)**
- **Grand Slams (0)**
- **Pinch-Hit (0)**
- **Inside-the-Park (0)**
- **Game Ending (0)**
- **Leadoff (0)**

# Terry Evans

## OUTFIELDER

**Birthdate:** January 19, 1982  
**2011 Opening Day Age:** 29  
**Birthplace:** Dublin Georgia  
**Resides:** Woodstock, Georgia  
**Bats:** Right      **Throws:** Right  
**Height:** 6-4      **Weight:** 211  
**M.L. Service:** 67 days  
**How Obtained:** Signed as minor league free agent, Dec. 16, 2010  
**Contract Status:** Non-Roster Invitee



### CAREER

**Veteran minor league outfielder has posted .274 clip (984-for-3,585) in 9 seasons with St. Louis (2002-2006) and Los Angeles-AL (2006-2010) organizations.**

- > Has .158 avg. (3-for-19) with home run in 20 games at Major League level.
- > Has 134 HRs and 165 SBs in 958 minor league games.
- > Posted combined "30-30" season in 2006 with 33 HRs and 37 SBs between St. Louis and Los Angeles-AL chains.
- > Was selected by St. Louis in 47th round of 2001 First-Year Player Draft.

### 2010 SEASON

**Spent majority of season with triple-A Salt Lake, hitting .283 (132-for-466) with 27 2Bs, 15 HRs and 19 SBs in 122 games.**

### 2009

**Hit .291 (156-for-537) with 104 runs, 33 2Bs, 26 HRs, 90 RBI and 28 SBs in 135 games for triple-A Salt Lake.**

- > Led Pacific Coast League with 279 total bases.
- > Selected to PCL mid-season and postseason All-Star squads.
- > Appeared in 11 games for Angels during July call-up, going 2-for-7 (.286).
- > Established himself as Salt Lake's 1st-ever "20-20" man.

### 2008

**Strained right shoulder limited slugger to just 46 games at triple-A Salt Lake.**

- > Batted .270 (47-for-174) with 12 2Bs, 4 HRs and 21 RBI with Salt Lake.
- > In 4 rehab appearances with rookie level Angels hit .417 (5-for-12) with 3 extra-base hits.

### 2007

**Batted career-best .316 (150-for-475) with 70 runs scored, 40 2Bs, 15 HRs and 24 SBs with triple-A Salt Lake.**

- > Was named to Pacific Coast League mid-season All-Star squad.
- > Led team in hits, 2Bs, total bases (243) and stolen bases.
- > Was promoted to Majors for 1st time on June 17 and made his big league debut that night at Los Angeles-NL, entering game as pinch-hitter (0-for-1) and remained in game as right-fielder.
- > Made his 1st career start June 20th vs. Houston and hit home run for his 1st Major League hit in 2nd inning becoming 4th Angel whose 1st hit was HR.
- > Named Angels' organizational Defensive Player of Month for July and committed just 1 error in 112 games.

### 2006

**Combined to hit .309 (15-for-501) with 23 2Bs, 33 HRs and 37 SBs with 2 different organizations (Angels and Cardinals) to post "30-30" season.**

- > Named to Florida State League mid-season All-Star squad representing Palm Beach.
- > Acquired by Angels in exchange for RHP Jeff Weaver on July 5 and assigned to double-A Arkansas.
- > Named to *Baseball America* 2nd-team minor league All-Star team.

### 2005

**Spent campaign with Class A Advanced Palm Beach and struggled with career-low .221 clip (85-for-385) in 114 games.**

- > Batted .447 (17-for-38) over 10-game stretch from May 13-25.

**2004**

**Split season between Class A Peoria and Class A Advanced Palm Beach combining to hit 15 HRs and 66 RBI.**

➤ Batted .222 (81-for-365) in 101 games with Peoria.

➤ Combined total of 66 RBI ranked 6th-most among Cards' minor leaguers.

**2003**

**Played entire season with Class A Peoria, posting .246 avg. (94-for-382) with 28 2Bs, 10 HRs and 41 RBI in 104 games.**

**2002**

**Spent 1st professional season with rookie-level Johnson City hitting .287 (66-for-230) in 60 games.**

➤ Led Appalachian League with 22 2Bs.

**PERSONAL**

➤ Married (Tanner, Dec. 8, 2007)...son (Ashur).

➤ Attended Middle Georgia (GA) College.

➤ Graduated from Christian (Dublin, GA) High School in 2000.

**MICHAEL TERRY EVANS**

Year	Club	AVG	G	AB	R	H	2B	3B	HR	RBI	SH	SF	HP	BB-I	SO	SB-CS	E	SLG	OBP
2002	Johnson City-R	.287	60	230	42	66	22	2	7	41	0	2	0	29-1	67	17-4	3	.491	.364
2003	Peoria-A	.246	104	382	35	94	28	1	10	41	4	2	3	19-0	86	13-6	3	.403	.286
2004	Peoria-A	.222	101	365	48	81	21	1	13	59	1	1	7	35-1	105	8-3	3	.392	.301
	Palm Beach-A	.224	19	58	7	13	4	0	2	7	0	1	1	4-0	16	1-0	2	.397	.281
2005	Palm Beach-A	.221	114	385	34	85	16	1	8	47	1	3	7	29-1	110	12-6	8	.330	.285
2006	Palm Beach-A	.311	60	238	43	74	10	1	15	45	0	1	4	20-0	50	21-1	1	.550	.373
	Springfield-AA	.307	21	75	13	23	4	0	7	20	0	1	5	3-0	21	5-1	0	.640	.369
	Arkansas-AA	.309	52	188	48	58	9	2	11	22	0	1	6	18-1	56	11-6	1	.553	.385
2007	Salt Lake-AAA	.316	120	475	70	150	40	4	15	75	2	2	2	26-1	119	24-9	1	.512	.352
	Los Angeles-AL	.091	8	11	3	1	0	0	1	2	0	0	0	2-0	4	0-0	0	.364	.231
2008	ARL-Angels-R	.417	4	12	5	5	2	0	1	2	0	0	0	2-0	2	0-0	0	.833	.500
	Salt Lake-AAA	.270	46	174	31	47	12	0	4	21	0	4	2	20-1	60	6-5	2	.408	.345
2009	Salt Lake-AAA	.291	135	537	104	156	33	6	26	90	2	8	5	40-1	146	28-5	5	.520	.341
	Los Angeles-AL	.286	11	7	2	2	0	0	0	1	0	0	0	0-0	2	0-0	0	.286	.286
2010	Los Angeles-AL	.000	1	1	0	0	0	0	0	0	0	0	0	0-0	0	0-0	0	.000	.000
	Salt Lake-AAA	.283	122	466	80	132	27	4	15	72	1	5	2	28-0	100	19-8	6	.455	.323
<b>Minor Totals</b>		.274	958	3585	560	984	228	22	134	542	11	31	44	273-7	938	165-54	35	.462	.331
<b>M.L. Totals</b>		.158	20	19	5	3	0	0	1	3	0	0	0	2-0	6	0-0	0	.316	.238

**CAREER TRANSACTIONS**

- Selected by St. Louis in 47th round of First-Year Player Draft. Signed by Roger Smith.
- Acquired by Los Angeles-AL in exchange for RHP Jeff Weaver, July 5, 2006.
- Signed by San Francisco as minor league free agent, Dec. 16, 2010.

**CAREER FIELDING**

Position	PCT.	G	PO	A	E	TC	DP
Outfield	1.000	16	11	0	0	11	0

**CAREER HIGHS**

- **Hits:** 1 (3x), last: Oct. 1, 2009 vs. TEX (w/LAA)
- **Runs:** 2, June 20, 2007 vs. HOU (w/LAA)
- **Doubles:** None
- **Triples:** None
- **Home Runs:** 1, June 20, 2007 vs. HOU (w/LAA)
- **RBI:** 2, June 20, 2007 vs. HOU (w/LAA)
- **Walks:** 1 (2x), last: Sept. 11, 2007 at BAL (w/LAA)
- **Stolen Bases:** None
- **Longest Hitting Streak:** 2 games, last: Sept. 30-Oct. 1, 2009 (w/LAA)

**CAREER HOME RUN CHART**

- **Multi-HR Games (0)**
- **3-HR Games (0)**
- **Grand Slams (0)**
- **Pinch-Hit (0)**
- **Inside-the-Park (0)**
- **Game Ending (0)**
- **Leadoff (0)**

# Mike Fontenot

## INFIELDER

**Birthdate:** June 9, 1980

**2011 Opening Day Age:** 30

**Birthplace:** Slidell, Louisiana

**Resides:** Lafayette, Louisiana

**Bats:** Left      **Throws:** Right

**Height:** 5-8      **Weight:** 166

**M.L. Service:** 3 years, 139 days

**How Obtained:** Acquired by Giants from Chicago-NL in exchange for minor league OF Evan Crawford on Aug. 11, 2010

**Contract Status:** Signed through 2011 (signed 1-year deal prior to 2011 season)



Fontenot

### CAREER

**5-year veteran has seen action at 2nd base, 3rd base and shortstop in 450 Major League contests with Cubs and Giants.**

- > Will be in his 2nd season with Giants, his 1st full season with club after being acquired on Aug. 11 in deal that sent minor league outfielder Evan Crawford to Chicago-NL.
- > Broke camp with Major League club for 1st time in 2008, and enjoyed his 1st full Major League season with Chicago-NL, hitting .305 in 119 contests.
- > Was originally selected by Baltimore in 1st round (19th overall) of 2001 Draft.
- > Was acquired by Cubs in trade that sent Sammy Sosa to Baltimore in February of 2005.

### 2010 SEASON

**Utility infielder split season between Cubs and Giants, batting .283 (68-for-240) with HR and 25 RBI in 103 games.**

- > Was acquired by Giants from Cubs prior to game on Aug. 11 in exchange for minor league outfielder Evan Crawford...with Cubs in town that night, Fontenot didn't have to go far to join his new team...he simply took off his Cubs jersey and walked down hallway to Giants clubhouse.
- > Went 20-for-71 (.282) in 28 games (15 starts) in Giants uniform...started 9 games at 2nd base and 3 at shortstop.
- > Batted .340 (18-for-53) with runners in scoring position, which was 11th-highest clip among NL players with at least 50 at-bats.
- > Led Cubs with .347 batting average (17-for-49) and .407 on-base pct. in May.
- > Delivered his 1st career grand slam on May 7 at Cincinnati, with pinch-hit blast in 8th inning off Carlos Fisher...was 1st by Cub since Derrek Lee's pinch-hit grand slam on May 19, 2007 vs. Chicago-AL.

### POSTSEASON HIGHLIGHTS

**Went 3-for-14 (.214) in 7 postseason games with San Francisco.**

- > Appeared in 3 of 4 NLDS games vs. Atlanta, starting final 2 contests at 3rd base...tripled and scored Giants' 1st run in Game 3 and went hitless in 2 at-bats in Game 4...overall, went 1-for-6 in NLDS.
- > Went 2-for-8 (.250) with BB and stolen base in 4 games of LCS against Philadelphia...made 2 starts at 3rd base in place of Pablo Sandoval.
- > Did not appear in any of 5 games of World Series against Texas, but was on 25-man roster.

## Giants Gems

- > His wife, Ashley, is a physical therapist in Baton Rouge.
- > **He always wore Number 22** because he **admired fellow Louisiana native Will Clark.**
- > When Mike was a senior at LSU, Brian Wilson came in as a freshman. He remembers that Wilson always threw hard and even back then was creative in his appearance. He once showed up on the field with his hair dyed red.
- > Fontenot **roomed with Eli Whiteside** in the rookie fall league in 2002 when both were with the Baltimore Orioles. They remained good friends as they climbed together from rookie ball through triple-A.

## 2009

**Spent his 2nd-consecutive full season in Majors with Chicago-NL, setting numerous career-bests including 135 games, 89 hits, 43 RBI and 35 walks...tied his career marks with 22 2Bs and 9 HRs, both accomplished in 2008.**

- > Played 70 games (63 starts) at 2nd base and 50 games (37 starts) at 3rd base – action at 3rd was 1st of his big league career...batted .245 (54-for-220) as 2nd baseman compared to .224 mark (30-for-134) while at 3rd.
- > Went 3-for-4 with 2 runs scored in his 1st career Opening Day start (at 2nd base) April 6 in Houston.
- > Tied his career high with 4 RBI April 8 in Houston, finishing game 2-for-5 with run scored and 2nd-inning, 3-run HR.
- > Homered in consecutive games for 2nd time in his career, April 27-28 in Arizona – also turned trick July 8 and 10, 2008 vs. Cincinnati.
- > Found himself at 3rd base for 10-straight starts, April 25-May 5, while Aramis Ramirez was recovering from strained calf...batted .314 (11-for-35) with 4 HRs and 10 RBI in that span.
- > Went 4-for-5 with RBI June 9 in Houston – 4 hits marked season-high and came on his 29th birthday.
- > Batted monthly-best .317 (13-for-41) in 19 Sept. games.

## 2008

**Batted .305 (74-for-243) in his 1st full season with Cubs.**

- > Hit .360 (36-for-100) following All-Star break.
- > Made 49 starts on season and appeared off bench in 70 contests...recorded .995 fielding percentage (1e, 193tc) in his 49 starts.
- > Was 7-for-33 (.212) as pinch-hitter...his 7 pinch-hits ranked 2nd on team (Daryle Ward, 8).
- > Recorded strong numbers in July, hitting .365 (19-for-52) with 6 2Bs, 3B, 4 HRs and 15 RBI in 21 games.
- > Reached base safely in career-high 14-consecutive games, June 25-July 18.
- > From June 19 through end of season, batted .347 (52-for-150) with 15 2Bs, 3B, 7 HRs and 28 RBI in 65 games.
- > Belted his 1st career pinch-homer Aug. 28 vs. Philadelphia, an 8th-inning solo shot that ignited 5-run inning, propelling Cubs to 6-4 victory.

### POSTSEASON HIGHLIGHTS

**Saw action in all 3 games of NLDS against Dodgers, including start in Game 3...all told, was 2-for-6 at dish.**

## 2007

**Spent majority of campaign with Chicago-NL, batting .278 (65-for-234) in 86 games.**

- > Produced .297 mark (54-for-182) off right-handed pitching compared to .212 avg. (11-for-52) off southpaws.
- > Had torrid June, hitting .397 (31-for-78) with .422 on-base pct. and 15 RBI.
- > Recalled by Cubs May 15 in New York and collected his 1st Major League hit that night with an 8th-inning, pinch-2B off Ambiorix Burgos.
- > Was optioned to triple-A Iowa May 18...recalled prior to game June 9 in Atlanta, making his 1st career start, getting nod at 2nd base and collecting his 1st career RBI.
- > Hit his 1st career HR June 10 off Braves' Buddy Carlyle.
- > Tied club's season high and set career mark for hits in game, going 5-for-5 with 2 2Bs and 2 RBI June 25 vs. Colorado.
- > Hit safely in 7-straight at-bats, June 24-25.
- > Posted career-high, 12-game hitting streak, June 17-30, batting .420 (21-for-50) with 6 2Bs, 3B, HR, 6 RBI and 11 runs.
- > Was runner-up in NL Rookie of Month voting for June after leading league with .397 (31-for-78) avg.
- > Began season with triple-A Iowa, hitting .336 (71-for-211) with 17 2Bs, 4 3Bs, 6 HRs and 34 RBI.
- > Was named Pacific Coast League Player of Week for May 7-13, hitting .581 with 13 RBI, 12 runs scored and 1.129 slugging pct.

### POSTSEASON HIGHLIGHTS

**Made 2 postseason appearances during NLDS against Arizona.**

- > Went 0-for-2 in 2 pinch-hitting appearances in Games 2 and 3.

## 2006

**Spent entire campaign with triple-A Iowa, leading team with .296 (107-for-362) clip.**

- > Hit .364 (28-for-77) in 26 June contests, his highest avg. of any month of season.
- > Batted .311 (59-for-190) on road as opposed to .279 mark (48-for-172) at home.
- > Recorded pinch-hit solo homer April 10 at Nashville.

## 2005

**Made his Major League debut with Cubs.**

- > Acquired by Cubs with RHP Dave Crouthers and OF Jerry Hairston Jr. in Feb. 2005 trade that sent Sammy Sosa to Baltimore.
- > Made his Major League debut with Cubs April 13 vs. San Diego in 1st game of doubleheader as pinch-runner in 9th inning and scored run.
- > Made his 1st plate appearance in 2nd game of doubleheader as pinch-hitter, drawing walk.
- > Appeared in 4 games for Cubs before returning to Iowa April 23...was also on big league roster, May 13-20.
- > Spent majority of season with triple-A Iowa, batting .272 with 22 2Bs, 10 3Bs, 6 HRs and 39 RBI.

**2004**

Set career highs in 2Bs (30) and 3Bs (10) in his 1st season at triple-A level...appeared in 136 games for Ottawa in his final season in Orioles organization.

**2003**

Was named Baltimore's Minor League Player of Year, leading farm system with .325 batting average...was named to Eastern League postseason All-Star team.

**2002**

Tied for team lead with 4 3Bs and 8 HRs in his 1st professional season with single-A Frederick.

**PERSONAL**

- > Married (Ashley, Nov. 27, 2010).
- > Attended Louisiana State University...was college teammate of current Giants closer Brian Wilson at LSU in his freshman year...was also college teammates with Los Angeles-NL' Ryan Theriot, as both were on school's National Championship team in 2000.
- > Set LSU freshman record with 17 HRs...hit .353 as freshman and .339 as sophomore, combining for 31 HRs in 2 seasons with Tigers.
- > Graduated from Salmen High School in Slidell, La.

**MIKE EUGENE FONTENOT**

Year	Club	AVG	G	AB	R	H	2B	3B	HR	RBI	SH	SF	HP	BB-I	SO	SB-CS	E	SLG	OBP
2002	Frederick-A	.264	122	481	61	127	16	4	8	53	9	5	10	42-1	117	13-9	25	.364	.333
2003	Bowie-AA	.325	126	449	63	146	24	5	12	66	4	4	8	50-3	89	16-5	18	.481	.399
2004	Ottawa-AAA	.279	136	524	73	146	30	10	8	49	4	5	9	48-0	111	14-7	22	.420	.346
2005	Iowa-AA	.272	111	379	60	103	22	10	6	39	3	2	6	59-3	77	3-2	13	.430	.377
	Chicago-NL	.000	7	2	4	0	0	0	0	0	0	0	1	2-0	0	0-0	0	.000	.600
2006	Iowa-AAA	.296	111	362	54	107	28	2	8	36	2	5	2	47-2	64	5-4	11	.450	.375
2007	Chicago-NL	.278	86	234	32	65	12	4	3	29	1	3	0	22-0	43	5-4	8	.402	.336
	Iowa-AAA	.336	55	211	46	71	17	4	6	34	2	1	1	16-2	32	3-1	4	.540	.384
2008	Chicago-NL	.305	119	243	42	74	22	1	9	40	3	1	3	34-2	51	2-0	1	.514	.395
2009	Chicago-NL	.236	135	377	38	89	22	2	9	43	0	5	2	35-4	83	4-1	7	.377	.301
2010	Chicago-NL	.284	75	169	14	48	11	3	1	20	1	2	3	10-0	28	1-2	6	.402	.332
	San Francisco	.282	28	71	10	20	2	0	0	5	0	0	0	5-0	13	0-2	3	.310	.329
Minor Totals		.291	661	2406	357	700	137	35	48	277	24	22	36	262-11	490	54-28	93	.437	.366
M.L. Totals		.270	450	1096	140	296	69	10	22	137	5	11	9	108-6	218	12-9	25	.411	.337

**DIVISION SERIES RECORD**

Year	Club, Opp	AVG	G	AB	R	H	2B	3B	HR	RBI	SH	SF	HP	BB-I	SO	SB-CS	E	SLG	OBP
2007	CHC vs. AZ	.000	2	2	0	0	0	0	0	0	0	0	0	0-0	1	0-0	0	.000	.000
2008	CHC vs. LAD	.333	3	6	0	2	0	0	0	0	0	0	0	0-0	0	0-0	0	.333	.333
2010	SF vs. ATL	.167	3	6	1	1	0	1	0	0	0	0	0	0-0	2	0-0	1	.500	.167
DS Totals		.214	8	14	1	3	0	1	0	0	0	0	0	0-0	3	0-0	1	.357	.214

**CHAMPIONSHIP SERIES RECORD**

Year	Club, Opp	AVG	G	AB	R	H	2B	3B	HR	RBI	SH	SF	HP	BB-I	SO	SB-CS	E	SLG	OBP
2010	SF vs. PHI	.250	4	8	0	2	0	0	0	0	0	0	0	0-0	2	1-0	1	.250	.333

**CAREER TRANSACTIONS**

- Selected by Baltimore in 1st round (19th overall) of 2001 First-Year Player Draft. Signed by Mike Tuller.
- Acquired by Chicago-NL along with RHP Dave Crouthers and OF Jerry Hairston Jr. in exchange for OF Sammy Sosa on Feb. 2, 2005.
- Acquired by San Francisco in exchange for minor league OF Evan Crawford, Aug. 11, 2010.
- Signed by San Francisco to 1-year contract on Dec. 2, 2010.

# CAREER FIELDING

Position	PCT.	G	PO	A	E	TC	DP
2nd Base	.983	263	410	516	16	942	117
3rd Base	.956	69	30	99	6	135	9
Shortstop	.906	13	13	16	3	32	2

# CAREER HIGHS

- **Hits:** 5, June 25, 2007 vs. COL (w/CHC)
- **Runs:** 3 (3x), last: July 20, 2008 at HOU (w/CHC)
- **Doubles:** 2, (2x), last: May 26, 2010 vs. LAD (w/CHC)
- **Triples:** 2, May 29, 2010 vs. STL (w/CHC)
- **Home Runs:** 1 (22x), last: May 7, 2010 at CIN (w/CHC)
- **RBI:** 4 (3x), last: May 7, 2010 at CIN (w/CHC)
- **Walks:** 3 (3x), last: April 11, 2009 at MIL (w/CHC)
- **Stolen Bases:** 2, July 20, 2007 vs. AZ (w/CHC)
- **Longest Hitting Streak:** 12 games, June 17-30, 2007 (w/CHC)

# CAREER HOME RUN CHART

- **Multi-HR Games (0)**
  - **3-HR Games (0)**
  - **Grand Slams (0)**
  - **Pinch-Hit (2)**
  - **Inside-the-Park (0)**
  - **Game Ending (0)**
  - **Leadoff (0)**
- August 28, 2008 vs. PHI (off Ryan Madson) (w/CHC)  
May 7, 2010 at CIN (off Carlos Fisher) (w/CHC)



Mike Fontenot

# Darren Ford

## OUTFIELDER

**Birthdate:** October 1, 1985  
**2011 Opening Day Age:** 25  
**Birthplace:** Vineland, New Jersey  
**Resides:** Vineland, New Jersey  
**Bats:** Right      **Throws:** Right  
**Height:** 5-9      **Weight:** 188  
**M.L. Service:** 33 days  
**How Obtained:** Acquired by Giants from Brewers along with LHP Steve Hammond in exchange for IF Ray Durham, July 20, 2008  
**Contract Status:** Signed through 2011



Ford

### CAREER

**25-year-old speedster made his Major League debut with Giants during 2010 season after 6 years in professional baseball...has hit .267 (678-for-2,538) with 104 2Bs, 33 3Bs, 33 HRs, 262 RBI and 288 stolen bases in 652 minor league games.**

- > 2-time mid-season All-Star in 2007 and 2008 has amassed 288 stolen bases in 362 attempts (80.0%), with at least 60 steals in 3-consecutive seasons from 2006-08.
- > Vineland, New Jersey native came to Giants from Brewers on July 20, 2008 along with left-handed pitcher Steve Hammond in exchange for 2nd baseman Ray Durham.

### 2010 SEASON

**Made his 1st career appearance with big league club as he earned Sept. call-up after hitting .251 (116-for-463) with 20 2Bs, 9 3Bs, 5 HRs, 40 RBI and 37 stolen bases with double-A Richmond.**

- > Made his Major League debut Sept. 1 vs. Colorado as pinch-runner for Mike Fontenot and scored game-winning run after going to 2nd base on Tim Lincecum's sacrifice bunt, then moving to 3rd on wild pitch from Ubaldo Jimenez, and then taking home on errant throw by Rockies' catcher Miguel Olivo.
- > Appeared in 7 games at Major League level, playing 2.0 innings in CF, however has still not had his 1st Major League at-bat.
- > Hit .251 (116-for-463) with 20 2Bs, 9 3Bs, 5 HRs, 40 RBI and 37 stolen bases in 113 games with Richmond.
- > His 9 3Bs paced Eastern League, while his 37 stolen bases were 2nd-most.

### 2009

**Helped lead Class A Advanced San Jose to their highest regular season win total in franchise history (93 wins) and eventually California League Championship, as he batted .300 (114-for-380) with 81 runs, 17 2Bs, 9 3Bs, 9 HRs, 50 RBI and team-high 35 stolen bases in 101 games.**

- > His 35 steals ranked as 4th-most in league.
- > Started year off slow, hitting just .217 (35-for-161) with 2 HRs and 14 RBI over his 1st 3 months (45 games), however once calendar turned to July he heated up, batting .361 (79-for-219) with 7 HRs and 36 RBI over his final 56 games.
- > Earned Giants' San Jose Player of Month honors in July (.352 avg., 19 RBI, 10 steals) and August (.348 avg., 6 HRs, 15 RBI).
- > Was named CAL Player of Week for July 6-13 after batting .424 (14-for-33) with 12 RBI.

## Giants Gems

- > Raised by a single mother, Carla Ford, who works two jobs: as a home health care aide during the day and as an aide at a group home for mentally disabled women at night.
- > In two games during the 2010 season at Class A Advanced San Jose, he scored from first base on a single.
- > Ford blossomed as a hitter in 2010 when he abandoned efforts to be a switch-hitter and stuck to the right side. I don't think he's ever been told he can be a hitter," San Jose manager Andy Skeels said. "The old approach was to work the count or bunt or put it on the ground and run. But this kid's bat speed is off the charts. He's a stud. **He could be an NFL running back.**"

**2008**

**Split season between Class A Brevard City and Class A Advanced San Jose, combining for .227 avg. (107-for-471) and 62 stolen bases in 129 games...was traded to SF's organization July 20, 2008 along with LHP Steve Hammond for IF Ray Durham.**

- Ranked 3rd overall among minor league leaders in stolen bases (62).
- Named Florida State League mid-season All-Star.
- Played for Scottsdale Scorpions of Arizona Fall League following season and hit .190 (4-for-21) in 9 games.

**2007**

**Split time between Class A West Virginia and Class A Advanced Brevard City hitting combined .278 (138-for-497) with 22 2Bs, 5 3Bs, 9 HRs, 60 RBI and 67 stolen bases.**

- His 67 stolen bases were 4th-most among all minor leaguers.
- Began season with West Virginia batting .335 (75-for-224) with 5 HRs, 33 RBI and 31 steals in 51 games.
- Was transferred to Brevard City in June and hit just .231 (63-for-273) with 36 steals, which were 3rd-most in league.

**2006**

**Played entire season for Class A West Virginia hitting .283 (139-for-491) with 24 2Bs, 3 3Bs, 7 HRs, 54 RBI and 69 stolen bases.**

- Placed 2nd in stolen bases (69) and 2nd in runs (93) in his 2nd professional season.

**2005**

**Batted .271 with 4 2Bs, 3 3Bs, HR and 24 RBI in his 1st professional season in Pioneer League.**

- Was 3rd in Pioneer League in runs scored (57).
- Had 9th-most walks (33) as well as 9th-most strikeouts (70) in Pioneer League.

**PERSONAL**

- Single.
- Attended Chipola JC (FL).
- Worked at car dealership in his hometown of Vineland during 2009-2010 offseason.

## Harry S. Jordan Award

The Harry S. Jordan Award is given in recognition of the player whose performance and dedication in Spring Training best exemplifies the San Francisco Giants spirit. The honor is voted on by the players in camp. The following players have won the Harry S. Jordan Award:

<b>1988</b> Joe Kmak	<b>1995</b> Joe Rosselli	<b>2003</b> Jason Ellison
Francisco Melendez	<b>1996</b> Marvin Benard	<b>2004</b> Brian Dallimore
<b>1989</b> James Steel	<b>1997</b> Dante Powell	<b>2005</b> Scott Munter
<b>1990</b> Eric Gunderson	<b>1998</b> Russ Ortiz	<b>2006</b> Derin McMains
<b>1991</b> Mark Leonard	<b>1999</b> Damon Minor	<b>2007</b> <b>Tim Lincecum</b>
<b>1992</b> John Patterson	<b>2000</b> Ben Weber	<b>2008</b> Brian Bockock
<b>1993</b> Greg Brummett	<b>2001</b> Pedro Feliz	<b>2009</b> Joe Martinez
<b>1994</b> J.R. Phillips	<b>2002</b> Felix Hernandez	<b>2010</b> <b>Darren Ford</b>



Darren Ford

## DARREN R. FORD

Year	Club	AVG	G	AB	R	H	2B	3B	HR	RBI	SH	SF	HP	BB-I	SO	SB-CS	E	SLG	OBP
2005	Helena-R	.271	61	236	57	64	4	3	1	24	3	2	3	33-0	70	18-4	2	.326	.365
2006	W. Virginia-A	.283	125	491	93	139	24	3	7	54	14	1	4	56-1	133	69-15	8	.387	.361
2007	W. Virginia-A	.335	51	224	48	75	15	4	5	33	5	1	1	23-1	56	31-10	4	.504	.398
	Brevard City-A	.231	72	273	46	63	7	1	4	27	5	3	1	35-0	67	36-6	8	.308	.317
2008	Brevard City-A	.230	91	343	57	79	13	3	2	27	7	3	2	46-1	88	48-11	2	.303	.322
	San Jose-A	.219	38	128	21	28	4	1	0	7	2	0	2	23-1	42	14-1	3	.266	.346
2009	San Jose-A	.300	101	380	81	114	17	9	9	50	3	3	6	49-1	97	35-12	5	.463	.386
2010	Richmond-AA	.251	113	463	64	116	20	9	5	40	8	1	5	39-0	106	37-15	4	.365	.315
	San Francisco	.----	7	0	1	0	0	0	0	0	0	0	0	0-0	0	2-1	0	.----	.----
Minor Totals		.267	652	2538	467	678	104	33	33	262	47	14	24	304-5	659	288-74	36	.373	.349
M.L. Totals		.----	7	0	1	0	0	0	0	0	0	0	0	0-0	0	2-1	0	.----	.----

## CAREER TRANSACTIONS

- Selected by Milwaukee Brewers in 18th round of 2004 First-Year Player Draft. Signed by Tony Blengino.
- Acquired by Giants from Brewers along with LHP Steve Hammond in exchange for IF Ray Durham, July 20, 2008.
- Called up by San Francisco Sept. 1, 2010.

## CAREER FIELDING

Position	PCT.	G	PO	A	E	TC	DP
Outfield	.----	1	0	0	0	0	0

## CAREER HIGHS

- Hits: None
- Runs: 1: Sept. 1, 2010 vs. COL (w/SF)
- Doubles: None
- Triples: None
- Home Runs: None
- RBI: None
- Walks: None
- Stolen Bases 1 (2x), last: Sept. 8, 2010 at AZ (w/SF)
- Longest Hitting Streak: None



Darren Ford

# Conor Gillaspie

## INFIELDER

**Birthdate:** July 18, 1987

**2011 Opening Day Age:** 23

**Birthplace:** Omaha, Nebraska

**Resides:** Wichita, Kansas

**Bats:** Left      **Throws:** Right

**Height:** 6-1      **Weight:** 196

**M.L. Service:** 23 days

**How Obtained:** Giants' sandwich pick and 37th overall selection in 2008 First-Year Player Draft

**Contract Status:** Signed through 2011



### CAREER

23-year-old made his Major League debut with Giants in 2008 becoming 1st player from '08 First-Year Player Draft to reach Majors, while also becoming quickest Giant draft choice to appear in big league game just 96 days after draft.

- > Became quickest Giant to reach Majors, surpassing former Giants pitcher Jeff Robinson's past record of 306 days... played in just 26 minor league contests in 2008 before getting call to Majors.
- > Over 4 seasons in minors, has batted .285 (300-for-1,053) with 63 2Bs, 12 HRs and 149 RBI in 282 games.

### 2010 SEASON

**Batted .287 (141-for-491) with 25 2Bs, 8 3Bs, 8 HRs and 67 RBI in 132 games at double-A Richmond.**

- > His 8 3Bs were 2nd-most in Eastern League.
- > Hit .313 (56-for-179) after All-Star break for Richmond compared to .272 (85-for-312) before break.
- > Played for Scottsdale Scorpions in AFL during Winter Leagues, hitting .306 (22-for-72) with 6 2Bs, 5 HRs and 16 RBI in 20 games.
- > Was tied for most HRs in AFL with 5...his 16.00 plate appearances/SO was best in AFL.

### 2009

**Helped lead Class A Advanced San Jose to California League title after batting .286 (134-for-469) with 31 2Bs, 2 3Bs, 4 HRs and 67 RBI in 126 games in what was his 2nd professional season.**

- > Among team leaders ranked 3rd in hits, 2Bs, RBI and games played...struck out once every 7.79 plate appearances, which was 4th-best ratio in league.
- > Committed team-high 27 errors at 3rd base, while appearing in 116 games.
- > Recorded season-best 13-game hitting streak Aug. 14-28, batting .388 (19-for-49) during stretch...streak was 2nd-longest on club behind Thomas Neal's 15-game stretch.
- > Collected season-high 4 hits twice: April 28 at Lancaster (4-for-5, 3 runs, 2 2Bs, 4 RBI) and Sept. 6 at Lake Elsinore (4-for-6, HR, 4 RBI).

## Giants Gems

- > If he wasn't a baseball player, he'd be a **meteorologist specializing in chasing tornadoes** – a storm watcher. He has loved weather since he was little.
- > Instead of ESPN, he watched The Weather Channel as a kid.
- > Once he left home for college in **Kansas – the tornado capital of the U.S.** – he began chasing storms. Learned how to position himself southwest of the storm. Baseball, storms and hunting are equal passions, his mother says.
- > Was **nicknamed The Weather Man** in college.
- > His father Mark, who played baseball for 9 years in the minors (5 in the Padres organization, then the Yankees, Cubs, Brewers and Royals), was an All-American outfielder for Mississippi State and a College World Series star.
- > Lists best individual performance as **hitting a home run at Rosenblatt Stadium** during senior season at the high school state championship.

**Giants' 2008 sandwich pick was selected 37th overall in 2008 First-Year Player Draft and made his ML debut just 96 days following draft date (June 5).**

- Went 1-for-5 with run scored and 2 walks in just 8 games for San Francisco...had contract purchased from short-season Salem-Keizer prior to Sept. 6 contest vs. Pittsburgh, becoming 1st player from '08 draft class to reach Majors.
- Made ML debut Sept. 9 vs. Arizona, entering contest as pinch runner...with that appearance became quickest Giant draft choice to appear in big league contest just 96 days following draft date...pitcher Jeff Robinson owned previous club mark when he debuted April 7, 1984 (306 days following his draft date).
- Had 1st plate appearance Sept. 11 in San Diego, grounding out as pinch-hitter.
- Collected 1st ML hit Sept. 16 in Arizona, pinch-single off Dan Haren in 9th inning.
- Appeared 8 times during call-up, 6 times as pinch hitter, once as defensive replacement and once as pinch runner...faced Jake Peavy, Dan Haren and Brandon Webb in his 1st 3 ML at-bats...played 4.0 innings at 3B.
- Began professional season in Arizona Rookie League playing in 6 games and hitting .273 (6-for-22) with 3 2Bs and 7 RBI.
- Was transferred to Salem-Keizer, appearing in 20 contests and hitting .259 (21-for-81) with 5 2Bs and 10 RBI.
- Played in 26 total minor league games combining to hit .269 (25-for-93) with 7 2Bs and 15 RBI.
- Following season was tabbed as 7th-best prospect in Giants' organization by *Baseball America*.

## PERSONAL

- Single.
- Graduated from Millard (NE) High School...member of team that was state champions during senior season and ranked 3rd nationally by *USA Today*.
- Earned All-America honors at Wichita State University, hitting .419 (98-for-234) with 71 runs, 16 2Bs, 8 3Bs, 11 HRs and 82 RBI during his junior campaign...was also 2-time 1st team All-Missouri Valley Conference player.
- Was named 2007 Cape Cod League Most Valuable Player and also received Thurman Munson Batting Champion Trophy for highest avg. (.345), while also pacing circuit in slugging (.673).
- His dad, Mark, played professional baseball and was an All-American at Mississippi State.

## CONOR MICHAEL GILLASPIE

Year	Club	AVG	G	AB	R	H	2B	3B	HR	RBI	SH	SF	HP	BB-I	SO	SB-CS	E	SLG	OBP
2008	AZL-Giants-R	.273	6	22	2	6	3	0	0	7	0	0	0	3-0	1	0-1	0	.409	.360
	Salem-Keizer-A	.268	18	71	4	19	4	0	0	8	0	0	0	9-0	13	2-0	3	.324	.350
	San Francisco	.200	8	5	1	1	0	0	0	0	0	0	0	2-0	0	0-0	0	.200	.429
2009	San Jose-A	.286	126	469	62	134	31	2	4	67	2	1	3	55-2	68	2-3	27	.386	.364
2010	Richmond-AA	.287	132	491	57	141	25	8	8	67	2	8	2	37-4	67	0-4	17	.420	.335
<b>Minor Totals</b>		<b>.285</b>	<b>282</b>	<b>1053</b>	<b>125</b>	<b>300</b>	<b>63</b>	<b>10</b>	<b>12</b>	<b>149</b>	<b>4</b>	<b>9</b>	<b>5</b>	<b>104-6</b>	<b>149</b>	<b>4-8</b>	<b>47</b>	<b>.398</b>	<b>.349</b>
<b>M.L. Totals</b>		<b>.200</b>	<b>8</b>	<b>5</b>	<b>1</b>	<b>1</b>	<b>0</b>	<b>0</b>	<b>0</b>	<b>0</b>	<b>0</b>	<b>0</b>	<b>0</b>	<b>2-0</b>	<b>0</b>	<b>0-0</b>	<b>0</b>	<b>.200</b>	<b>.429</b>

## CAREER TRANSACTIONS

- Selected by San Francisco as a sandwich pick (37th overall selection) in 2008 First-Year Player Draft. Signed by Hugh Walker.

## CAREER FIELDING

Position	PCT.	G	PO	A	E	TC	DP
3rd Base	1.000	2	1	0	0	1	0

## CAREER HIGHS

- Hits: 1: Sept. 1, 2008 at AZ
- Runs: 1: Sept. 23, 2008 vs. COL
- Doubles: None
- Triples: None
- Home Runs: None
- RBI: None
- Walks: 1 (2x), last: Sept. 24, 2008 vs. COL
- Stolen Bases: None
- Longest Hitting Streak: None

# Alex Hinshaw

## LEFT-HANDED PITCHER

**Birthdate:** October 31, 1982

**2011 Opening Day Age:** 28

**Birthplace:** Pomona, California

**Resides:** Newburg, Oregon

**Bats:** Left      **Throws:** Left

**Height:** 6-2      **Weight:** 175

**M.L. Service:** 166 days

**How Obtained:** Giants' 15th round selection in 2005 First-Year Player Draft

**Contract Status:** Signed through 2011



### CAREER

**28-year-old southpaw has appeared at Major League level in 2 of his last 3 seasons...has gone 2-1 with 4.53 ERA (23er, 45.2ip) in 57 big league games.**

- Made jump to big leagues in 2008 after appearing in just 13 contests at triple-A level...enjoyed outstanding rookie campaign, ranking 4th among NL rookie relievers in strikeouts (47), 5th in games (48) and 5th in opponents batting avg. (.220).
- In minors, southpaw is 12-11 with 3.68 ERA (105er, 257.0ip) and 319 strikeouts in 181 contests.
- Was drafted 3 times by Giants, finally signing with team after being club's 15th selection in 2005 First Year Player Draft (2000, 28th round and 2002, 29th round).

### 2010 SEASON

**Played for triple-A Fresno for entire season, going 2-4 with 4.82 ERA (30er, 56.0ip) in 50 games.**

- Appeared in 2nd-most games (50) in bullpen, behind only Geno Espinelli (53).
- Had outstanding run from July 15-Aug. 14, not allowing an earned run in 11.1 innings over 11 games.
- Held lefties to .179 avg. against (14-for-78), allowing only 3 extra-base hits (3 2Bs).

### 2009

**Made SF's Opening Day roster for 1st time in his career, although only appeared with Giants for 9 games, going 0-0 with 12.00 ERA (8er, 6.0ip)...spent rest of season with triple-A Fresno, compiling 1-2 record with one save and 3.96 ERA (23er, 52.1ip) in 46 games after being optioned.**

- Appeared in just 7 big league games before being optioned to triple-A Fresno, where he spent majority of season...did make 2 more appearances for Giants in late Aug. and early Sept.
- Was charged with season-high 3 runs April 13 at Los Angeles-NL, giving up 3-run homer to Andre Ethier in SF's 11-1 loss.
- Was optioned to triple-A April 21 and spent 4 months with Grizzlies...was recalled by Giants Aug. 28, and appeared in just 2 contests, allowing 3 runs in 0.2 innings.
- Went 1-2 with one save and 3.96 ERA (23er, 52.2ip) in 46 games for Fresno.
- Following his call-up to big leagues in late Aug., was optioned one final time Sept. 8 to double-A Connecticut where he appeared in 5 games going 1-0 with 0.00 ERA in 5.2 innings with 7 strikeouts, while allowing only 2 walks and 8 hits with 2 holds in Defenders' playoff run.

### 2008

**Began year with triple-A Fresno and made his Major League debut with Giants May 16 while going 2-1 with 3.40 ERA (15er, 39.2ip) in 48 games.**

- Made his Giants debut after not even being in big league camp during Spring Training.
- Recorded .220 (31-for-141) avg. against, which was 8th-lowest clip among NL left-handed relievers.
- Compiled 47 strikeouts in 39.2 innings, (10.66 SO/9.0ip),
- Had his contract purchased from Fresno May 15 and made ML debut that same day vs. Houston...was brought in with which was 11th-best ratio among all NL relievers.

## Giants Gems

- Alex's uncle (his mother's brother), Gul Ahmed Sherzada, is **Afghanistan's ambassador to Spain.**
- Says his **grandmother on his father's side was the greatest influence on him** in instilling a love for baseball. She babysat him while his parents worked, and they'd sit and watch baseball together on television. She'd play catch with him in the yard and was the only other lefty in the family, so he learned to throw from her.

score tied in 8th inning and struck out 1st batter he faced (Michael Bourn).

- > Posted 1st ML win June 1 vs. San Diego.
- > Was docked with 1st ML career loss June 22 at KC and received 1st ML ejection by home plate umpire Bill Welke.
- > Prior to joining Giants, opened season as triple-A Fresno's

closer, converting 7 of 8 save opportunities in 13 appearances with 0.57 ERA (1er, 15.1ip).

- > Following season pitched for Scottsdale Scorpions in Arizona Fall League and was named one of AFL's Rising Stars after going 2-1 with 6.23 ERA (12er, 17.1ip) and 33 strikeouts in 14 games (1 start).

## 2007

**Progressively moved up Giants organization ladder spending entire season with double-A Connecticut...had his best season yet, going 3-1 with 1.96 ERA (9er, 41.2ip) in 17 games (5 starts).**

- > Was named Eastern League mid-season All-Star.

## 2006

**Spent entire season with Class A Advanced San Jose and went 6-3 with 4.26 ERA (33er, 69.2ip) in 30 games (10 starts).**

- > Named to California League mid-season All-Star squad.
- > Recorded 78 strikeouts in 69.2 innings (10.07 SO/9.0ip ratio).

## 2005

**Made professional debut with short-season Salem-Keizer, going 0-1 with 3.68 ERA (9er, 22.0ip) in 25 relief outings.**

- > Had 13.5 SO/9.0ip ratio (33Ks, 22.0ip).

## A GIANT IN THE COMMUNITY

- > Has taped Public Service Announcement for California Academy of Sciences.
- > Has lent time to KNBR/Giants FanFest.

## PERSONAL

- > Married (Courtney).
- > Graduated from Claremont (CA) High School...attended Chaffey (CA) Junior College and San Diego (CA) State University.
- > Was also drafted by Giants in 2000 (28th round) and 2002 (29th round)...was selected by Florida in 2003 (25th round), but did not sign.

## ALEXANDER OMAR HINSHAW

Year	Club	W-L	ERA	G	GS	CG	SH	SV	IP	H	R	ER	HR	HB	BB	SO	WP	BK
2005	Salem-Keizer-A	0-1	3.68	25	0	0	0	0	22.0	17	9	9	1	3	18	33	2	0
2006	San Jose-A	6-3	4.26	30	10	0	0	0	69.2	58	48	33	6	10	60	78	6	0
2007	Connecticut-AA	3-1	1.96	17	5	0	0	0	41.1	22	13	9	2	2	19	50	2	0
2008	Fresno-AAA	0-0	0.57	13	0	0	0	7	15.2	5	1	1	0	0	4	21	0	0
	San Francisco	2-1	3.40	48	0	0	0	0	39.2	31	16	15	5	3	29	47	5	0
2009	Fresno-AAA	1-2	3.96	46	0	0	0	1	52.1	42	25	23	3	3	32	72	3	0
	San Francisco	0-0	12.00	9	0	0	0	0	6.0	10	8	8	2	0	7	2	1	0
2010	Fresno-AAA	2-4	4.82	50	0	0	0	0	56.0	47	35	30	3	7	40	65	7	1
<b>Minor Totals</b>		<b>12-11</b>	<b>3.68</b>	<b>181</b>	<b>15</b>	<b>0</b>	<b>0</b>	<b>8</b>	<b>257.0</b>	<b>191</b>	<b>131</b>	<b>105</b>	<b>15</b>	<b>25</b>	<b>173</b>	<b>319</b>	<b>20</b>	<b>0</b>
<b>M.L. Totals</b>		<b>2-1</b>	<b>4.53</b>	<b>57</b>	<b>0</b>	<b>0</b>	<b>0</b>	<b>0</b>	<b>45.2</b>	<b>41</b>	<b>24</b>	<b>23</b>	<b>7</b>	<b>3</b>	<b>36</b>	<b>49</b>	<b>6</b>	<b>0</b>

## HINSHAW'S M.L. BATTING

M.L. Batting	AVG	G	AB	R	H	2B	3B	HR	RBI	SH	SF	HP	BB-I	SO	SB-CS	E	SLG	OBP
---	---	---	---	---	---	---	---	---	---	---	---	---	---	---	---	---	---	---
---	Career	---	53	0	0	0	0	0	0	0	0	0	0-0	0	0-0	1	---	---

LAST HOME RUN: None

## CAREER FIELDING

Position	PCT.	G	PO	A	E	TC	DP
Pitcher	.889	57	3	5	1	9	0

## CAREER HIGHS

- **Low-Hit CG:** No Complete Games
- **Innings Pitched:** Starter: No Starts  
Reliever: 2.0, June 18, 2008 vs. DET 3 (3x), last: June 30, 2008 vs. CHC
- **Most Strikeouts:** 1 (2x), last: Sept. 10, 2008
- **Winning Streak:** 1, June 22, 2008
- **Losing Streak:** 6 innings, June 26-July 9, 2008
- **Scoreless Streak:**

# Aubrey Huff

## INFIELDER

**Birthdate:** December 20, 1976  
**2011 Opening Day Age:** 34  
**Birthplace:** Marion, Ohio  
**Resides:** Tampa, Florida  
**Bats:** Left **Throws:** Right  
**Height:** 6-4 **Weight:** 225  
**M.L. Service:** 10 years, 3 days  
**How Obtained:** Signed as free agent, Nov. 23, 2010  
**Contract Status:** Signed through 2012 (signed 2-year deal with club option for 2013 prior to 2011 season)



- > Won Louisville Slugger "Silver Slugger" Award as DH for AL in 2008
- > Named to *Sporting News*' 2008 AL All-Star team as DH
- > Finished 7th in 2010 NL MVP voting, receiving 70 points
- > Has played in 150 or more games in 7 of his last 8 seasons
- > Is 1 of 19 ML players to hit at least 15-plus HRs in 9-straight seasons from 2000-2010
- > His 217 HRs since 2002 are 7th-most among active ML left-handed batters
- > Has hit .280 or better 7x, while collecting 7 20+ HR campaigns and 3 seasons with 100+ RBI
- > Has been named American League Player of the Week 3 times

### CAREER

**34-year-old Major League veteran returns to Giants for 2nd-consecutive year after signing 2-year deal prior to 2011 campaign...has spent majority of his career in American League (parts of 12 seasons), while logging 2 seasons in NL.**

- > Over 11 Major League seasons, has hit .280 or better 7 times, while accruing 7 20-plus HR campaigns, 5 years with at least 30 2Bs and 3 seasons with over 100 RBI.
- > Has hit 15-or-more home runs in 9-consecutive seasons, 1 of 19 big leaguers to accomplish feat from 2000-2010 and 1 of just 6 left-handed batters to do so during that span.
- > Hit .304 with 32 home runs and 108 RBI just 3 years ago with Baltimore in 2008, winning Silver Slugger Award as American League's top DH.
- > Has played multiple positions extensively, logging time at 3rd base (360 games), 1st base (420 games) and in outfield (308 games), mostly in right (271 games).
- > Has been named American League Player of Week 3 times: weeks ending Aug. 1, 2005, July 6, 2008 and Aug. 31, 2008.
- > Drafted by Tampa Bay in 5th round of 1998 June draft, Marion, OH native has posted lifetime .283 avg. (1,556-for-5,505) with 329 2Bs, 229 HRs and 838 RBI in 1,479 Major League games with Tampa Bay (2000-06), Houston (2006), Baltimore (2007-09), Detroit (2009) and San Francisco (2010).

### 2010 SEASON

**Was one of San Francisco's most valuable players in his 1st season with World Champions, establishing himself as formidable presence in middle of batting order, hitting .290 (165-for-569) with 35 2Bs, 26 HRs and 86 RBI in 157 games.**

- > Huff, who finished 7th in MVP voting, led team in nearly every offensive category, including batting avg., home runs, RBI, hits, walks (83), on-base pct. (.385) and slugging pct. (.506).
- > Also ranked 10th in NL in on-base pct. plus slugging (OPS) with an .891 mark and was 5th in league with 28 go-ahead RBI and 7th with 14 game-winning RBI.
- > Played in total of 157 games, 4th-straight season and 7th time in last 8 campaigns he played in 150 or more.
- > Registered 30+ 2Bs for 4th-consecutive season and for 5th time in his career.
- > 2010 campaign was his 4th with at least 25 HRs and 6th time he has driven in 80-or-more runs.
- > His 26 HRs was 4th-highest total by player in his 1st season with Giants since team moved to San Francisco in 1958...only Barry Bonds (46 HRs in 1993), Jeff Kent (29 in 1997) and J.T. Snow (28 in 1997) had more in their 1st years with club.
- > Made an impact on team just with his versatility in field, playing exceptional defense in both left and right field after silencing skeptics by playing good defense at 1st base...started 154 of 162 games (97 at 1st base, 33 in RF and 24 in LF).
- > Did not record an error while playing in OF (1,000 FPCT, 0er, 131tc) and made just 3 miscues all year at 1st base...began year as SF's starting 1st baseman, but was moved to outfield for 1st time since 2006 to keep Andres Torres' hot bat in lineup...was 1 of 5 NL outfielders with perfect 1,000 fielding pct., joining NYM's Carlos Beltran, SD's Tony Gwynn, WSH's Michael Morse and teammate Aaron Rowand (minimum of 500.0 innings in OF).
- > Had at least one extra base hit in 7-consecutive games

from July 1-8 (3 2Bs, 3B, 5 HRs), marking longest extra base hit streak by Giants player since April 2004, when Barry Bonds had an 8-game skein.

- Posted his 3rd multi-HR game of season and 12th of his career on July 23 at Arizona, hitting pair of solo clouts off starter Edwin Jackson...prior to game, Huff had complained about having bad batting practice and said, "I'm

### POSTSEASON HIGHLIGHTS

**In his 1st career postseason, batted .268 (15-for-56) with HR and 8 RBI in 15 games to help Giants win their 1st World Series in San Francisco history and 1st overall since 1954.**

- Ended 2010 regular season having played in 1,479 games without reaching postseason, which at time was 3rd-longest postseason drought.
- Hit safely in 10 of 15 postseason games...drove in 7 runs over final 9 games after having just 1 RBI in 1st 6 contests.
- Completed Division Series vs. Braves by going 4-for-15 (.267) with one RBI, 3 BBs and 6 Ks...provided key 2-out game-tying single in 9th inning in Giants' 3-2 victory over Atlanta at Turner Field in Game 3.
- Gave Giants 2-0 lead in Game 4 of World Series at Texas, hitting 2-run HR off Tommy Hunter.

### 2009

**Appeared in 110 games in his 3rd season with Orioles before being traded to Detroit Tigers on August 17 in exchange for minor league RHP Brett Jacobson.**

- Started 93 games at 1st base and served as designated hitter in 16 other games for O's.
- Batted .321 (9-for-28) with 28 RBI in 37 plate appearances with runner on 3rd and less than 2 outs.
- 10 of his 13 HRs hit with O's came at Camden Yards.
- Batted .189 (20-for-106) with 2 HRs, 13 RBI and .567 OPS in 40 games with Tigers.
- Drilled 3-run HR as pinch-hitter Sept. 14 vs. Toronto, 1st home run of his career as pinch-hitter.

### 2008

**Won Louisville Slugger "Silver Slugger" Award as designated hitter for American League after batting .304 (182-for-598) with 32 HRs and career-high 108 RBI in 154 games.**

- In his 2nd season with Orioles, was named Most Valuable Player on team after leading league in extra-base hits and setting new career-highs with 48 2Bs and 96 runs scored.
- Named to *Sporting News'* 2008 American League All-Star team as designated hitter.
- Led AL with 82 extra base hits, finished 3rd with 330 total bases and tied for 3rd with 48 2Bs and .321 batting

## Giants Gems

- Aubrey's father, Aubrey II, was killed as an innocent bystander in workplace domestic dispute when Aubrey was 6 years old. His father was shot attempting to take away a gun from an armed man who had just shot his wife.
- On his upper left arm, Huff has a tattoo of his father's name, **Aubrey Jr.**, along with a guitar. **On his back, he has insignias of Autobots and Decepticons**—the good and evil robots--from Transformers. He's such a big fan he refused to see the Transformers movie for fear it wouldn't live up to the cartoon.
- His mother, Fonda, raised Aubrey and his sister, Angela, as a single mom in Mineral Wells, TX. In addition to purchasing her son a batting cage and pitching machine for their yard, Fonda, a softball player, used to pitch to her son.
- **Hit just two home runs during his entire high school career** and wasn't recruited by a single four-year college to play baseball. He played as a walk-on at Vernon Junior College in North Texas before moving on to the University of Miami.
- Switched to #17 in 2008 in memory of late teammate Joe Kennedy.
- While Aubrey was still in minors, Fonda moved to St. Petersburg, FL, and landed teaching job a year before Aubrey reached Majors with Devil Rays.
- **Likes to paint and draw.** In 10th grade, he drew a picture of Barry Bonds, copying a photo in a magazine. He kept it rolled up with a rubber band for years. During a 2004 series against the Giants in Tampa, he asked then-Giants outfielder Dustin Mohr if Bonds might sign it. The picture hangs in Huff's memorabilia room: "To Huff, God Bless. Barry Bonds."
- His **favorite player** growing up was **Nolan Ryan**. His mother had tickets to a game Ryan was pitching but wouldn't let Aubrey go because he was not allowed to miss baseball practice. Ryan pitched a no-hitter. Huff still has the unused tickets.

avg. against right-handed pitching...was 5th in league in slugging pct. (.552), 6th in RBI (108), 9th in HRs (32), and tied for 10th in hits (182)...his .304 clip was good for 12th in AL.

- Was named American League Player of the Week twice (weeks ending July 6 and August 31).
- Hit 32 HRs to become 1st Oriole to hit 30 or more home runs in season since Miguel Tejada hit 34 in 2004...14 of those

## 2007

### In his 1st season with Baltimore, batted .280 (154-for-550) with 15 HRs and 72 RBI.

- Played 151 games with Orioles, making 142 starts at 3 positions: DH (78), 1st base (49) and 3rd base (15).
- Batted .365 (23-for-63) and hit 7 of his 15 homers vs. Tampa Bay, including walk-off solo home run in 10th inning May 9.
- Joined Brooks Robinson and Cal Ripken as only 3rd Oriole to hit for cycle, going 4-for-4 with 3 runs and 3 RBI June

HRs either tied game (2) or put Baltimore ahead (12).

- Hit in career-high 19-straight games, July 22-Aug. 11, going 30-for-77 (.390), with 5 2Bs, 3B, 5 HRs, 14 runs and 15 RBI.
- Topped 100 RBI mark for 3rd time in his career (also 2003 and 2004).
- Hit 4th grand slam of his career and drove in 4 runs for 4th time in 2008 on Sept. 8 vs. Cleveland.

## 2006

### Combined to hit .267 (121-for-454) with 21 HRs and 67 RBI in 131 games between Tampa Bay and Houston.

- Began his 7th ML season with Devil Rays before being traded to Astros July 12.
- Made 1st career trip to disabled list, April 12-May 4, after suffering strained left knee in collision with teammate Nick Green on foul ball on April 11 vs. Baltimore...missed 21 games, and his 131 games played was fewest of his Major League career.
- After hitting .182 in April and .175 in May, he batted team-high .359 in June, matching his 2nd-best month ever (also Aug. 2003)...was 8th in AL in batting for month.
- His 1st HR of season was his 1st career walk-off shot May 19 vs. Florida, off Yusmeizo Petit in 10th inning.
- Was traded to Houston at All-Star break in exchange for IF

Ben Zobrist and RHP Mitch Talbot.

- Hit 3-run home run in his Astros' debut July 13 at Florida.
- Went 3-for-4 with 2 HRs and career-high 6 RBI Aug. 9 vs. Pittsburgh.
- His 23 RBI in Aug. were most by Houston left-handed batter in one month since Luis Gonzalez had 23 RBI in May 1991...drove in 34 runs in his last 52 games of season.
- Left Tampa Bay as franchise's all-time career leader in games (798), at-bats (3,016), runs (399), hits (868), 2Bs (173), HRs (128), extra-base hits (307) and RBI (449)...played in 649 of 688 Rays games after his permanent arrival on May 28, 2002.

## 2005

### Batted .261 (150-for-575) with 22 HRs and 92 RBI, his lowest totals since 2002.

- Became only Devil Ray player to hit at least 20 home runs in 4 seasons.
- Hit his 100th career HR April 18 at Yankee Stadium off Jaret Wright, passing Fred McGriff for most in club history.
- Had 14 HRs after break, tying Jonny Gomes for most on club...also had 44 RBI after break, 2nd to Jorge Cantu's 61.
- Hit 8 home runs in July, tying club record for most HRs in that month by Devil Ray (also by Huff in 2004 and by Gerald Williams in 2000)...also recorded 25 RBI, 2nd most

in AL in July behind Gary Sheffield (26).

- Belted 2 grand slams in 5 games, 1st slams of his career, July 22 vs. Orioles off Bruce Chen and July 26 vs. Boston off Chad Bradford.
- Was named AL Player of Week for July 25-31, batting .409 (9-for-22) with 2 HRs, 10 RBI.
- Gave Rays 4-3 walk-off win July 25 vs. Boston with 10th-inning 2B off Curt Schilling...was his 1st career walk-off RBI.

## 2004

### Led Tampa Bay in batting (.297), HRs (29) and RBI (104) for 2nd-straight season.

- Became just 2nd Ray to have pair of 100-RBI seasons, joining Fred McGriff ('99 and '00).
- Made 155 starts, tied with Julio Lugo for club lead...made 85 at 3rd base, 32 at DH, 30 at 1st base, 7 in left field and one in right field...appearances in left field were 1st of his career and 87 games he played at 3rd were most he's ever played there...for 3rd-straight year his main position was different position...in 2002 it was 1st base (45 games), in 2003 it was OF (102 games).
- Missed 3 games, Aug. 24-26, with back injury that ended his consecutive games streak at 398...had played every game since joining Rays permanently from triple-A Durham on May 28, 2002...consecutive game streak is longest in Tampa Bay history and was 2nd-longest in Majors at time

**Aubrey Huff's 26 home runs in 2010 was the 4th-highest total by a player in his 1st season with the Giants since the team moved west in 1958**

Player	1st season w/SF	HR
Barry Bonds	1993	46
Jeff Kent	1997	29
J.T. Snow	1997	28
<b>Aubrey Huff</b>	<b>2010</b>	<b>26</b>

to Miguel Tejada...also missed game at New York-AL Sept. 6 when he was unable to leave his house due to floods from Hurricane Frances...was unable to make team flight and joined club in New York next day.

- Became Rays all-time leader in games played Sept. 20, passing Fred McGriff (578)...in Boston series, Aug. 9-12, became Rays all-time leader in runs (278) and hits (603) surpassing McGriff (277 and 602 respectively).

## 2003

**Had best offensive season in Tampa Bay history, setting franchise records for RBI (107), batting average (.311) and tying Jose Canseco's 1999 mark for home runs with 34...also set club records for hits (198), 2Bs (47), extra-base hits (84), total bases (353), runs (91), intentional walks (17) and slugging pct. (.555).**

- Huff and Toronto's Vernon Wells were only 2 players in American League's top 10 in all 3 triple crown categories... Gary Sheffield and Albert Pujols were only 2 in NL.
- Was 9th in AL in batting avg. and home runs and tied for 8th in RBI.
- Finished 4th in Majors with 84 extra base hits, 21 more than any Rays player ever had...only Pujols (95), Todd Helton (87) and Wells (87) had more.
- Was also 3rd in AL in 2Bs, 4th in total bases, tied with Nomar Garciaparra and Alfonso Soriano for 5th in hits, and 7th in slugging...only Manny Ramirez (28) and Carlos Delgado (23) had more intentional walks (17) in AL...also reached base 259 times, 6th-most in AL.

## 2002

**Became 1st player since Detroit's Tony Clark in 1996 to lead his team in home runs after starting season in minor leagues, hitting 23 HRs in just his 3rd stint in big leagues.**

- Began season at triple-A Durham after being one of last cuts in Spring Training.
- Suffered broken cheekbone when he was hit by throw during workout prior to Durham's season opener and missed 1st 3 weeks of season...did not join Tampa Bay until 49th game of season and ended up 9 plate appearances shy of qualifying with AL's 7th-best avg. at .313...would have set club record for highest avg. in season.
- Only 4 others in AL matched his numbers in home runs (23) and batting avg. (.313): Manny Ramirez, Mike Sweeney, Magglio Ordonez and Jason Giambi.
- Had 2nd-longest hitting streak in club history (17 games) that ended Sept. 11 vs. Boston's Pedro Martinez...set club record for hits in month (44) in Aug., breaking Randy Winn's mark of 42 set in June...ranked 2nd in AL to New Yorks-AL Bernie Williams (47) for Aug.

## 2001

**Began season at triple-A Durham, but started 108 games in 2 stints for Tampa Bay, including 71 games at 3rd base, 20 at DH and 17 at 1st base.**

- Led Rays with 20 errors, tops among American League rookies...also was tied for 3rd among AL rookies with 34 extra-base hits.

## 2000

**In just his 3rd professional season was called up to big leagues by Tampa Bay and hit .287 (35-for-122) in 39 games.**

- Spent season at Durham until being recalled in Aug. by Tampa Bay for his 1st big league action.
- Collected his 1st big league hit Aug. 4 vs. Orioles, 2nd-inning single off Jose Mercedes.
- Hit his 1st big league home run Aug. 10 vs. Minnesota, 3-run shot off Jason Ryan.
- Despite missing final month of triple-A season, was named to International League All-Star team at 3rd base and earned IL Rookie-of-the-Year honors.

## 1999

**Spent entire campaign with double-A Orlando...ended regular season with franchise-record 28-game hitting streak, Aug. 10-Sept. 7, hitting .400 (46-for-115).**

## 1998

**Began his pro career at Class A Charleston and collected 54 RBI in 69 games while hitting at .321 clip.**

- Named Topps South Atlantic League Player of Month and organization's co-player of month for Aug. as he hit .336 with 9 HRs and 28 RBI.

**Aubrey Huff is 1 of 6 players in the Majors to bat solely left-handed and hit at least 15+ HRs in 9-consecutive seasons since 2000**

Player	Seasons
Bobby Abreu	2000-2010 (11)
Adam Dunn	2001-2010 (10)
David Ortiz	2001-2010 (10)
Carlos Delgado	2000-2008 (9)
<b>Aubrey Huff</b>	<b>2002-2010 (9)</b>
Raul Ibanez	2002-2010 (9)

- Only 11 players in Major League history (5 in AL) matched his numbers for hits (198), 2Bs (47), HRs (34) and RBI (107)...that list is Chuck Klein (1930, 1932), Babe Herman (1930), Rogers Hornsby (1929), Albert Pujols (2003), Lou Gehrig (1927), Todd Helton (2000), Alex Rodriguez (1996), Don Mattingly (1985), Frank Robinson (1962), Albert Belle (1998) and Hank Greenberg (1937).
- Made 102 starts in RF, his 1st games in outfield since his junior year at University of Miami...his 6 errors tied Anaheim's Tim Salmon for most among AL right fielders.
- On Sept. 6 vs. Oakland, became just 3rd Devil Ray to steal home, but 1st that didn't involve double steal.

## A GIANT IN THE COMMUNITY

► In his 1st season with San Francisco, participated in annual Picnic in Park.

► Visited St. Anthony's Dining Hall in San Francisco and served food.

## PERSONAL

- Married (Barbara Baubi Heaton, January 27, 2007)...has 2 sons (Jayce, Sept. 4, 2008 and Jagger, Sept. 15, 2010).
- Graduated from Brewer High School in Fort Worth, TX.
- Was an all-district baseball selection but was better known for his basketball prowess.
- Attended Vernon College in North Texas and had 17 home runs after never hitting more than 2 in high school.
- Transferred to University of Miami and became 2nd-team

All-America selection by *Baseball Weekly* and *Collegiate Baseball* as junior in 1998...set UM record his final year with 95 RBI, record that still stands...also led Hurricanes as senior in HRs (20), 2Bs (20) and total bases (172)...was teammate of current Giants outfielder Pat Burrell.

- Selected by Tampa Bay in 5th round of 1998 First Year Player Draft and was signed by then Devil Rays' scout and now current Giants's scout Rudy Santin.

## AUBREY LEWIS HUFF

Year	Club	AVG	G	AB	R	H	2B	3B	HR	RBI	SH	SF	HP	BB-I	SO	SB-CS	E	SLG	OBP
1998	Charleston-A	.321	69	265	38	85	19	1	13	54	0	5	0	24-0	40	3-1	8	.547	.371
1999	Orlando-AA	.301	133	491	85	148	40	3	22	78	0	2	4	64-4	77	2-3	29	.530	.385
2000	Durham-AAA	.316	108	408	73	129	36	3	20	76	2	1	2	51-4	72	2-3	21	.566	.394
	<b>Tampa Bay</b>	<b>.287</b>	<b>39</b>	<b>122</b>	<b>12</b>	<b>35</b>	<b>7</b>	<b>0</b>	<b>4</b>	<b>14</b>	<b>0</b>	<b>1</b>	<b>1</b>	<b>5-1</b>	<b>18</b>	<b>0-0</b>	<b>5</b>	<b>.443</b>	<b>.318</b>
2001	Durham-AAA	.288	17	66	14	19	6	0	3	10	0	0	0	5-0	7	0-0	4	.515	.338
	<b>Tampa Bay</b>	<b>.248</b>	<b>111</b>	<b>411</b>	<b>42</b>	<b>102</b>	<b>25</b>	<b>1</b>	<b>8</b>	<b>45</b>	<b>0</b>	<b>0</b>	<b>0</b>	<b>23-2</b>	<b>72</b>	<b>1-3</b>	<b>20</b>	<b>.372</b>	<b>.288</b>
2002	Durham-AAA	.325	32	126	18	41	9	0	3	20	0	1	1	12-5	13	0-0	0	.468	.386
	<b>Tampa Bay</b>	<b>.313</b>	<b>113</b>	<b>454</b>	<b>67</b>	<b>142</b>	<b>25</b>	<b>0</b>	<b>23</b>	<b>59</b>	<b>0</b>	<b>2</b>	<b>1</b>	<b>37-7</b>	<b>55</b>	<b>4-1</b>	<b>8</b>	<b>.520</b>	<b>.364</b>
2003	Tampa Bay	.311	162	636	91	198	47	3	34	107	0	9	8	53-17	80	2-3	9	.555	.367
2004	Tampa Bay	.297	157	600	92	178	27	2	29	104	0	5	6	56-6	74	5-1	13	.493	.360
2005	Tampa Bay	.261	154	575	70	150	26	2	22	92	0	7	5	49-13	88	8-7	3	.428	.321
2006	Visalia-A	.250	2	8	2	2	1	0	0	1	0	0	0	1-0	2	0-0	0	.375	.333
	<b>Tampa Bay</b>	<b>.283</b>	<b>63</b>	<b>230</b>	<b>26</b>	<b>65</b>	<b>15</b>	<b>1</b>	<b>8</b>	<b>28</b>	<b>0</b>	<b>2</b>	<b>0</b>	<b>24-3</b>	<b>25</b>	<b>0-0</b>	<b>3</b>	<b>.461</b>	<b>.348</b>
	<b>Houston</b>	<b>.250</b>	<b>68</b>	<b>224</b>	<b>31</b>	<b>56</b>	<b>10</b>	<b>1</b>	<b>13</b>	<b>38</b>	<b>0</b>	<b>4</b>	<b>7</b>	<b>26-3</b>	<b>39</b>	<b>0-0</b>	<b>4</b>	<b>.478</b>	<b>.341</b>
2007	Baltimore	.280	151	550	68	154	34	5	15	72	0	4	1	48-2	87	1-1	4	.442	.337
2008	Baltimore	.304	154	598	96	182	48	2	32	108	0	7	3	53-7	89	4-0	3	.552	.360
2009	Baltimore	.253	110	430	51	109	24	1	13	72	0	5	4	41-7	74	0-6	4	.405	.321
	<b>Detroit</b>	<b>.189</b>	<b>40</b>	<b>106</b>	<b>8</b>	<b>20</b>	<b>6</b>	<b>0</b>	<b>2</b>	<b>13</b>	<b>0</b>	<b>0</b>	<b>1</b>	<b>10-0</b>	<b>13</b>	<b>0-0</b>	<b>0</b>	<b>.302</b>	<b>.265</b>
2010	San Francisco	.290	157	569	100	165	35	5	26	86	0	7	9	83-5	91	7-0	3	.506	.385
<b>Minor Totals</b>		.311	361	1364	230	424	111	7	61	239	2	9	7	157-13	211	7-7	62	.537	.383
<b>A.L. Totals</b>		.283	1254	4712	623	1335	284	17	190	714	0	42	30	399-65	675	25-22	72	.472	.340
<b>N.L. Totals</b>		.279	225	793	131	221	45	6	39	124	0	11	16	109-8	130	7-0	7	.498	.372
<b>M.L. Totals</b>		.283	1479	5505	754	1556	329	23	229	838	0	53	46	508-73	805	32-22	79	.476	.345

## DIVISION SERIES RECORD

Year	Club, Opp	AVG	G	AB	R	H	2B	3B	HR	RBI	SH	SF	HP	BB-I	SO	SB-CS	E	SLG	OBP
2010	SF vs. ATL	.267	4	15	1	4	0	0	0	1	0	0	0	3-0	6	0-1	0	.267	.389

## CHAMPIONSHIP SERIES RECORD

Year	Club, Opp	AVG	G	AB	R	H	2B	3B	HR	RBI	SH	SF	HP	BB-I	SO	SB-CS	E	SLG	OBP
2010	SF vs. PHI	.250	6	24	3	6	0	0	0	3	0	0	0	1-1	3	0-0	1	.250	.280

## WORLD SERIES RECORD

Year	Club, Opp	AVG	G	AB	R	H	2B	3B	HR	RBI	SH	SF	HP	BB-I	SO	SB-CS	E	SLG	OBP
2010	SF vs. TEX	.294	5	17	3	5	2	0	1	4	1	0	1	1-0	1	0-1	1	.588	.368

## CAREER TRANSACTIONS

- Selected by Tampa Bay in 5th round of 1998 First-Year Player Draft. Signed by Rudy Santin.
- Placed on Disabled List with facial fracture, April 4-24, 2002.
- Placed on Disabled List with left knee sprain, April 12-May 5, 2006 (including rehabilitation assignment at Visalia).
- Acquired by Houston along with cash in exchange for RHP Mitch Talbot and IF Ben Zobrist, July 12, 2006.
- Elected free agency, Oct. 28, 2006.
- Signed by Baltimore as free agent, Jan. 3, 2007.
- Acquired by Detroit in exchange for Minor League RHP Brett Jacobsen, Aug. 17, 2009.
- Elected free agency, Nov. 5, 2009.
- Signed by San Francisco as free agent, Jan. 13, 2010 (1-year contract).
- Elected free agency, Nov. 1, 2010.
- Signed by San Francisco as free agent, Nov. 23, 2010 (2-year contract with club option for 2013).

## CAREER FIELDING

Position	PCT.	G	PO	A	E	TC	DP
1st Base	.994	420	3230	236	21	3487	310
3rd Base	.947	360	250	587	47	884	54
Outfield	.982	308	576	18	11	605	5

## CAREER HIGHS

- **Hits:** 4 (18x), last: Sept. 25, 2010 at COL (w/SF)
- **Runs:** 3 (18x), last: July 10, 2010 at WSH (w/SF)
- **Doubles:** 3 (2x), last: June 26, 2008 at CHC (w/BAL)
- **Triples:** 1 (23x), last: Sept. 16, 2010 vs. LAD (w/SF)
- **Home Runs:** 2 (12x), last: July 23, 2010 at AZ (w/SF)
- **RBI:** 6, Aug. 9, 2006 vs. PIT (w/HOU)
- **Walks:** 3 (3x), last: Aug. 17, 2008 at DET (w/BAL)
- **Stolen Bases:** 2, June 6, 2010 at PIT (w/ SF)
- **Longest Hitting Streak:** 19 games, July 22-Aug. 11, 2008 (w/BAL)

## CAREER HOME RUN CHART

- **Multi-HR Games (12)**
  - July 30, 2002 vs. BAL (w/TB)
  - May 3, 2003 at DET (w/TB)
  - May 30, 2004 vs. NYY (w/TB)
  - August 31, 2004 vs. BAL (w/TB)
  - August 9, 2006 vs. PIT (w/HOU)
  - August 21, 2006 at CIN (w/HOU)
  - June 20, 2008 at MIL (w/BAL)
  - July 3, 2008 vs. KC (w/BAL)
  - April 21, 2009 vs. CWS (w/BAL)
  - June 13, 2010 vs. OAK (w/SF)
  - July 2, 2010 at COL (w/SF)
  - July 23, 2010 at AZ (w/SF)
- **3-HR Games (0)**
- **Grand Slams (4)**
  - July 22, 2005 vs. BAL (off Bruce Chen) (w/TB)
  - July 26, 2005 vs. BOS (off Chad Bradford) (w/TB)
  - August 14, 2007 at NYY (off Jeff Karstens) (w/BAL)
  - September 8, 2008 vs. CLE (off Juan Rincon) (w/BAL)
- **Pinch-Hit (1)**
  - September 14, 2009 vs. TOR (off Jason Fraser) (w/DET)
- **Inside-the-Park (1)**
  - April 14, 2010 vs. PIT (off Charlie Morton) (w/SF)
- **Game Ending (2)**
  - May 19, 2006 vs. FLA (off Yusmeiro Petit) (w/TB)
  - May 9, 2007 vs. TB (off Brian Stokes) (w/BAL)
- **Leadoff (0)**

# Travis Ishikawa

## INFIELDER

**Birthdate:** September 24, 1983

**2011 Opening Day Age:** 27

**Birthplace:** Seattle, Washington

**Resides:** Danville, California

**Bats:** Left      **Throws:** Left

**Height:** 6-3      **Weight:** 219

**M.L. Service:** 2 years, 65 days

**How Obtained:** Giants' 21st round selection in 2002 First-Year Player Draft

**Contract Status:** Signed through 2011



### CAREER

**27-year-old, left-handed hitting 1st baseman has been mainstay on Giants 25-man roster over last 2 seasons and has compiled .265 avg. (160-for-603) with 30 2Bs, 3 3Bs, 15 HRs and 80 RBI in 281 Major League games (2006, 2008-2010).**

- > In 2009 he became 1st Giants rookie to start at 1st base in an opener since J.R. Phillips in 1995 and was youngest starting 1st baseman (25 years, 195 days) since Will Clark (25 years, 21 days) in 1989.
- > Was named to '09 Topps ML Rookie All-Star Team.
- > SF's 21st round selection in 2002 draft has posted impressive minor league numbers with .260 avg., 148 2Bs, 96 HRs and 407 RBI in 707 career minor league contests.

### 2010 SEASON

**Batted .266 (42-for-158) with 11 2Bs, 3 HRs and 22 RBI in 116 games.**

- > With addition of Aubrey Huff, Ishikawa primarily pinch-hit and was defensive replacement at 1st base late in games.
- > Was one of SF's most valuable pinch-hitters, batting .319 (15-for-47), which ranked as 7th-highest clip as pinch-hitter in NL.
- > Started just 2 of San Francisco's 1st 78 games of season, but saw increased playing time, starting 23 of SF's next 39 games (all at 1st base) from beginning of July to mid-August...more playing time coincided with trade of C Bengie Molina, which allowed Buster Posey to move from 1st base into full-time catching role...however, did not start SF's final 44 games (last start came Aug. 14)...batted .269 (25-for-93) with 2 HRs and 14 RBI in his 25 starting assignments...overall, appeared in 116 of SF's 162 games.
- > Was much better hitter on road, batting .326 (28-for-86) in 57 games compared to .194 (14-for-72) clip at AT&T Park...oddly enough, last season, hit just .162 (25-for-154) on road while batting .349 (60-for-172) on Shores of McCovey Cove.
- > Combined for .375 batting avg. (9-for-24) in May and June, however, hit just .254 (31-for-122) from July-end of season...ended year in 3-for-23 (.130) skid.
- > Hit his 1st career grand slam off Colorado's Ubaldo Jimenez in Giants' 7-run 3rd inning on July 3 at Coors Field...marked Giants 1st Grand Slam of season.

## Giants Gems

- > Born and raised in Federal Way, a town outside Seattle.
- > Travis' **father is 3rd generation Japanese**. His great-grandfather emigrated from Japan to work on the railroads.
- > Met his wife, Rochelle, because he was **hit in the mouth by a pitch in his first game with the San Jose Giants** in 2004. She was working in the dental office. He invited her to a game and hit a home run, but he never got her phone number. Rochelle ended up leaving a message with the team trainer to congratulate Travis on the homer and ask if he wanted her to show him around San Jose. They've been together ever since.
- > Knew his father played baseball as a kid, but he never talked about it. One day, when Travis was cleaning out the attic, he came across a box from his father's childhood. In it were newspaper clippings of **Alan Ishikawa throwing a no-hitter and a one-hitter in high school**.

## POSTSEASON HIGHLIGHTS

**Appeared in 10 games during postseason making one start, while batting .200 (2-for-10) with 2B and RBI.**

- Had RBI-2B in Game 1 of World Series...made his only start in Game 4 of World Series at 1st base, going 0-for-3.

## 2009

**Made his 1st career Opening Day roster and spent entire season with big league club as he batted .261 (85-for-326) with 10 2Bs, 2 3Bs, 9 HRs and 39 RBI in 120 games as SF's primary 1st baseman.**

- Among NL rookie leaders ranked 8th in runs (49), 9th in avg., hits, and RBI, tied for 9th in HRs, and 10th in total bases (126).
- Was named to Topps Major League Rookie All-Star Team.
- Started 88 games at 1st base and committed just 3 errors in 803 total chances (.996) for 3rd-highest fielding pct. among NL 1st baseman...only Atlanta's Adam LaRoche (.999) and Colorado's Todd Helton (.998) had better marks.
- Was much better hitter at home than on road, hitting 187 points higher at AT&T Park (.349, 60-for-172) than away from it (.162, 25-for-154)...in fact, his .349 home clip ranked as 5th-highest mark among all NL players with minimum of 100 home plate appearances...7 of his 9 HRs and 28 of his 39 RBI came on Shores of McCovey Cove...his .162 road avg. was lowest among all Giants players with 100+ plate appearances.
- Started Giants' opener at 1st base April 7 vs. Milwaukee, becoming 1st Giants rookie to start at 1st on OD since J.R. Phillips in 1995...also became youngest starting 1st baseman (25 years, 195 days) in an opener since Will Clark (25 years, 21 days) in 1989 (Sports Features Group).
- Had successful Opening Day, hitting 3-run 3B in 1st inning and finishing 2-for-5...according to *Elias*, became 4th player over past 20 seasons to hit 1st "grand-slam triple" in season opener...others were Barry Larkin (Cincinnati, 1990), Mike Greenwell (Boston, 1993) and Mark Bellhorn (Chicago-NL, 2003).
- Posted career-high 4 hits May 25 vs. Atlanta, hitting 3-run HR off Buddy Carlyle...that HR was 1st by Giants 1st baseman, ending stretch in which SF was last team in Majors to have player record clout from 1st base position.
- After having no HRs in his 1st 33 games, hit 7 of his 9 clouts on season in 27-game stretch from May 25-July 9...those 7 HRs were 2nd-most on Giants during that span, behind Pablo Sandoval (10).
- Recorded his hottest stretch of season in 29-game stint from May 25-July 11, hitting safely in 22 of those games and batting .326 (31-for-95) with 7 HRs and 17 RBI...included in that span was career-high 10-game hitting streak from July 2-11 (.351, 13-for-37).
- Went 2-for-5 with 3-run HR July 3 vs. Houston off Felipe Paulino...homer was originally ruled ground-rule 2B, but was overturned as umpire crew used home run replay system...was part of Giants' 1st back-to-back home runs of 2009, teaming with Juan Uribe July 9 vs. San Diego.
- Had career-best 3-walk performance Sept. 21 at Arizona.

## 2008

**Established himself as one of Giants best hitting prospects by hitting .299 (121-for-405) with 69 runs, 35 2Bs, 3 3Bs, 24 HRs, 94 RBI and .578 slugging pct. in 112 contests between double-A (64 games) and triple-A (48 games), which culminated in 33 game call-up with big league club.**

- Appeared in 33 games for Giants, batting .274 (26-for-95) with 12 runs, 6 2Bs, 3 HRs and 15 RBI in 1st Major League appearance since 2006.
- Was with big league club for 2 different stints, being recalled from triple-A Fresno Aug. 13 and then earning Sept. call-up...started 26 games (all at 1st base).
- Belted 1st ML HR Aug. 17 in Atlanta, 2 run shot off RHP Charlie Morton.
- Prior to his 2 stints with Giants, began year with double-A Connecticut, batting .291 (68-for-234) with 16 2Bs, 8 HRs and 45 RBI in 64 games...was promoted to triple-A Fresno June 20 and in 48 games batted .310 (53-for-171) with 19 2Bs, 3 3Bs, 16 HRs and 46 RBI.
- Among Giants organizational leaders ranked 2nd in HRs, 3rd in RBI and 4th in avg..
- Was named Giants Player of Month for both May and June.
- Was named Eastern League Player of Week for June 2-8 after going 10-for-22 (.455) with 3 HRs and 9 RBI.

## 2007

**Spent entire season in minors, splitting time between double-A Connecticut (.214 avg., 3 2Bs, 3 HRs and 17 RBI in 48 games) and Class A advanced San Jose (.268 avg., 15 2Bs, 13 HRs and 34 RBI in 56 contests).**

- Scuffled early in year, hitting just .214 (37-for-173) with 3 HRs and 17 RBI in 48 games with Defenders, before being moved to San Jose June 28.
- Had impressive power numbers with South Bay Giants with 15 2Bs, 3B, 13 HRs and .551 slugging pct. in 56 games.

**2006**

**Made his Major League debut, appearing in 12 games for SF after beginning year at double-A Connecticut (.232 avg., 13 2Bs, 4 3Bs, 10 HRs and 42 RBI in 86 games).**

- > Logged 1st year above single-A level, including trio of brief stints with Giants (April 17-20, May 25-30 and June 13-20).
- > Was recalled for 1st time April 17 when Lance Niekro was placed on Bereavement List, and made ML debut April 18 at Arizona.
- > Collected 1st big league hit April 19 in desert, single off Diamondbacks' Brandon Webb.
- > Made 1st ML start May 26 vs. Colorado and responded by going 3-for-4 with 2 2Bs and 3 RBI...went 7-for-24 (.292) with 3 2Bs and 4 RBI in 12 big league contests overall.
- > Played for Scottsdale Scorpions in Arizona Fall League.

**2005**

**Had his best season yet in minor leagues, hitting .282 (122-for-432) with 28 2Bs, 7 3Bs, 22 HRs and 79 RBI in 127 games for Cal League Champion Class A Advanced San Jose.**

- > Helped San Jose to California League championship, while clubbing career-best 22 HRs to finish 4th among Giants farmhands.
- > Hit .282 and established career standards for runs (87), 2Bs (28), 3Bs (7), HRs (22) and RBI (79).
- > Led SJ Giants in HRs and slugging (.532).
- > Shared San Jose's June Player of Month honors with Kevin Frandsen.

**2004**

**Split time between Class A Hagerstown and Class A Advanced San Jose hitting combined .253 (104-for-411) with 26 2Bs, 16 HRs and 64 RBI 113 games.**

- > Played majority of season for Hagerstown, batting .256 (91-for-355) with 19 2Bs, 15 HRs and 54 RBI.
- > Shared Suns lead with 15 HRs, while tying for 3rd with 54 RBI.
- > Earned Hagerstown's July Player of Month honors.
- > Was called up to San Jose Aug. 19 for remainder of season (16 games), hitting .232 (13-for-56) with 7 2Bs, HR and 10 RBI.

**2003**

**Opened campaign at Class A Hagerstown (57 games) before returning to short-season Salem-Keizer (66 games).**

- > Hit .206 (40-for-194) with 5 2Bs, 3 HRs and 22 RBI at Class A Hagerstown.
- > Had .254 avg. (63-for-248) with 17 2Bs, 3 HR and 31 RBI at Salem-Keizer.

**2002**

**Kicked off professional season playing in Arizona Rookie League and for Salem-Keizer Volcanoes.**

- > Batted .279 (19-for-68) with 4 2Bs, 2 3Bs, HR and 10 RBI in 19 games for ARL-Giants.
- > Hit .307 (27-for-88) with 2 2Bs, 3B, HR and 17 RBI in 23 games for Salem-Keizer.

**A GIANT IN THE COMMUNITY**

- > During 2009 season, Ishikawa visited and read to children at San Francisco's Main Library as part of Giants' and Oracle Read to Win Summer Reading Program.
- > Lent his image to Hep B Free campaign for Asian Heritage Week and also participated in home plate ceremony during week.

**PERSONAL**

- > Married (Rochelle, Nov. 3, 2007)...son (Isaiah, June 14, 2001)...daughter, (Faith Annabel, Sept. 24, 2008).
- > Graduated from Federal Way (WA) High School.
- > Led team to Washington State 4A baseball title in 2001 and runner-up spot in 2002.

## TRAVIS TAKASHI ISHIKAWA

Year	Club	AVG	G	AB	R	H	2B	3B	HR	RBI	SH	SF	HP	BB-I	SO	SB-CS	E	SLG	OBP
2002	ARL-Giants-R	.279	19	68	10	19	4	2	1	10	0	0	2	7-1	20	7-0	1	.441	.364
	Salem-Keizer-A	.307	23	88	14	27	2	1	1	17	1	1	1	5-0	22	1-1	4	.386	.347
2003	Hagerstown-A	.206	57	194	20	40	5	0	3	22	1	1	3	33-5	69	3-4	5	.278	.329
	Salem-Keizer-A	.254	66	248	53	63	17	4	3	31	0	1	5	44-0	77	0-0	11	.391	.376
2004	Hagerstown-A	.256	97	355	59	91	19	2	15	54	1	1	11	45-0	110	10-5	5	.448	.357
	San Jose-A	.232	16	56	10	13	7	0	1	10	0	1	1	10-2	16	0-0	0	.411	.353
2005	San Jose-A	.282	127	432	87	122	28	7	22	79	2	5	7	70-3	129	1-4	8	.532	.387
2006	Connecticut-AA	.232	86	298	33	69	13	4	10	42	1	3	3	35-0	88	0-0	5	.403	.316
	San Francisco	.292	12	24	1	7	3	1	0	4	0	0	0	1-0	6	0-0	0	.500	.320
2007	Connecticut-AA	.214	48	173	17	37	3	1	3	17	0	0	2	17-0	48	0-0	7	.295	.292
	San Jose-A	.268	56	198	35	53	15	1	13	34	0	1	4	19-0	78	0-0	7	.551	.342
2008	Connecticut-AA	.291	64	234	34	68	16	0	8	48	2	4	2	35-3	45	10-4	4	.462	.382
	Fresno-AAA	.310	48	171	35	53	19	3	16	46	0	3	4	14-0	36	0-1	1	.737	.370
2009	San Francisco	.274	33	95	12	26	6	0	3	15	0	0	0	9-1	27	1-0	3	.432	.337
	San Francisco	.261	120	326	49	85	10	2	9	39	1	2	4	30-3	89	2-2	3	.387	.329
2010	San Francisco	.266	116	158	18	42	11	0	3	22	1	1	0	13-2	29	0-0	0	.392	.329
Minor Totals		.260	707	2515	407	655	148	25	96	410	8	21	45	334-17	738	32-19	58	.454	.355
M.L. Totals		.265	281	603	80	160	30	3	15	80	2	3	4	53-6	151	3-2	6	.400	.327

## DIVISION SERIES RECORD

Year	Club, Opp	AVG	G	AB	R	H	2B	3B	HR	RBI	SH	SF	HP	BB-I	SO	SB-CS	E	SLG	OBP
2010	SF vs. ATL	.000	3	2	1	0	0	0	0	0	0	0	0	1-0	0	0-0	0	.000	.333

## CHAMPIONSHIP SERIES RECORD

Year	Club, Opp	AVG	G	AB	R	H	2B	3B	HR	RBI	SH	SF	HP	BB-I	SO	SB-CS	E	SLG	OBP
2010	SF vs. PHI	.250	5	4	0	1	0	0	0	0	0	0	1	0-0	3	0-0	0	.250	.400

## WORLD SERIES RECORD

Year	Club, Opp	AVG	G	AB	R	H	2B	3B	HR	RBI	SH	SF	HP	BB-I	SO	SB-CS	E	SLG	OBP
2010	SF vs. TEX	.250	2	4	1	1	1	0	0	1	0	0	0	1-0	1	0-0	1	.500	.400

## CAREER TRANSACTIONS

- Selected by San Francisco in 21st round of 2002 First-Year Player Draft. Signed by Matt Woodward.
- Placed on Bereavement List, June 9-12, 2009.

## CAREER FIELDING

Position	PCT.	G	PO	A	E	TC	DP
1st Base	.995	225	1220	105	6	1331	125

## CAREER HIGHS

- Hits: 4, May 25, 2009 vs. ATL
- Runs: 3, May 25, 2009 vs. ATL
- Doubles: 2 (3x), last: Aug. 3, 2010 at COL
- Triples: 1 (3x), last: July 10, 2009 vs. SD
- Home Runs: 1 (15x), last: Aug. 8, 2010 at ATL
- RBI: 4, July 3, 2010 at COL
- Walks: 3, Sept. 21, 2009 at AZ
- Stolen Bases: 1 (3x), last: July 6, 2009 vs. FLA
- Longest Hitting Streak: 10 games, July 2-11, 2009

## CAREER HOME RUN CHART

- Multi-HR Games (0)
- 3-HR Games (0)
- Grand Slams (1)  
July 3, 2010 at COL (off Ubaldo Jimenez)
- Pinch-Hit (1)  
April 17, 2010 at HOU (off Jeff Fulchino)
- Inside-the-Park (0)
- Game Ending (0)
- Leadoff (0)

# Waldis Joaquin

## RIGHT-HANDED PITCHER

**Birthdate:** December 25, 1986

**2011 Opening Day Age:** 24

**Birthplace:** La Vega, Dominican Republic

**Resides:** Villa Tapia, Dominican Republic

**Bats:** Right      **Throws:** Right

**Height:** 6-0      **Weight:** 238

**M.L. Service:** 69 days

**How Obtained:** Obtained: Signed minor league contract, Dec. 3, 2010

**Contract Status:** Non-Roster Invitee



### CAREER

**24-year-old has logged 17-12 record with 3.13 ERA (106er, 305.0ip) and 279 Ks against 140 BBs in 146 games (39 starts) over 7 seasons within Giants' minor league system.**

- Made his big league debut in 2009 with 10 appearances.
- Agreed to participate for Netherlands in 2006 World Baseball Classic, but did not appear in any games.
- Was signed by SF as non-drafted free agent in 2003... was removed from 40-man roster after 2010 season and was selected by Chicago-AL off waivers...however, he rejected claim and signed minor league contract with SF on Dec. 3, 2010.
- Entered 2009 season tabbed by *Baseball America* as San Francisco's 11th-best prospect.

### 2010 SEASON

**Played between 3 different levels during season, making most of his appearances with triple-A Fresno after beginning year on San Francisco's Opening day roster.**

- Made his 1st career Opening Day roster and appeared in 4 games with Giants (0-0, 9.64 ERA, 7 BBs and 2 strikeouts in 4.2ip) in 2 stints, although did play in game during his 2nd appearance with club (May 27-29).
- Was optioned to triple-A Fresno May 1...appeared in 23 games for Grizzlies (5 starts), going 1-2 with 4.93 ERA (19er, 34.2ip) with 33 strikeouts.
- Made 4 appearances with ARL-Giants, going 0-0 with 1.50 ERA (1er, 6.0ip).

### 2009

**Spent majority of season at double-A Connecticut before getting big league call Aug. 1...made 2 separate stints with Giants and overall logged 4.22 ERA (5er, 10.2ip) in 10 appearances.**

- Made just one appearance in 1st call-up in what was his Major League debut Aug. 4 at Houston, allowing one run on 2 hits in Giants' 8-1 victory.
- Was recalled final time when rosters expanded Sept. 1 and proceeded to log 9 games for SF, allowing 4 runs in 9.2 innings.
- Worked strictly out of bullpen for 1st time in his career, fashioning 5-5 record with 2.25 ERA (16er, 64.0ip) with 2 saves and 56 strikeouts in 44 games at triple-A and double-A, while holding opponents scoreless in 34 of 44 outings.
- Had season-high 17.1-scoreless inning streak, starting with last 5 outings with double-A and extending through his 8 outings at triple-A.

### 2008

**Combined to go 1-3 with 4.42 ERA (35er, 71.1ip) in 36 games (7 starts) with Class A Augusta and Class A Advanced San Jose.**

### 2007

**Went perfect 3-0 with 2.84 ERA (12er, 38.0ip) in 15 games (5 starts) for short-season Salem-Keizer.**

### 2006

**Missed season due to right elbow surgery.**

### 2005

**Spent entire season in Arizona League, going 1-1 with 3.64 ERA (12er, 29.2ip) in 10 games (5 starts).**

### 2004

**Made professional debut with DSL Giants, logging 6-1 record and 1.61 ERA (11er, 61.1ip) in 14 games (13 starts).**

### Personal

- Single.

## WALDIS JOAQUIN

Year	Club	W-L	ERA	G	GS	CG	SH	SV	IP	H	R	ER	HR	HB	BB	SO	WP	BK
2004	DSL-Giants-R	6-1	1.61	14	13	0	0	0	61.1	51	21	11	0	6	28	44	5	2
2005	ARL-Giants-R	1-1	3.64	10	5	0	0	1	29.2	28	17	12	1	1	10	37	1	1
2006	Salem-Keizer-A								-Injured, Did not Pitch-									
2007	Salem-Keizer-A	3-0	2.84	15	5	0	0	0	38.0	24	13	12	2	2	16	30	2	0
2008	Augusta-A	1-2	4.33	27	3	0	0	2	52.0	49	32	25	1	1	20	49	3	1
	San Jose-A	0-1	4.66	9	4	0	0	0	19.1	20	13	10	2	0	11	23	0	0
2009	Connecticut-AA	4-5	2.67	36	0	0	0	1	54.0	36	17	16	0	0	28	40	3	0
	Fresno-AAA	1-0	0.00	8	0	0	0	1	10.0	5	0	0	0	0	2	16	0	0
	San Francisco	0-0	4.22	10	0	0	0	0	10.2	10	5	5	1	2	7	12	3	0
2010	San Francisco	0-0	9.64	4	0	0	0	0	4.2	6	6	5	0	1	7	2	2	1
	Fresno-AAA	1-2	4.93	23	5	0	0	2	34.2	44	24	19	4	3	22	33	1	0
	ARL-Giants-R	0-0	1.50	4	4	0	0	0	6.0	3	1	1	0	1	3	7	1	0
Minor Totals		17-12	3.13	146	39	0	0	7	305.0	260	138	106	10	14	140	279	16	4
M.L. Totals		0-0	5.87	14	0	0	0	0	15.1	16	11	10	1	3	14	14	5	1

## CAREER TRANSACTIONS

- Signed by San Francisco as non-drafted free agent, Oct. 31, 2003.
- Selected off waivers by Chicago-AL from San Francisco, Nov. 22, 2010.
- Signed by San Francisco to minor league contract, Dec. 3, 2010.

## CAREER FIELDING

Position	PCT.	G	PO	A	E	TC	DP
Pitcher	1.000	14	0	2	0	2	0

## CAREER HIGHS

- **Low-Hit CG:** No career complete games
- **CG Shutout:** No career complete games
- **Innings Pitched:** **Starter:** None  
**Reliever:** 2.0, April 16, 2010 at LAD  
3, Sept. 9, 2009 vs. SD
- **Most Strikeouts:** None
- **Winning Streak:** None
- **Losing Streak:** None
- **Scoreless Streak:** 3.1 innings, Sept. 15-20, 2009

## Giants Triple Plays – SF-Era History

## Hit Into Triple Play

Date	Gm	Inn	Fid Team	Bat Team	Ballpark	TPSeq
April 27, 1958		B1	Chicago Cubs	SF Giants	Seals Stadium	1-4-3
May 31, 1964	2	T14	New York Mets	SF Giants	Shea Stadium	6-6-3
July 9, 1986		B5	Chicago Cubs	SF Giants	Candlestick Park	1-5-3
May 10, 1997		B5	Chicago Cubs	SF Giants	3Com Park	8-5-4
Aug. 5, 1998		T5	New York Mets	SF Giants	Shea Stadium	3-6-3-2
Aug. 30, 1998		B8	Philadelphia Phillies	SF Giants	3Com Park	6-4-3
Sept. 6, 2009		T6	Milwaukee Brewers	SF Giants	Miller Park	5-4-3


## Turned Triple Play

Date	Gm	Inn	Fid Team	Bat Team	Ballpark	TPSeq
May 3, 1965		B6	SF Giants	St. Louis Cardinals	Sportsman's Park IV	1-6-3-2
May 2, 1967		B2	SF Giants	New York Mets	Shea Stadium	1-6-3
June 21, 1976		B3	SF Giants	San Diego Padres	Jack Murphy Stadium	3-6-3
Oct. 3, 1980		T4	SF Giants	San Diego Padres	Candlestick Park	4-6-3
May 8, 1998		B4	SF Giants	Chicago Cubs	Wrigley Field	3-3-6
June 14, 1999		B5	SF Giants	Colorado Rockies	Coors Field	5-4-3
May 30, 2008		T8	SF Giants	San Diego Padres	SBC Park	5-4-3

# Thomas Joseph

## CATCHER

**Birthdate:** July 16, 1991  
**2011 Opening Day Age:** 19  
**Birthplace:** Phoenix, Arizona  
**Resides:** Phoenix, Arizona  
**Bats:** Right **Throws:** Right  
**Height:** 6-1 **Weight:** 220  
**M.L. Service:** None  
**How Obtained:** Giants' 2nd round selection in 2009 First-Year Player Draft  
**Contract Status:** Non-Roster Invitee



- > Enters 2011 campaign tabbed by *Baseball America* as 10th-best prospect in SF's organization

### CAREER

**One of San Francisco's prized young players, backstop was Giants' 2nd round pick in 2009 First-Year Player Draft.**

- > Was named Augusta GreenJackets' Player of Month for April in 2010 after hitting .267 (20-for-76) with 4 HRs and 20 RBI.
- > Named to South Atlantic League mid-season All-Star team in 2010.
- > Was selected by Giants in 2nd round (55th pick overall) in 2009 First-Year Player Draft.

### 2010 SEASON

**Slugging catcher made his professional debut with Class A Augusta batting .236 (103-for-436) with 22 2Bs, 16 HRs and 68 RBI in 117 games.**

- > Finished 3rd on team with 16 HRs.
- > In his 1st professional game he collected 3 hits and hit 2-run homer while driving in 5 RBI.
- > In 65 games at catcher position, threw out 26-of-78 (33.3%) attempted base stealers.
- > Had stellar 2nd half of season, posting .260 avg. (58-for-223) with 14 2Bs, 10 HRs, 38 RBI and .466 slugging pct.
- > Entered 2010 season as Giants' 6th-best prospect by *Baseball America*.

### PERSONAL

- > Single.
- > Graduated from Horizon (Scottsdale, AZ) High School.
- > Became 2nd player drafted out of Horizon High School by Giants in 3 year period with RHP Tim Alderson being selected in 1st round by San Francisco in 2007.
- > Earned 2009 All-Arizona high school honors in baseball after hitting .494 in 37 games with 15 HRs while driving in 36 RBI.

### THOMAS RICHARD JOSEPH

Year	Club	AVG	G	AB	R	H	2B	3B	HR	RBI	SH	SF	HP	BB-I	SO	SB-CS	E	SLG	OBP
2010	Augusta-A	.236	117	436	46	103	22	1	16	68	0	3	8	26-2	116	0-0	7	.401	.290

### CAREER TRANSACTIONS

- Selected by San Francisco in 2nd round of 2009 First-Year Player Draft. Signed by Hugh Walker.

# Marc Kroon

## RIGHT-HANDED PITCHER

**Birthdate:** April 2, 1973

**2011 Opening Day Age:** 37

**Birthplace:** Bronx, New York

**Resides:** Phoenix, Arizona

**Bats:** Switch      **Throws:** Right

**Height:** 6-2      **Weight:** 168

**M.L. Service:** 156 days

**How Obtained:** Signed minor league contract  
Jan. 25, 2011

**Contract Status:** Non-Roster Invitee



Kroon

### Career

**37-year-old returns to United States after 6-years in Japan where he was star closer for Yokohama BayStars and Yomiuri Giants, striking out 12.3 batters per 9.0 innings and recording 177 saves.**

- > New York native has 0-2 record with 7.43 ERA (22er, 26.2ip) in 26 Major League games.
- > Has forged 41-49 mark with 4.07 ERA (356er, 788.0ip) in 347 minor league games (97 starts).
- > Compiled 177 saves and 2.68 ERA (91er, 305.1ip) in 6 seasons pitching in Japan.
- > Has pitched for 7 different organizations including 2 Japanese clubs including New York-NL (1991-1993), San Diego (1993-1998), Cincinnati (1998), Seattle (1999), Los Angeles-NL (2000), Los Angeles-AL (2003), Colorado (2004), Yokohama (2005-07) and Yomiuri (2008-10).
- > Was originally 2nd round selection by New York-NL in 1991 First-Year Player Draft.

### 2010 SEASON

**In his final season with Yomiuri went 4-3 with 4.26 ERA (24er, 50.2ip) and 25 saves in 52 games.**

### 2009

**Posted career-low 1.26 ERA (7er, 50ip), while going 1-3 with 27 saves in 46 appearances for Yomiuri.**

### 2008

**Signed as free agent with Yomiuri Giants and went 1-4 with 2.21 ERA (15er, 61.0ip) and 91 strikeouts.**

- > Led Japanese Central League with 41 saves.
- > Broke his previous record for fastest pitch in Japanese baseball with 162km/h (101 mph) pitch.

### 2007

**Appeared in 43 games for Yokohama, going 2-1 with 2.76 ERA (13er, 42.1ip) and 31 saves.**

### 2006

**In 2nd season with Yokohama went 2-5 with 3.00 ERA (16er, 48.0ip) and 27 saves.**

- > Fashioned impressive mark of 13.1 strikeouts per 9.0 innings (70Ks, 48.0ip).
- > Had 8.75 SO/BB ratio (70k/8BB).

### 2005

**Signed with Yokohama BayStars and became their full-time closer recording 3-2 mark with 2.70 ERA (16er, 53.1ip) and 26 saves in 55 appearances.**

- > Set record for fastest pitch ever in Japanese baseball, at 161 km/h (100 mph).

### 2004

**Spent majority of season with triple-A Colorado Springs, going 2-3 with 2.72 ERA (15er, 49.2ip) and 20 saves...Appeared in 6 games for Colorado and sported 6.00 ERA (4er, 6.0ip).**

### 2003

**Combined to go 5-4 with 3.20 ERA (21er, 59.0ip) in 46 games (1 start) with double-A Arkansas and triple-A Salt Lake in Los Angeles-AL's organization.**

- > Went 3-3 with 3.00 ERA (15er, 45.0ip) and 60 Ks in 37 appearances (1 start) with Arkansas.
- > Was promoted to Salt Lake at end of July and finished year 2-1 with 3.86 ERA (6er, 14.0ip) in 9 games.

### 2002

**Did not pitch due to 2nd surgery to right elbow to reroute nerves.**

**2001**

Did not pitch due to reconstructive surgery on his right elbow.

**2000**

Appeared in 4 games for triple-A Albuquerque (Los Angeles-NL) before going on disabled list May 17 with partial tear in right elbow.

**1999**

Signed minor league deal with Seattle and pitched 13 games for triple-A Tacoma forging 3-2 record with 6.11 ERA (24er, 35.1ip).

**1998**

Made his 1st career Opening Day roster with San Diego but was traded to Cincinnati April 8 for RHP Buddy Carlyle and appeared in 4 games for Reds.

- > Spent month on disabled list with left shoulder tendonitis.

**1997**

Spent majority of season with triple-A Las Vegas (San Diego), going 1-3 with 4.54 ERA (21er, 41.2ip) and 15 saves.

- > Made 3 brief appearances in Majors with San Diego (April 26-May 6, May 20-22 and Sept. 3-remainder of season), going 0-1 with 10.80 ERA (8er, 11.1ip) in 12 games.

**1996**

Spent entire season with double-A Memphis exclusively pitching out of 'pen and converting organizational-high 22 saves with career-low 2.89 ERA (15er, 46.2ip) in 44 appearances.

- > Finished 5th in Southern League with 22 saves.
- > Held opponents to .192 avg. against.

**1995**

Made his Major League debut July 7 at Houston after midseason call-up from double-A Memphis where he went 7-5 with 3.51 ERA (45er, 115.1ip) with 2 saves.

- > Led Southern League with 9.55 K/9.
- > Allowed all 3 batters he faced to reach base (1 hit and 2 walks), which led 2 runs in Major League debut July 7 at Houston.
- > Entered season rated as 69th-best prospect in baseball by *Baseball America*.

**1994**

After being traded to San Diego during off-season played for Class A Advanced Rancho Cucamonga and went 11-6 with 4.83 ERA (77er, 143.1ip) in 26 starts.

- > Set career-highs with 11 wins and 153 strikeouts.
- > Ranked 2nd in California League with 153 Ks and 9.61 K/9.

**1993**

Spent entire season with Class A Capitol City and went 2-11 with 3.47 ERA (48er, 124.1ip) in 29 games.

- > Recorded 122 strikeouts with Capitol City and earned his 1st 2 professional saves.

**1992**

Started 12 games for rookie-level Kingsport and held opposing batters to .211 avg. against.

**1991**

Made his pro debut with GCL-Mets and fashioned 4.53 ERA (24er, 47.2ip) while striking out 39 batters.

**Personal**

- > Married (Tricia Rohn), son (Marc, Jr., Feb. 15, 1995).
- > Graduated from Shadow Mountain High School (Phoenix, AZ).

## MARC JASON KROON

Year	Club	W-L	ERA	G	GS	CG	SHO	SV	IP	H	R	ER	HR	HB	BB	SO	WP	BK
1991	GCL-Mets-R	2-3	4.53	12	10	1	0	0	47.2	39	33	24	1	4	22	39	10	5
1992	Kingsport-R	3-5	4.10	12	12	0	0	0	68.0	52	41	31	3	1	57	60	13	2
1993	Capital City-A	2-11	3.47	29	19	0	0	2	124.1	123	65	48	6	5	70	122	10	2
1994	Rancho Cucu-A	11-6	4.83	26	26	0	0	0	143.1	143	86	77	14	11	81	153	9	3
1995	Memphis-AA	7-5	3.51	22	19	0	0	2	115.1	90	49	45	12	6	61	123	16	1
	<b>San Diego</b>	<b>0-1</b>	<b>10.80</b>	<b>2</b>	<b>0</b>	<b>0</b>	<b>0</b>	<b>0</b>	<b>1.2</b>	<b>1</b>	<b>2</b>	<b>2</b>	<b>0</b>	<b>0</b>	<b>2</b>	<b>2</b>	<b>0</b>	<b>0</b>
1996	Memphis-AA	2-4	2.89	44	0	0	0	22	46.2	33	19	15	4	3	28	56	6	1
1997	Las Vegas-AAA	1-3	4.54	46	0	0	0	15	41.2	34	22	21	5	3	22	53	6	0
	<b>San Diego</b>	<b>0-1</b>	<b>6.35</b>	<b>12</b>	<b>0</b>	<b>0</b>	<b>0</b>	<b>0</b>	<b>11.1</b>	<b>14</b>	<b>9</b>	<b>8</b>	<b>2</b>	<b>1</b>	<b>5</b>	<b>12</b>	<b>1</b>	<b>0</b>
1998	<b>San Diego</b>	<b>0-0</b>	<b>0.00</b>	<b>4</b>	<b>0</b>	<b>0</b>	<b>0</b>	<b>0</b>	<b>2.1</b>	<b>0</b>	<b>0</b>	<b>0</b>	<b>0</b>	<b>0</b>	<b>1</b>	<b>2</b>	<b>0</b>	<b>0</b>
	<b>Cincinnati</b>	<b>0-0</b>	<b>13.50</b>	<b>4</b>	<b>0</b>	<b>0</b>	<b>0</b>	<b>0</b>	<b>5.1</b>	<b>7</b>	<b>8</b>	<b>8</b>	<b>0</b>	<b>1</b>	<b>8</b>	<b>4</b>	<b>2</b>	<b>1</b>
	Indianapolis-AAA	3-2	5.63	39	0	0	0	1	46.1	39	29	29	6	5	47	36	14	0
1999	Tacoma-AAA	3-2	6.11	13	5	0	0	0	35.1	31	24	24	5	4	21	38	1	1
	ARL-Mariners-R	0-0	3.86	4	4	0	0	0	7.0	5	3	3	2	0	0	12	0	0
2000	Albuquerque-AAA	0-1	7.36	4	1	0	0	1	3.2	6	4	3	0	0	7	1	0	0
2001									-Injured, Did Not Pitch-									
2002									-Injured, Did Not Pitch-									
2003	Arkansas-AA	3-3	3.00	37	1	0	0	4	45.0	28	20	15	1	6	31	60	8	0
	Salt Lake-AAA	2-1	3.86	9	0	0	0	2	14.0	10	6	6	2	1	3	10	1	0
2004	Colo Springs-AAA	2-3	2.72	50	0	0	0	20	49.2	44	23	15	3	1	26	72	9	0
	<b>Colorado</b>	<b>0-0</b>	<b>6.00</b>	<b>6</b>	<b>0</b>	<b>0</b>	<b>0</b>	<b>0</b>	<b>6.0</b>	<b>7</b>	<b>4</b>	<b>4</b>	<b>1</b>	<b>0</b>	<b>10</b>	<b>3</b>	<b>1</b>	<b>0</b>
2005	Yokohama-J	3-2	2.70	55	0	0	0	26	53.1	42	18	16	2	0	23	61	1	0
2006	Yokohama-J	2-5	3.00	47	0	0	0	27	48.0	38	16	16	4	1	8	70	4	0
2007	Yokohama-J	2-1	2.76	43	0	0	0	31	42.1	35	14	13	3	2	15	65	5	0
2008	Yomiuri-J	1-4	2.21	61	0	0	0	41	61.0	34	18	15	1	3	27	91	13	0
2009	Yomiuri-J	1-3	1.26	46	0	0	0	27	50.0	36	10	7	1	2	19	57	4	0
2010	Yomiuri-J	4-3	4.26	52	0	0	0	25	50.2	35	25	24	5	0	29	73	4	0
<b>Minor Totals</b>		<b>41-49</b>	<b>4.07</b>	<b>347</b>	<b>97</b>	<b>1</b>	<b>0</b>	<b>69</b>	<b>788.0</b>	<b>677</b>	<b>424</b>	<b>356</b>	<b>64</b>	<b>50</b>	<b>476</b>	<b>835</b>	<b>103</b>	<b>15</b>
<b>Japanese Totals</b>		<b>13-18</b>	<b>2.68</b>	<b>304</b>	<b>0</b>	<b>0</b>	<b>0</b>	<b>177</b>	<b>305.1</b>	<b>220</b>	<b>101</b>	<b>91</b>	<b>17</b>	<b>8</b>	<b>121</b>	<b>417</b>	<b>31</b>	<b>0</b>
<b>M.L. Totals</b>		<b>0-2</b>	<b>7.76</b>	<b>26</b>	<b>0</b>	<b>0</b>	<b>0</b>	<b>0</b>	<b>26.2</b>	<b>29</b>	<b>23</b>	<b>23</b>	<b>3</b>	<b>2</b>	<b>26</b>	<b>23</b>	<b>4</b>	<b>1</b>

## CAREER TRANSACTIONS

- Signed by New York-NL as supplemental pick between 2nd and 3rd rounds in 1991 June First-Year Draft.
- Acquired by San Diego as player to be named later along with OF Randy Curtis in exchange for OF Terry Sanders and RHP Frank Seminora, Dec. 10, 1993.
- Acquired by Cincinnati in exchange for RHP Buddy Carlyle, April 8, 1998.
- Placed on Disabled List with left shoulder tendonitis, May 7-June 11, 1998.
- Signed minor league contract with Seattle, Dec. 16, 1998.
- Signed minor league contract with Los Angeles-NL, March 27, 2000.
- Placed on Disabled List with partial tear in right elbow, May 17, 2000.
- Signed minor league contract with Los Angeles-AL, Jan. 30, 2003.
- Signed minor league contract with Colorado, Dec. 4, 2003.
- Signed minor league contract with San Francisco, Jan. 25, 2011.

## CAREER FIELDING

Position	PCT.	G	PO	A	E	TC	DP
----------	------	---	----	---	---	----	----

Pitcher	1.000	26	0	6	0	6	1
---------	-------	----	---	---	---	---	---

## CAREER HIGHS

- **Low-Hit CG:** No career complete games
- **CG Shutout:** No career complete games
- **Innings Pitched:** Starter: None  
Reliever: 3.0, Sept. 6, 1997 vs. ATL (w/SD)  
4, Sept. 6, 1997 vs. ATL (w/SD)
- **Most Strikeouts:** None
- **Winning Streak:** None
- **Losing Streak:** 2, July 7, 1995-current
- **Scoreless Streak:** 6.1 innings, Sept. 26, 1997-April 9, 1998 (w/SD and CIN)

# Tim Lincecum

## RIGHT-HANDED PITCHER

**Birthdate:** June 15, 1984

**2011 Opening Day Age:** 26

**Birthplace:** Bellevue, Washington

**Resides:** Seattle, Washington

**Bats:** Left      **Throws:** Right

**Height:** 5-11      **Weight:** 157

**M.L. Service:** 3 years, 148 days

**How Obtained:** Giants' 1st round selection (10th overall) in 2006 First-Year Player Draft

**Contract Status:** Signed through 2011



- > 2008 and 2009 National League Cy Young Award winner
- > 2008 and 2009 NL Pitcher of Year by *The Sporting News*
- > 3-time NL All-Star (2008, 2009, 2010)
- > 1 of just 4 pitchers to win NL Cy Young Award in back-to-back seasons
- > 1st player to win Cy Young Award twice in 1st 2 full seasons in Majors
- > Elected winner of Babe Ruth Award as Most Valuable Player throughout 2010 postseason
- > Has 5th-highest winning pct. in ML history through 1st 4 full seasons (min. 50 decisions)
- > Became 38th pitcher in Giants franchise history to make his 1st 100 starts with club
- > Ranks 9th and 10th on Giants franchise list in strikeouts for single season for 2008 (265) and 2009 (261)
- > Has led NL in strikeouts in each of his last 3 seasons, joining Randy Johnson (1999-2002) and Warren Spahn (1949-52) as only NL pitchers since World War II to pace league in strikeouts for 3-consecutive seasons
- > His 265 strikeouts in 2008 are SF-era single season record
- > 1 of 9 Giants since 1900 to compile 200 strikeouts in single season
- > Has taken no-hitter through 6.0 innings just once in his career: July 9, 2009 vs. San Diego
- > 1 of 3 SF Giants to lead NL rookies in strikeouts (150 in 2007)
- > 5th-quickest Giant to reach Majors following draft (334 days)
- > 2006 Golden Spikes Award winner as collegiate baseball's top player

### CAREER

**2-time NL Cy Young Award winner and 3-time NL All-Star has established himself as one of top pitchers in baseball, going 56-27 (.675) with 3.04 ERA (274er, 811.0ip), along with 907 strikeouts in 123 Major League games (122 starts).**

- > Is 1st Giants pitcher with pair of Cy Young Awards (2008 and 2009) and is 1 of just 4 pitchers to win NL Cy Young Award in back-to-back seasons, joining Sandy Koufax (1965-66), Greg Maddux (1992-95) and Randy Johnson (1999-2002)...is also youngest NL pitcher to accomplish feat...is also 1st player to win award twice in his 1st 2 full seasons in Major Leagues...only other pitcher to even do it twice in his 1st 5 seasons is Roger Clemens, who won it in his 3rd and 4th seasons (1986 and 1987).
- > Was named NL Pitcher of Year by *The Sporting News* in 2008 and 2009.
- > Elected winner of Babe Ruth Award as MVP throughout 2010 playoffs by BBWAA's New York Chapter...posted 4-1 record with 2.43 ERA in 6 postseason appearances (5 starts), with 43 strikeouts against 9 walks.
- > Owns 7th-highest winning pct. in Majors since 2008, fashioning 49-22 (.690) mark.
- > Has 5th-highest winning pct. among active pitchers through his 1st 4 seasons (min. 50 decisions) with .675 figure...only Jon Lester (.724), Tim Hudson (.711), Roy Oswalt (.700) and Barry Zito (.678) had better marks.
- > Is 1 of only 2 pitchers to have career winning pct. of .700 or greater through his 1st 3 MLB seasons, joining Dwight Gooden (.58-19, .753 from 1984-86).
- > Is 2nd-fastest player in SF-era history to win his 50th career game, doing so in his 109th career contest (Juan Marichal earned his 50th win in his 97th game)...prior to Lincecum, 3 most recent pitchers who had winning pct. of .700 or higher and an ERA below 3.00 at time of their 50th win in big leagues were Dwight Gooden in 1980s, Ron Guidry in 1970s and Whitey Ford in 1950s.
- > 90 of his 122 (73.8%) career starts have been quality outings, which is 5th-most in Majors since 2007, behind CC Sabathia (97), Dan Haren (96), Felix Hernandez (93) and Roy Halladay (91).
- > Is 45-3 (.938) with 2.75 ERA (149er, 488.0ip) when Giants score at least 3 runs of support for him (72 starts)...SF is 52-20 (.722) in those games.

- Won 3rd-closest NL Cy Young vote in 2009 since current election format was created in 1970, edging Chris Carpenter and Adam Wainwright, both of St. Louis Cardinals. Lincecum's 15 wins in 2009 were fewest for any starting pitcher to win Cy Young in season not shortened by work stoppage.
- Was named 2008 NL Cy Young Award winner by Baseball Writers Association of America (BBWAA), receiving 23 of 32 1st-place votes...became just 2nd pitcher in Giants history to capture Cy Young honors and 1st in 41 years since Mike McCormick in 1967...joined Dwight Gooden (Mets, 1985), Bret Saberhagen (Royals, 1985) and Fernando Valenzuela (Dodgers, 1981) as only pitchers to win Cy Young Award in their 1st full big league season.
- At 24 years old, became youngest Cy Young winner, in either league, since Roger Clemens, who won his 1st of 7 Cys at age 24 in 1986.
- Among other 2008 awards, Lincecum was named NL

## Giants Gems

- **Tim's father, Chris**, a retired Boeing employee, says he **began teaching Tim his mechanics at the age of 4** —“built it from scratch,” as he puts it. Chris used the same mechanics himself as a young player, and made it to semi-pros. He starred for Green River Community College in the early 1970s.
- **Tim's delivery is the creation of his father, who emphasized three fundamentals: 1) “tilt”** – the turn of Tim's shoulders toward the third base dugout, forcing him to pick up the target out of the corner of his left eye; 2) **“dangle”** – the downward thrust of his right arm as he turns toward home plate; and 3) **“reach”** – the violent forward propulsion that creates a stride that exceeds his height.
- The normal stride length for a pitcher is 77% to 87% of his height. Tim's stride is 129%, or roughly 7 ½ feet.
- At Liberty High School in Renton, Wash., Tim was **4-foot-11 and 85 pounds as a freshman**. By the time he entered college, he stood 5-foot-9 and 135 pounds.
- Father always tells the story of how as a junior at Liberty High, Tim came home one day and wanted to try out for the golf team. He had played 27 holes during his entire life and did not own a set of club's. Playing with a borrowed set, he needed to shoot 40 on the last of three nine-hole rounds to make the team. He shot a 39.
- Was given the **nickname “The Franchise”** by former Giants reliever Steve Kline.
- Giants pitching coach Dave Righetti compares Lincecum to former Yankees great Ron Guidry.
- His first big purchase as a big leaguer was a Mercedes CLS55 (his number) that he bought from former teammate Dave Roberts. Bought the CLS55 Mercedes Benz in large part because the initials CLS corresponded to Chris (his father), Leo (his grandfather) and Sean (his brother), and 55, of course, is Lincecum's jersey number.
- His favorite pitchers were Sandy Koufax and Nolan Ryan.
- If he wasn't playing baseball, would love to be an outdoorsman.
- Bought a house in Seattle during the off-season.
- His **French bulldog, Cy**, was a regular visitor to the Giants clubhouse last season. He had his own bed in front of Tim's locker.
- Inspired by Giants general managing partner Bill Neukom, Tim **began wearing bow-ties** on the team plane. He learned the tying technique by watching a video on YouTube.
- He cleans his own cleats on the days he pitches.
- Lincecum played **nine years of football** (quarterback and defensive back) and **eleven of basketball** (point guard) as a kid.
- Unlike most starting pitchers, who want to be left completely alone on the day they're pitching, Lincecum talks and jokes with teammates while he's in the clubhouse. He says his focus doesn't lock in until he steps on the field, throws his eight warm-up pitches and loses himself in the first strains of the song he has chosen as his intro music.
- He loses weight so easily when he's playing that he has to pack in as many calories as he can in the off-season. “Like a bear fattening up,” he says.
- He's a **natural athlete who can do standing back flips and walk on his hands**. He jumps onto the outfield wall when he's shagging flies during batting practice “as if he's trying to make the highlight reel for ESPN,” says Giants manager Bruce Bochy.
- He is **something of a human jukebox**. He knows the lyrics to hundreds of songs, from Frank Sinatra to the Beatles to rap, country and techno. He once performed My Prerogative by Bobby Brown for a local Washington radio station when he was in college.

Pitcher of Year by *The Sporting News* and was Players Choice for Most Outstanding NL Pitcher, announced by MLB Players Association...was also chosen as Starter of Year in MLB.com's annual This Year in Baseball Awards presented by State Farm, which was voted on by fans... was also selected to his first-ever NL All-Star team.

- Has led NL in strikeouts in each of his last 3 seasons, joining Randy Johnson (1999-2002) and Warren Spahn (1949-52) as only NL pitchers since World War II to pace league in strikeouts for 3-consecutive seasons... Lincecum also joins Christy Mathewson (1903-05) as only pitchers in Giants franchise to pace league in Ks for 3-straight years.
- Set new record for most strikeouts in pitcher's 1st 4 seasons combined, surpassing Dwight Gooden's previous mark of 892 strikeouts in 924.1 innings...Lincecum set mark with 907 strikeouts in 811.0 frames.
- Led all ML pitchers with 265 strikeouts in 2008, establishing SF-era single-season strikeout record, surpassing Jason Schmidt's 2004 total of 251.
- Is listed 9th and 10th on franchise's all-time strikeouts list for single season, with Mickey Welch establishing Giants standards of 345 for 1884 New York club.
- His 907 strikeouts rank as 14th-most on Giants all-time franchise list.
- Has 26 career games with at least 10 strikeouts...that's 3rd-most 10K games by Giants pitcher since 1900 (Christy Mathewson with 28 and Jason Schmidt with 27)...that's also most double-digit K games in Majors since his debut in 2007...Johan Santana and Justin Verlander rank 2nd with 16 each.
- Has allowed 5th-highest stolen base pct. in Majors since 2007, allowing 85.6% of runners to steal (77 stolen bases, 13 caught stealing).
- Has taken no-hitter through 6.0 innings just once in his career: July 9, 2009 vs. San Diego (6.0ip without allowing hit).
- Giants' 1st round selection (10th overall) in 2006 First-Year Player Draft became 4th member of that draft class

## 2010 SEASON

**Went 16-10 with 3.43 ERA (81er, 212.1ip), 231 strikeouts and .242 opponents avg. against (194-for-802) in 33 starts in what was his 3rd full season at Major League level...was named to his 3rd-straight All-Star team.**

- Suffered career-high 10 losses and allowed career-highs in hits (194), runs (84), home runs (18) and posted his highest ERA in season since 2007.
- Led National League with 231 strikeouts for 3rd year

## 200-Strikeout Seasons in SF-Era History (Since 1958)

Rank	Player, Year	SO
1.	<b>Tim Lincecum, 2008</b>	<b>265</b>
2.	<b>Tim Lincecum, 2009</b>	<b>261</b>
3.	Jason Schmidt, 2004	251
4.	Juan Marichal, 1963	248
5.	John Montefusco, 1965	240
6.	Gaylord Perry, 1970	233
7.	<b>Tim Lincecum, 2010</b>	<b>231</b>

## Giants Career Winning Percentage Leaders (Minimum 50 Decisions)

PCT	W-L	Pitcher
.693	95-42	Sal Maglie
.688	174-79	Tim Keefe
.678	78-37	Jason Schmidt
<b>.675</b>	<b>56-27</b>	<b>Tim Lincecum</b>
.664	372-188	Christy Mathewson
.656	82-43	Jesse Barnes

to matriculate to Majors, joining Tigers' Andrew Miller, Mets' Joe Smith and Mariners' Brandon Morrow...is 1 of 2 active players to be selected in 1st round and make their Major League debut as starting pitcher within year of draft, joining Jeff Weaver (April 14, 1999 w/DET).

- Became 2nd quickest Giant to register 100 strikeouts at beginning of career, needing 91.0 innings...Masanori Murakami collected 100 Ks in 88.1 frames in 1964, while Jesse Foppert is 3rd with 107.2 innings in 2003 (courtesy: *Bill Arnold/Sports Features Group*).
- Made big league debut May 6, 2007 vs. Philadelphia, just 334 days after being selected in June 6, 2006 draft out of University of Washington...at time of his debut became 5th-quickest Giant to reach big leagues following draft behind Jeff Robinson (306 days), David Aardsma (308), Will Clark (309) and Matt Williams (313).
- Was named Giants' top prospect by *Baseball America* prior to 2007 season.
- Earned 2006 Golden Spikes Award as collegiate baseball's top player...other Giants draft picks to win honor are Will Clark (1985) and Buster Posey (2008).
- Was drafted 3 times, once each by Cubs (2003), Indians (2005) and Giants (2006).

in row, joining Randy Johnson (1999-2002) and Warren Spahn (1949-52) as only NL pitchers since World War II to pace league in strikeouts for 3-consecutive seasons... Lincecum also joined Christy Mathewson (1903-05) as only pitchers in Giants franchise history to lead league in strikeouts for 3-straight years.

- Was named to his 3rd-straight All-Star team, becoming 1st Giants pitcher to earn All-Star honors in 3-consecutive years since Juan Marichal did so in 8-straight from 1962-69...did not appear in ASG as he was slated to throw multiple innings in case game went into extra innings.
- Had trouble getting left-handed batters out, as they hit him at career-high .254 clip (108-for-426)...lefties hit .214 in 2007, .221 in 2008 and .209 in 2009.
- Began season going 5-0 with 1.76 ERA (11er, 56.1ip)... could have easily been 8-0 as he earned no decisions in 3-straight outings from April 28-May 9, as bullpen was not able to hold lead in all 3 of those games...overall, bullpen blew lead in 4 of his games.

- Earned his 4th-straight victory April 23 vs. St. Louis becoming 1st Giants pitcher to win his 1st 4 starts with no losses or no-decisions to begin season since Livan Hernandez won his 1st 4 in 2002 (STATS, Inc.)...marked just 2nd time in Lincecum's career to win 4-consecutive starting assignments (also, June 23-July 9, 2009).
- Began 2nd half of season on strong note by tossing his finest outing of year in SF's 2-0 shutout victory vs. Mets on July 15 at AT&T Park...fired his 1st shutout of year (4th of his career), which was 6-hit gem that included 5 strikeouts and just one walk en route to his 50th career victory... according to *Elias*, Lincecum became 2nd-fastest player in SF-era history to win his 50th career game, doing so in his 109th career contest (Juan Marichal earned his 50th career win in his 97th game)...prior to Lincecum, 3 most recent pitchers who had winning percentage of .700 or higher and an ERA below 3.00 at time of their 50th win in big leagues were Dwight Gooden in the 1980s, Ron Guidry in the 1970s and Whitey Ford in the 1950s.
- Made slight change to his delivery in his start on July 30 vs. Los Angeles, raising his arms over his head from windup, something he once did in college...he needed 62 pitches to get through 1st 3.0 innings, but was more efficient remainder of way, ending with 7.0 innings and limiting Dodgers to just 2 runs in SF's 6-5 victory.
- Had worst career stretch in month of August, losing each of his 5 starts (career-high), while logging 7.82 ERA (22er, 25.1ip) and .311 avg. against (33-for-106)...received total of just 6 runs of support over those 5 games (2.13 RSA)... his 7.82 ERA in August was highest figure in any calendar month of his career...allowed at least 4 earned runs in each of his final 4 starts during month...his longest previous streak of starts surrendering 4-or-more ERs was mere 2...last Giants pitcher to go at least 0-5 with an ERA of 7.80-or-higher for one month was Bud Black, who went 0-6 with 8.01 ERA in Sept. of 1992.

## Most 10+ Strikeout Games Since Lincecum's Debut, May 6, 2007

Rank	Player	G
1.	<b>Tim Lincecum</b>	<b>26</b>
2t.	Johan Santana	16
	Justin Verlander	16
4.	A.J. Burnett	14
5t.	Jon Lester	13
	CC Sabathia	13

- Defeated one of best pitchers in game in Colorado's Ubaldo Jimenez on Sept. 1 at AT&T Park in SF's 2-1 victory, thus snapping his career-high 5-game losing streak... pitched 8.0 innings while allowing just 1 run (solo HR to Carlos Gonzalez) on 5 hits with 9 strikeouts...it marked his 1st win since July 30th.
- Rebounded from career-worst 5-game losing streak with quality starts in 5 of his final 6 regular season games, going 5-1 with 1.94 ERA (9er, 41.2ip), along with 52 strikeouts against 8 walks in month of Sept...his 5 Sept. wins tied Roy Halladay and Derek Lowe for most by any NL pitchers and his 1.94 ERA ranked as 11th-best in NL in season's final month.
- Went 7-for-67 (.104) at plate with 13 sacrifice hits (5th-most in NL)...became 1st Giants pitcher in 87 years to have at least 3 hits and 3-or-more RBI in game in which he did not allow run, doing so on April 17 at Los Angeles-NL (tossed 6.0-scoreless frames that day)...Phil Douglas (June 4, 1921) and Jack Scott (Sept. 11, 1923) were only other pitchers to achieve feat (*Elias*).

## Giants All-Time Strikeout Leaders, Career

Rank	Player	Seasons	SO
1.	Christy Mathewson	1900-1916(17)	2499
2.	Juan Marichal	1960-1973(14)	2281
3.	Amos Rusie	1890-1898(8)	1835
4.	Carl Hubbell	1928-1943(16)	1677
5.	Gaylord Perry	1962-1971(10)	1606
6.	Mickey Welch	1883-1892(10)	1570
7.	Tim Keefe	1885-1891(6)	1302
8.	Red Ames	1903-1913(11)	1169
9.	Jason Schmidt	2001-2006(6)	1065
10.	Mike McCormick	1956-1970(11)	1030
11.	Bobby Bolin	1961-1969(9)	977
12.	Hooks Wiltse	1904-1914(11)	948
13.	Johnny Antonelli	1954-1960(7)	919
14.	<b>Tim Lincecum</b>	<b>2007-2010(4)</b>	<b>907</b>

## POSTSEASON HIGHLIGHTS

**Helped lead Giants' surge to their 1st-ever World Series Championship in San Francisco in 2010, posting 4-1 record with 2.43 ERA (10er, 37.0ip) with 43 strikeouts against 9 walks in 6 games (5 starts).**

- Was named winner of Babe Ruth Award as Most Valuable Player of postseason by BBWAA's New York chapter.
- Passed Christy Mathewson (1905) for most wins by Giants starter in single postseason.
- Opened Division Series vs. Atlanta on Oct. 7 with 2-hit, 14-strikeout effort in San Francisco's 1-0 victory, becoming 5th-youngest pitcher to fan at least 14 batters in postseason game and 6th pitcher in ML history to throw 1-0 shut-out in his postseason debut...joined Roger Clemens (2000 Yankees) as only pitchers to strike out 14+ and allow 2 hits or fewer in postseason shutout...Lincecum's 14 strikeouts in Game 1 of LDS surpassed record for most strikeouts by Giants pitcher in postseason game (Jesse Barnes, Oct. 11, 1921 vs. NY; Carl Hubbell, Oct. 3, 1933 vs. Washington; Hal Schumacher, Oct. 5, 1936 vs. NYY; and Jack Sanford, Oct. 10, 1962 vs. NYY each had 10 apiece).
- Tied all-time record for most strikeouts in World Series-clinching game with 10 on Nov. 1 at Texas...became 1st pitcher to record that many Ks in such game since Bob Gibson fanned 10 batters in Game 7 of 1967 World Series against Boston.
- Defeated Rangers' ace Cliff Lee twice in 2010 World Series...only other Giants starters to win 2 games in World Series are Mathewson (1905), Rube Marquard (1912), Carl Hubbell (1933) and Phil Douglas (1921).
- Became 4th NL pitcher with at least 10 strikeouts, allowing 3 hits or fewer and 1 earned run or fewer in World Series contest when he limited Rangers to those totals in Game 5 of Fall Classic on Nov. 1 at Rangers Ballpark.

## 2009

**Named 2009 NL Cy Young Award winner for 2nd-consecutive year after finishing campaign with 15-7 record, 2.48 ERA (62er, 225.1ip), 4 complete games, 261 strikeouts, 68 walks and yielding .206 avg. against (168-for-814) in 32 starts for San Francisco.**

- Won 3rd-closest Cy Young race since current election format was created in 1970...edged St. Louis' Chris Carpenter and Adam Wainwright, receiving 11 of 32 first-place votes, 12 2nd-place votes and 9 3rd-place votes to finish with 100 points...Carpenter got 9 first-place votes and finished with 94 points, while Wainwright received most first-place votes with 12, but finished 3rd with 90 points...election also marked only 2nd time that pitcher won award without receiving most 1st-place votes...only other time that pitcher won Cy Young Award without most 1st-place votes was in 1998 when Atlanta's Tom Glavine had 11 to San Diego reliever Trevor Hoffman's 13.
- Lincecum's 15 wins in 2009 were fewest for any starting pitcher to win Cy Young in season not shortened by work stoppage.
- Became 1st player to win award twice in his 1st 2 full seasons in Majors.
- Both Cy Young Award winners in 2009, Lincecum and Kansas City's Zach Greinke, were each 25 years old at end of season...according to *Elias*, there's been only two other seasons since Cy was 1st awarded in each league in 1967 in which two winners were younger than 26 at season's end...happened in 1985 (Dwight Gooden, 20 and Brett Saberhagen, 21) and in 1969 (Denny McLain, 25, shared AL Award with Mike Cuellar, 32, while Seaver, 24 took home NL hardware).
- Also named NL Pitcher of Year by *The Sporting News*.
- Became 1 of only 4 Giants pitchers in franchise history to have as many as 15 wins, log 200-or-more innings, register 250-or-more strikeouts and post an ERA of 2.50 or less in same season...became 1st Giants player to accomplish this feat since Christy Mathewson in 1908 (37 wins, 390.2ip, 259 Ks, 1.43 ERA).
- Among National League leaders ranked 1st in strikeouts and strikeouts per 9.0 innings (10.42), 1st in quality starts (26), tied for 1st in complete games, 2nd in ERA and oppo-

## Consecutive Winners

Greg Maddux and Randy Johnson share the record for consecutive Cy Young victories with four. As a repeat winner in 2008 and 2009, Lincecum joined Sandy Koufax (1965-66) in the NL to win multiple Cy Young Awards. Listed below is the full list of repeat winners:

Player	League	Years
Greg Maddux	NL	1992, 1993, 1994, 1995
Randy Johnson	NL	1999, 2000, 2001, 2002
Sandy Koufax	NL	1965, 1966
<b>Tim Lincecum</b>	<b>NL</b>	<b>2008-2009</b>
Denny McLain	AL	1968, 1969*
Jim Palmer	AL	1975, 1976
Roger Clemens	AL	1986, 1987, 1997, 1998
Pedro Martinez	AL	1999, 2000

\*McLain shared the award in 1969 with Mike Cuellar

## Few Will Do

Tim Lincecum's 15 wins in 2009 are the 2nd lowest victory total over a full season of any starting pitcher who won the Cy Young Award in either league.

Pitchers	Year	Wins
Felix Hernandez	2010	13
<b>Tim Lincecum, SF</b>	<b>2009</b>	<b>15</b>
Brandon Webb, AZ	2006	16
Zack Greinke, KC	2009	16
Pedro Martinez, MON	1997	17
Randy Johnson, AZ	1999	17

*\*Note: Rick Sutcliffe of the Cubs won the NL Cy Young with 16 wins after being traded from the Indians. He finished the 1984 season with a combined 20 wins.*

nents avg. against, 3rd in innings pitched and fewest HRs allowed per 9.0 innings (0.40), tied for 4th in wins and 6th in winning pct. (.682).

- Led NL in strikeouts for 2nd-consecutive season, joining Christy Mathewson as only Giants in franchise history to pace league in Ks in consecutive years...Mathewson accomplished feat twice from 1907-1908 and in 3-straight years from 1903-1905...was just 7 strikeouts shy of eclipsing Mathewson's modern-day franchise record for strikeouts in single-season which is 267, set in 1903...
- Reached 200-strikeout plateau for 2nd-consecutive season, joining Jason Schmidt (2003-04) as only Giants in last 39 seasons to record back-to-back years of 200 or more Ks and just 1 of 4 Giants to accomplish feat: Juan Marichal (1963-66, 1968-69), Gaylord Perry (1966-67, 1969-70) and Schmidt.
- Fanned 8+ in 10-straight assignments May 10-Aug. 1, becoming 1st hurler to accomplish that feat since Pedro Martinez in 2002 (11-straight starts with 8+ Ks).
- Went 10-2 (.833) with 1.88 ERA (26r, 124.1ip) in 17 starts at home for highest home winning pct. in NL and 5th-best in Majors...his .833 home winning pct. was also tied for 9th-best in SF-era history among starters...according to *Elias*, last pitcher with as many strikeouts (146) with as low an ERA in home games as Lincecum had in 2009 in one season was Roger Clemens for 1997 Blue Jays...Clemens was 10-4 with 1.52 ERA and 153 strikeouts at SkyDome that year.
- Was named Opening Day starter by manager Bruce Bochy, becoming just 1 of 5 pitchers originally drafted by San Francisco to start an opener for Giants (others were Terry Mulholland, John Burkett, Bob Knepper and Jim Barr... became 28th different Opening Day starting pitcher in SF-era history (Juan Marichal holds Giants' record for most OD starts with 10)...also became 1st Giants amateur draft selection to start an opener since Terry Mulholland (1st rd. pick in 1984) in 1995.
- Was 24 years and 296 days old in his 2009 debut April 7 vs. Milwaukee, becoming 3rd youngest Giants Opening Day starter, joining Juan Marichal (24 years, 172 days

in 1962) and Mark Davis (23 years, 165 days in 1984)... lasted just 3.0 innings (matching his shortest start of career) while allowing 3 runs on 4 hits with 5 Ks in that OD outing against Brewers...according to *Elias*, Lincecum joined Sandy Koufax as only pitchers to have won Cy Young Award and lasted as few as 3.0 innings in their 1st starts in following season...Koufax won award in 1965 and in his 1st start in 1966, lasted just 3.0 innings after allowing 5 runs to Astros.

- Registered his 500th career strikeout June 2 at Washington by striking out his 1st batter faced (Cristian Guzman)... reached milestone in just his 69th career game...according to *Elias*, only 5 pitchers who entered Major Leagues in 1900 or later got to 500 strikeouts in fewer games: Dwight Gooden (61), Hideo Nomo (66), Kerry Wood (66), Mark Prior (67) and Herb Score (68)...was fastest Giant to reach that mark, surpassing Jason Schmidt, who held previous mark with 75 games and 500 Ks.
- Tossed 3 complete games in 4-game span June 12-29, becoming 1st Giants pitcher since Jason Schmidt (2003) to post that many complete games in 4-start stretch...tossed his 2nd career complete-game shutout in SF's 3-0 blanking of Oakland June 12 at AT&T Park...went distance again June 23 at Oakland in SF's 4-1 win.
- Was named NL Pitcher of Month for June after going 4-1 with 1.48 ERA (8er, 48.2ip), 3 complete games, 48 strikeouts against 9 walks and holding opposing batters to .202 avg. against (35-for-173) in his 6 June assignments...was his 1st-ever Pitcher of Month Award...also for his efforts during month was named MLB's Clutch Performer.
- Had career-best 29.0-inning scoreless streak from June 23-July 9, marking 4th-longest streak in SF-era history... only longer streaks were by Gaylord Perry (40.0 innings in 1967 and 39.0 innings in 1970) and Juan Marichal (30.0 innings in 1966)...his 29.0-inning streak was longest in Majors, 1.0 inning ahead of teammate Jeremy Affeldt, who had 28.0-inning streak.
- Took no-hitter into 7th inning of his July 9 start vs. Padres at AT&T Park...was his longest start in his career in which he carried no-hitter...gave up 3 consecutive singles to start 7th and was pulled from game after he walked 2 of his next 4 hitters...ended evening with 8 Ks in 6.2 innings in SF's 9-3 win...no defending Cy Young winner has recorded no-hitter since Bob Gibson accomplished feat against Pirates in 1971.
- Was named to his 2nd-straight NL All-Star team, along with teammate Matt Cain, marking just 3rd time in SF-era history that club had 2 starting pitchers on All-Star squad (also Johnny Antonelli, Sam Jones in 1959 and Juan Marichal and Gaylord Perry in 1966)...went 10-2 with 2.33 ERA (33er, 127.2ip) in 18 1st half starts...was named

## Longest Scoreless Streaks SF-Era History—Single Season

Player	IP (Year)
Gaylord Perry	40.0 (1967)
Gaylord Perry	39.0 (1970)
Juan Marichal	30.0 (1966)
<b>Tim Lincecum</b>	<b>29.0 (2009)</b>

starting pitcher for NL team by manager Charlie Manuel, becoming 7th Giant to start Midsummer Classic and 1st since Jason Schmidt in 2004...threw 35 pitches over 2.0 innings, allowing 2 runs (1er) on 2 hits in his 1st career All-Star outing July 14 at St. Louis' Busch Stadium.

- Became just 3rd Giants pitcher since 1958 to strike out 15-or-more batters in single contest when he did so July 27 vs. Pittsburgh in what was his 6th career complete-game...joined Jason Schmidt (16 Ks – June 6, 2006) and Gaylord Perry (15 Ks – July 22, 1966) as only Giants to accomplish feat...also became 1st Giants pitcher with 15-or-more strikeouts in game in which he didn't allow an earned run since NL got idea to keep track of earned runs back in 1912 (*Elias*).
- Was named NL Co-Player of Week with Florida's Josh Willingham for week of July 27-Aug. 2 after going 2-0 and allowing just 2 unearned runs in 17.0 innings...also registered 23 strikeouts against 4 walks while also throwing 1 complete game.
- Missed start for 1st time as Giant Sept. 8 with lower-back spasms that forced him to miss game against Padres...he first reported pain in his back when Giants landed in San Francisco when team flew home from Milwaukee Sept. 6...

## 2008

**Became 1st Giants Cy Young winner since 1967, and just 2nd ever, joining Mike McCormick, after posting spectacular 18-5 record with 2.62 ERA (66er, 227.0ip) and ML-leading 265 strikeouts in 34 games (33 starts) for San Francisco in his 1st full big league season.**

- Of 32 ballots submitted by 2 writers in each league city, Lincecum was listed 1st on 23 ballots, 2nd on 7 and 3rd on one to total 137 points, based on 5-3-1 tabulation system...joined Dwight Gooden (Mets, 1985), Bret Saberhagen (Royals, 1985) and Fernando Valenzuela (Dodgers, 1981) as only pitchers to win Cy Young Award in their 1st full big league season.
- Was 24 years old when he won award, becoming youngest Cy Young winner, in either league, since Roger Clemens was 24 in 1986...also became 13th pitcher to win honor with team having sub .500 record.
- Established SF-era single season strikeout record, surpassing Jason Schmidt's 2004 total of 251...became just 9th Giant since 1900 to record at least 200 Ks in single season (22nd occurrence) and became only Giant to lead Majors in modern era in strikeouts, 1st to pace NL since Bill Voiselle recorded 161 Ks in 1944...his 265 punchouts

## All-Time Giants Single-Season Strikeout Leaders

Rank	Player, Year	Ks
1.	Mickey Welch, 1884	345
2.	Amos Rusie, 1890	341
3.	Amos Rusie, 1891	337
4.	Tim Keefe, 1888	335
5.	Amos Rusie, 1892	304
6.	Tim Keefe, 1886	297
7.	Mickey Welch, 1886	272
8.	Christy Mathewson, 1903	267
9.	Tim Lincecum, 2008	265
10.	Tim Lincecum, 2009	261

## Two Young Cys

The two Cy Young winners in 2009, Tim Lincecum and Zack Greinke, were each 25 years old at the end of the '09 season. According to *Elias Sports Bureau*, there's been only two other seasons since the Cy was first awarded in each league in 1967 in which two winners were younger than 26 at season's end. It occurred in 1985 (Dwight Gooden, 20 and Bret Saberhagen, 21) and 1969 (Denny McLain, 25, shared the AL award with Mike Cuellar, 32, while Tom Seaver, 24, won the honor in the NL).

Giants' top pitching prospect, Madison Bumgarner started in his place, in what was his highly anticipated Major League debut...returned from his back issues and recorded his 14th victory Sept. 14 vs. Colorado in SF's 9-1 win.

were most in Majors since Randy Johnson had 290 and Johan Santana collected 265 in 2004...since 1900, only 3 other pitchers had as many strikeouts in their sophomore season as Lincecum: Vida Blue (301 for 1971 A's), Frank Tanana (269 for 1975 Angels) and Dwight Gooden (268 for 1985 Mets) (*Elias*).

- Placed 23rd in NL MVP voting.
- Was named NL Pitcher of Year by *The Sporting News* and was named Players Choice for Most Outstanding NL pitcher, announced by MLB Players Association...was also selected as Starter of Year in MLB.com's annual This Year in Baseball Awards presented by State Farm, which was voted on by fans.
- Was selected to his 1st NL All-Star Game, becoming 13th starting pitcher in SF annals to be selected, however, did not appear in Mid-Summer Classic at Yankee Stadium after suffering from flu-like symptoms.
- Besides leading all ML pitchers in strikeouts, ranked 3rd overall in both ERA and winning percentage (.782)...finished 2nd in NL in ERA behind New York's Johan Santana (2.53) and ranked 2nd in senior circuit in wins behind Arizona's Brandon Webb (22)...also ranked 2nd in NL with 26 quality starts, while his .221 opponents avg. against (182-for-824) led all NL hurlers...paced NL leaders in strikeouts per 9.0 innings (10.5), along with allowing fewest HRs per 9.0 innings (0.44)...fashioned NL-best 2.22 ERA (29er, 117.2ip) on road, while his 10 road victories were tied for 2nd-most in NL...in fact, his .833 winning pct. on road was 2nd-highest in SF history.
- Posted lowest avg. against with RISP in NL (2nd-lowest in Majors) with .167 clip (32-for-192).
- Was one of 5 pitchers in SF Giants history to win at least 18 of his 1st 23 decisions, joining Gaylord Perry (20-3 in 1966), Juan Marichal (19-4 in 1968, 18-5 in 1963 and 18-5 in 1966), John Burkett (18-5 in 1993) and Shawn Estes

## Tim Lincecum is one of three pitchers since World War II to lead the NL in strikeouts in 3-straight seasons

Player	Years
Warren Spahn	1949-52
Randy Johnson	1999-2002
Tim Lincecum	2008-10

(18-5 in 1993) (courtesy of Bill Arnold/*Sports Features Group*).

- Proved to be SF's stopper, going 13-3 with 2.79 ERA (52er, 168.0ip) in 25 games following Giants losses, with club winning 17 of 25 contests...Cleveland's Cliff Lee (14 wins) was only other pitcher in 2008 to have as many as 13 wins in season following his club's losses.
- According to *Elias*, became just 4th pitcher ever to fin-

### 2007

**Emerged as one of stalwarts of Giants staff, going 7-5 with 4.00 ERA, 150 strikeouts and .226 avg. against (122-for-539) over 24 starts in his 1st season at Major League level.**

- Despite missing 6 weeks of campaign in either minors or not pitching final 2 weeks of season, still ranked among staff leaders for: wins (T3rd), starts (4th), innings (4th), strikeouts (2nd) and quality starts (3rd - 16).
- Ranked among NL rookie leaders in strikeouts (1st), wins (T4th), ERA (4th), avg. against (2nd), innings (3rd) and starts (3rd).
- His 150 strikeouts were 4th-highest single-season total by rookie in SF history (7th in franchise annals).
- Contract was originally purchased from triple-A Fresno May 6, taking rotation spot of disabled Russ Ortiz...made Major League debut May 6 vs. Philadelphia, taking no decision in SF's 8-5 setback...was ticketed with 5 runs over 4.1 innings, including 2 HRs (Shane Victorino and Ryan Howard)...struck out side in 1st inning to become

ish 13 games above .500 for team that was at least 13 games below .500 mark: Steve Carlton (27-10 for 1972 Phillies, 59-97), Eddie Rommell (27-13 with 1922 Athletics, 65-89) and Dazzy Vance (22-0 for 1925 Brooklyn Dodgers, 68-85).

- Recorded his 1st career complete game and 1st shutout Sept. 13 at San Diego, blanking Padres on 4 hits (3 walks) while striking out 12 in SF's 7-0 triumph...threw career-high 138 pitches in effort...with Sept. 13 start, surpassed 200-inning barrier for 1st time in his career...joined Matt Cain (217.2) as 1st SF teammates to reach milestone since Jason Schmidt and Matt Morris in 2006.
- Prior to game on Sept. 18 at Arizona, manager Bruce Bochy announced that Giants' pitching rotation would be changed to assign Lincecum an extra start, pitting him against Los Angeles-NL on regular season's final day...in that Sept. 28 contest, Lincecum earned his 18th win of season after allowing just 1 run on 4 hits over 7.0 innings with career-high tying 13 strikeouts in SF's 3-1 victory to conclude 2008 season...registered 9 strikeouts over his 1st 3.0 innings becoming 1st pitcher to record 1st 9 outs of game via strikeout since Sid Fernandez accomplished feat July 30, 1986...following game, donated jersey to Baseball Hall of Fame.

1st Giants pitcher to accomplish feat as starter in their debut since Mike Remlinger June 15, 1991.

- Earned 1st Major League victory May 11 in Colorado, defeating Rockies 8-3.
- His 12 strikeouts July 1 vs. Arizona marked 4th-highest single-game total by rookie in SF history.
- Was placed on Bereavement List Aug. 17-20 following death of maternal grandfather.
- Collected 2B off Toronto's Dustin McGowan June 13 for 1st career hit.
- Posted 4-0 mark with 0.29 ERA (1er, 31.0ip) in 5 games for triple-A Fresno.
- Earned Harry S. Jordan Award at Giants big league Spring Training, as voted on by teammates and coaching staff.

### 2006

**Kicked off professional career in impressive fashion, combining to go 2-0 with 1.71 ERA (6er, 31.2ip) in 8 starts between short-season Salem-Keizer and Class A Advanced San Jose**

- Did not pitch in Instructional League after making equivalent of 35 starts between collegiate and professional seasons.

## Most Strikeouts in Postseason Game in Giants History

Pitcher	Date	Opponent	SO
Tim Lincecum	10/7/2010	Braves	14
Jonathan Sanchez	10/10/2010	Braves	11
Jack Sanford	10/10/1962	Yankees	10
Hal Schumacher	10/5/1936	Yankees	10
Carl Hubbell	10/3/1933	Senators	10
Jesse Barnes	10/11/1921	Yankees	10

## A GIANT IN THE COMMUNITY

- > Has lent time to variety of community endeavors during his San Francisco tenure.
- > During 2009 season participated in on-field photo day and annual Season Ticket Holder Picnic in Park event...was active member in Q&A for Giants' little league day...filmed PSA for Strikeout Cancer program that Genentech donates \$200 for every strike thrown by Giants pitcher...met with 150 kids (posed for photos and signed autographs) from Covenant House as part of Major League Baseball Players Association Buses for Baseball program...
- > In 2007 and in 2008, participated in Giants Challenger Clinic, teaching baseball skills to disabled children from San Francisco and Sacramento Special Olympics Leagues.

## Giants' Pitchers to Record Three or More Consecutive Seasons With at Least 200 Strikeouts

Player	Seasons
Amos Rusie	(4, 1890-93)
Christy Mathewson	(3, 1903-05)
Juan Marichal	(4, 1963-66)
Tim Lincecum	(3, 2008-10)

## PERSONAL

- > Single.
- > Graduated from Liberty (Renton, WA) High School...led Patriots to 3A state championship in 2003, while being named Washington's Gatorade Player of Year.
- > Attended University of Washington...was tabbed nation's 2nd-best amateur prospect by *Baseball America* in 2006 after leading country in strikeouts during collegiate season...2-time Pacific-10 Conference Pitcher of Year is league's all-time leader with 491 career strikeouts...garnered 1st team All-America accolades in 2006, going 12-4 with 3 saves and 1.94 ERA (27er, 125.1ip) in 22 games (17

starts) for Huskies.

- > Put together brilliant summer in 2005 Cape Cod League and earned *Baseball America* Summer All-America honors...became 1st player ever to be named both Pac-10 Freshman of Year and Pac-10 Pitcher of Year in 2004.
- > Was cover boy for Major League Baseball 2K9, video game by 2K Sports.
- > Starred in very own 'SportsCenter' commercial following 2009 season.
- > Named by *Sports Illustrated* as 1 of Top 10 athletes in 2010.

## TIMOTHY L. LINCECUM

Year	Club	W-L	ERA	G	GS	CG	SH	SV	IP	H	R	ER	HR	HB	BB	SO	WP	BK
2006	Salem-Keizer-A	0-0	0.00	2	2	0	0	0	4.0	1	0	0	0	0	0	10	1	0
	San Jose-A	2-0	1.95	6	6	0	0	0	27.2	13	7	6	3	0	12	48	2	0
2007	Fresno-AAA	4-0	0.29	5	5	0	0	0	31.0	12	1	1	0	1	11	46	1	0
	San Francisco	7-5	4.00	24	24	0	0	0	146.1	122	70	65	12	2	65	150	10	0
2008	San Francisco	18-5	2.62	34	33	2	1	0	227.0	182	72	66	11	6	84	*265	17	2
2009	San Francisco	15-7	2.48	32	32	*4	*2	0	225.1	168	69	62	10	6	68	*261	11	2
2010	San Francisco	16-10	3.43	33	33	1	1	0	212.1	194	84	81	18	5	76	*231	9	0
Minor Totals		6-0	1.01	13	13	0	0	0	62.2	26	8	7	3	1	23	104	4	0
M.L. Totals		56-27	3.04	123	122	7	4	0	811.0	666	295	274	51	19	293	907	47	2

\*Led League

## LINCECUM'S M.L. BATTING

M.L. Batting	AVG	G	AB	R	H	2B	3B	HR	RBI	SH	SF	HP	BB-I	SO	SB-CS	E	SLG	OBP
--- 2010	.104	33	67	2	7	0	0	0	5	13	0	0	3-0	29	0-0	2	.104	.143
--- Career	.130	124	246	19	32	3	1	0	13	38	1	0	16-0	118	0-0	4	.150	.183

LAST HOME RUN: None

## DIVISION SERIES RECORD

Year	Club, Opp	W-L	ERA	G	GS	CG	SH	SV	IP	H	R	ER	HR	HB	BB	SO	WP	BK
2010	SF vs. ATL	1-0	0.00	1	1	1	1	0	9.0	2	0	0	0	0	1	14	0	0

## CHAMPIONSHIP SERIES RECORD

Year	Club, Opp	W-L	ERA	G	GS	CG	SH	SV	IP	H	R	ER	HR	HB	BB	SO	WP	BK
2010	SF vs. PHI	1-1	3.14	3	2	0	0	0	14.1	12	6	5	2	1	4	16	0	0

## WORLD SERIES RECORD

Year	Club, Opp	W-L	ERA	G	GS	CG	SH	SV	IP	H	R	ER	HR	HB	BB	SO	WP	BK
2010	SF vs. TEX	2-0	3.29	2	2	0	0	0	13.2	11	5	5	1	0	4	13	0	0

## ALL-STAR GAME RECORD

Year	Club, Site	W-L	ERA	G	GS	CG	SH	SV	IP	H	R	ER	HR	HB	BB	SO	WP	BK
2008	NL, New York								- Did Not Pitch -									
2009	NL, St. Louis	0-0	4.50	1	1	0	0	0	2.0	2	2	1	0	1	0	1	0	0
2010	NL, Anaheim								- Did Not Pitch -									
<b>ASG Totals</b>		<b>0-0</b>	<b>4.50</b>	<b>1</b>	<b>1</b>	<b>0</b>	<b>0</b>	<b>0</b>	<b>2.0</b>	<b>2</b>	<b>2</b>	<b>1</b>	<b>0</b>	<b>1</b>	<b>0</b>	<b>1</b>	<b>0</b>	<b>0</b>

## CAREER TRANSACTIONS

- Selected by Chicago-NL in 48th round of 2003 First-Year Player Draft; did not sign.
- Selected by Cleveland in 42nd round of 2005 First-Year Player Draft; did not sign.
- Selected by San Francisco in 1st round (10th pick overall) of 2006 First-Year Player Draft. Signed by Matt Woodward.
- Signed 2-year extension, avoids arbitration, Feb. 12, 2010.

## CAREER FIELDING

Position	PCT.	G	PO	A	E	TC	DP
Pitcher	.966	123	40	73	4	117	5

## CAREER HIGHS

- **Low-Hit CG:** 2, June 29, 2009 at STL
- **CG Shutout:** 4, last: July 15, 2010 vs. NYM
- **Innings Pitched:** **Starter:** 9.0 (6x), last: July 15, 2010 vs. NYM  
**Reliever:** 4.0, April 2, 2008 at LAD  
15, July 27, 2009 vs. PIT
- **Most Strikeouts:** 6 games (4x), last: Oct. 1, 2009-May 15, 2010
- **Winning Streak:** 5 games, Aug. 8-27, 2010
- **Losing Streak:** 29.0 innings, June 23-July 9, 2009
- **Scoreless Streak:**

## CAREER 10+ STRIKEOUT GAMES: 26

15, July 27, 2009 vs. Pittsburgh  
13, July 26, 2008 vs. Arizona  
13, Sept. 28, 2008 vs. Los Angeles-NL  
13, April 18, 2009 vs. Arizona  
13, May 4, 2010 at Florida  
12, July 1, 2007 vs. Arizona  
12, Sept. 13, 2008 at San Diego  
12, April 24, 2009 at Arizona  
12, June 23, 2009 at Oakland

11, April 13, 2008 vs. St. Louis  
11, June 28, 2008 at Oakland  
11, Aug. 1, 2008 at San Diego  
11, Sept. 3, 2009 at Philadelphia  
11, Sept. 14, 2009 vs. Colorado  
11, April 28, 2010 vs. Philadelphia  
11, Sept. 7, 2010 at Arizona  
11, Sept. 29, 2010 vs. Arizona  
10, May 17, 2007 at Houston

10, May 15, 2008 vs. Houston  
10, Aug. 17, 2008 at Atlanta  
10, Aug. 27, 2008 vs. Colorado  
10, May 21, 2009 at San Diego  
10, July 17, 2009 at Pittsburgh  
10, April 11, 2010 vs. Atlanta  
10, June 16, 2010 vs. Baltimore  
10, July 7, 2010 at Milwaukee



Tim Lincecum

# Javier Lopez

## LEFT-HANDED PITCHER

**Birthdate:** July 11, 1977

**2011 Opening Day Age:** 33

**Birthplace:** San Juan, Puerto Rico

**Resides:** Golden, Colorado

**Bats:** Left      **Throws:** Left

**Height:** 6-4      **Weight:** 218

**M.L. Service:** 5 years, 167 days

**How Obtained:** Acquired by Giants in exchange for RHP Joe Martinez and OF John Bowker, July 31, 2010

**Contract Status:** Signed through 2011



- > Throughout his career, has held lefties to .233 batting avg. against (133-for-572)
- > Has allowed just 9 of 58 (15.5%) of inherited runners to score, 5th-lowest in Majors since 2009
- > Has appeared in at least 70 games in 3 of his 8 seasons, including career-high 77 games in 2010

### CAREER

**8-year Major League veteran has logged 15-9 record with 4.18 ERA (140er, 301.1ip), 4 saves and 190 strikeouts in 420 contests, all exclusively from bullpen.**

- > Has spent time with Colorado (2003-05), Arizona (2005), Boston (2006-07), Pittsburgh (2010) and San Francisco (2010).
- > Was acquired by Giants at trade deadline last season from Pittsburgh Pirates in exchange for RHP Joe Martinez and OF John Bowker.
- > Was originally 4th round selection by Arizona in 2004 First-Year Player draft.
- > Has appeared in postseason in 3 of last 5 seasons (2006, 2007, 2010) having made 8 appearances.
- > Has excelled with runners in scoring position, limiting opposition to .258 (97-for-376) clip.
- > Seems to pitch much better following All-Star break, fashioning 2.11 ERA (26er, 111.0ip), compared to forging 5.39 figure (114er, 190.1ip) prior to break.

### 2010 SEASON

**Was welcome addition to Giants' bullpen, being acquired by club at trade deadline and going 2-0 with 1.42 ERA (3er, 19.0ip) in 27 games for San Francisco, his 5th different team in 8 Major League seasons.**

- > Overall, went 4-2 with 2.34 ERA (15er, 57.2ip) in 77 games with Pirates and Giants.
- > Set career highs in games and posted his lowest ERA of his career.
- > Ranked 5th among NL relievers with 57 inherited runners, most he's ever inherited over course of season.
- > Was used often to get just 1 or 2 hitters out in an inning...logged 0.1-0.2 innings in 41 of his 77 appearances with Pirates and Giants, retiring left-handed hitters such as Prince Fielder (2-for-8 off Lopez), Jason Heyward (1-for-5), Andre Ethier (0-for-4), Adrian Gonzalez (1-for-5) and Carlos Gonzalez (1-for-4).
- > Right-handed batters hit .306 (34-for-111) off Lopez, however, held left-handed hitters to .162 (16-for-99) avg. against, which was lowest among all left-handed NL pitchers (minimum of 85 at-bats)...held lefties to .111

## Giants Gems

- > Father was a career FBI agent, beginning in his native Puerto Rico, then transferring to Washington, D.C., when Javier was 3 years old.
- > Javier has a **degree in psychology** from the **University of Virginia**. He was drawn to psychology in trying to figure out how to stay consistent in baseball.
- > Javier's wife, Renee, attended the same high school in Fairfax, VA, as Javier (she was class president) and also attended the University of Virginia, where she played soccer. She recently earned a doctorate in psychology from the University of Tennessee. She wrote her dissertation on depression in athletes.

(5-for-45) clip as member of Giants.

- Was acquired by Giants at July 31st trade deadline in exchange for RHP Joe Martinez and OF John Bowker.

#### POSTSEASON HIGHLIGHTS

**Was one of best Giants relievers used in their run to World Series Championship, appearing in 9 games and allowing just 1 run in 5.2 innings (1.59 ERA), while holding opposition to .059 avg. against (1-for-17).**

- Left-handed batters went 1-for-13 with 6 strikeouts against Lopez.
- Was called upon twice in Division Series vs. Atlanta, both times in situations to face Jason Heyward and answered call by striking him out both times.
- Allowed his 1st hit to lefty in Game 5 of NLCS vs. Philadelphia (Ryan Howard 2B) as well as his 1st earned run in postseason.
- Earned his 1st career playoff win in Game 6 of NLCS against Phillies.

#### 2009

**Split his 10th professional season between Boston and triple-A Pawtucket...with Red Sox, had 9.26 ERA (12er, 11.2ip) in just 14 appearances.**

- Made Boston's Opening Day roster.
- Made 1st career appearance in right field April 30 (was in RF for final 2 outs of 8th inning of Boston's 13-0, 1-hit loss that night).
- Was designated for assignment May 10 and outrighted to triple-A Pawtucket May 15.
- Was on disabled list with bicep tendonitis from June 6-20.

#### 2008

**Spent entire season with Boston, finishing 2nd on staff and 5th among American League left-handers in appearances (53) and setting career-high in innings pitched (59.1).**

- Also produced career-best ERA (2.43, 16er, 59.1ip), which was 5th-lowest among qualifying Major League left-handed relievers.
- Posted 1.98 ERA (11er, 50.0ip) over his final 58 appearances beginning April 25 and was scored upon in just 12 of his 70 outings overall.
- Finished season with 12.0-consecutive scoreless innings streak over final 15 appearances.
- Pitched 2.0-plus innings 3 times, including career-high 3.0 innings June 6 vs. Seattle.
- Held left-handed batters to .183 avg. against (20-for-109), which was 5th-lowest among qualifying AL relievers.

#### POSTSEASON HIGHLIGHTS

**Posted 0-1 record with 3.38 ERA (1er, 2.2ip) in 3 postseason contests...appeared in 1 game of Division Series vs. Angels and 2 in Championship set against Tampa Bay.**

#### 2007

**Spent majority of year with Red Sox going 2-1 with 3.10 ERA (14er, 40.2ip) in 61 relief outings.**

- Ranked 2nd in appearances (61) during his 3 stints with Boston (Hideki Okajima led with 66 games).
- Pitched total of 3.0-scoreless innings in 4 games before being optioned to Pawtucket April 9...was recalled by Boston May 11.
- Compiled 3.18 ERA (10er, 28.1ip) in 40 appearances before being sent back to Pawtucket Aug. 5; did not allow any runs in his final 8 games with Red Sox before being optioned.
- Did not give up run in his final 7 games (3.1ip) with Pawtucket and was recalled by Boston for remainder of season on Aug. 23.
- Was scored upon in just 1 of his final 10 big league games, posting 1.80 ERA (1er, 5.0ip) in that span.

#### POSTSEASON HIGHLIGHTS

**Logged 2.1 innings over 5 relief appearances to help Red Sox win 2nd World Championship in 4-year span.**

- Was touched for 3 runs on 2 hits in Game 2 of LCS vs. Cleveland.

## Lowest Opponents Avg. vs LH Hitters in NL, 2010 (Minimum of 85 At-bats)

Javier Lopez was one of toughest left-handed pitchers to face as left-handed batter in National League in 2010, holding LH hitters to .162 avg. against, lowest clip among all NL pitchers (min. of 85 at-bats).

Rank	Player, Team	AVG
1.	Javier Lopez, SF	.162 (16-for-99)
2.	Jonathan Sanchez, SF	.181 (25-for-138)
3.	Cole Hamels, PHI	.196 (30-for-153)

## 2006

**Started season in White Sox organization but was traded to Red Sox, where he appeared in 27 games and fashioned 2.70 ERA (5er, 16.2ip).**

- > Went to spring training as non-roster invitee with Chicago White Sox and was assigned to triple-A Charlotte where he made 10-straight scoreless appearances (12.0ip) to start regular season.
- > Ranked 4th in International League in saves and 8th in appearances when he was traded to Boston June 15.
- > Made debut with Red Sox June 15 at Minnesota and tossed scoreless inning.
- > Posted 4.32 ERA (4er, 8.2ip) in 14 games with Boston before being optioned to triple-A Pawtucket July 17.
- > Picked up save in each of his 1st 3 triple-A appearances and was recalled by Boston July 28...made 1 appearance (0er, 0.1ip) and was optioned back to triple-A Aug. 1.
- > Was scored upon in 4 of his 6 outings with Pawtucket before being recalled again Aug. 20...walked only batter he faced Aug. 20 vs. New York-AL and was optioned to triple-A Aug. 22.
- > Made 4 appearances with Pawtucket and was recalled for 4th and final time with Boston Sept. 4.
- > Produced 0.90 ERA (1er, 10.0ip) in 15 appearances with Red Sox after All-Star Break.
- > Went 3-1 with 16 saves (16 opportunities) and posted 1.99 ERA in 39 combined games between Charlotte and Pawtucket.

## 2005

**Combined to go 1-1 with 11.02 ERA (20er, 16.1ip) in 32 games with Colorado and Arizona.**

- > Made Colorado's Opening Day roster for 3rd-straight season, but was scored upon in his 1st 3 games with Rockies and was optioned to triple-A Colorado Springs April 11.
- > Did not appear in game with Colorado Springs as he was claimed off waivers by Arizona April 14.
- > Was assigned to triple-A Tucson where he did not give up run in 4 outings (5.0ip) before being recalled by Diamondbacks April 24.
- > Was scored upon just once in his 1st 8 games with Arizona (1er, 4.1ip).
- > Was designated for assignment July 5 and returned to Tucson.
- > Worked less than 1.0 inning in 25 of his 32 big league appearances.

## 2004

**Spent majority of season with Colorado, where he ranked 3rd on club in appearances (64)...overall, went 1-2 with 7.52 ERA (34er, 40.2ip).**

- > Allowed just 6 of his 46 inherited runners to score and ranked 2nd in Majors in inherited runners scored percent (13.1%), trailing only Houston's Brad Lidge (9.3%).
- > Was scored upon in 15 of 64 outings, but allowed 3-or-more runs on 6 occasions.
- > Was leading Colorado in games (46), but had 9.93 ERA (32er, 29.0ip) when he was optioned to triple-A Colorado Springs July 18.
- > Was recalled by Colorado Aug. 8 and went 1-0 with 1.54 ERA (2er, 11.2ip) in his last 18 games after returning to Rockies.

## 2003

**Was traded from Boston to Colorado March 18 after he was selected by Boston Red Sox in Rule 5 draft previous December...went 4-1 with 3.70 ERA (24er, 58.1ip) in 75 games.**

- > Spent entire season with Colorado and established club rookie record in appearances (75)...trailed only Arizona's Oscar Villarreal (86) and Houston's Brad Lidge (78) in games by rookie pitcher...also tied for club lead in games pitched (75).
- > Posted 1.71 ERA (6er, 31.2ip) at Coors Field while producing 6.08 ERA (18er, 26.2ip) on road; his home ERA marked lowest ever by Rockies reliever at Coors Field with at least 10 games.
- > Inherited team-high 43 runners and allowed just 18.6 percent to score, which was 4th-best mark in NL.
- > Made Major League debut Opening Day (April 1) at Houston and pitched 1.0-scoreless inning.
- > Picked up 1st big league win April 10 vs. St. Louis.
- > Compiled an 18.2-scoreless innings streak from April 22-June 8; which was tied for 4th-longest streak in club history.
- > Retired 18-consecutive batters faced July 31-Aug. 16 (streak was snapped when he walked Jason Phillips intentionally at Shea Stadium Aug. 16).
- > Tallied RBI-single off Arizona's Oscar Villarreal July 2 for his 1st big league hit and RBI.
- > Earned 1st big league save Aug. 12 at Montreal.
- > Was winning pitcher in final game ever played at Qualcomm Stadium in San Diego Sept. 28.

## 2002

**Spent 1st season pitching exclusively in relief with double-A El Paso and posted 2-2 record with 2.72 ERA (14er, 46.1ip) and 6 saves in 61 appearances.**

- > Ranked 2nd in Texas League in games (61).
- > Made 21-consecutive scoreless appearances July 21 until end of season.
- > Went 1-0 with 1.80 ERA for Santurce during Puerto Rican Winter League...ranked 3rd in league with 23 appearances.
- > Was selected by Boston in Rule 5 Draft Dec. 16.

**2001**

**Split season between double-A El Paso and class A Advanced Lancaster and went 2-4 with 5.63 ERA (40er, 64.0ip) in 39 appearances (1 start) with both clubs.**

- Began season at double-A level, but was scored upon in 5 of his 1st 8 games and was sent to class A Advanced May 4.
- Was on disabled list from May 30-June 24 with right elbow contusion.
- Returned to double-A El Paso July 23...made lone start in final appearance of season and was victorious Sept. 2 vs. Midland tossing 6.0 innings and allowing 6 hits and 3 earned runs with 2 walks and 2 strikeouts.

**2000**

**Spent entire season with Class A High Desert...went 2-1 with 3.00 ERA (8er, 24.0ip) in 9 relief appearances and 2-7 with 5.69 ERA (71er, 112.1ip) in 21 starts.**

**1999**

**Spent 2nd-straight full season with class A South Bend, which was his only professional season used exclusively as starter.**

**1998**

**Made professional debut with South Bend after being selected by Arizona in 4th round of First-Year Player draft.**

**PERSONAL**

- Married (Renee)...daughter (Kylan, March 19, 2010).
- Is 1995 graduate of Robinson High School in Fairfax, VA.
- Attended University of Virginia, where he went 12-9 with 6.30 ERA in 40 games (31 starts)...also hit .319 with 15 home runs, 71 RBI and 22 stolen bases during his college playing career.
- Graduated from Virginia with degree in Psychology.

**JAVIER ALFONSO LOPEZ**

Year	Club	W-L	ERA	G	GS	CG	SH	SV	IP	H	R	ER	HR	HB	BB	SO	WP	BK
1998	South Bend-A	2-4	6.55	16	9	0	0	0	44.0	60	36	32	2	0	30	31	7	0
1999	South Bend-A	4-6	6.00	20	20	0	0	0	99.0	122	74	66	9	3	43	70	9	0
2000	High Desert-A	4-8	5.22	30	21	0	0	2	136.1	152	87	79	14	6	57	98	8	2
2001	Lancaster-A	1-3	2.63	17	0	0	0	1	24.0	30	9	7	2	0	5	18	1	1
	El Paso-AA	1-0	7.43	22	1	0	0	0	40.0	64	39	33	6	0	5	21	1	0
2002	El Paso-AA	2-2	2.72	61	0	0	0	6	46.1	34	16	14	3	0	16	47	1	0
2003	Colorado	4-1	3.70	75	0	0	0	1	58.1	58	25	24	5	4	12	40	1	3
2004	Colo. Spgs-AAA	0-1	4.00	8	0	0	0	0	9.0	10	4	4	2	0	2	9	1	3
	Colorado	1-2	7.52	64	0	0	0	0	40.2	45	34	34	1	3	26	20	3	0
2005	Colorado	0-0	22.50	3	0	0	0	0	2.0	7	5	5	0	0	0	1	0	0
	Arizona	1-1	9.42	29	0	0	0	2	14.1	19	15	15	2	1	11	11	0	0
	Tucson-AAA	0-1	2.22	27	0	0	0	2	24.1	17	7	6	0	1	12	16	1	0
2006	Charlotte-AAA	2-1	0.55	26	9	0	0	12	33.0	28	2	2	1	1	6	26	1	0
	Pawtucket-AAA	0-0	4.86	13	0	0	0	4	16.2	20	10	9	1	1	8	12	1	0
	Boston	1-0	2.70	27	0	0	0	1	16.2	13	10	5	1	2	10	11	0	0
2007	Pawtucket-AAA	2-1	3.78	17	0	0	0	0	16.2	19	7	7	0	2	10	11	1	1
	Boston	2-1	3.10	61	0	0	0	0	40.2	36	16	14	2	4	18	26	1	0
2008	Boston	2-0	2.43	70	0	0	0	0	59.1	53	18	16	4	2	27	38	1	0
2009	Boston	0-2	9.26	14	0	0	0	0	11.2	20	13	12	1	2	9	5	1	0
	Pawtucket-AAA	1-1	3.18	38	0	0	0	0	39.2	35	15	14	2	1	13	23	0	0
2010	Pittsburgh	2-2	2.79	50	0	0	0	0	38.2	39	14	12	2	2	18	22	3	0
	San Francisco	2-0	1.42	27	0	0	0	0	19.0	11	3	3	0	0	2	16	0	0
<b>Minor Totals</b>		<b>19-28</b>	<b>4.64</b>	<b>295</b>	<b>51</b>	<b>0</b>	<b>0</b>	<b>27</b>	<b>529.0</b>	<b>591</b>	<b>306</b>	<b>273</b>	<b>42</b>	<b>15</b>	<b>214</b>	<b>386</b>	<b>31</b>	<b>4</b>
<b>A.L. Totals</b>		<b>5-3</b>	<b>3.30</b>	<b>172</b>	<b>0</b>	<b>0</b>	<b>0</b>	<b>1</b>	<b>128.1</b>	<b>122</b>	<b>57</b>	<b>47</b>	<b>8</b>	<b>10</b>	<b>64</b>	<b>80</b>	<b>3</b>	<b>0</b>
<b>N.L. Totals</b>		<b>10-6</b>	<b>4.84</b>	<b>248</b>	<b>0</b>	<b>0</b>	<b>0</b>	<b>3</b>	<b>173.0</b>	<b>179</b>	<b>96</b>	<b>93</b>	<b>10</b>	<b>10</b>	<b>69</b>	<b>110</b>	<b>7</b>	<b>3</b>
<b>M.L. Totals</b>		<b>11-7</b>	<b>4.62</b>	<b>343</b>	<b>0</b>	<b>0</b>	<b>0</b>	<b>4</b>	<b>243.2</b>	<b>251</b>	<b>136</b>	<b>125</b>	<b>16</b>	<b>18</b>	<b>113</b>	<b>152</b>	<b>7</b>	<b>3</b>

**LOPEZ'S M.L. BATTING**

M.L. Batting	AVG	G	AB	R	H	2B	3B	HR	RBI	SH	SF	HP	BB-I	SO	SB-CS	E	SLG	OBP
--- 2010	.000	50	1	0	0	0	0	0	0	0	0	0	0-0	0	0-0	0	.000	.000
--- Career	.111	259	9	1	1	0	0	0	1	1	0	0	0-0	4	0-0	8	.111	.111

**LAST HOME RUN:** None

## DIVISION SERIES RECORD

Year	Club, Opp	W-L	ERA	G	GS	CG	SH	SV	IP	H	R	ER	HR	HB	BB	SO	WP	BK
2007	BOS vs. LAA	0-0	0.00	1	0	0	0	0	0.1	0	0	0	0	0	0	0	0	0
2008	BOS vs. LAA	0-1	9.00	1	0	0	0	0	1.2	3	1	1	0	0	0	1	0	0
2010	SF vs. ATL	0-0	0.00	2	0	0	0	0	0.2	0	0	0	0	0	0	2	0	0
<b>DS Totals</b>		0-1	4.50	4	0	0	0	0	2.0	3	1	1	0	0	0	3	0	0

## CHAMPIONSHIP SERIES RECORD

Year	Club, Opp	W-L	ERA	G	GS	CG	SH	SV	IP	H	R	ER	HR	HB	BB	SO	WP	BK
2007	BOS vs. CLE	0-0	18.00	3	0	0	0	0	2.0	3	4	4	0	0	2	0	1	0
2008	BOS vs. TB	0-0	0.00	2	0	0	0	0	1.2	3	0	0	0	0	0	0	0	0
2010	SF vs. PHI	1-0	2.08	5	0	0	0	0	4.1	1	1	1	0	0	1	4	0	0
<b>LCS Totals</b>		1-0	5.63	10	0	0	0	0	8.0	7	5	5	0	0	3	4	1	0

## WORLD SERIES RECORD

Year	Club, Opp	W-L	ERA	G	GS	CG	SH	SV	IP	H	R	ER	HR	HB	BB	SO	WP	BK
2007	BOS vs. COL	0-0	--	1	0	0	0	0	0.0	2	0	0	0	0	0	0	0	0
2010	SF vs. TEX	0-0	0.00	2	0	0	0	0	0.2	0	0	0	0	0	0	0	0	0
<b>WS Totals</b>		0-0	0.00	3	0	0	0	0	0.2	2	0	0	0	0	0	0	0	0

## WORLD BASEBALL CLASSIC RECORD

Year	Club	W-L	ERA	G	GS	CG	SH	SV	IP	H	R	ER	HR	HB	BB	SO	WP	BK
2009	Puerto Rico	0-0	0.00	1	0	0	0	0	1.0	1	0	0	0	0	0	1	0	0

## CAREER TRANSACTIONS

- Selected by Arizona in 4th round of 1998 First-Year Player Draft. Signed by Mac Seibert.
- Selected by Boston from Arizona in minor league phase of Rule 5 Draft, Dec. 16, 2002.
- Acquired by Colorado from Boston in exchange for RHP Ryan Cameron, March 18, 2003.
- Selected off waivers by Arizona from Colorado, April 14, 2005.
- Signed by Chicago-AL as free agent, Jan. 9, 2006
- Acquired by Boston from Chicago-AL in exchange for RHP David Riske, June 15, 2006.
- Signed by Pittsburgh as free agent, Dec. 18, 2009.
- Acquired by San Francisco from Pittsburgh in exchange for OF John Bowker and RHP Joe Martinez, July 31, 2010.

## CAREER FIELDING

Position	PCT.	G	PO	A	E	TC	DP
Pitcher	.930	420	32	74	8	114	4

## CAREER HIGHS

- **Low-Hit CG:** No Complete Games
- **Innings Pitched:** Starter: None  
Reliever: 3.0, June 6, 2008 vs. SEA (w/BOS)
- **Strikeouts:** 3 (2x), last: Aug. 28, 2010 vs. AZ (w/SF)
- **Winning Streak:** 3 games, Aug. 1, 2007-June 22, 2008 (w/BOS)
- **Losing Streak:** 2 games (2x), last: April 14-28, 2009 (w BOS)
- **Scoreless Streak:** 18.2 innings, April 22-June 8, 2003 (w/COL)

# Shane Loux

## RIGHT-HANDED PITCHER

**Birthdate:** August 31, 1979  
**2011 Opening Day Age:** 31  
**Birthplace:** Rapid City, South Dakota  
**Resides:** Chandler, Arizona  
**Bats:** Right      **Throws:** Right  
**Height:** 6-2      **Weight:** 222  
**M.L. Service:** 1 year, 115 days  
**How Obtained:** Signed as minor league free agent, Dec. 6, 2010  
**Contract Status:** Non-Roster Invitee



Loux

### CAREER

31-year-old owns 90-95 record with 4.52 ERA (702er, 1,397.1ip) and 830 Ks in 269 games (231 starts) in minors, while appearing in Majors over 4 different seasons with Detroit (2002-03) and Los Angeles-AL (2008-09).

- > Has appeared in parts of 4 Major League seasons with Detroit (2002-03) and Los Angeles-AL (2008-09)...owns career 3-7 record with 6.14 ERA (81er, 118.2ip) in 39 games (13 starts).
- > Missed entire 2005 season while recovering from Tommy

John surgery...also did not pitch in regular season game in 2007 after being released by Seattle organization.

- > Named Tigers 4th-best prospect by *Baseball America* after being drafted by Detroit in 2nd round of 1997 First-Year Player Draft.

### 2010 SEASON

Spent entire season with triple-A Round Rock, forging 6-12 record with 5.25 ERA (63er, 108.0ip) in 20 games (19 starts).

### 2009

Made his 1st career Opening Day roster, going 2-3 with 5.86 ERA (38er, 58.1ip) in 18 games (6 starts) with Angels.

- > Made 6 starts with Angels, going 2-2 with 4.64 ERA (17er, 33.0ip) before being moved into bullpen.
- > Was placed on 15-day DL on May 17 with right shoulder tendinitis...appeared in 5 rehab games, (4 starts), with

Class A Rancho Cucamonga and triple-A Salt Lake...reinstated on July 11 and rejoined Angels bullpen.

- > Was designated for assignment on Aug. 26 and outrighted to Salt Lake on Aug. 28.

### 2008

Went 0-0 with 2.81 ERA (5er, 16.0ip) in 7 games with Angels...played majority of season with triple-A Salt Lake posting 12-6 record with 3.98 ERA (61er, 138.0ip) in 22 games.

- > Placed 2nd in Pacific Coast League in wins and finished with league's 4th-best ERA.
- > Was named PCL Pitcher of Year.
- > Was called up to Angels on Aug. 4 and made his 1st Major

League appearance since 2003 on Aug. 8, tossing 2.0 scoreless innings vs. Baltimore.

- > Placed on 15-day DL on Aug. 31 (oral surgery).

### 2007

Played briefly in Seattle's minor league system during spring training before being released.

### 2006

Played entire season at triple-A Omaha (Kansas City), going 2-5 with 5.75 ERA (36er, 56.1ip) in 31 appearances.

### 2005

Spent entire season on disabled list after having Tommy John surgery on his right elbow.

### 2004

Spent entire season at triple-A Toledo, going 7-11 with 5.29 ERA (78er, 132.2ip) in 22 games.

### 2003

Began season at triple-A Toledo, posting an 11-6 record with 3.02 ERA (43er, 128.0IP) in 21 games...also appeared with Detroit at big league level going 1-1 with 7.12 ERA (24er, 30.1ip) in 11 games.

- > Led Toledo in wins (11) and ERA (3.02).
- > Was called up July 29 to Detroit.

- > Recorded his 1st career Major League win Sept. 24 at Kansas City.

## 2002

**Spent majority of season at triple-A Toledo, going 11-10 with 4.72 ERA (83er, 158.1ip) in 26 games... made his Major League debut with Detroit appearing in 3 games.**

- > Led all International League pitchers with 5 complete games and 3 shutouts.
- > Made Major League debut on Sept. 10 at Minnesota... went 0-3 with 9.00 ERA (14er, 14.0ip) with Detroit.
- > Earned International League Pitcher of Week honors 3 times.
- > Earned his 1st Major League loss Sept. 10 at Minnesota.

## 2001

**Spent entire season at triple-A Toledo, posting 10-11 record with 5.78 ERA (97er, 151.0ip) in 27 starts.**

- > Led club in wins, games started (28) and innings pitched (151.0ip).

## 2000

**Went 12-10 with 3.76 ERA (68er, 162.2ip) and 2 complete games between Class A Advanced Lakeland and double-A Jacksonville.**

- > Led Jacksonville with 130 strikeouts and placed 2nd in Southern League with 12 wins.
- > Named Southern League's Pitcher of Week from May 5-11.

## 1999

**Split time between Class A West Michigan and Lakeland posting combined record of 7-8 with 4.88 ERA (75er, 138.ip) in 25 games.**

## 1998

**Spent entire season at Class A West Michigan, going 7-13 with 4.64 ERA (81er, 157.0ip) in 28 games.**

- > Named Tigers Minor League Pitcher of Month for May.
- > Named Midwest Pitcher of Week for June 14-20.

## 1997

**Began professional career with Gulf Coast League Tigers, posting 4-1 record with 0.84 ERA (4er, 43.0ip) in 10 games**

- > Named 4th-best prospect in Tigers organization by *Baseball America*.

## Personal

Single.

## SHANE ALAN LOUX

Year	Club	W-L	ERA	G	GS	CG	SH	SV	IP	H	R	ER	HR	HB	BB	SO	WP	BK
1997	GCL Tigers-R	4-1	0.84	10	9	1	1	0	43.0	19	7	4	0	1	10	33	2	1
1998	W. Michigan-A	7-13	4.64	28	28	2	1	0	157.0	184	96	81	13	8	52	88	12	2
1999	W. Michigan-A	1-3	6.27	8	8	0	0	0	47.1	55	39	33	5	8	16	43	4	0
	Lakeland-A	6-5	4.05	17	17	0	0	0	91.0	92	48	41	8	10	47	52	7	1
2000	Lakeland-A	0-1	1.80	1	1	0	0	0	5.0	2	1	1	0	0	3	6	0	0
	J-ville-AA	12-9	3.82	26	26	2	0	0	157.2	150	78	67	12	14	55	130	7	0
2001	Toledo-AAA	10-11	5.78	28	27	2	0	0	151.0	203	111	97	22	15	73	72	14	1
2002	Toledo-AAA	11-10	4.72	26	26	5	3	0	158.1	196	94	83	11	10	38	87	9	2
	<b>Detroit</b>	<b>0-3</b>	<b>9.00</b>	<b>3</b>	<b>3</b>	<b>0</b>	<b>0</b>	<b>0</b>	<b>14.0</b>	<b>19</b>	<b>16</b>	<b>14</b>	<b>4</b>	<b>1</b>	<b>3</b>	<b>7</b>	<b>1</b>	<b>0</b>
2003	Toledo-AAA	11-6	3.02	21	20	2	1	0	128.0	129	53	43	5	6	30	58	4	0
	<b>Detroit</b>	<b>1-1</b>	<b>7.12</b>	<b>11</b>	<b>4</b>	<b>0</b>	<b>0</b>	<b>0</b>	<b>30.1</b>	<b>37</b>	<b>24</b>	<b>24</b>	<b>4</b>	<b>4</b>	<b>12</b>	<b>8</b>	<b>1</b>	<b>0</b>
2004	Toledo-AAA	7-11	5.29	22	22	1	1	0	132.2	154	86	78	14	5	34	86	3	0
2005									-Injured, Did Not Pitch-									
2006	Omaha-AAA	2-5	6.46	31	0	0	0	2	54.1	74	48	39	2	4	15	23	3	0
2007									-Injured, Did Not Pitch-									
2008	Salt Lake-AAA	12-6	3.98	22	22	1	0	0	138.0	154	69	61	14	6	40	77	3	0
	<b>Los Angeles-AL</b>	<b>0-0</b>	<b>2.81</b>	<b>7</b>	<b>0</b>	<b>0</b>	<b>0</b>	<b>0</b>	<b>16.0</b>	<b>16</b>	<b>6</b>	<b>5</b>	<b>1</b>	<b>2</b>	<b>2</b>	<b>4</b>	<b>0</b>	<b>0</b>
2009	Rancho Cuc.-A	0-0	0.00	1	1	0	0	0	1.0	1	0	0	0	0	2	0	1	0
	<b>Los Angeles-AL</b>	<b>2-3</b>	<b>5.86</b>	<b>18</b>	<b>6</b>	<b>0</b>	<b>0</b>	<b>0</b>	<b>58.1</b>	<b>84</b>	<b>42</b>	<b>38</b>	<b>4</b>	<b>4</b>	<b>19</b>	<b>19</b>	<b>3</b>	<b>0</b>
	Salt Lake-AAA	1-2	3.96	8	5	0	0	0	25.0	24	12	11	2	0	14	13	1	0
2010	Round Rk-AAA	6-12	5.25	20	19	1	1	0	108.0	134	72	63	11	5	16	62	2	0
<b>Minor Totals</b>		<b>90-95</b>	<b>4.52</b>	<b>269</b>	<b>231</b>	<b>17</b>	<b>8</b>	<b>2</b>	<b>1397.1</b>	<b>1571</b>	<b>814</b>	<b>702</b>	<b>119</b>	<b>92</b>	<b>445</b>	<b>830</b>	<b>72</b>	<b>7</b>
<b>M.L. Totals</b>		<b>3-7</b>	<b>6.14</b>	<b>39</b>	<b>13</b>	<b>0</b>	<b>0</b>	<b>0</b>	<b>118.2</b>	<b>156</b>	<b>88</b>	<b>81</b>	<b>13</b>	<b>11</b>	<b>36</b>	<b>38</b>	<b>5</b>	<b>0</b>

## CAREER TRANSACTIONS

- Selected by Detroit in 2nd round of 1997 First-Year Player Draft. Signed by Jack Hayes.
- Signed by Kansas City as free agent, Nov. 7, 2005.
- Signed by Los Angeles-AL as free agent, Nov. 13, 2007.
- Signed by Houston as free agent, Jan. 18, 2010.
- Signed by San Francisco as free agent, Dec. 5, 2010.

## CAREER FIELDING

Position	PCT.	G	PO	A	E	TC	DP
Pitcher	1.000	39	12	21	0	33	1

## CAREER HIGHS

- **Low-Hit CG:** No career complete games
- **CG Shutout:** No career complete games
- **Innings Pitched:** **Starter:** 7.0 (2x), last: May 5, 2009 at OAK (w/LAA)  
**Reliever:** 4.0, Aug. 7, 2009 vs. TEX (w/LAA)
- **Most Strikeouts:** 3 (5x), last: May 5, 2009 at OAK (w/LAA)
- **Winning Streak:** 2, April 29-May 5, 2009 (w/LAA)
- **Losing Streak:** 4, Sept. 10, 2002-Sept. 17, 2003 (w/DET)
- **Scoreless Streak:** 3.1 innings, Sept. 15-20, 2009

## Giants Rainouts

Since moving to San Francisco in 1958, the Giants have had just 32 home games rained out, including five at AT&T Park. During one stretch, the team went 454 games (from April 10, 1976 through Oct. 2, 1981) without a cancellation. Here is a breakdown of the Giants' San Francisco rainouts:

<b>1958</b>	May 11 vs. Los Angeles	<b>1976</b>	April 10 vs. Los Angeles
<b>1959</b>	Sept. 18 vs. Los Angeles	<b>1981</b>	Oct. 2 vs. San Diego
<b>1960</b>	May 3 vs. Milwaukee	<b>1983</b>	April 19 vs. Los Angeles
<b>1961</b>	April 21 vs. St. Louis	<b>1984</b>	April 18 vs. San Diego
	April 22 vs. St. Louis	<b>1988</b>	April 22 vs. Los Angeles
<b>1962</b>	Sept. 28 vs. Houston	<b>1989</b>	Sept. 16 vs. San Diego
<b>1964</b>	June 8 vs. St. Louis	<b>1992</b>	May 1 vs. Philadelphia*
<b>1965</b>	Aug. 11 vs. Pittsburgh		June 29 vs. Atlanta
<b>1967</b>	April 21 vs. Atlanta	<b>1994</b>	April 8 vs. St. Louis
	April 23 vs. Atlanta	<b>1996</b>	May 17 vs. New York
	June 2 vs. New York	<b>1998</b>	May 12 vs. Montreal
<b>1969</b>	April 23 vs. Atlanta	<b>2000</b>	April 16 vs. Arizona
<b>1971</b>	April 13 vs. San Diego		May 7 vs. Colorado
<b>1972</b>	June 9 vs. Chicago	<b>2003</b>	April 12 vs. Los Angeles
<b>1974</b>	April 24 vs. Montreal	<b>2006</b>	April 11 vs. Houston
<b>1975</b>	May 3 vs. Houston		April 12 vs. Houston

\*postponed due to city curfew

# Guillermo Mota

## RIGHT-HANDED PITCHER

**Birthdate:** July 25, 1973

**2011 Opening Day Age:** 38

**Birthplace:** San Pedro de Macoris, Dominican Republic

**Resides:** San Pedro de Macoris, Dominican Republic

**Bats:** Right      **Throws:** Right

**Height:** 6-6      **Weight:** 238

**M.L. Service:** 10 years, 159 days

**How Obtained:** Signed to minor league contract, Jan. 15, 2011

**Contract Status:** Non-Roster Invitee



- > Led all NL relievers in innings pitched during 2003 (105.0) and 2004 (96.2) seasons
- > Has logged 755.2 innings over 12-year ML career, 7th-most among active relievers
- > Became 14th pitcher in ML history to homer in his 1st at-bat June 9, 1999 vs. Boston, 3-run shot off Mark Guthrie

### Career

**Entering his 21st professional season, 38-year-old right-hander has gone 37-42 with 9 saves and 3.92 ERA (329er, 755.2ip) in 665 games all in relief.**

- > Has worked 620.2 innings since start of 2002 season, which is most among all ML relievers.
- > Enjoyed his finest season in 2003, when he went 6-3 with 1.97 ERA in 76 games.
- > Led all NL relievers in innings pitched during 2003 (105.0) and 2004 (96.2) seasons.
- > Made his Major League debut May 2, 1999 vs. St. Louis with Montreal...earned his 1st big league win June 1, 1999 vs. Arizona, tossing 3.0 scoreless innings in 10-8 win.
- > Became 14th pitcher in Major League history to homer in his 1st at-bat June 9, 1999 vs. Boston, 3-run shot off Mark Guthrie.
- > Originally signed by New York Mets as non-drafted free agent Sept. 7, 1990.

### 2010 SEASON

**Forged 1-3 record with save and 4.33 ERA (26er, 54.0ip) in 56 games for San Francisco.**

- > Made Giants' Opening Day roster as non-roster invitee in spring.
- > Pitched extremely well over his 1st 23 outings, yielding 3 runs in 21.1 innings (1.27 ERA) while allowing 1 BB.
- > Established himself as manager Bruce Bochy's setup man early in season, appearing in 8th inning or later with either game tied or Giants ahead in 17 of his 1st 26 games.
- > Was moved out of that role after giving up 5 runs, 5 hits and 4 BBs in 3-game span from June 10-13...that stretch triggered rough patch as he was touched for 23 earned runs in 27.2 innings (7.48 ERA) while allowing 19 BBs and 31 hits over his next 28 games before landing on disabled list in late Aug.
- > Was placed on 15-day disabled list on Aug. 23 with IT band syndrome...that move cleared roster spot for OF Cody Ross, who Giants claimed on waivers from Florida...Mota missed 13 games with injury and went on to appear in 5 games since returning to active roster, pitching 5.0-scoreless innings.

### POSTSEASON HIGHLIGHTS

**Only series in which he appeared was World Series where he tossed 2.1 scoreless innings in 2 games.**

### 2009

**Went 3-4 with 3.44 ERA (25er, 65.1ip) in 61 appearances in his 1st season with Dodgers since his 3 year tenure with club from 2002-04.**

- > Worked 65.1 innings, his most in one season since pitching 67.0 innings in 2005 with Florida Marlins...also made 61 appearances, his most since combined 78 with Dodgers and Marlins in 2004.
- > His 3.44 ERA was his lowest since 2004, when he had 3.07 ERA with Dodgers and Marlins.
- > Worked 20.1-consecutive scoreless innings in 17 appearances from June 24-July 29, longest such streak of his career and by Dodger reliever in 2009...allowed only 4 hits during stretch.
- > Was placed on 15-day disabled list Aug. 31, retroactive to Aug. 30, with an ingrown toenail...was reinstated Sept. 14.

**2008**

**Went 5-6 with 1 save and 4.11 ERA (26er, 57.0ip) in 58 games after being acquired by Milwaukee on November 20, 2007 from New York Mets in exchange for catcher Johnny Estrada.**

- > Retired 45 of 58 1st batters faced, 77.6 pct. success rate for best percentage among Brewers relievers.
- > Stranded 20 of 25 inherited runners (80 pct.).
- > Had 13.1-consecutive scoreless innings streak over 15 appearances from July 30-Sept. 10.
- > Picked up his lone save May 12 vs. St. Louis, his 1st since April 23, 2005 vs. Cincinnati with Florida.
- > Registered his 500th career strikeout July 29 vs. Chicago-NL (Geovanny Soto).

**POSTSEASON HIGHLIGHTS**

**Appeared twice in Brewers' Division Series loss to Philadelphia...retired only batter he faced in Game 1, and then allowed 1 run on 2 hits in 1.1 innings in Game 4.**

**2007**

**Went 2-2 with 5.76 ERA (38er, 59.1ip) in 52 appearances with New York Mets after being suspended for 1st 50 games of season for violating Major League Baseball's Joint Drug Prevention and Treatment Program.**

- > Made 7 relief appearances with triple-A New Orleans from May 14-28 before being reinstated from restricted list.
- > Made his season debut May 30 at San Francisco, tossing 2.0 scoreless innings.

**2006**

**Went 4-3 with 4.53 ERA (28er, 55.2ip) in combined 52 games with Cleveland and New York Mets.**

- > Was acquired by Cleveland along with Andy Marte, Kelly Shoppach, and player to be named from Red Sox in exchange for Coco Crisp, David Riske, and Josh Bard on January 27.
- > Was then acquired by Mets along with cash considerations August 20 in exchange for player to be named.
- > Went 3-0 with 1.00 ERA in 18 appearances with New York after going 1-3 with 6.21 ERA in 34 games with Cleveland.

**2006 POSTSEASON HIGHLIGHTS**

**Made 7 postseason appearances with Mets, including 2 against Dodgers in Division Series and 5 against Cardinals in NLCS...went 1-0 with 5.40 ERA (5er, 8.1ip) in his 1st career postseason action.**

- > Earned win in Game 1 of NLDS.

**2005**

**Went 2-2 with 2 saves and 4.70 ERA (35er, 67.0ip) in 56 relief appearances with Florida.**

- > Limited 1st batters he faced to .212 avg. against (11-for-52).
- > Was on 15-day disabled list from May 1-26 with right elbow inflammation.
- > Had 13.1-consecutive scoreless innings streak from June 13-July 6.
- > Was traded to Boston along with Josh Beckett and Mike Lowell in exchange for Hanley Ramirez, Anibal Sanchez, Jesus Delgado and Harvey Garcia Nov. 24.

**2004**

**Combined to go 9-8 with 4 saves and 3.07 ERA (33er, 96.2) in career-high 78 appearances with Dodgers and Marlins.**

- > Led NL relievers with 96.2 innings pitched for 2nd-straight year and his 9 wins tied for 2nd-most in NL.
- > Went 8-4 with 1 save and 2.14 ERA (15er, 63.0ip) in 52 games with Dodgers before being traded to Marlins July 30.
- > Went 1-4 with 3 saves and 4.81 ERA (18er, 33.2) in 26 games with Florida.
- > Held opposition to .218 avg. against, including .196 mark (30-for-153) by left-handed hitters.
- > Opponents batted .191 (17-for-89) against him with runners in scoring position.

**2003**

**Enjoyed his finest season, going 6-3 with save and 1.97 ERA (23er, 105.1ip) in 76 relief appearances with Dodgers...worked career-high 105.0 innings with career-best 99 strikeouts.**

- > Led NL relievers in innings pitched.
- > Limited opposition to .206 avg. against, including .181 (25-for-138) avg. against from left-handed hitters and .185 mark (32-for-173) overall after All-Star break.
- > Was suspended for 1st 4 games of season due to Spring Training altercation with Mets' Mike Piazza.
- > Earned his 1st Major League save May 23 at Milwaukee, closing out 6-4 win.
- > Hit his 2nd career home run July 13 at Colorado, solo shot off Joe Roa.
- > Following season, played for Licey of Dominican Winter League and played in Caribbean Series.

**2002****Went 1-3 with 4.15 ERA (28er, 60.2ip) in 43 games over 3 stints with Los Angeles-NL.**

- > Was acquired by Dodgers from Expos on March 23 in 4-player deal.
- > Went 1-3 with 1 save and 2.95 ERA in 20 games with triple-A Las Vegas, where he started season.
- > Pitched for Cibao of Dominican Winter League after season.

**2001****Went 1-3 with 5.26 ERA (29er, 49.2ip) in 53 appearances with Montreal.**

- > Posted 1.59 ERA (4er, 22.2ip) in his 1st 20 games through May 12.
- > Went on 15-day DL with right shoulder tendinitis July 13.
- > Logged 10.57 ERA (9er, 7.2ip) in 11 games after returning from DL Sept. 1.

**2000****Over 5 stints with Expos, went 1-1 with 6.00 ERA (20er, 30.0ip) in 20 games.**

- > Went 4-5 with 7 saves and 2.29 ERA (16er, 63.0ip) in 35 games with triple-A Ottawa.

**1999****Enjoyed 2 stints with Expos for his Major League debut, going 2-4 with 2.93 ERA (18er, 55.1ip) in 51 games.**

- > Made ML debut May 2 vs. St. Louis, and struck out 2 (J.D. Drew and Eric Davis) in scoreless inning.
- > Earned his 1st big league win June 1 vs. Arizona, tossing 3.0-scoreless innings in 10-8 win.
- > Became 14th pitcher in ML history to homer in his 1st at-bat June 9 vs. Boston, 3-run shot off Mark Guthrie.
- > Went 2-0 with 5 saves and 1.89 ERA (4er, 19.0ip) in 14 games with triple-A Ottawa, where he started season.
- > Underwent arthroscopic surgery to remove bone chip in his right elbow on October 6...procedure was performed by Dr. Larry Coughlin.

**1998****Went 5-2 with 0.78 ERA (5er, 58.0ip) in combined 32 games with Class A Advanced Jupiter and double-A Harrisburg.**

- > Missed 1st 3 weeks of season with right shoulder tendinitis...returned to action with Class A Advanced Jupiter on April 23, and went 3-2 with 0.66 ERA (3er, 41.0ip) in 20 games before being promoted to Harrisburg.
- > Went 2-0 with 1.06 ERA (2er, 17.0ip) in 12 games with double-A Harrisburg, and went on to earn MVP honors of Eastern League playoffs.
- > Pitched for Aguilas of Dominican Winter League following season.

**1997****Went 5-10 with 4.36 ERA (61er, 126.0ip) in 25 games (23 starts) with Class A Cape Fear.**

- > Was South Atlantic League All-Star.
- > Pitched for Estrellas of Dominican Winter Lg following year.

**1990-1996****Played shortstop and 3rd base in Mets' minor league system at rookie and Class A levels.****PERSONAL**

- > Attended Jose Joaquin Perez HS in Dominican Republic.
- > Was originally signed as an infielder.



## GUILLERMO REYNOSO MOTA

Year	Club	W-L	ERA	G	GS	CG	SH	SV	IP	H	R	ER	HR	HB	BB	SO	WP	BK
1997	Cape Fear-A	5-10	4.36	25	23	0	0	0	126.0	135	65	61	8	4	33	112	1	2
1998	Jupiter-A	3-2	0.66	20	0	0	0	2	41.0	18	6	3	0	2	6	27	0	0
	Harrisburg-AA	2-0	1.06	12	0	0	0	4	17.0	10	2	2	0	0	2	19	2	0
1999	Ottawa-AAA	2-0	1.89	14	0	0	0	5	19.0	16	6	4	0	1	5	17	0	0
	Montreal	2-4	2.93	51	0	0	0	0	55.1	54	24	18	5	2	25	27	1	1
2000	Ottawa-AAA	4-5	2.29	35	0	0	0	7	63.0	49	16	16	4	2	31	35	1	0
	Montreal	1-1	6.00	29	0	0	0	0	30.0	27	21	20	3	2	12	24	1	1
2001	Ottawa	0-0	2.25	4	0	0	0	0	4.0	1	1	1	1	0	0	4	0	0
	Montreal	1-3	5.26	53	0	0	0	0	49.2	51	30	29	9	1	18	31	1	0
2002	Las Vegas-AAA	1-3	2.95	20	0	0	0	1	36.2	34	13	12	1	2	8	38	3	1
	Los Angeles-NL	1-3	4.15	43	0	0	0	0	60.2	45	30	28	4	2	27	49	3	0
2003	Los Angeles-NL	6-3	1.97	76	0	0	0	1	105.0	78	23	23	7	1	26	99	0	0
2004	Los Angeles-NL	8-4	2.14	52	0	0	0	1	63.0	51	15	15	4	2	27	52	5	0
	Florida	1-4	4.81	26	0	0	0	3	33.2	24	18	18	4	2	10	33	0	0
2005	Jupiter-A	0-0	0.00	2	2	0	0	0	2.2	3	1	0	0	0	0	4	0	0
	Florida	2-2	4.70	56	0	0	0	2	67.0	65	38	35	5	1	32	60	4	0
2006	Cleveland	1-3	6.21	34	0	0	0	0	37.2	45	27	26	9	0	19	27	2	0
	New York-NL	3-0	1.00	18	0	0	0	0	18.0	10	2	2	2	0	5	19	0	0
2007	New Orleans-AAA	0-1	7.04	7	0	0	0	0	7.2	11	6	6	1	0	5	7	1	0
	New York-NL	2-2	5.76	52	0	0	0	0	59.1	63	39	38	8	2	18	47	2	0
2008	Milwaukee	5-6	4.11	58	0	0	0	1	57.0	52	28	26	7	0	28	50	4	1
2009	Los Angeles-NL	3-4	3.44	61	0	0	0	0	65.1	53	25	25	6	5	24	39	3	0
2010	San Francisco	1-3	4.33	56	0	0	0	1	54.0	49	29	26	4	0	22	38	5	0
Minor Totals		17-21	2.98	139	25	0	0	19	317.0	277	116	105	15	11	90	263	8	3
A.L. Totals		1-3	6.21	34	0	0	0	0	37.2	45	27	26	9	0	19	27	2	0
N.L. Totals		36-39	3.80	631	0	0	0	9	718.0	622	322	303	68	20	274	568	29	3
M.L. Totals		37-42	3.92	665	0	0	0	9	755.2	667	349	329	77	20	293	595	31	3

## MOTA'S M.L. BATTING

M.L. Batting	AVG	G	AB	R	H	2B	3B	HR	RBI	SH	SF	HP	BB-I	SO	SB-CS	E	SLG	OBP
--- 2010	.000	56	1	0	0	0	0	0	0	1	0	0	0-0	1	0-0	1	.000	.000
--- Career	.211	555	38	4	8	1	0	2	7	2	0	0	0-0	19	0-0	5	.395	.211

LAST HOME RUN: July 13, 2003 at Colorado (off Joe Roa)

## DIVISION SERIES RECORD

Year	Club, Opp	W-L	ERA	G	GS	CG	SH	SV	IP	H	R	ER	HR	HB	BB	SO	WP	BK
2006	NYM vs. LAD	1-0	6.75	2	0	0	0	0	4.0	6	3	3	0	0	0	5	0	0
2008	MIL vs. PHI	0-0	5.40	2	0	0	0	0	1.2	2	1	1	1	0	0	0	0	0
LDS Totals		1-0	6.35	4	0	0	0	0	5.2	8	4	4	1	0	0	5	0	0

## LEAGUE CHAMPIONSHIP SERIES RECORD

Year	Club, Opp	W-L	ERA	G	GS	CG	SH	SV	IP	H	R	ER	HR	HB	BB	SO	WP	BK
2006	NYM vs. STL	0-0	4.15	5	0	0	0	0	4.1	4	2	2	0	0	2	2	0	0
LCS Totals		0-0	4.15	5	0	0	0	0	4.1	4	2	2	0	0	2	2	0	0

## WORLD SERIES RECORD

Year	Club, Opp	W-L	ERA	G	GS	CG	SH	SV	IP	H	R	ER	HR	HB	BB	SO	WP	BK
2010	SF vs. TEX	0-0	0.00	2	0	0	0	0	2.1	1	0	0	0	0	2	0	0	0

## CAREER TRANSACTIONS

- Signed by New York-NL as non-drafted free agent, Sept. 7, 1990. Signed by Eddy Toledo.
- Selected by Montreal from New York-NL in minor league phase of Rule 5 Draft, Dec. 9, 1996.
- Placed on Disabled List with right shoulder tendonitis, July 13-Aug. 30, 2001.
- Acquired by Los Angeles-NL along with OF Wilkin Ruan from Montreal in exchange for RHP Matt Herges and Jorge Nunes, March 23, 2002.
- Acquired by Florida along with C Paul LoDuca and OF Juan Encarnacion from Los Angeles-NL in exchange for RHP Brad Penny, IF Hee Seop Choi and LHP Bill Murphy, July 30, 2004.
- Acquired by Boston along with RHP Josh Beckett and IF Mike Lowell from Florida in exchange for IF Hanley Ramirez, RHP Anibal Sanchez, RHP Jesus Delgado and RHP Harvey Garcia, Nov. 24, 2005.
- Placed on Disabled List with right elbow inflammation, May 1-26, 2005.
- Acquired by Cleveland along with OF Coco Crisp, RHP David Riske and C Josh Bard from Boston with IF Andy Marte, C Kelly Shoppach and player to be named later, Jan. 27, 2006.
- Acquired by New York-NL with cash considerations from Cleveland in exchange for player to be named later, Aug. 20, 2006.
- Acquired by Milwaukee from New York-NL in exchange for C Johnny Estrada, Nov. 20, 2007.
- Signed by Los Angeles-NL as free agent, Jan. 15, 2009.
- Signed by San Francisco to minor league contract, Feb. 2, 2010.
- Signed by San Francisco to minor league contract, Jan. 15, 2011.

## CAREER FIELDING

Position	PCT.	G	PO	A	E	TC	DP
Pitcher	.964	665	25	108	5	138	6

## CAREER HIGHS

- **Low-Hit CG:** No Complete Games
- **Innings Pitched:** **Starter:** None  
**Reliever:** 3.0 (7x), last: May 29, 2006 vs. CWS (w/CLE)
- **Strikeouts:** 6, May 29, 2003 at COL (w/LAD)
- **Winning Streak:** 5 games, June 29-July 22, 2004 (w/LAD)
- **Losing Streak:** 6 games: June 19, 2009-July 4, 2010 (w/SF)
- **Scoreless Streak:** 20.1 innings, June 24-July 29, 2009 (w/LAD)



Guillermo Mota

# Thomas Neal

## OUTFIELDER

**Birthdate:** August 17, 1987

**2011 Opening Day Age:** 23

**Birthplace:** Inglewood, California

**Resides:** San Diego, California

**Bats:** Right      **Throws:** Right

**Height:** 6-2      **Weight:** 222

**M.L. Service:** None

**How Obtained:** Giants' 37th round selection in 2005 First-Year Player Draft

**Contract Status:** Signed through 2011



Neal

### CAREER

**Will enter his 6th professional season, after being selected to Giants' 40-man roster during 2010 offseason...has hit .296 (487-for-1643) with 115 2Bs, 54 HRs, 264 RBI with an .375 OBP in 442 minor league contests.**

- > Had one of greatest individual seasons in San Jose Giants history to help club win league title in 2009...ranked 3rd in club history in 2Bs (41) while placing 4th in batting average (.337) and tied for 5th in home runs (22), hits (160) and runs scored (102)...in addition to winning San Jose's team MVP award in '09, was selected to Topps Class A All-Star team and was tabbed by California League managers, in survey by *Baseball America*, as "top hitting prospect" and as having "best outfield arm."
- > Selected by San Francisco in 37th round of 2005 draft, Neal's development stalled when he dislocated his throwing shoulder, and reconstructive surgery forced him to miss nearly all of 2007 season...he split time between DH and 1st base in 2008, but successfully returned to outfield in 2009.
- > Enters 2011 season rated by *Baseball America* as 7th-best prospect in Giants farm system.

### 2010 SEASON

**Played entire season with double-A Richmond, hitting .291 (153-for-525) with 40 2Bs, 12 HRs and 69 RBI in 136 games.**

- > Was selected to Eastern League Northern Division All-Star roster.
- > Ranked 3rd in Eastern League with 40 2Bs and 5th with 153 hits.
- > Had 3 HRs, 5 RBI on June 26.
- > Was selected as Giants Player of Month for June, hitting .347 (34-for-98) with 8 2Bs, 5 HRs and 19 RBI in 27 games.

### 2009

**Had breakout season with Class A Advanced San Jose, finishing with .337 avg. (160-for-475), 41 2Bs, 22 HRs and 90 RBI in 129 games, which was one of greatest individual seasons in SJ Giants history.**

- > Named mid-season and post-season California League All-Star.
- > Left fielder led league in on-base pct. (.431), was 3rd in runs scored (102), 4th in slugging pct. (.579) and 5th in batting avg.
- > Was named to Topps Class A All-Star team and claimed San Jose's team MVP award.
- > Earned player of week honors April 27-May 3 and was named Giants minor league Player of Month in April and June.
- > Hit safely in season-high 15 games June 1-19, batting .441 (26-for-59) during stretch.
- > Reached base safely via hit, walk or hit-by-pitch in 46-consecutive contests (2nd-longest in league) from May 29-July 24.
- > Hit for cycle April 28 at Lancaster, going 4-for-5 in SJ's 17-7 victory...homed in his 1st at-bat, drew walk in 2nd AB, tripled in 3rd plate appearance, singled in 5th at-bat and then doubled to lead-off 9th inning to complete feat.
- > Near end of regular season was recognized as "top hitting prospect" and as having "best outfield arm" in entire league according to California League managers in survey conducted by *Baseball America*.
- > At conclusion of season, was rated 9th-best prospect in league and 4th-best in Giants farm system by *Baseball America*.

**2008**

**Appeared in 117 games with Class A Augusta, hitting .276 (118-for-428) with 25 2Bs, 15 HRs and 81 RBI.**

- > Began season with 14-game hitting streak (.377, 21-for-53), his longest streak of year.
- > Recorded 2-HR, 5-RBI game against Delmarva July 14.

**2007**

**Played in only 10 games with ARL-Giants after dislocating his throwing shoulder.**

- > Hit .308 (12-for-39) with HR and 4 RBI in 10 games with ARL Giants.

**2006**

**Made his professional debut, appearing in 50 games for short-season Salem-Keizer and batting .250 (44-for-176) with 6 2Bs, 2 3Bs, 4 HRs and 20 RBI in 50 games.**

- > Batted .317 (38-for-120) in his 1st 34 games, however hit just .107 (6-for-56) over his final 16 games.

**PERSONAL**

- > Single.
- > Graduated from Poway (Poway, CA) High School...attended Riverside (CA) Junior College.
- > Played with manager Bruce Bochy's son on baseball traveling team in Poway, in Southern California.

**THOMAS NEAL**

Year	Club	AVG	G	AB	R	H	2B	3B	HR	RBI	SH	SF	HP	BB-I	SO	SB-CS	E	SLG	OBP
2006	Salem-Keizer-A	.250	50	176	26	44	6	2	4	20	0	1	3	7-0	44	1-3	1	.375	.289
2007	ARL-Giants-R	.308	10	39	7	12	3	0	1	4	0	0	2	5-0	7	0-0	0	.462	.413
2008	Augusta-A	.276	117	428	69	118	25	1	15	81	1	8	12	48-1	103	3-4	8	.444	.359
2009	San Jose-A	.337	129	475	102	160	41	4	22	90	0	3	16	65-1	98	3-0	2	.579	*.431
2010	Richmond-AA	.291	136	525	69	153	40	1	12	69	0	3	11	46-3	94	11-5	9	.440	.359
<b>Minor Totals</b>		<b>.296</b>	<b>442</b>	<b>1643</b>	<b>273</b>	<b>487</b>	<b>115</b>	<b>8</b>	<b>54</b>	<b>264</b>	<b>1</b>	<b>15</b>	<b>44</b>	<b>171-5</b>	<b>346</b>	<b>18-12</b>	<b>20</b>	<b>.475</b>	<b>.375</b>

\*Led League

**CAREER TRANSACTIONS**

- Selected by San Francisco in 37th round of 2005 First-Year Player Draft. Signed by Lee Carballo.

**Giants Gems**

- > Raised by a single mother who worked 30 years for the phone company, Thomas grew up in a rough part of San Diego. When Thomas was ready for high school, he and his mother moved to a condo just five minutes from Bruce Bochy's house in Poway. When Neal played on the same travel baseball team as Bochy's son, the two families became good friends.
- > He **idolized Tony Gwynn** when he was growing up and ended up going to the Poway High School prom with Gwynn's daughter, who was a senior when Thomas a sophomore.
- > Calls Giants teammate Darren Ford "like a brother I never had."

# Nick Noonan

## INFIELDER

**Birthdate:** May 4, 1989

**2011 Opening Day Age:** 21

**Birthplace:** Poway, California

**Resides:** San Diego, California

**Bats:** Left **Throws:** Right

**Height:** 6-0 **Weight:** 177

**M.L. Service:** None

**How Obtained:** Giants' sandwich pick (32nd selection overall) in 2007 First-Year Player Draft

**Contract Status:** Non-Roster Invitee



Noonan

### CAREER

Regarded as one of Giants' top young prospects, 21-year-old infielder has hit .268 (411-for-1,536) with 76 2Bs, 22 HRs and 198 RBI in 1st 4 professional seasons.

- > Has been part of League Championships in 2 seasons, helping Class A Augusta win South Atlantic League crown in 2008 and helping lead Class A Advanced San Jose to California League title in 2009.
- > Turned down scholarship to Clemson and was signed by Giants in 2007 draft (32nd selection overall).

### 2010 SEASON

Spent entire year with double-A Richmond, hitting .237 (88-for-372) with 12 2Bs and 26 RBI in 101 games.

- > Was placed on disabled list twice: May 27-June 15 and June 21-July 4, suffering from right hamstring strain.

### 2009:

Batted .259 (119-for-459) with 26 2Bs, 8 3Bs, 7 HRs and 64 RBI in 124 games for California League Champion San Jose Giants.

- > Was tabbed as 5th-best Giants prospect by *Baseball America* entering 2009 season.

### 2008

In 114 games with Class A Augusta hit .279 (139-for-499) with 9 HRs, 68 RBI and 29 stolen bases.

- > Fell homer shy of hitting for cycle and drove in 5 runs against Greenville April 19.
- > Hit season-best .366 (34-for-93) in June.
- > Batted team-leading .333 with HR and 5 RBI in 5 games during postseason, where he helped GreenJackets win South Atlantic League Championship.

### 2007

Was tabbed as *Baseball America* Rookie All-Star and ARL postseason all-star after hitting .316 (65-for-206) with 3 HRs and 40 RBI in 52 games for rookie level Giants.

- > Ranked among ARL leaders in avg. (7th), hits (4th) and RBI (2nd).
- > Following season was tabbed by *Baseball America* as SF's 6th-best prospect.

### PERSONAL

- > Single.
- > Graduated from Francis Parker (San Diego, CA) High School.
- > Ranked as 41st-best pro prospect by *Baseball America* after senior season, posting career prep avg. of .505 with 32 HRs, 156 RBI and 105 steals in 110 attempts.

### NICHOLAS MURPHY NOONAN

Year	Club	AVG	G	AB	R	H	2B	3B	HR	RBI	SH	SF	HP	BB-I	SO	SB-CS	E	SLG	OBP
2007	ARL-Giants-R	.316	52	206	33	65	11	4	3	40	3	1	2	12-0	20	18-3	11	.451	.357
2008	Augusta-A	.279	119	499	79	139	27	7	9	68	2	3	5	23-0	98	29-4	18	.415	.315
2009	San Jose-A	.259	124	459	82	119	26	8	7	64	9	9	5	48-1	97	9-5	16	.397	.330
2010	Richmond-AA	.237	101	372	43	88	12	2	3	26	6	4	2	22-2	74	7-3	11	.304	.280
<b>Minor Totals</b>		<b>.268</b>	<b>396</b>	<b>1536</b>	<b>237</b>	<b>411</b>	<b>76</b>	<b>21</b>	<b>22</b>	<b>198</b>	<b>20</b>	<b>17</b>	<b>14</b>	<b>105-3</b>	<b>289</b>	<b>63-15</b>	<b>56</b>	<b>.387</b>	<b>.317</b>

### CAREER TRANSACTIONS

- Selected by San Francisco as sandwich pick (32nd selection overall) in 2007 First-Year Player Draft. Signed by Ray Krawczyk.

# Francisco Peguero

## OUTFIELDER

**Birthdate:** June 1, 1988

**2011 Opening Day Age:** 22

**Birthplace:** Nigua, Dominican Republic

**Resides:** Nigua, Dominican Republic

**Bats:** Right      **Throws:** Right

**Height:** 5-11      **Weight:** 194

**M.L. Service:** None

**How Obtained:** Signed by Giants as non-drafted free-agent, August 8, 2005

**Contract Status:** Signed through 2011



### CAREER

**22-year-old fleet-footed outfielder is in big league camp for 2nd time in his career...has 75.1% success rate (115-for-153) on base paths during 5-year professional career.**

- > Has hit .312 (505-for-1,618) with 69 2Bs, 34 3Bs, 20 HRs, 199 RBI and 251 runs scored in 422 minor league games.
- > Ranked as SF's 4th-highest prospect by *Baseball America* entering 2011 season.

### 2010 SEASON

**Had strong showing at Class A Advanced San Jose, appearing in 122 games and batting .329 (168-for-510) with 19 2Bs, 16 3Bs, 10 HRs and 77 RBI...was named to postseason California League All-Star team.**

- > Ranked 1st in CAL in 3Bs, 3rd in stolen bases (40), and 4th in hits and batting avg.
- > Began season with 9-game hit streak, going 14-for-37 (.378) with 9 SBs and 8 runs scored.
- > On April 15th lined single into center field with bases loaded and two outs in bottom of 9th inning to drive in winning run...went 2-for-4 with BB, RBI and run scored...also stole season-high 3 bags in 5-4 win over Bakersfield.
- > Had 4-hit day July 21, going 4-for-6 with 2B, RBI, SB and run scored as San Jose outslugged Stockton 17-1.
- > Hit his 13th 3B of season July 23, passing Clay Timpner for San Jose Giants franchise record for most triples in season.
- > In 27 games during month of July, hit .402 (45-for-112) with 6 2Bs, 6 3Bs, 3 HRs and 17 RBI.
- > Outfielder was one of 3 outfielders selected to California League postseason All-Star team.
- > Speedster finished regular season on 20-game hitting streak, which was 4th-longest in San Jose Giants history...posted .409 avg. (36-for-88) during streak, which dated back to Aug. 18.

### 2009

**Posted combined .353 avg. (109-for-309) with 15 2Bs, 5 3Bs, HR, 46 RBI and 22 stolen bases between short-season Salem-Keizer and Class A Augusta in 75 games.**

- > Missed 1st 3 months of year (April-July) with hernia contusion.
- > Hit .394 (28-for-71) in Salem-Keizer in 17 games...had .340 batting avg. (81-for-238) with 12 2Bs, 4 3Bs, HR, 34 RBI and 15 stolen bases in 58 games in Augusta.
- > Following season was ranked by *Baseball America* as 8th-best prospect in NWL.

### 2008

**Split season between Class A Augusta and short-season Salem-Keizer, posting combined avg. of .285 (109-for-382) with 13 2Bs, 8 3Bs, 4 HRs, 43 RBI and 25 stolen bases.**

- > Recorded 6th-highest avg. in Northwest league, hitting .307 (62-for-202) in 50 games.

### 2007

**Logged 2nd campaign in DSL, batting .294 (69-for-235) with 12 2Bs, 2 3Bs, HR, 17 RBI and 25 stolen bases in 69 games.**

### 2006

**Made professional debut, hitting .275 (50-for-182) with 10 2Bs, 3 3Bs, 4 HRs and 16 RBI in 56 games.**

### PERSONAL

- > Single.

## FRANCISCO PEGUERO

Year	Club	AVG	G	AB	R	H	2B	3B	HR	RBI	SH	SF	HP	BB-I	SO	SB-CS	E	SLG	OBP
2006	DSL-Giants-R	.275	56	182	24	50	10	3	4	16	4	1	3	6-0	37	3-2	1	.429	.307
2007	DSL-Giants-R	.294	69	235	51	69	12	2	1	17	0	4	4	15-1	39	25-5	5	.374	.341
2008	Augusta-A	.261	50	180	23	47	2	4	2	15	0	1	1	12-0	43	15-1	3	.350	.309
	Salem-Keizer-A	.307	50	202	33	62	11	4	2	28	2	2	5	9-0	43	10-3	2	.431	.349
2009	Salem-Keizer-A	.394	17	71	14	28	3	1	0	12	0	1	1	3-0	9	7-0	0	.465	.421
	Augusta-A	.340	58	238	28	81	12	4	1	34	1	4	4	5-0	39	15-5	4	.437	.359
2010	San Jose-A	.329	122	510	78	168	19	*16	10	77	2	2	6	18-3	88	40-22	3	.488	.358
<b>Minor Totals</b>		<b>.312</b>	<b>422</b>	<b>1618</b>	<b>251</b>	<b>505</b>	<b>69</b>	<b>34</b>	<b>20</b>	<b>199</b>	<b>9</b>	<b>15</b>	<b>24</b>	<b>68-4</b>	<b>298</b>	<b>115-38</b>	<b>18</b>	<b>.434</b>	<b>.346</b>

\*Led League

## CAREER TRANSACTIONS

- Signed by Giants as non-drafted free agent, August 8, 2005.

## 2011 Major League Important Dates

**Feb. 1-18** Salary arbitration hearings held.

**Feb 26** Mandatory date players are required to report for first spring training workout.

**March 2** First date to renew contracts. Ten-day renewal period ends on March 11.

**March 11** Last date to renew contracts.

**March 31 2011** Opening Day: Official opening of the 2011 Championship Season. All Clubs are required to reduce rosters to 25 players by March 31.

**April 6** First date a player placed on the 15-day Disabled List during Spring Training may be reinstated (if placed on or back-dated to March 22).

**April 10** First date a player optioned during Spring Training may be recalled.

**April 15** Jackie Robinson Day

**June 6-8** First-Year Player Draft.

**June 16** First day Clubs may trade an eligible XX (B) free agent player who was signed after electing free agency. A Club may assign the contract prior to this date for other player contracts and/or a cash consideration of no more than \$50,000 if the player gives his written consent.

**July 12** 82nd All-Star Game at Chase Field – Phoenix, AZ.

**July 24** Hall of Fame Induction Ceremony, Clark Sports Center – Cooperstown, NY.

**July 31** Waivers secured on/after April 30, 2011 expire at 5:00 p.m. ET. Players may be traded between Clubs until 4:00 p.m. ET without Trade Waivers in effect.

**August 1** Beginning today through the last day of the Championship Season, players may be assigned between Major League clubs ONLY after Trade Waivers have been secured during the current waiver period.

New waiver period begins:

Trade Waivers and Optional Waivers secured on/after today are in effect until the conclusion of the championship season.

Outright Waivers secured on/after today are in effect until midnight ET on August 31.

**August 31** Post-season eligibility lists are established at midnight tonight. To be eligible, a player must be a bona fide member of a qualifying team on August 31 and must remain a bona fide member through the end of the applicable post-season series.

**Sept. 1** Active player limit increased from 25 to 40.

**Sept. 14** Roberto Clemente Day

**Sept. 28** Official closing of the 2011 Championship Season.

**Oct. 15** Article XXD Free Agency period.

**Nov. 23** Last date for former Club to offer salary arbitration to ranked XX(B) free agents in order to be eligible for compensation – midnight tonight.

**Dec. 1** Last day to request outright waivers to assign player prior to Rule 5 Draft.

**Dec. 5** 5:00 p.m. ET today is last time to outright a player prior to the Rule 5 Draft.

**Dec. 7** Last date for player who declared free agency under Art. XX (B) to accept an arbitration offer from former club – midnight ET tonight.

**Dec. 5-8** Baseball Winter Meetings, Dallas, TX.

**Dec. 8** Major League Rule 5 Draft, Dallas, TX.

**Dec. 12** Last date to tender contracts – midnight ET tonight.

# Juan Perez

## OUTFIELDER

**Birthdate:** November 13, 1986

**2011 Opening Day Age:** 24

**Birthplace:** Bronx, New York

**Resides:** Bronx, New York

**Bats:** Right **Throws:** Right

**Height:** 5-11 **Weight:** 186

**M.L. Service:** None

**How Obtained:** Giants' 13th round selection in 2008 First-Year Player Draft

**Contract Status:** Non-Roster Invitee



### CAREER

**Speedy outfielder has hit .274 (273-for-995) with 66 2Bs, 22 HRs and 117 RBI in 254 minor league games while posting back-to-back All-Star seasons in both Augusta and San Jose.**

- > Was named to 2009 South Atlantic League postseason All-Star team.
- > Earned MVP honors in 2010 California League All-Star Game.
- > Was selected by San Francisco in 13th round of 2008 draft.

### 2010 SEASON

**Hit .298 (164-for-551) and helped lead San Jose Giants to their 2nd-straight California League Championship.**

- > Recorded 4th-most 3Bs (10) and 5th-most 2Bs (37) in California League.
- > Hit .162 (6-for-37) with 2 extra-base hits in California League playoffs.
- > Was named San Jose Giants Player of Month for May after hitting .355 (44-for-124) with 3 HRs, 18 RBI and 10 stolen bases.
- > Was named to California League mid-season All-Star team and earned MVP honors after going 2-for-4 with HR, 2B, 2 RBI and 2 runs scored.

### 2009

**Spent 1st professional season with Class A Augusta, hitting .244 (109-for-447) in 123 games.**

- > Was named to South Atlantic League postseason All-Star team.
- > Ranked 2nd on club with 29 2Bs and 18 SBs.

### PERSONAL

- > Married.
- > Attended Western Oklahoma State Junior College.

### JUAN PEREZ

Year	Club	AVG	G	AB	R	H	2B	3B	HR	RBI	SH	SF	HP	BB-I	SO	SB-CS	E	SLG	OBP
2009	Augusta-A	.244	123	447	56	109	29	3	9	54	3	7	4	23-0	101	18-4	19	.383	.283
2010	San Jose-A	.298	131	551	83	164	37	10	13	63	3	6	5	31-2	116	17-15	5	.472	.337
<b>Minor Totals</b>		<b>.274</b>	<b>254</b>	<b>998</b>	<b>139</b>	<b>273</b>	<b>66</b>	<b>13</b>	<b>22</b>	<b>117</b>	<b>6</b>	<b>13</b>	<b>9</b>	<b>54-2</b>	<b>217</b>	<b>35-19</b>	<b>24</b>	<b>.432</b>	<b>.313</b>

### CAREER TRANSACTIONS

- Selected by San Francisco in 13th round of 2008 First-Year Player Draft. Signed by Todd Thomas.

# Buster Posey

## CATCHER

**Birthdate:** March 27, 1987

**2011 Opening Day Age:** 24

**Birthplace:** Leesburg, Georgia

**Resides:** Tallahassee, Florida

**Bats:** Right      **Throws:** Right

**Height:** 6-1      **Weight:** 218

**M.L. Service:** 161 days

**How Obtained:** Giants' 1st round selection (5th pick overall) in 2008 First-Year Player Draft

**Contract Status:** Signed through 2011



Posey

- > Named 2010 NL Rookie of Year
- > Named to Topps' ML Rookie All-Star team in 2010
- > Had 21-game hit streak in 2010, marking 2nd-longest by rookie in SF-era history
- > Was named NL Player of Month, NL Rookie of Month and winner of "Major League Baseball's Clutch Performer of Month", all for July 2010
- > Is 1st rookie catcher in Major League history to bat cleanup in postseason game
- > Is youngest Giants player to hit home run in World Series contest at 23 years and 219 days
- > Won 2008 Golden Spikes Award, which is emblematic of top amateur player in country
- > Became 3rd catcher taken by Giants with their #1 pick, with others being Dave Rader (1967) and Bob Cummings (1978)

## CAREER

**One of baseball's fastest-rising stars has made instant impact on Giants organization in just his 1st 3 professional seasons.**

- > Named 2010 NL Rookie of Year, becoming 1st Giant to earn honor since RHP John Montefusco in 1975 and 6th player in franchise history to receive award.
- > Became 5th NL Rookie of Year to help his team win World Series, joining Jim Lefebvre (1965), Pat Zachry (1976), Fernando Valenzuela (1981) and Dontrelle Willis (2003).
- > Compiled .305 batting avg. in 2010, best among NL rookies who played at least 100 games and league's 8th-highest overall after his May 29 promotion from triple-A Fresno.
- > In 2010, his 67 RBI were 5th-most by Giants rookie since 1958 and his 18 HRs were tied for 5th-most.
- > Recorded 21-game hitting streak in 2010, one shy of tying Giants' rookie mark set by Willie McCovey in 1959.
- > Earned NL Player of Month and Rookie of Month honors

for July 2010 after finishing with .417 batting avg., 7 HRs and 24 RBI.

- > Made quick ascent to big leagues in 2009, just 14 months after playing in his final collegiate game in 2008 College World Series.
- > San Francisco's top pick (5th overall) in 2008 First-Year Player Draft, Posey owns .333 avg. (210-for-631) with 49 2Bs, 4 3Bs, 25 HRs and 118 RBI in 172 minor league games, spanning just 3 seasons.
- > Earned 2008 Golden Spikes Award, which is emblematic of top amateur player in country...became 3rd Giant to capture honor, joining Tim Lincecum (2006) and Will Clark (1985).
- > Was invited to 1st professional spring training in 2009 as non-roster invitee.

## 2010 SEASON

**Named National League winner of Jackie Robinson Rookie of Year Award, becoming 6th player to earn honor in Giants franchise history.**

- > Won Rookie of Year Award with 129 points, receiving 20 1st-place votes, 9 2nd-place votes and 2 3rd-place votes.
- > Became 6th Giant and 1st in 35 years to win award, which was established in 1947...joined Willie Mays (1951), Orlando Cepeda (1958), Willie McCovey (1959), Gary Matthews (1973) and John Montefusco (1975).
- > Became 6th NL catcher to be honored Rookie of Year, joining Johnny Bench (1968), Earl Williams (1971), Benito Santiago (1987), Mike Piazza (1993) and Geovanny Soto (2008).

## Rookie of the Year Giants Winners

Year	Player
1951	Willie Mays
1958	Orlando Cepeda
1959	Willie McCovey
1973	Gary Matthews
1975	John Montefusco
2010	Buster Posey

- Became 1st Rookie of Year winner to also become World Series champion in same season since Boston's Dustin Pedroia in 2007...last NL player to do it was Florida's Dontrelle Willis in 2003.
- With Posey winning ROY, it snapped 35-year drought for Giants organization, which had been longest span without rookie award for National League team.
- Posey joined Texas' Neftali Feliz (AL Rookie of Year) as 3rd pair of players named ROY in their respective leagues after appearing in that year's World Series...previous pairs were Willie Mays and Gil McDougald in 1951 (Giants and Yankees) and Dave Righetti and Fernando Valenzuela in 1981 (Yankees and Dodgers).
- Was also named to Topps' ML Rookie All-Star team.
- Solidified his status as Giants' most heralded position-playing prospect since Matt Williams in 1987 after batting .305 (124-for-406) with 23 2Bs, 18 HRs and 67 RBI in 108 games for San Francisco.
- His .305 batting avg. was 3rd-highest for any player who started at least 50 games at catcher in his rookie season, behind Mike Piazza's .318 clip with LA-NL in 1993 and Ronny Paulino's .310 mark with PIT in 2006 (*Elias*).
- His 67 RBI were 5th-most by Giants rookie since 1958 and most since Chili Davis had 76 in 1982...his 18 HRs were tied for 5th-most by Giants rookie since '58 and most since Davis had 25 in '82.
- Led Giants and ranked 17th in NL with .312 avg. (34-for-109) with RISP.
- His .305 avg. was 8th-highest in NL since his call-up (May 29), trailing only Carlos Gonzalez (.343), Joey Votto (.329), Matt Holliday (.322), Omar Infante (.321), Albert Pujols (.315), Ryan Zimmerman (.311) and Adrian Gonzalez (.310).
- Ranked among NL rookie leaders (min. 100 games played) in batting avg. (.305, 1st), slugging pct. (.505, 2nd), on-base pct. (.357, 3rd), RBI (67, 4th), multi-hit games (38, 5th), HRs (18, 15th), hits (124, 7th) and 2Bs (23, 7th).
- Missed 1st 2 months in big leagues as he was playing for triple-A Fresno, and wasn't number one catcher until July 1.
- Since his recall from triple-A May 29, started 105 of 115 games, making 30 starts at 1st base and 75 as backstop, catching pitching staff with number of guys with violent stuff.
- Caught 12 shutouts overall in 2010 and fashioned 3.18 catchers ERA, 2nd-lowest in NL among players with at

## Giants Gems

- **Buster's full name is Gerald Dempsey Posey III.** His father, known as Demp, was nicknamed Buster as a kid and passed it on to his son.
- Grew up on a 50-acre plot of land in Georgia with a front yard so big it became a makeshift ball field.
- While at Florida State, Posey **once played all nine positions** in a game against Savannah State. He also hit a grand slam in the 2nd inning of that game. He used 4 different gloves. His former head coach of FSU, Mike Martin, calls Posey the most popular player in Florida State baseball history. That's high praise for a program that has also developed Paul Wilson, Doug Mientkiewicz, as well as J.D. and Stephen Drew.
- The FSU fans sang a song when Buster came to bat: Hail to the Buster – he singles, he doubles, he triples, he homers – Hail to the Buster.
- He ranked fourth in his high school graduating class of 302 students. "I'm not as smart as the other kids," Buster told his mother at the time. "I just work hard." A finance major at FSU, he was named to the President's List in spring 2007 for his 4.0 GPA, and made the Dean's List in the fall of 2005 and 2007.
- Had **briefly considered becoming a pediatrician** if baseball didn't work out. Loves working with kids.
- Received ceremonial key to his hometown city, Leesburg, GA in February, 2009.
- Profiles as a catcher in the mold of Joe Mauer. As an occasional reliever for the Seminoles would hit 94 mph on the radar gun.
- Was named winner of the 50th annual J.G. Taylor Spink Award as Topps Minor League Player of the Year in 2009. Other notable players to win this award include: Derek Jeter (1994), Johnny Damon (1995), Andruw Jones (1996), Paul Konerko (1997), Eric Chavez (1999) and Josh Beckett (2001).
- Loves to golf, hunt and fish.
- He always loved baseball. When he was nine years old, he wrote a poem about being a professional baseball player and watching a ball sail over the fence.
- Buster **married his high school sweetheart**, Kristen, in January 2010 in their hometown of Leesburg, Georgia. "I think everybody in Leesburg was there," FSU coach Mark Martin says. The recession song? "Take Me Out to the Ballgame."
- When Buster switched to catching during college, he would watch TV in a catcher's crouch to get his legs accustomed to the position.

least 75 starts (Yorvit Torrealba, 3.14)...threw out 18-of-57 (31.6%) attempted baserunners.

- In his season debut on May 29 vs. Arizona, had 3 RBI singles in 4 at-bats to help Giants earn 12-1 victory.
- Homered in his 1st game as regular catcher on July 1 at Colorado.
- Earned NL Player of Week honors from July 5-11, hitting .556 (15-for-27) with 5 HRs and 14 RBI.
- Posted career-best 21-game hitting streak from July 4-28, batting .440 (37-for-84) with 6 HRs and 23 RBI...in 1st 10 games of streak, Posey had 19 hits, 6 HRs and 13 RBI - no rookie in NL history ever had those numbers for any 10-game stretch.
- His 21-game hit streak marked 2nd-longest hit streak by rookie in SF-era history, behind Hall of Famer Willie McCovey's 22-game hit streak in 1959.
- Became 7th player in SF-era history to have hit streak of 20-or-more games and his 21-gamer tied Robby Thompson for 5th-longest in SF history...also became just 21st Major League catcher to post hit streak of 20+ and only 2nd to accomplish feat as rookie, joining Benito Santiago (34-straight games in 1987).
- Was named NL Player of Month, NL Rookie of Month and was named winner of "Major League Baseball's Clutch Performer of Month", all for July...finished with NL-leading 43 hits and ranked 3rd with .417 avg., tied for 3rd with 24 RBI, 4th with .466 on-base pct. and 5th in league with .699 slugging mark.
- Became 1st Giants player with at least 40-or-more hits in single month since Randy Winn had 46 in August of 2008...his 43 hits in July were most in one calendar month by Giants rookie, surpassing Jim Ray Hart, who had 42 in July 1964...his 7 HRs were also most in one calendar month by Giants rookie since Jack Clark hit 7 in 1977.
- Began year at triple-A Fresno to catch more innings and get consistent at-bats...with injuries to Mark DeRosa and Edgar Renteria, window of opportunity opened for Posey to get at-bats at Major-League level and he was called up to big leagues on May 29.
- Played majority of his games at 1st base (23 starts at 1st in 26 games), pushing Aubrey Huff to outfield, however, trade of Bengie Molina to Texas on July 1 cleared every-day catching job...at time of trade, Molina was hitting just .257 with .312 on-base pct. and had been battling sore left elbow.
- Giants were 40-38 at time of trade of Molina; however went 52-32 after that.
- Hit his 1st big league homer off Reds pitcher Aaron Harang at Great American Ball Park on June 9...2-run shot in 2nd inning traveled an estimated 439 feet and gave Giants 2-1 lead...fan who caught ball exchanged it with Posey for his autograph.
- Hit his 1st career grand slam and posted his 1st multi-HR contest on July 7 at Milwaukee...hit 2-run HR off Chris Narveson in 1st inning, capping frame that included 3 HRs by Giants (also Andres Torres and Aubrey Huff)...his grand slam came in SF's 7-run 4th inning and came against LHP Chris Capuano...became 1st Giants rookie to have at least 4 hits, 2 HRs and 6 RBI in game since Willard Marshall on May 15, 1942 vs. Cincinnati (4-for-5, 2 HRs, 6 RBI).
- In 1-0 victory on Sept. 21 at Chicago-NL, Posey caught shutout in combined 2-hitter, threw out an attempted base stealer and homered to account for only run of game.
- Backstop did not falter in heart of postseason push with Giants as he started 30 of SF's final 31 games of season...hit .233 (24-for-103) with 8 HRs (T3rd-most in NL in Sept./Oct.) and 15 RBI in Sept/Oct.
- Guided pitching staff that held opponents to 3 runs-or-fewer in 23 of their last 26 regular-season games, including 18-game streak which was tied for 3rd-longest all-time.
- Caught shutout and homered in his last trip to plate on Oct. 3 vs. San Diego to help Giants clinch NL West on final day of regular season.
- Batted .349 (60-for-172) with 13 2Bs, 2 3Bs, 6 HRs and 32 RBI in 47 games with triple-A Fresno prior to his call-up to big leagues...his .349 avg. was 4th-highest in PCL at time of his recall and his .442 on-base pct. was also 4th-best among all triple-A players.

## 2010 Rookie of the Year Results

Player	1st	2nd	3rd	Pts.
<b>Buster Posey, SF</b>	<b>20</b>	<b>9</b>	<b>2</b>	<b>129</b>
Jason Heyward, Atl	9	20	2	107
Jaime Garcia, StL	1	1	16	24
Gaby Sanchez, Fla	2	1	5	18
Neil Walker, Pit	0	1	0	3
Starlin Castro, ChC	0	0	3	3
Ike Davis, NY	0	0	2	2
Jose Tabata, Pit	0	0	1	1
Jonny Venters, Atl	0	0	1	1

## POSTSEASON HIGHLIGHTS

**Posey became just 5th NL Rookie of Year to help his team win World Series, batting .288 (17-for-59) with HR and 5 RBI in 15 games.**

- Led Giants in hits in 1st round win over Atlanta in Division Series, going 6-for-16 (.375), which marked 7th-highest avg. by rookie in LDS (min. 10 PAs).
- Became 1st rookie catcher in Major League history to bat cleanup in postseason game, batting 4th in Game 1 of Division Series vs. Atlanta on Oct. 7 (*Elias*).
- Posey and Braves catcher Brian McCann became only 4th pair of catchers to start and bat cleanup in same postseason contest...others were Yogi Berra and Roy Campanella (1953 and 1955 World Series), Johnny Bench and Manny Sanguillen (1970 NLCS), and Bench and Carlton Fisk (Games 5 and 6 of 1975 World Series (*Elias*).
- Tied for 2nd on team with 3 RBI in LCS against Philadelphia...went 4-for-5 with 2 2Bs and 2 RBI in Game 4 to become just 2nd rookie catcher in ML history to collect 4 hits in postseason game...on Oct. 10, 1946, Joe Garagiola had 4 hits and 3 RBI to lead Cardinals to 12-3 win over Red Sox at Fenway Park in Game 4 of World Series.
- Hit safely in all 5 games of World Series vs. Texas, batting .300 (6-for-20) with HR and 2 RBI...hit solo HR off Darren O'Day in Game 4, becoming 4th rookie catcher ever to hit HR in WS game, joining Wally Schang (1913 Philadelphia Athletics), Bill DeLancey (1934 Cardinals) and Rod Barajas (2001 Diamondbacks).
- Became youngest Giants player to hit home run in World Series contest at 23 years and 219 days...previous youngest was Matt Williams (23 years, 333 days) in Game 3 of 1989 WS against Oakland.
- On Oct. 31 at Texas, Posey joined teammate Madison Bumgarner as 1st all-rookie starting battery in World Series game since Spec Shea and Yogi Berra started for Yankees in Game 1 of 1947 World Series.

## 2009

**One of San Francisco's prized young players, Posey made quick strides in just his 2 minor league seasons, finishing year with San Francisco, appearing in 7 games.**

- Had his contract purchased from triple-A Fresno Sept. 2 and appeared in 7 games for Giants, going 2-for-17 (.118)...made 4 starts, all at catcher and caught 40.0 innings overall.
- Upon hearing of his call-up to Majors, caught an early flight at dawn out of Las Vegas with teammate Dan Runzler and landed in Philadelphia at 3 p.m. local time on Sept. 2...his call-up was somewhat of surprise, however, with catcher Bengie Molina missing time with strained upper right quad, Giants had no choice but to add Posey to big league roster as insurance option.
- After hitting combined .325 with 18 HRs and 80 RBI in his 1st full season between Class A Advanced San Jose and triple-A Fresno, Posey finally got his 1st Major League at-bat Sept. 11 in 10-3 loss to Dodgers in Los Angeles- NL, when he came on as late defensive insertion and struck out in his lone plate appearance against Hiroki Kuroda.
- Collected his 1st Major League hit in his 3rd career at-bat Sept. 19 at Los Angeles-NL, with bloop single to right field off Jeff Weaver.
- Caught Randy Johnson Sept. 25 vs. Chicago-NL, which was largest age difference between pitcher and catcher since Jesse Orosco and Rob Bowen threw together Sept. 27, 2003 (23 years and 309 days)...age difference between Posey and Johnson was 23 years and 198 days (*Sports Features Group*).
- Started 4 of SF's final 9 games with club dropping out of postseason contention.
- Prior to his promotion to big league club, spilt year between Class A Advanced San Jose and triple-A Fresno...began year at SJ, hitting .326 (95-for-291) with 23 2Bs, 13 HRs and 58 RBI in 80 contests, helping Giants win 1st half title in California League North Division with 42-28 (.600) record...Giants later went on to win CAL League Championship.
- After earning California League mid-season All-Star honors, backstop skipped double-A level and made jump to triple-A, being promoted July 14.
- Was scheduled to be promoted earlier, however was hit in head with pitch by Stockton's Craig Iltis on June 26 and missed 5 games.
- Upon promotion to triple-A he immediately sparked Grizzlies, as team won 1st 9 games he caught...struggled somewhat at plate in his 1st 14 games with Fresno, batting just .222, however, adjusted and recorded .380 avg. in his final 21 games to finish at .321 (42-for-131) with 8

## Highest Average by Rookie With 50+ Starts at Catcher (Since 1974)

Player,Team	Year	AVG.
Mike Piazza, LAD	1993	.318 (174-for-547)
Ronny Paulino, PIT	2006	.310 (137-for-442)
<b>Buster Posey, SF</b>	<b>2010</b>	<b>.305 (124-for-406)</b>
Benito Santiago, SD	1987	.300 (164-for-546)
Tony Pena, PIT	1981	.300 (63-for-210)

chart courtesy of *Elias*

2Bs, 3B, 5 HRs and 22 RBI in 35 contests.

- Was on fire in August, batting at .375 clip with 17 RBI and connecting on all 5 of his round trippers during his 1st full month at minor league baseball's top classification.

## 2008

### Spent his 1st professional campaign playing for rookie-level Arizona and short-season Salem-Keizer.

- Hit .385 (10-for-26) with 5 extra base hits in 7 games for ARL-Giants before being promoted to short-season Salem-Keizer where he played in only 3 games with Volcanoes hitting .273 (3-for-11).
- Was moved to Class A Advanced San Jose for California league playoffs and batted .235 (4-for-17) in 5 games.

- Played in Arizona Fall League in October, playing for Scottsdale Scorpions.
- Tabled by *Baseball America* as top prospect in Giants system entering 2010 season.

- Following season, played for Waikiki Beach Boys, where he was named to HWB postseason All-Star team...helped Beach Boys win their 1st Hawaii Winter League Baseball championship, batting .338 (25-for-74) with 15 RBI, doing most damage with 12-game hit streak (23-for-46, .500).

## PERSONAL

- Married (Kristin).
- Graduated from Lee County (GA) High School.
- Attended Florida State University.
- Was named AFLAC All-American following senior season at FSU while being named nation's 18th-best prospect by Prospects Plus...was Georgia Gatorade Player of Year and Louisville Slugger State Player of Year.
- Capped off one of greatest seasons in FSU history, winning 2008 Golden Spikes Award, which is emblematic of top amateur player in country...became 3rd Giant to receive honor, joining Tim Lincecum (2006) and Will Clark (1985).
- Won every major Player of Year award in 2008, winning Dick Howser Trophy and Brooks Wallace Award, while claiming Johnny Bench Award for nation's top collegiate

catcher...was also named Player of Year by *Collegiate Baseball*, *Baseball America* and *Rivals.com*...finished '08 season as national leader in 6 offensive categories, including batting avg. (.463), hits (119), RBI (93), total bases (226), slugging pct. (.879) and on-base pct. (.566).

- Was also honored for his stellar work behind plate, earning Rawlings Gold Glove Award after posting .983 fielding pct. in 62 starts.
- Became just 3rd catcher taken by Giants with their #1 pick, with others being Dave Rader (1967) and Bob Cummings (1978).
- Was originally drafted out of High School by California Angels in 50th round of 2005 First-Year Player Draft, but did not sign.

## Giants to Hit Safely in 20+ Consecutive Games in SF-era History

Player	Streak	Date
Jack Clark	26	6/30-7/25, 1978
Willie McCovey	24	6/25-7/19, 1963
Willie Mays	23	9/19/59-6/2/60
Willie McCovey	22	8/17-9/10, 1959
Robby Thompson	21	5/8-6/1, 1993
<b>Buster Posey</b>	<b>21</b>	<b>7/4-7/28, 2010</b>
Willie Mays	20	4/17-5/13, 1964
Garry Maddox	20	9/20/73-4/14/74
Randy Winn	20	4/29-5/21, 2007

courtesy of Trent McCotter of SABR

## BUSTER GERALD POSEY

Year	Club	AVG	G	AB	R	H	2B	3B	HR	RBI	SH	SF	HP	BB-I	SO	SB-CS	E	SLG	OBP
2008	ARL-Giants-R	.385	7	26	8	10	3	1	1	4	0	0	0	5-1	4	0-0	0	.692	.484
	Salem-Keizer-A	.273	3	11	2	3	2	0	0	2	0	0	0	3-0	0	0-0	1	.455	.429
2009	San Jose-A	.326	80	291	63	95	23	0	13	58	0	2	8	45-0	45	6-0	2	.540	.428
	Fresno-AAA	.321	35	131	21	42	8	1	5	22	0	3	0	17-0	23	0-1	4	.511	.391
2010	San Francisco	.118	7	17	1	2	0	0	0	0	0	0	0	0-0	4	0-0	0	.118	.118
	Fresno-AAA	.349	47	172	31	60	13	2	6	32	0	4	4	28-2	30	1-1	0	.552	.442
	San Francisco	.305	108	406	58	124	23	2	18	67	0	3	4	30-5	55	0-2	7	.505	.357
Minor Totals		.333	172	631	125	210	49	4	25	118	0	9	12	98-3	102	7-2	7	.542	.427
M.L. Totals		.298	115	423	59	126	23	2	18	67	0	3	4	30-5	59	0-2	7	.489	.348

## DIVISION SERIES RECORD

Year	Club, Opp	AVG	G	AB	R	H	2B	3B	HR	RBI	SH	SF	HP	BB-I	SO	SB-CS	E	SLG	OBP
2010	SF vs. ATL	.375	4	16	3	6	1	0	0	0	0	0	0	2-0	5	1-0	0	.438	.444

## CHAMPIONSHIP SERIES RECORD

Year	Club, Opp	AVG	G	AB	R	H	2B	3B	HR	RBI	SH	SF	HP	BB-I	SO	SB-CS	E	SLG	OBP
2010	SF vs. PHI	.217	6	23	1	5	2	0	0	3	0	0	0	3-1	7	0-0	0	.304	.308

## WORLD SERIES RECORD

Year	Club, Opp	AVG	G	AB	R	H	2B	3B	HR	RBI	SH	SF	HP	BB-I	SO	SB-CS	E	SLG	OBP
2010	SF vs. TEX	.300	5	20	2	6	0	0	1	2	0	0	0	1-0	6	0-0	0	.450	.333

## CAREER TRANSACTIONS

- Selected by San Francisco in 1st round (5th overall) of 2008 First-Year Player Draft. Signed by Sean O'Connor.

## CAREER FIELDING

Position	PCT.	G	PO	A	E	TC	DP
Catcher	.991	83	647	45	6	698	4
1st Base	.995	30	196	17	1	214	14

## CAREER HIGHS

- Hits:** 4 (3x), last: July 25, 2010 at AZ
- Runs:** 3 (2x), last: Sept. 19, 2010 vs. MIL
- Doubles:** 2 (5x), last: Sept. 19, 2010 vs. MIL
- Triples:** 1 (2x), last: July 11, 2010 at WSH
- Home Runs:** 2, July 7, 2010 at MIL
- RBI:** 6, July 7, 2010 at MIL
- Walks:** 3, Sept. 19, 2010 vs. MIL
- Stolen Bases:** None
- Longest Hitting Streak:** 21 games, July 4-28, 2010

## CAREER HOME RUN CHART

- Multi-HR Games (1)**  
July 7, 2010 at MIL
- 3-HR Games (0)**
- Grand Slams (1)**  
July 7, 2010 at MIL (off Chris Capuano)
- Pinch-Hit (0)**
- Inside-the-Park (0)**
- Game Ending (0)**
- Leadoff (0)**

# Ramon Ramirez

## RIGHT-HANDED PITCHER

**Birthdate:** August 31, 1981  
**2011 Opening Day Age:** 29  
**Birthplace:** Puerto Plata, Dominican Republic  
**Resides:** Puerto Plata, Dominican Republic  
**Bats:** Right      **Throws:** Right  
**Height:** 5-11      **Weight:** 199  
**M.L. Service:** 4 years, 113 days  
**How Obtained:** Acquired by Giants from Boston in exchange for RHP Daniel Turpen on July 31, 2010  
**Contract Status:** Signed through 2011



Ramirez

### CAREER

Has been one of most durable right-handed relief pitchers over last 3 seasons since 2008, with 210 appearances, which is tied for 7th-most in Majors...has gone 17-14 with 3.29 ERA (108er, 295.2ip) over 293 games.

- > 29-year-old right-hander joined Giants organization last season after being acquired by club at trade deadline on July 31st from Boston in exchange for minor league RHP Daniel Turpen.
- > Has posted 3-straight seasons with an ERA below 3.00 (2.64 in 2008 w/KC, 2.84 in 2009 with BOS and 2.99 in 2010 with BOS and SF).
- > Was originally signed by Texas as an outfielder in 1997, but made his pitching debut with Hiroshima Toyo Carp of Japanese league in 2002.

### 2010 SEASON

Had stellar season with Boston and San Francisco, going combined 1-3 with 2.99 ERA (23er, 69.1ip) and 3 saves in 69 relief appearances.

- > Was one of Giants top set-up men after trade deadline, giving up total of just 2 earned runs in 27.0 innings, for 0.67 ERA, which was 2nd-best in NL beginning Aug.1 (min. 20.0ip)...only FLA's Clay Hensley had lower mark with 0.66 ERA (2er, 27.1p).
- > Appeared in 7th inning or later in 18 of his 25 games with San Francisco.
- > 12 of his 25 appearances for Giants were in relief of starting pitcher, during which he allowed 2 earned runs in 14.0 innings (1.29 ERA).
- > Blanked opponents in 27 of his final 29 games (that includes his final 4 appearances with Red Sox), fashioning 0.59 ERA (2er, 30.1ip).
- > Stranded 29 of 36 (80.6%) inherited runners overall, including 17 of his last 19.
- > Earned only win with SF Sept. 21 at Chicago-NL.
- > Recorded 1st save with SF Sept. 30 vs. Arizona.
- > Went 0-3 with 2 saves with 4.46 ERA (21er, 42.1ip) in 44 games with Boston.

## Giants Gems

- > At the age of 16, Ramirez signed with the Texas Rangers as an outfielder but was released after hitting .245 his first season in the Dominican League. Ramon decided to **reinvent himself as a pitcher**. He had no coaching, so he watched MLB games whenever he could, **studying Roger Clemens and Pedro Martinez**, among others. He practiced his pitching at a local field, recruiting his friends to catch and stand in the batters box as hitters.
- > He was **out of baseball for four years while he developed himself as a pitcher**. In his third year out of baseball, he took a job with the local Coca-Cola plant to help support the two children he fathered when he was 16 and 17 (with the girlfriend who would become his wife). He earned \$60 a month.
- > In his fourth year, he lived at a Japanese-run baseball academy Monday through Friday for no pay other than food. On Fridays, he took a seven-hour bus ride back home, then rode seven hours back on Sunday. He then played a year of minor league baseball in Hiroshima. When he returned to the Dominican in 2003, he was throwing 95 mph.
- > He has five children, including a daughter he adopted from a poor woman in his hometown who asked Ramon and his wife to raise her.

**POSTSEASON HIGHLIGHTS**

**Appeared in 5 games during postseason, going 0-1 with 13.50 ERA (6er, 4.0ip).**

- Lone loss of playoffs came in Game 2 of Division Series vs. Atlanta as he gave up eventual go ahead solo home run to Rick Ankiel in 11th inning.

**2009**

**Set career-high with 7 wins, while going 7-4 with 2.84 ERA (22er, 69.2ip) in 70 games in his 1st season with Boston.**

- Was traded to Red Sox for outfielder Coco Crisp on Nov. 19.
- His career-high 7 wins were also tied for 3rd-highest total among ML relievers behind NY-AL's Alfredo Aceves (10) and OAK's Craig Breslow (8)...marked most victories for Boston reliever since Mike Timlin's 7 in 2005.
- Tied for 6th among AL relievers with .636 winning pct.
- Ranked 3rd among Sox relievers with 2.84 ERA (22 er, 69.2ip).
- Allowed just 22.0 percent (9-of-41) of inherited runners to score, which was 7th-best in AL and 2nd among AL right-handers behind OAK's Michael Wuertz (20.0 pct.).
- Held opponents scoreless over his 1st 15.0 innings from April 8-May 3, tied for 5th-longest streak by Sox pitcher in 2009 and 0.1 inning shy of career-high (15.1, April 14-May 13, 2006)...streak spanned 13 games, most consecutive scoreless appearances by any pitcher to begin his Red Sox career since 1954.

**POSTSEASON HIGHLIGHTS**

**Made postseason debut in Game 1 of ALDS, on Oct. 8 at Los Angeles-AL.**

- Faced 3 batters without recording an out (BB, HBP, infield hit).

**2008**

**Established career bests in games (71), innings (71.2), strikeouts (70) and ERA (2.64) in 1st American League campaign, spending entire season with Kansas City.**

- Was acquired by Kansas City on March 26 from Colorado for player to be named later (LHP Jorge de la Rosa).
- Ranked among AL relief leaders in holds (T-7th, 21), games (10th), innings (11th) and strikeouts (13th).
- His 71 games also marked 10th-highest, single-season total in Royals history.
- Held right-handers to .153 clip (21-for-137), lowest mark in AL among pitchers with at least 50 appearances...only Chicago's Carlos Marmol (.103) and Philadelphia's Brad Lidge (.105) ranked better in Majors.
- Yielded just 2 homers, and was just 1 of 3 pitchers in Majors with at least 70.0 IP and 2-or-less home runs allowed...Seattle's Roy Corcoran (1 HR in 72.2ip) and

Jason Grilli (2 HR in 75.0ip) with Detroit and Colorado also accomplished feat.

- Was 1 of 3 AL relievers with at least 70 strikeouts, 70 appearances and an ERA under 3.00, joining Los Angeles-AL's Francisco Rodriguez and Chicago-AL's Matt Thornton...became 1 of 13 pitchers in Major League history to reach those marks while allowing 2 home runs or less, also accomplished in 2008 by Philadelphia's Brad Lidge...was 1st AL hurler to do it since New York-AL's Mariano Rivera and Minnesota's Juan Rincon in 2005.
- Recorded 1st Major League save in nightcap of double-header, Sept. 4 vs. Oakland.

**2007**

**Split season between Rockies and triple-A Colorado Springs, going 2-2 with 8.31 ERA (16er, 17.1ip) in 22 games at Major League level.**

- Began year on Rockies Opening Day roster and spent 1st 2 months with club, including disabled list stint from April 18-May 14 with right elbow strain.
- Was optioned June 7 to Colorado Springs...was recalled again on July 20, allowing 2 runs in 4.0 innings over 6

games...optioned on Aug. 7, but recalled again 8 days later (Aug. 15)...optioned for final time on Aug. 17 and spent last 2 weeks at Colorado Springs.

- Recalled to Colorado on Sept. 8, but was immediately placed on 60-day DL with right elbow inflammation.

**Ramon Ramirez has been one of the most reliable relief options in Majors over last 3 seasons, appearing in 210 games, which is tied for 7th-most in Majors since 2008.**

Rank	Player	Games
1.	Pedro Feliciano	266
2.	Carlos Marmol	238
3.	Matt Guerrier	229
4.	Aaron Heilman	218
5.	Francisco Cordero	215
6.	Joe Beimel	213
7t.	Ramon Ramirez	210
	Ryan Madson	210

- Ejected for 1st time in career on Aug. 8 at NY-AL, by home plate umpire Jim Joyce for hitting Alex Rodriguez with pitch.

**2006**

**Saw 1st Major League action, spending almost entire year with Rockies, while setting club marks for rookie reliever in Ks (60), ERA (3.46) and tied for 2nd in innings (67.2).**

- Tied for 6th among NL rookies with 61 appearances, 3rd-most ever by Colorado rookie behind Javier Lopez (75 in 2003) and Steve Reed (64 in 1993).
- Averaged 8.11 strikeouts per 9.0 innings, 10th among NL rookie relievers.
- Began year with triple-A Colorado Springs, but made just 1 appearance before April 12 recall...made Big League debut April 14 vs. Philadelphia, tossing 2.0-shut-out innings with 2 strikeouts.
- Threw 15.1-consecutive scoreless frames over 1st 11 outings, April 14-May 13, which was franchise record to begin career.
- Earned 1st career win with 2.1-scoreless frames April 25 at Philadelphia.

**2005**

**Began season in Yankees system and was traded to Rockies on July 28...combined to go 9-9 with 4.39 ERA (69er, 141.0ip) in 30 games (24 starts) for New York's triple-A Columbus and double-A Trenton affiliates and Colorado's double-A Tulsa club.**

- Began year with Columbus and made 6 starts before he was transferred to double-A Trenton on May 7.
- Recorded 10 quality outings in 15 starts for Thunder, including pair of season-high 8.0-inning games.
- Traded to Colorado on July 28 and assigned to AA Tulsa.
- After season, played for Peoria Javelinas of Arizona Fall League where he went 2-1 with 6.20 ERA (14er, 20.1ip) and 17 strikeouts over 11 games (1 start).

**2004**

**Split year between triple-A Columbus and double-A Trenton, going 4-9 with 5.14 ERA (76er, 133.0ip) in 22 starts.**

- Led Eastern League starters with 10.0 Ks per 9.0ip for Thunder and finished 5th in league with 128 strikeouts.
- Tossed 2-hit, complete-game 4-1 win over Norwich on Aug. 17...retired final 24 batters to set Trenton record.
- After season, rated as having Best Slider in Yankees system by *Baseball America*.

**2003**

**Had his rights acquired by Yankees from Hiroshima Toyo Carp on March 5 and spent time at 3 different levels (low class A Tampa, double-A Trenton and triple-A Columbus) in Yankees organization.**

- Combined to go 3-10 with 4.43 ERA (50er, 101.2ip) in 20 games (18 starts) for single-A Tampa, double-A Trenton and triple-A Columbus.
- Was 3-2 with 1.44 ERA in 7 games (6 starts) for Grand Canyon of Arizona Fall League.
- Led league in ERA and was 5th with 25 strikeouts while issuing just 2 walks.
- After season, ranked as 5th-best prospect in Yankees organization by *Baseball America*.

**2002**

**Spent most of season in Japanese minor leagues...however made 2 appearances with Hiroshima Toyo Carp.**

- Went 0-0 with 3.00 ERA (1er, 3.0ip) with 3 strikeouts in 2 games with Carp.

**1998-2001**

**Did not play organized baseball.**

**1997**

**Hit .245 (23-for-94) with 4 2Bs, 2 HRs and 9 RBI in 39 games with DSL Rangers.**

- Made professional debut as an outfielder in Rangers organization.

**A GIANT IN THE COMMUNITY**

- In his 1st season with Red Sox in 2009, Ramon hosted pitching clinic at Roxbury Boys & Girls Club for children, giving out gloves and hats to those who participated.
- Spoke to inner-city children as part of Sox Talks program.
- Made visits to Red Sox Kid's Camp and Camp Harbor View.
- Attended Welcome Home Dinner and Picnic in Park to benefit Red Sox foundation.

**PERSONAL**

- Married
- Originally signed as an outfielder, but was converted to pitcher in his 2nd professional stint.

## RAMON SANTO RAMIREZ

Year	Club	W-L	ERA	G	GS	CG	SH	SV	IP	H	R	ER	HR	HB	BB	SO	WP	BK
2002	Hiroshima-J	0-0	3.00	2	0	0	0	0	3.0	3	1	1	0	0	2	3	0	0
2003	Tampa-A	2-8	5.21	14	14	0	0	0	74.1	88	47	43	7	2	20	70	3	1
	Trenton-AA	1-1	1.69	4	3	0	0	0	21.1	18	8	4	3	0	8	21	0	1
	Columbus-AAA	0-1	4.50	2	1	0	0	0	6.0	5	5	3	1	0	1	5	0	0
2004	Columbus-AAA	0-3	8.50	4	4	0	0	0	18.0	25	19	17	3	0	8	17	1	0
	Trenton-AA	4-6	4.62	18	18	2	0	0	115.0	116	60	59	11	3	32	128	9	3
2005	Columbus-AAA	1-3	5.33	6	6	0	0	0	27.0	32	16	16	3	1	9	26	1	0
	Trenton-AA	6-5	3.84	15	15	0	0	0	89.0	79	44	38	10	1	35	82	4	1
	Tulsa-AA	2-1	5.33	9	3	0	0	0	25.1	27	17	15	6	1	8	23	3	0
2006	Col. Springs-AAA	0-0	0.00	1	0	0	0	0	1.0	0	0	0	0	0	0	1	0	0
	<b>Colorado</b>	<b>4-3</b>	<b>3.46</b>	<b>61</b>	<b>0</b>	<b>0</b>	<b>0</b>	<b>0</b>	<b>67.2</b>	<b>58</b>	<b>28</b>	<b>26</b>	<b>5</b>	<b>1</b>	<b>27</b>	<b>61</b>	<b>2</b>	<b>0</b>
2007	Col. Springs-AAA	4-0	2.28	25	0	0	0	0	27.2	18	10	7	2	0	16	35	1	0
	<b>Colorado</b>	<b>2-2</b>	<b>8.31</b>	<b>22</b>	<b>0</b>	<b>0</b>	<b>0</b>	<b>0</b>	<b>17.1</b>	<b>21</b>	<b>16</b>	<b>16</b>	<b>2</b>	<b>1</b>	<b>6</b>	<b>15</b>	<b>2</b>	<b>0</b>
2008	<b>Kansas City</b>	<b>3-2</b>	<b>2.64</b>	<b>71</b>	<b>0</b>	<b>0</b>	<b>0</b>	<b>1</b>	<b>71.2</b>	<b>57</b>	<b>23</b>	<b>21</b>	<b>2</b>	<b>0</b>	<b>31</b>	<b>70</b>	<b>6</b>	<b>1</b>
2009	<b>Boston</b>	<b>7-4</b>	<b>2.84</b>	<b>70</b>	<b>0</b>	<b>0</b>	<b>0</b>	<b>0</b>	<b>69.2</b>	<b>61</b>	<b>26</b>	<b>22</b>	<b>7</b>	<b>4</b>	<b>32</b>	<b>52</b>	<b>2</b>	<b>2</b>
2010	<b>Boston</b>	<b>0-3</b>	<b>4.46</b>	<b>44</b>	<b>0</b>	<b>0</b>	<b>0</b>	<b>2</b>	<b>42.1</b>	<b>39</b>	<b>21</b>	<b>21</b>	<b>6</b>	<b>0</b>	<b>16</b>	<b>31</b>	<b>1</b>	<b>1</b>
	<b>San Francisco</b>	<b>1-0</b>	<b>0.67</b>	<b>25</b>	<b>0</b>	<b>0</b>	<b>0</b>	<b>1</b>	<b>27.0</b>	<b>13</b>	<b>3</b>	<b>2</b>	<b>1</b>	<b>0</b>	<b>11</b>	<b>15</b>	<b>1</b>	<b>1</b>
<b>Minor Totals</b>		<b>20-28</b>	<b>4.49</b>	<b>98</b>	<b>64</b>	<b>2</b>	<b>0</b>	<b>0</b>	<b>404.2</b>	<b>408</b>	<b>226</b>	<b>202</b>	<b>46</b>	<b>8</b>	<b>137</b>	<b>408</b>	<b>22</b>	<b>6</b>
<b>A.L. Totals</b>		<b>10-9</b>	<b>3.14</b>	<b>185</b>	<b>0</b>	<b>0</b>	<b>0</b>	<b>3</b>	<b>183.2</b>	<b>157</b>	<b>70</b>	<b>64</b>	<b>15</b>	<b>4</b>	<b>79</b>	<b>153</b>	<b>12</b>	<b>4</b>
<b>N.L. Totals</b>		<b>7-5</b>	<b>3.54</b>	<b>108</b>	<b>0</b>	<b>0</b>	<b>0</b>	<b>1</b>	<b>112.0</b>	<b>92</b>	<b>47</b>	<b>44</b>	<b>8</b>	<b>2</b>	<b>44</b>	<b>91</b>	<b>5</b>	<b>1</b>
<b>M.L. Totals</b>		<b>17-14</b>	<b>3.29</b>	<b>293</b>	<b>0</b>	<b>0</b>	<b>0</b>	<b>4</b>	<b>295.2</b>	<b>249</b>	<b>117</b>	<b>108</b>	<b>23</b>	<b>6</b>	<b>123</b>	<b>344</b>	<b>17</b>	<b>5</b>
<b>Japan Totals</b>		<b>0-0</b>	<b>3.00</b>	<b>2</b>	<b>0</b>	<b>0</b>	<b>0</b>	<b>0</b>	<b>3.0</b>	<b>3</b>	<b>1</b>	<b>1</b>	<b>0</b>	<b>0</b>	<b>2</b>	<b>3</b>	<b>0</b>	<b>0</b>

## RAMIREZ'S M.L. BATTING

M.L.	Batting	AVG	G	AB	R	H	2B	3B	HR	RBI	SH	SF	HP	BB-I	SO	SB-CS	E	SLG	OBP
---	2010	---	69	0	0	0	0	0	0	0	0	0	0	0-0	0	0-0	2	.000	.000
---	Career	.400	293	5	0	2	0	0	0	0	1	0	0	0-0	3	0-0	5	.400	.400

## DIVISION SERIES RECORD

Year	Club, Opp	W-L	ERA	G	GS	CG	SH	SV	IP	H	R	ER	HR	HB	BB	SO	WP	BK
2009	BOS vs. LAA	0-0	---	1	0	0	0	0	0.0	1	2	2	0	0	1	0	0	0
2010	SF vs. ATL	0-1	4.50	1	0	0	0	0	2.0	1	1	1	1	1	0	1	0	0
<b>DS Totals</b>		<b>0-1</b>	<b>13.50</b>	<b>2</b>	<b>0</b>	<b>0</b>	<b>0</b>	<b>0</b>	<b>2.0</b>	<b>2</b>	<b>3</b>	<b>3</b>	<b>1</b>	<b>1</b>	<b>1</b>	<b>1</b>	<b>0</b>	<b>0</b>

## CHAMPIONSHIP SERIES RECORD

Year	Club, Opp	W-L	ERA	G	GS	CG	SH	SV	IP	H	R	ER	HR	HB	BB	SO	WP	BK
2010	SF vs. PHI	0-0	27.00	2	0	0	0	0	1.0	3	3	3	1	0	1	0	0	0

## WORLD SERIES RECORD

Year	Club, Opp	W-L	ERA	G	GS	CG	SH	SV	IP	H	R	ER	HR	HB	BB	SO	WP	BK
2010	SF vs. TEX	0-0	18.00	2	0	0	0	0	1.0	1	2	2	0	0	1	1	0	0

## CAREER TRANSACTIONS

- Signed by Texas as international free agent on Dec. 12, 1996.
- Signed by Hiroshima Carp as free agent in 2002.
- Acquired by New York-AL in exchange for cash considerations on March 5, 2003.
- Acquired by Colorado along with RHP Edwardo Sierra in exchange for RHP Shawn Chacon on July 28, 2005.
- Placed on 15-day disabled list with spring right elbow, April 21-May 15, 2007.
- Placed on 60-day disabled list with right elbow inflammation, Sept. 8-Oct. 31, 2007.
- Acquired by Kansas City in exchange for player to be named later (LHP Jorge de la Rosa) on March 26, 2008.
- Acquired by Boston in exchange for OF Coco Crisp, Nov. 19, 2008.
- Acquired by San Francisco in exchange for minor league RHP Daniel Turpen, July 31, 2010.

## CAREER FIELDING

Position	PCT.	G	PO	A	E	TC	DP
Pitcher	.898	293	18	26	5	49	3

## CAREER HIGHS

- **Low-Hit CG:** No Complete Games
- **Innings Pitched:** **Starter:** None  
**Reliever:** 4.0, Aug. 15, 2006 vs. AZ (w/COL)
- **Strikeouts:** 5, Aug. 15, 2006 vs. AZ (w/COL)
- **Winning Streak:** 5 games, Sept. 11, 2008-May 12, 2009
- **Losing Streak:** 4 games, Sept. 2, 2009-July 20, 2010
- **Scoreless Streak:** 18.2 innings, Sept. 17, 2008-May 3, 2009

# Wilmin Rodriguez

## LEFT-HANDED PITCHER

**Birthdate:** May 13, 1985

**2011 Opening Day Age:** 25

**Birthplace:** La Romana, Dominican Republic

**Resides:** La Romana, Dominican Republic

**Bats:** Left **Throws:** Left

**Height:** 6-2 **Weight:** 222

**M.L. Service:** None

**How Obtained:** Signed by Giants as non-drafted free agent, March 24, 2004

**Contract Status:** Non-Roster Invitee



Rodriguez

### CAREER

25-year-old has forged 17-14 record with 4.07 ERA (145er, 320.2ip) and 247 Ks in 182 games (31 starts) over 7 seasons within Giants minor league organization.

> Will be making his 1st appearance at big league camp in his 7 year career.

### 2010 SEASON

Split time between Class A Augusta and double-A Richmond, going 4-4 with 3.67 ERA (22er, 54.0ip) in 37 games (1 start).

### 2009

Had his best season yet in minors with Class A Advanced San Jose appearing in career-high 48 games, while posting 4-1 record with 2.72 ERA (18er, 59.2ip).

### 2008

Pitched for Class A Advanced San Jose and Class A Augusta, going combined 3-2 with 3.83 ERA (22er, 51.2ip) in 37 games.

### 2007

Began year with short-season Salem-Keizer, going 0-1 with 5.49 ERA (24er, 39.1ip) in 15 games (7 starts)...had brief 1 game stint with triple-A Fresno.

### 2006

Split season between ARL-Giants and short-season Salem-Keizer, forging 3-3 record with 5.35 ERA (23er, 38.2ip) in 15 games (6 starts).

### 2005

Went 3-1 with 3.56 ERA (17er, 43.0ip) in 16 games (8 starts) in his 2nd season with DSL-Giants.

### 2004

Made his professional debut with DSL-Giants, going 0-2 with 5.13 ERA (19er, 33.1ip) in 13 games (9 starts).

### Personal

> Single.

### WILMIN RODRIGUEZ

Year	Club	W-L	ERA	G	GS	CG	SHO	SV	IP	H	R	ER	HR	HB	BB	SO	WP	BK
2004	DSL-Giants-R	0-2	5.13	13	9	0	0	0	33.1	34	24	19	1	5	31	22	10	2
2005	DSL-Giants-R	3-1	3.56	16	8	1	1	0	43.0	36	21	17	2	1	19	24	5	2
2006	ARL-Giants-A	3-3	5.66	12	6	0	0	1	35.0	44	25	22	0	2	15	23	3	2
	Salem-Keizer-A	0-0	2.45	3	0	0	0	1	3.2	3	1	1	1	0	0	3	0	0
2007	Fresno-AAA	0-0	0.00	1	0	0	0	0	1.0	1	0	0	0	0	0	1	0	0
	Salem-Keizer-A	0-1	5.49	15	7	0	0	0	39.1	42	29	24	6	4	23	47	4	0
2008	San Jose-A	1-1	5.64	19	0	0	0	0	22.1	32	17	14	0	1	19	21	2	0
	Augusta-A	2-1	2.45	18	0	0	0	1	29.1	20	8	8	1	2	17	24	4	0
2009	San Jose-A	4-1	2.72	48	0	0	0	3	59.2	44	20	18	1	2	25	50	6	0
2010	Richmond-AA	0-1	3.51	17	0	0	0	0	25.2	24	13	10	1	0	14	12	3	1
	Augusta-A	4-3	3.81	20	1	0	0	0	28.1	36	14	12	1	1	9	20	2	0
<b>Minor Totals</b>		<b>17-14</b>	<b>4.07</b>	<b>182</b>	<b>31</b>	<b>1</b>	<b>1</b>	<b>6</b>	<b>320.2</b>	<b>316</b>	<b>172</b>	<b>145</b>	<b>14</b>	<b>18</b>	<b>172</b>	<b>247</b>	<b>39</b>	<b>7</b>

### CAREER TRANSACTIONS

■ Signed by San Francisco as non-drafted free agent, March 24, 2004.

# Ryan Rohlinger

## INFIELDER

**Birthdate:** October 7, 1983

**2011 Opening Day Age:** 27

**Birthplace:** West Bend, Wisconsin

**Resides:** West Bend, Wisconsin

**Bats:** Right      **Throws:** Right

**Height:** 6-0      **Weight:** 193

**M.L. Service:** 1 year

**How Obtained:** Giants 6th round selection in 2006 First-Year Player Draft

**Contract Status:** Signed through 2011



### CAREER

**27-year-old infielder has appeared at Major League level in each of his last 3 seasons...while seeing limited action has hit .136 (9-for-66) in 45 games...in 5 seasons in minors has posted .272 avg. (529-for-1,942) with 132 2Bs, 61 HRs and 300 RBI in 523 contests.**

- Produced solid minor league campaigns in last 3 seasons, culminating with call-ups to Major League level in 2008-10.
- In his 1st full year at triple-A level in 2009, established Fresno Grizzlies record for most 2Bs in season with 37.
- 1 of 16 Giants to make his ML debut in 2008, Wisconsin native made jump to big leagues after having never played

above double-A level.

- Former University of Oklahoma standout was San Francisco's 6th round selection in 2006 draft...was selected by St. Louis in 21st round of 2005 draft, but elected to return to college.

### 2010 SEASON

**Was recalled to Major League club on 2 separate occasions...made 1 start at SS and batted .200 (3-for-15) with 2 BBs in 12 games.**

- Had great season at triple-A Fresno, batting .311 (88-for-283) with 23 2Bs, 8 HRs and 48 RBI in 77 games.
- Hit .361 (26-for-72) against left-handers and .294 (62-for-211) against righties.
- Was recalled from triple-A July 25th, taking roster spot of

Eugenio Velez...marked 2nd time that Rohlinger had been recalled from Fresno (also May 7).

- Had 4-hit night for Fresno on Aug. 11, which also included walk...his 1st inning single snapped an 0-for-22 drought.

### 2009

**Had strong showing at triple-A level that culminated with big league call-up Aug. 25...however, saw limited playing time with Giants, appearing in just 12 games and batting .158 (3-for-19) with 2B and 4 RBI.**

- Made 4 starts (2 at 3rd base, 1 at shortstop and 1 at 2nd base).
- Had pinch-hit bases-loaded single Aug. 30 vs. Colorado to extend Giants' lead to 8-5 in their 9-5 victory.
- Prior to joining Giants spent 1st full season at triple-A level and was one of Grizzlies' top performers, batting .281 (133-for-474) with team-record 37 2Bs in 126 games.
- Led team with 55 extra base hits and ranked 2nd on club with 78 RBI, and tied for 2nd with 16 home runs.
- Set new Grizzlies franchise record for most 2Bs in season with 37 on Aug. 24, surpassing Dave Doster's previous mark of 36 in 2004 campaign.
- His 37 2-baggers ranked as 4th-most in Pacific Coast League, behind Las Vegas' Randy Ruiz (43) and Jason Lane

(41), and Colorado Springs' Matt Miller (39).

- Turned 5-4-3 triple-play April 26 vs. Reno...after 1st two Reno batters reached via singles, Ruben Gotay hit groundball right to Rohlinger, who stepped on 3rd for 1st out, then fired it over to 2nd baseman Matt Downs, who threw to Jesus Guzman at 1st to complete rare play.
- Hit grand slam Aug. 2 at Tacoma, tying game at 4-4 in 3rd inning of Fresno's eventual 7-4 victory.
- Had 3 of Grizzlies' 8 walk-off hits...his 1st came May 7 vs. Las Vegas, hitting bases-loaded run-scoring single in 9th inning giving Fresno 6-5 win...had 2-run bases-loaded 2B in 9th inning July 9 vs. Sacramento to cap 7-6 walk-off victory...was drilled by former Giant Scott Munter with bases loaded July 29 vs. Colorado Springs, forcing in games only run in 10th inning of 1-0 walk-off win.

## 2008

**Started season at Class A Advanced San Jose, but was in Giants uniform in mid-Aug., in what was his 1st big league appearance...made jump to Majors after having never played above double-A ball.**

- > Had contract purchased from double-A Connecticut Aug. 13 and made ML debut that same day at Houston (start at 3B), going 1-for-4 with 2B and RBI.
- > 1st big league hit came off LHP Randy Wolf.
- > Prior to joining big league club, split minor league portion of year between Class A Advanced San Jose and double-A Connecticut, combining to hit .289 (126-for-436) with 72 runs, 28 2Bs, 13 HRs and 65 RBI in 117 contests.
- > Following season played for Scottsdale Scorpions in Arizona Fall League, batting .238 (15-for-63) with 2 HRs and 7 RBI.

## 2007

**Batted .235 (119-for-506) with career-high 18 HRs and 78 RBI in 135 games for Class A Augusta.**

- > Led GreenJackets in runs (86), HRs and walks (62).

## 2006

**Batted .252 (59-for-234) with 3 HRs and 28 RBI in 65 games in his 1st professional year with short-season Salem-Keizer.**

- > Ranked 3rd in Northwest League in strikeouts per plate appearance with 1 every 10.11 PAs.

## PERSONAL

- > Single.
- > Graduated from West Bend (MI) High School.
- > Attended Clarendon (TX) College and University of Oklahoma.

## RYAN LEE ROHLINGER

Year	Club	AVG	G	AB	R	H	2B	3B	HR	RBI	SH	SF	HP	BB-I	SO	SB-CS	E	SLG	OBP
2006	Salem-Keizer-A	.252	65	234	34	59	13	1	3	28	2	5	5	27-1	27	0-2	11	.355	.336
2007	Augusta-A	.235	135	506	86	119	31	3	18	78	1	4	13	62-3	83	3-3	14	.415	.332
2008	San Jose-A	.285	73	277	45	79	16	0	7	46	1	5	5	34-0	50	5-1	9	.419	.368
	Connecticut-AA	.296	44	159	27	47	12	1	6	19	3	1	3	13-0	20	1-1	5	.497	.358
2009	San Francisco	.094	21	32	2	3	1	1	0	2	0	0	0	1-0	8	0-1	3	.188	.121
	Fresno-AAA	.281	126	474	74	133	37	2	16	78	2	5	12	42-1	90	4-2	12	.468	.351
	San Francisco	.158	12	19	0	3	1	0	0	4	0	0	0	1-0	6	0-0	0	.211	.200
2010	ARL-Giants-R	.444	3	9	5	4	0	0	3	3	0	0	0	0-0	2	2-1	0	1.444	.444
	Fresno-AAA	.311	77	283	46	88	23	0	8	48	1	2	10	29-1	59	3-0	0	.477	.392
	San Francisco	.200	12	15	1	3	0	0	0	1	0	1	0	2-0	5	0-0	0	.200	.294
<b>Minor Totals</b>		.272	523	1942	317	529	132	7	61	300	10	22	48	207-6	331	331-17	51	.442	.353
<b>M.L. Totals</b>		.136	45	66	3	9	2	1	0	7	0	0	0	4-0	19	0-1	3	.197	.186

## CAREER TRANSACTIONS

- Selected by St. Louis in 21st round of 2005 First-Year Player Draft; did not sign.
- Selected by San Francisco in 6th round of 2006 First-Year Player Draft. Signed by Todd Thomas.

## CAREER FIELDING

Position	PCT.	G	PO	A	E	TC	DP
2nd Base	1.000	2	5	3	0	8	1
3rd Base	.909	25	9	21	3	33	1
Shortstop	1.000	7	8	8	0	16	3

## CAREER HIGHS

- Hits: 1 (9x), last: May. 30, 2010 vs. AZ
- Runs: 1 (3x), last: May. 18, 2010 vs. SD
- Doubles: 1 (2x), last: Oct. 1, 2009 vs. AZ
- Triples: 1, Aug. 21, 2008 vs. FLA
- Home Runs: None
- RBI: 2, Aug. 30, 2009 vs. COL
- Walks: 1 (3x), last: May. 27, 2010 vs. WSH
- Stolen Bases: None
- Longest Hitting Streak: 2 games, Sept. 19-Oct. 1, 2009

# Felix Romero

## RIGHT-HANDED PITCHER

**Birthdate:** June 18, 1980  
**2011 Opening Day Age:** 30  
**Birthplace:** San Pedro de Macoris, D.R.  
**Resides:** San Pedro de Macoris, D.R.  
**Bats:** Right      **Throws:** Right  
**Height:** 6-1      **Weight:** 213  
**M.L. Service:** None  
**How Obtained:** Signed by Giants as Minor League free agent, October 10, 2010  
**Contract Status:** Non-Roster Invitee



### CAREER

30-year-old has forged 53-49 record with 3.48 ERA (314er, 811.0ip) and 831 Ks in 401 games (40 starts) over 12 seasons in minors.

- > Dominican native has struck out 831 batters in 811.0 innings over his minor league career.
- > Will open his 13th professional season, his 3rd full year within Giants organization.
- > Is in Giants' big league camp for 2nd-straight season.

### 2010 SEASON

Pitched for both triple-A Fresno and double-A Richmond, going 5-3 with 3.62 ERA (44er, 109.1ip) and 79 strikeouts in 33 games (14 starts).

### 2009

Spent entire season with triple-A Fresno, appearing in 50 games, going 5-5 with 4 saves, 4.28 ERA (35er, 73.2ip) with 69 strikeouts.

### 2008

Split season between double-A Bowie and triple-A Norfolk.

- > Forged 8-3 record with 1 save and 3.39 ERA (29er, 77.0ip) in 40 games for Bowie.
- > Stuck out 100 batters, good for 11.7 strikeouts per 9.0ip.
- > Appeared in 5 games (1 start) for Norfolk, going 0-0 with 2.16 ERA (2er, 8.1ip).

### 2007

Spent entire campaign with double-A in Bowie (Baltimore), going 2-7 with 4.13 ERA (37er, 80.2ip) and 96 strikeouts in 46 games (1 start).

### 2006

Was not signed for 2006.

### 2005

Pitched for Class A Advanced Wilmington in Boston's organization appearing in 34 games (3 starts) while going 5-7 with 1 save and 2.93 ERA (24er, 73.2ip) and 87 strikeouts.

### 2004

Split season between Class A West Virginia and Class A Advanced Dunedin.

- > Went 9-4 with 3 saves and 2.96 ERA (24er, 73.0ip) and 102 strikeouts in his 42 games with West Virginia.

### 2003

Pitched strictly from 'pen in his 2nd year with Class A West Virginia, going 2-3 with 3.89 ERA (30er, 69.1ip) and 77 punchouts in 42 contests.

### 2002

Spent entire year with Class A West Virginia and had 0-7 record with 10 saves and 3.98 ERA (18er, 40.2ip) in 37 games.

### 2001

Pitched for Class A Auburn, going 2-2 with 12 saves and 4.85 ERA (14er, 26.0ip) and 35 strikeouts in 26 games.

### 2000

Made his 3rd appearance for DSL-Blue Jays, going 8-2 with 1.29 ERA (11er, 76.2ip) in 14 games (10 starts) with 3 shutouts.

**1999**

Repeated with DSL-Blue Jays, going 1-6 with 5.65 ERA (27er, 43.0ip) in 12 games (6 starts) with 1 complete game.

**1998**

Made his professional debut with DSL-Blue Jays, going 6-0 with 3.18 ERA (16er, 45.1ip) in 11 games (5 starts).

**Personal**

> Single.

**FELIX MANUEL ROMERO**

Year	Club	W-L	ERA	G	GS	CG	SHO	SV	IP	H	R	ER	HR	HB	BB	SO	WP	BK
1998	DSL-Blue Jays-R	6-0	3.18	11	5	0	1	0	45.1	42	16	16	5	3	20	25	0	2
1999	DSL-Blue Jays-R	1-6	5.65	12	6	1	0	0	43.0	41	33	27	3	7	33	26	14	2
2000	DSL-Blue Jays-R	8-2	1.29	14	10	3	3	0	76.2	45	14	11	4	6	15	74	1	0
2001	Auburn-A	2-2	4.85	26	0	0	0	12	26.0	27	14	14	2	2	9	35	0	0
2002	West Virginia-A	0-7	3.98	37	0	0	0	10	40.2	46	28	18	5	5	13	35	4	1
2003	West Virginia-A	2-3	3.89	42	0	0	0	0	69.1	63	37	30	2	6	25	77	4	0
2004	West Virginia-A	9-4	2.96	42	0	0	0	3	73.0	62	27	24	4	3	20	102	2	1
	Dunedin-A	0-0	1.88	9	0	0	0	1	14.1	11	3	3	0	0	2	20	2	0
2005	Wilmington-A	5-7	2.93	34	3	0	0	1	73.2	72	28	24	3	6	11	87	2	1
2006									-Did Not Play-									
2007	Bowie-AA	2-7	4.13	46	1	0	0	0	80.2	77	40	37	8	3	43	96	7	1
2008	Bowie-AA	8-3	3.39	40	0	0	0	1	77.0	66	33	29	8	6	19	100	2	2
	Norfolk-AAA	0-0	2.16	5	1	0	0	0	8.1	5	3	2	0	0	6	6	0	0
2009	Fresno-AAA	5-5	4.28	50	0	0	0	4	73.2	75	37	35	4	4	16	69	3	1
2010	Fresno-AAA	0-0	6.52	7	0	0	0	0	9.2	11	7	7	3	0	3	6	0	0
	Richmond-AA	5-3	3.34	26	14	0	0	0	99.2	99	40	37	7	0	20	73	3	0
<b>Minor Totals</b>		<b>53-49</b>	<b>3.48</b>	<b>401</b>	<b>40</b>	<b>4</b>	<b>4</b>	<b>32</b>	<b>811.0</b>	<b>742</b>	<b>360</b>	<b>314</b>	<b>58</b>	<b>51</b>	<b>255</b>	<b>831</b>	<b>44</b>	<b>11</b>

**CAREER TRANSACTIONS**

- Signed by Toronto as non-drafted free agent, July 20, 1997.
- Signed minor league contract with Boston, November 6, 2004.
- Signed minor league contract with Baltimore, November 15, 2005.
- Signed minor league contract with San Francisco, December 18, 2008.

**Giants Involved in Replay****Plays changed due to instant replay:**

Date	Opponent	Stadium	Batter	Original Ruling	Final Ruling	CC Umpire
Sept. 26, 2008	Dodgers	AT&T Park	Bengie Molina	Single	Home Run	Tim Welke
July 3, 2009	Astros	AT&T Park	Travis Ishikawa	Double	Home Run	Randy Marsh
Sept. 22, 2009	Dbacks	Chase Field	Gerardo Parra	Home Run	Double	Wally Bell
Sept. 29, 2009	Dbacks	AT&T Park	Ryan Roberts	Home Run	Double	Dana DeMuth

**Replay Instances without call being changed:**

Date	Opponent	Stadium	Batter	Original Ruling	Final Ruling	CC Umpire
April 24, 2009	Dbacks	Chase Field	Eric Byrnes	Double	Double	Jerry Crawford
Sept. 23, 2009	Dbacks	Chase Field	Rusty Ryal	Triple	Triple	Wally Bell
April 6, 2010	Astros	Minute Maid	Jeff Keppinger	Double	Double	Tim Welke
May 27, 2010	Nationals	AT&T Park	Adam Dunn	Double	Double	Brian Gorman
July 10, 2010	Nationals	Nationals Park	Buster Posey	Home Run	Home Run	Derryl Cousins
July 26, 2010	Marlins	AT&T Park	Aaron Rowand	Home Run	Home Run	Tom Hallion

# Sergio Romo

## RIGHT-HANDED PITCHER

**Birthdate:** March 4, 1983

**2011 Opening Day Age:** 28

**Birthplace:** Brawley, California

**Resides:** Mesa, Arizona

**Bats:** Right      **Throws:** Right

**Height:** 5-10      **Weight:** 183

**M.L. Service:** 2 years, 97 days

**How Obtained:** Giants' 28th round pick in 2005  
First-Year Player Draft

**Contract Status:** Signed through 2011



- > Has 4th-best strikeout-walk ratio (4.36) in Majors since 2008 among relievers with minimum of 130.0ip
- > Has 10th-lowest inherited runners scored percent in Majors since 2008 (20.2%)
- > Appeared in career-high 68 games and worked career-best 62.0 innings in 2010

### CAREER

**Has been one of top relief options for Giants in just his 3 seasons at Major League level, going 13-6 with 2.63 ERA (38er, 130.0ip) in 142 relief appearances.**

- > Beginning with his 1st season in 2008, has 10th-lowest inherited runners scored percent in Majors with 20.2 mark (75-of-94 runners stranded).
- > Has gone 5-1 with 1.37 ERA (9er, 59.1ip) in 65 career relief outings against NL West foes.
- > Surged through Giants' minor league system in 4 years, posting dominating numbers at each level...was awarded for his success, becoming 1 of 16 Giants to make his Major League debut in 2008.
- > Has pitched extremely well in late innings, holding ML opponents to .196 avg. against (86-for-439) beginning in 7th frame.
- > Posted 24-5 record with 24 saves and 2.33 ERA (72er, 278.0ip) in 120 games (24 starts) at minor league level...logged very impressive strikeout-to-walk ratio while in minors, fanning 309 batters while issuing just 54 free passes in 278.0 frames (5.7-1 K/BB ratio).
- > Was named Class A (advanced) Relief Pitcher of Year by MLB.com in 2007.
- > Was Giants' 28th round selection in 2005 First-Year Player Draft.

### 2010 SEASON

**Was one of Bruce Bochy's most often used relievers, working career-high 68 games (2nd-most on Giants), 62.0 innings and logging impressive 5.00 strikeout-walk ratio, which ranked 6th-best among NL relievers.**

- > Inherited 46 runners (T12th-most in NL) and allowed just 14 to score.
- > Led team and was tied for 11th in NL with 21 holds.
- > Posted 10th-lowest ERA among NL relievers who threw at least 60.0 innings.
- > 3 of his 6 HRs allowed were game changing HRs: April 18 at LAD - 2-run game-winning HR to Manny Ramirez in 8th; May 4 at Florida - 3-run go-ahead HR to Dan Uggla in 8th; May 7 at NYM - allowed 2-run walk-off HR to Rod Barajas.
- > Following that HR to Barajas on May 7th, settled down and solidified himself as one of top relievers in NL, blanking opponents in 48 of his final 54 games, while posting 5-0 record and fashioning 1.50 ERA (8er, 48.0ip) with .202 opponents avg. against (35-for-173)...that 1.50 ERA beginning May 9th was 4th-lowest among NL relievers.
- > Held right-handed hitters to .185 avg. against (27-for-146), 12th-lowest figure in NL (min. 100 ABs).
- > Appeared in 8th inning or later in 47 of his 68 appearances.

### POSTSEASON HIGHLIGHTS

**In 6 postseason appearances, surrendered 3 runs on 6 hits while going 0-for-2 in save opportunities.**

- > Made his postseason debut in Game 2 of LDS vs. Atlanta on Oct. 8 and threw just 8 pitches while being tagged for 2 runs on 2 hits.
- > Allowed 2-run, go-ahead HR to Braves pinch-hitter Eric Hinske in Game 3 of LDS on Oct. 10.

2009

**Went 5-2 with 3.97 ERA (15er, 34.0ip) in 45 relief appearances for San Francisco.**

- His 5 wins were tied with Brandon Medders and Brian Wilson for most among Giants relievers, while his 11 holds were 2nd-most on club behind Jeremy Affeldt (33).
- Stranded 26-of-28 inherited runners (92.9%), for 2nd-highest pct. among all relievers (min. 20 inherited runners), behind Colorado's Juan Rincon (19-of-20, 95.0%).
- Allowed just 1 home run (Oakland's Kurt Suzuki) in 34.0 innings, fewest round trippers allowed on SF's staff (min. 30ip)...in fact, was 1 of just 8 NL relievers to allow one homer-or-less.
- Missed 1st 2 months of season with right elbow sprain, suffered in Spring Training...appeared in just 1 Spring contest before being placed on DL March 26.
- Began rehabilitation assignment at Class A Advanced San Jose on May 14 and logged 4.2-scoreless innings with 6 strikeouts in 3 games (1 start).
- Was transferred to triple-A Fresno May 22 and appeared in 3 games for Grizzlies, allowing 1 unearned run in 3.0 frames.
- Returned from his rehab assignment and was reinstated from disabled list May 29.
- Gave up 2 runs on 3 hits in just 0.2-innings in his 1st appearance of season May 30 vs. St. Louis.
- Held opponents scoreless in 12 of his 1st 14 games, fashioning 2.31 ERA (3er, 11.2ip).
- Had his roughest stretch of year in 4-game span July 11-20, surrendering 7 earned runs in just 2.0 innings, raising season ERA from 2.31 to 6.59.

2008

**Found success at big league level, becoming one of Giants' best relievers in late innings...posted 3-1 record with 2.12 ERA (8er, 34.0ip) in 29 relief appearances for San Francisco in what was his 1st taste of big leagues.**

- Struck out 33 batters in just 34.0 innings and held opposing hitters to .138 avg. against (16-for-116).
- Was especially tough on road, earning all 3 victories away from AT&T Park while fashioning 0.98 ERA (2er, 18.1ip) in those 14 games.
- Inherited 22 runners (tied for 7th-most on club) and allowed just 3 to score (86.3%).
- Was unscored upon in 24 of 29 games, including career-best 17.2-inning scoreless streak Aug. 18-end of season...that scoreless stretch was longest by SF hurler in 2008 and tied for 12th-longest streak by an NL pitcher.
- Was not even in Major League camp during Spring Training.
- Had contract purchased June 24.
- Made ML debut June 26 at Cleveland, finishing game with 1.0-scoreless inning of relief...struck out 2 batters and ended inning on called strikeout to David Dellucci.
- Factored into his 1st decision after 6 outings and received 1st ML career loss July 10 at NYM...tossed 1.2 innings, however, surrendered 1st ML HR to Fernando Tatis.
- Earned 1st ML win Aug. 1 in San Diego, tossing scoreless 9th inning in tie game.
- Was designated for assignment Aug. 6, but cleared waivers and was optioned to Fresno following day.
- Was recalled Aug. 16 and did not allow run over his final 13 games, tossing 17.2-scoreless innings and allowing

## Giants Gems

- Sergio's father, Francisco – or Frank – was born to a Mexican farm laborer who immigrated to the U.S. when Frank was a baby and followed the crops. (Frank's father loved baseball and almost signed with the Mexico City Diablos but he had to work the farms).
- Sergio attended Mesa State in Grand Junction, CO, and went 14-1, breaking 6 school records.
- Sergio's younger brother, Andrew, also pitches in the Giants organization.
- When Sergio was about to graduate from high school, his father urged him to join the Navy instead of pursuing baseball. Sergio took the entrance test and had the enlistment papers on the kitchen table in front of him, but he couldn't sign. He convinced his father to let him try a year at community college.
- **Sergio has an elaborate tattoo** on his right bicep **of a monster with several faces, a reflection of the different sides of his personality: the competitor, the joker, the beast, the coward.** Below that tattoo is a newer one: large praying hands and his son's name, Rilen. He says they represent his son praying for him to walk the straight and narrow, to be a good father.
- Sergio's father bought him his first glove when he was 2, which Sergio still has. He says he kept it with him through high school and college.
- When Sergio was 15, he saved up \$400 from his paper route to buy a BMX bike. One day during the baseball season – during which he pitched a no-hitter and a one-hitter – he came out of a flip on his bike and landed on his head. He suffered a concussion and broke his collarbone. He was airlifted to a trauma center, where doctors at first thought he was paralyzed. For five days he was in and out of consciousness. He recovered but couldn't play the rest of the season and had to learn to throw again.

.073 avg. against (4-for-55).

- > Went 1-3 with 11 saves and 3.27 ERA (12er, 33.0ip) with

37 Ks and 9 BBs in 27 games between Connecticut and Fresno.

## 2007

**Capped superb season with being named Class A Advanced Relief Pitcher of Year by MiLB.com, finishing campaign with 6-2 record and 1.36 ERA (10er, 66.1ip), 9 saves and 106 strikeouts in 41 relief appearances.**

- > His 14.38 strikeouts per 9.0 innings ratio was 3rd-best mark among all minor league pitchers while his .155 (35-for-226) avg. against was 4th-best in minors.
- > Registered at least 1 strikeout in 37 of his 41 outings.

## 2006

**Was named to South Atlantic League mid-season All-Star team in just his 2nd professional season.**

- > Bounced in and out of starting rotation, going 7-0 with 1.91 ERA (12er, 56.2ip) in 10 starts and 3-2 with 4 saves and 3.28 ERA (17er, 46.2ip) in 21 relief appearances.

## 2005

**Made professional debut with Giants' short-season affiliate, Salem-Keizer...led Northwest League with 7 victories and ranked 8th with 2.75 ERA.**

## A GIANT IN THE COMMUNITY

- > Has attended annual season ticket holder picnic in park event in each of last two years.
- > Has made appearances at SF Public Library and Make A Wish Night.
- > Has participated in challenger clinics with several of his teammates, teaching baseball skills to youngsters with disabilities.

## PERSONAL

- > Married (Chelsea)...son (Rilen Serge, Jan. 4, 2006).

## Best Strikeout-to-Walk Ratio in Majors Since 2008 as Reliever

(minimum of 130.0 innings pitched)

Player	SO	BB	SO/BB
Mariano Rivera	194	29	6.69
Edward Mujica	159	32	4.97
Billy Wagner	182	40	4.55
<b>Sergio Romo</b>	<b>144</b>	<b>33</b>	<b>4.36</b>
Matt Thornton	245	59	4.15



Sergio Romo

## SERGIO F. ROMO

Year	Club	W-L	ERA	G	GS	CG	SH	SV	IP	H	R	ER	HR	HB	BB	SO	WP	BK
2005	Salem-Keizer-A	*7-1	2.75	15	14	0	0	0	68.2	70	24	21	7	3	9	65	1	1
2006	Augusta-A	10-2	2.53	31	10	0	0	4	103.1	78	33	29	9	5	19	95	2	0
2007	San Jose-A	6-2	1.36	41	0	0	0	9	66.1	35	12	10	4	1	15	106	2	0
2008	Connecticut-AA	1-3	4.15	24	0	0	0	11	26.0	22	15	12	1	2	7	27	0	0
	San Francisco	3-1	2.12	29	0	0	0	0	34.0	16	13	8	3	3	8	33	0	0
	Fresno-AAA	0-0	0.00	3	0	0	0	0	6.0	3	0	0	0	0	2	7	0	0
2009	San Jose-A	0-0	0.00	3	1	0	0	0	4.2	2	0	0	0	0	2	6	0	0
	Fresno-AAA	0-0	0.00	3	0	0	0	0	3.0	2	1	0	0	0	0	3	1	0
	San Francisco	5-2	3.97	45	0	0	0	2	34.0	30	15	15	1	1	11	41	2	0
2010	San Francisco	5-3	2.18	68	0	0	0	0	62.0	46	16	15	6	4	14	70	0	0
Minor Totals		24-8	2.32	120	25	0	0	24	279.0	212	85	72	21	11	54	312	6	1
M.L. Totals		13-6	2.63	142	0	0	0	2	130.0	92	44	38	10	8	33	144	2	0

\*Led League

## ROMO'S M.L. BATTING

M.L. Batting	AVG	G	AB	R	H	2B	3B	HR	RBI	SH	SF	HP	BB-I	SO	SB-CS	E	SLG	OBP
--- 2010	.000	68	2	0	0	0	0	0	0	0	0	0	0-0	2	0-0	0	.000	.000
--- Career	.000	142	4	0	0	0	0	0	0	0	0	0	0-0	3	0-0	0	.000	.000

LAST HOME RUN: None

## DIVISION SERIES RECORD

Year	Club, Opp	W-L	ERA	G	GS	CG	SH	SV	IP	H	R	ER	HR	HB	BB	SO	WP	BK
2010	SF vs. ATL	1-0	40.50	2	0	0	0	0	0.2	3	3	3	1	0	0	0	0	0

## CHAMPIONSHIP SERIES RECORD

Year	Club, Opp	W-L	ERA	G	GS	CG	SH	SV	IP	H	R	ER	HR	HB	BB	SO	WP	BK
2010	SF vs. PHI	0-0	0.00	3	0	0	0	0	2.1	2	0	0	0	0	1	3	0	0

## WORLD SERIES RECORD

Year	Club, Opp	W-L	ERA	G	GS	CG	SH	SV	IP	H	R	ER	HR	HB	BB	SO	WP	BK
2010	SF vs. TEX	0-0	0.00	1	0	0	0	0	0.2	1	0	0	0	0	0	1	0	0

## CAREER TRANSACTIONS

- Selected by San Francisco in 28th round of 2005 First-Year Player Draft. Signed by Joe Strain.
- Placed on Disabled List with right elbow sprain, April 4-May 29, 2009 (included is rehabilitation assignment with Class A Advanced San Jose).

## CAREER FIELDING

Position	PCT.	G	PO	A	E	TC	DP
Pitcher	1.000	142	3	15	0	18	0

## CAREER HIGHS

- Low-Hit CG: No Complete Games
- Innings Pitched: Starter: No Games Started  
Reliever: 3.0 (2x), last: Sept. 21, 2008 at LAD
- Most Strikeouts: 3 (9x), last: Aug. 25, 2010 vs. CIN
- Winning Streak: 5 games (2x), last: May 9, 2010-current
- Losing Streak: 3 games, April 18-May 7, 2010
- Scoreless Streak: 17.2 innings, Aug. 18-Sept. 28, 2008

# Cody Ross

## OUTFIELDER

**Birthdate:** Dec. 23, 1980

**2011 Opening Day Age:** 30

**Birthplace:** Portales, New Mexico

**Resides:** Phoenix, Arizona

**Bats:** Right **Throws:** Left

**Height:** 5-10 **Weight:** 194

**M.L. Service:** 5 years, 58 days

**How Obtained:** Claimed off waivers from Florida on Aug. 22, 2010

**Contract Status:** Signed through 2011



- > 2010 NLCS MVP
- > Hit career-best 24 HRs and drove in career-high 90 RBI in 2009 with Florida

### CAREER

**7-year Major League veteran has played for 5 different organizations since being drafted in 1999... owns .265 average with 86 HRs and 319 RBI in 636 big league games.**

- > Was selected by Detroit in 4th round of June 1999 draft and has appeared in Majors with Detroit (2003), Los Angeles-NL (2005-06), Cincinnati (2006), Florida (2006-10) and San Francisco (2010).
- > Has recorded double-digit home run totals in each of his last 5 seasons with career-high 24 HRs with Florida in 2009.
- > In just his brief time with San Francisco, he became fan favorite for his exceptional play in 2010 postseason, being named MVP of National League Championship Series after batting .350 (7-for-20) with 3 HRs and 5 RBI.
- > Became just 5th player in MLB history to start season with different team and win LCS or World Series MVP award.
- > Has been traded 3 different times in his career.

### 2010 SEASON

**Was late season acquisition by San Francisco, being acquired by club on waiver claim from Florida at end of August...provided outfield depth and experience coming off bench as pinch-hitter...overall, batted .269 (141-for-525) with 14 HRs and 65 RBI in 153 games with Florida and San Francisco.**

- > Batted .288 (21-for-73) with 7 RBI in 33 games (17 starts, 3 in LF, 5 in RF and 9 in CF) in SF uniform.
- > Was awarded to Giants Aug. 22 on waiver claim from Florida.
- > Hit .264 (33-for-125) with RISP, including just .182 (2-for-11) while playing for SF.
- > Right-handed hitter batted .287 (37-for-129) against left-handed pitchers, including an .883 OPS...hit just .263 (104-for-396) against righties.
- > Started 135 games between FLA-SF, making majority of his starts in centerfield (80 starts), while also logging 50 starts in right and 5 in left.
- > Prior to joining Giants hit .265 (120-for-452) with 24 2Bs, 11 HRs and 58 RBI in 120 games in what was his 5th season in Marlins uniform...was starter in Florida, making 118 starts for Fish.
- > Stole home as part of double-steal with Cameron Maybin in 7th inning on May 10 at Chicago-NL...was 1st Marlin to steal home since Reggie Abercrombie on June 25, 2006 at New York-AL...was his 1st career steal of home and 11th in Marlins history.
- > Tied his career-high with 4 hits (4th time in his career) on April 7 at New York-NL and May 16 vs. New York-NL.

**In 2010, Cody Ross became 1 of just 5 players in Major League history to start a season with a different team and then win the LCS or World Series MVP award with another club.**

Player	LCS/WS Award	Season	1st team	2nd team
Donn Clendenon	WS	1969	Montreal	New York-NL
Ricky Henderson	ALCS	1989	New York-AL	Oakland
Mike Devereaux	NLCS	1995	Chicago-AL	Atlanta
David Justice	ALCS	2000	Cleveland	New York-AL
<b>Cody Ross</b>	<b>NLCS</b>	<b>2010</b>	<b>Florida</b>	<b>San Francisco</b>

## POSTSEASON HIGHLIGHTS

**Won hearts of Giants fans with his contributions in postseason, batting .294 (15-for-51) with 5 HRs and 10 RBI, helping SF win World Series title...was named MVP of League Championship Series against Philadelphia.**

- Hit safely in 13 of 15 games with 10 of his 15 hits going for extra bases (5 2Bs, 5 HRs).
- His 5 HRs were 3rd-most in single postseason in Giants franchise history and his 10 RBI was tied for 4th-most.
- 3 of his 5 postseason HRs broke up no-hitters...his home run off Braves' Derek Lowe was Giants' 1st hit in Game 4 of NLDS...his 1st HR off Roy Halladay in Game 1 of NLCS was 1st hit off Halladay in 11 innings, as Halladay had thrown no-hitter in his prior start, and his HR off Roy Oswalt in Game 2 of NLCS was Giants' 1st hit of game.
- If Division Series named MVP, Ross would have certainly be candidate as he completed LDS vs. Atlanta by going 4-for-14 (.286) with 2B, HR and 3 RBI...hit solo HR off Derek Lowe in Game 4 in Atlanta, breaking up Lowe's no-hitter...then singled home go-ahead run in 7th inning, becoming 4th Giants player who hit in 8-hole in lineup to have go-ahead hit in 7th inning or later of postseason game...others are Frank Snyder (Game 2 of 1921 WS), Blondy Ryan (Game 4 of 1933 WS) and David Bell (Game 4 of 2002 WS) (Elias).
- Was named MVP of NLCS after hitting safely in all 6 games vs. Philadelphia and going 7-for-20 (.350) with 3 2Bs, 3 HRs and 5 RBI...became 4th player in Giants history to take home NLCS MVP honors (also: Jeffrey Leonard in 1987, Will Clark in 1989 and Benito Santiago in 2002).
- Became just 5th player in MLB history to start season with different team and win LCS or World Series MVP award.
- Had 3 HRs in 1st 2 games of LCS, becoming 4th player in ML history to hit each of his team's 1st 3 HRs in post-

## 2009

**In his 4th season with Marlins, set single season career-highs in nearly every offensive category: at bats (559), runs (73), hits (151), 2Bs (37), HRs (24), RBI (90), walks (34) and strikeouts (122).**

- Ranked 4th in NL in day batting avg. with .349 clip (52-for-149).
- Ranked 13th among NL outfielders with .991 fielding percentage, committing only 3 errors in 346 total chances.
- Amassed 9th-most innings among NL outfielders with 1308.1 and led club with 6 outfield assists.
- Broke up no-hitter May 17 vs. Los Angeles-NL with an 8th-inning 2B as well as hitting his 3rd career grand slam in 9th inning off Guillermo Mota.
- Tied franchise record by hitting 3 grand slams: May 17 vs. Los Angeles-NL, June 2 vs. Milwaukee and June 12 at Toronto (Hanley Ramirez in 2009, Jeff Conine in 2004 and Bobby Bonilla in 1997 are other Marlins who have hit 3 grand slams in single season).
- Set club record by recording 6 combined hits in double-header on Aug. 16 vs. Colorado as previous mark of 5 hits

## 2008

**Had breakout campaign for Florida, batting .260 (120-for-461) with 22 HRs and 73 RBI in 145 games.**

- Finished 1st half of season with career-best 17-game hit streak, batting .391 (27-for-69) with 3 HRs and 19 RBI from June 27-July 13...that 17-game hit streak was longest by Marlin since Alex Gonzalez also had 17-game hit streak, June 9-27, 2005.

## Most HRs in Single Postseason in Giants History

Rank	Player	Season	HR
1.	Barry Bonds	2002	8
2.	Rich Aurilia	2002	6
3.	<b>Cody Ross</b>	<b>2010</b>	<b>5</b>
4.	Jeffrey Leonard	1987	4

season series...others were Babe Ruth (Yankees) in 1926 WS, Rusty Staub (Mets) in 1973 NLCS and Willie Stargell (Pirates) in 1979 WS (Elias).

- Led Giants' offense in Game 1 of NLCS by going 2-for-3 with pair of go-ahead solo HRs off Roy Halladay...was 1st multi-HR game by Giant in playoffs since Jeff Kent homered twice on Oct. 24, 2002 in Game 5 of World Series vs. Anaheim...according to *Elias*, Ross became 2nd player in MLB history to hit 2 HRs in his LCS debut...other was Gary Gaetti for 1987 Twins.
- Had 4-straight postseason games with at least one RBI...only other Giant to have longer streak is Barry Bonds (5 in 2002).
- Had 5 go-ahead RBI, which was most in Giants history for single postseason...Barry Bonds is only other player in Giants franchise history to record 3-or-more game-winning RBI during single postseason (2002) (Elias)...Ross became 1st player to record 5 go-ahead RBI in single postseason since Morgan Ensberg and Jermaine Dye did so in 2005.
- Became only player in Major League history to accumulate 4 game-winning RBI over his 1st 7 postseason games.

was done by 6 players.

- Hit 2 HRs Aug. 2 against Chicago-NL, marking his 1st multi-HR effort of season and 6th of his career.
- Hit 2nd career walk-off HR on Aug. 2 vs. Chicago-NL off Kevin Gregg.
- Also ended game with HR on June 7, 2008 vs. Cincinnati off Francisco Cordero.
- Reached base safely in 8-straight plate appearances from May 18-20 to establish new career-best as it was 2 shy of club record of 10, last done by Cameron Maybin in 2008.
- Made 1st career appearance as pitcher April 26 against Philadelphia, tossing scoreless 9th inning...was 1st Marlins position player to appear as pitcher since Jason Wood on June 29, 2007 vs. Atlanta.

Philadelphia...marked his 2nd pinch-hit HR of year, as he notched his 1st PH homer, May 13 at Cincinnati.

- Hit 2-run, walk-off HR June 7 vs. Cincinnati off Francisco Cordero...was his 1st career game-ending home run and 2nd homer off Cordero in 2008...other home run was 3-run, game-tying homer in 9th inning, May 14 at Cincinnati.
- With Dan Uggla, became only pair of Marlins in franchise history to connect for 10-or-more HRs in same month (May).
- From May 10-25, collected 5 hits, all of which were HRs... at one point, 9 of his 10 hits left yard, which according to *Elias*, over past 10 years only players with streak of that kind were Manny Ramirez, Darryl Strawberry, Gary

## 2007

**Appeared in 66 games with Marlins, despite missing 11 weeks to injury.**

- Batted .350 (42-for-120) with 8 HRs and 25 RBI in 48 games after All-Star Break, tops on Marlins and 8th-best in NL behind Skip Schumaker (.369).
- His 2nd-half clip was 3rd-best post All-Star avg. in club history, behind Wes Helms (.385 in 2006) and Juan Pierre (.359 in 2004).

## 2006

**Played with Florida Marlins, Los Angeles Dodgers and Cincinnati Reds, batting combined .227 (61-for-269) with 13 HRs and 46 RBI in 101 games.**

- Was traded to Reds from Dodgers for player to be named later on April 24.
- Was then traded once again May 26 to Florida in exchange for player to be named later (LHP Ben Kozlowski).
- Was one of 5 Marlins' rookies to have 10+ HRs, joining Dan Uggla, Josh Willingham, Hanley Ramirez and Mike Jacobs...only other Major League team with 5 rookies with 10+ HRs was 1958 Giants: Orlando Cepeda (25),

Sheffield, Sammy Sosa, Barry Bonds, Mark McGwire and Adam Dunn...last player to have streak of at least 9 homers in 10 hits was Mark McGwire in 2001, when he had stretch of 11-straight hits for home runs.

- In month of May, 10 of his 14 hits were HRs.
- From July 4-6, collected total of 14 RBI, which were most in 3-game span since Sammy Sosa had 16 from Aug. 10-12, 2002.
- In 4-game series with Colorado Rockies, July 3-6, he tallied 15 RBI, which were most in 4-game span since Josh Phelps knocked in 15 runs from July 1-8, 2004...became 1st player since Carlton Fisk, Sept. 5-8, 1977 vs. Toronto, to record 15 RBI in 4-game set.

- Missed 11 weeks with left hamstring strain, suffered May 5 vs. San Diego...was placed on 15-day disabled list on May 6 and returned from rehab and reinstated on July 19.
- Hit 1st career pinch-hit HR on April 20 vs. Washington, off Chad Cordero...also had pinch-hit homer on Aug. 23 at St. Louis, off Brad Thompson.

## 2005

**Appeared in only 14 games at Major League level with Dodgers, as he hit .160 (4-for-25) with 2B and RBI.**

- Played 115 games with triple-A Las Vegas and hit .267 (105-for-393) with 79 runs, 21 2Bs, 4 3Bs, 22 HRs and 63 RBI.

## 2004

**Was acquired by Dodgers from Tigers in exchange for LHP Steve Colyer on April 1.**

- Spent entire season with triple-A Las Vegas 51's hitting .273 (65-for-238) with 17 2Bs, 2 3Bs, 14 HRs, 49 RBI and 2 stolen bases.

## 2003

**Was named Tigers' Minor League Player of Year and made his Major League debut with Detroit, appearing in just 6 games.**

- Made debut July 4 at Kansas City, going 0-for-2 with HBP.
- Recorded his 1st career HR, which was grand slam off Cliff Lee on Sept. 2 vs. Cleveland...became 1st Tigers' player to hit grand slam for his 1st career homer since

Willie Kirkland (14), Bob Schmidt (14), Leon Wagner (13) and Jim Davenport (12).

- Hit career-high 3 clouts with 7 RBI on Sept. 11 vs. New York-NL...his 3 HRs tied franchise record set by Mike Lowell on April 21, 2004 at Philadelphia...his 7 RBI matched career-high (also April 13, 2006 at Pittsburgh) and set franchise record.

## 2 HRs in Game 1 of NLCS – All-Time Series

Player, Team	Date	Opponent
<b>Cody Ross, SF</b>	<b>Oct. 16, 2010</b>	<b>at PHI</b>
Will Clark, SF	Oct. 4, 1989	at CHC
Gary Matthews, CHC	Oct. 2, 1984	vs. SD
Steve Garvey, LAD	Oct. 4, 1978	at PHI

**2002****Was Eastern League mid-season and postseason All-Star at double-A Erie.**

- Led club in slugging pct. (.508) and ranked 2nd in hits (112), runs scored (73), 2Bs (28) and RBI (72).
- Led all EL outfielders with 16 assists.
- In June was organization's Player of Month and *TOPPS* Eastern League Player of Month (.336, 8 HR, 30 RBI, 10 SB).
- Following season played for Mesa in Arizona Fall League (.237, 5 HR, 18 RBI).

**2001****Led Class A Lakeland in hitting (.276), runs scored (84), hits (133), 2Bs (34), HRs (15) and RBI (80).**

- Led all Florida State League outfielders with 23 assists.
- Also ranked among FSL offensive leaders in 2Bs (3rd), extra-base hits (54, 3rd) and total bases (222, 4th).
- Was FSL Player of Week for June 18-24 (.516, 2 HR, 5 RBI, 4 SB) and Aug. 13-19 (4 HR, 7 RBI).

**2000****In his 2nd professional season led Class A West Michigan in RBI (68).****1999****Spent his 1st pro year with rookie-level Tigers in Gulf Coast League.****PERSONAL**

- Married (Summer)...son (Hudson, Oct. 21, 2006)...daughter (Haven, Feb. 19, 2009).
- Graduated from Carlsbad High School (NM) in 1999, where after his senior year he was named as *Baseball America* high school All-American selection, hitting .525 with 12 HRs, 45 RBI and 15 stolen bases...threw perfect game during prep career.

**CODY JOSEPH ROSS**

Year	Club	AVG	G	AB	R	H	2B	3B	HR	RBI	SH	SF	HP	BB-I	SO	SB-CS	E	SLG	OBP
1999	GCL Tigers-R	.218	42	142	19	31	8	3	4	18	2	1	2	16-0	28	3-1	2	.401	.304
2000	West Mich.-A	.267	122	434	71	116	17	9	7	68	2	7	9	55-0	83	11-3	6	.396	.356
2001	Lakeland-A	.276	127	482	84	133	34	5	15	80	6	9	5	44-0	96	28-5	4	.461	.337
2002	Erie-AA	.280	105	400	73	112	28	3	19	72	2	5	3	44-1	86	16-2	6	.508	.352
2003	Toledo-AAA	.287	124	470	74	135	35	6	20	61	4	9	5	32-0	86	15-6	6	.515	.333
	Detroit	.211	6	19	1	4	1	0	1	5	1	0	1	1-0	3	0-0	2	.421	.286
2004	Las Vegas-AAA	.273	60	238	44	65	17	2	14	49	0	1	2	18-0	43	2-0	3	.538	.328
2005	Las Vegas-AAA	.267	115	393	79	105	21	4	22	63	0	4	2	49-1	103	4-2	1	.509	.348
	Los Angeles-NL	.160	14	25	1	4	1	0	0	1	0	0	0	1-0	10	0-0	1	.200	.192
2006	Louisville-AAA	.340	15	50	11	17	1	0	3	6	0	0	1	13-0	12	0-2	1	.540	.484
	Los Angeles-NL	.500	8	14	4	7	1	1	2	9	0	0	0	0-0	2	1-0	0	1.143	.500
	Cincinnati	.200	2	5	0	1	0	0	0	0	0	0	0	0-0	2	0-0	0	.200	.200
	Florida	.212	91	250	30	53	11	1	11	37	1	2	4	22-0	61	0-1	2	.396	.284
2007	Jupiter-A	.261	7	23	2	6	1	0	2	3	0	0	0	1-0	6	0-0	0	.565	.292
	Florida	.335	66	173	35	58	19	0	12	39	0	1	3	20-3	38	2-0	3	.653	.411
2008	Florida	.260	145	461	59	120	29	5	22	73	0	5	7	33-2	116	6-1	1	.488	.316
2009	Florida	.270	151	559	73	151	37	1	24	90	0	2	9	34-1	122	5-2	3	.469	.321
2010	Florida	.265	120	452	60	120	24	3	11	58	0	1	4	30-4	100	9-1	4	.405	.316
	San Francisco	.288	33	73	11	21	4	0	3	7	0	1	1	7-0	21	0-1	0	.466	.354
	Minor Totals	.274	717	2632	457	720	162	32	106	420	16	36	29	272-2	543	79-21	29	.480	.344
	A.L. Totals	.211	6	19	1	4	1	0	1	5	1	0	1	1-0	3	0-0	2	.421	.286
	N.L. Totals	.266	630	2012	273	535	126	11	85	314	1	12	28	147-10	472	23-6	14	.466	.323
	M.L. Totals	.265	636	2031	274	539	127	11	86	319	2	12	29	148-10	475	23-6	16	.466	.323

**DIVISION SERIES RECORD**

Year	Club, Opp	AVG	G	AB	R	H	2B	3B	HR	RBI	SH	SF	HP	BB-I	SO	SB-CS	E	SLG	OBP
2010	SF vs. ATL	.286	4	14	2	4	1	0	1	3	0	0	0	1-0	2	0-0	0	.571	.333

**CHAMPIONSHIP SERIES RECORD**

Year	Club, Opp	AVG	G	AB	R	H	2B	3B	HR	RBI	SH	SF	HP	BB-I	SO	SB-CS	E	SLG	OBP
2010	SF vs. PHI	.350	6	20	4	7	3	0	3	5	0	0	1	2-0	5	0-0	0	.950	.435

**WORLD SERIES RECORD**

Year	Club, Opp	AVG	G	AB	R	H	2B	3B	HR	RBI	SH	SF	HP	BB-I	SO	SB-CS	E	SLG	OBP
2010	SF vs. TEX	.235	5	17	5	4	1	0	1	2	0	0	0	4-0	4	0-0	0	.471	.381

## CAREER TRANSACTIONS

- Selected by Detroit in 4th round of 1999 June draft.
- Acquired by Los-Angeles-NL in exchange for LHP Steve Colyer, April 1, 2004.
- Acquired by Cincinnati in exchange for LHP Ben Kozlowski, April 24, 2004.
- Acquired by Florida in exchange for cash considerations, May 26, 2006.
- Placed on 15-day Disabled List with left hamstring strain, May 6, 2007.
- Acquired by San Francisco on waiver claim, Aug. 22, 2010.

## CAREER FIELDING

Position	PCT.	G	PO	A	E	TC	DP
Pitcher	---	1	0	0	0	0	0
Outfield	.987	594	1205	32	16	1253	12

## CAREER HIGHS

- **Hits:** 4 (4x), last: May 16, 2010 vs. NYM (w/FLA)
- **Runs:** 3 (4x), last: May 27, 2009 at PHI (w/FLA)
- **Doubles:** 2 (14x), last: Oct. 1, 2010 vs. SD(w/SF)
- **Triples:** 1 (11x), last: Aug. 21, 2010 vs. HOU (w/FLA)
- **Home Runs:** 3, Sept. 11, 2006 vs. NYM (w/FLA)
- **RBI:** 7 (2x), last: Sept. 11, 2006 vs. NYM (w/FLA)
- **Walks:** 2 (13x), last: Sept. 26, 2010 at COL (w/SF)
- **Stolen Bases:** 2 (2x), last: June 19, 2010 vs. TB (w/FLA)
- **Longest Hitting Streak:** 17 games, June 27-July 13, 2008

## CAREER HOME RUN CHART

- **Multi-HR Games (7)**  
April 13, 2006 at PIT  
July 25, 2006 at ATL  
Sept. 11, 2006 vs. NYM  
Sept. 2, 2007 vs. PHI  
May 28, 2008 at NYM  
Aug. 2, 2009 vs. CHC  
May 23, 2010 at CWS
- **3-HR Games (1)**  
Sept. 11, 2006 vs. NYM
- **Grand Slams (5)**  
Sept. 2, 2003 vs. CLE (off Cliff Lee) (w/DET)  
April 13, 2006 at PIT (off Oliver Perez) (w/LAD)  
May 17, 2009 vs. LAD (off Guillermo Mota) (w/FLA)  
June 2, 2009 vs. MIL (off Manny Parra) (w/FLA)  
June 12, 2009 at TOR (off Brandon League) (w/FLA)
- **Pinch-Hit (4)**  
April 20, 2007 vs. WSH (off Chad Cordero) (w/FLA)  
Aug. 23, 2007 at STL (off Brad Thompson) (w/FLA)  
May 13, 2008 at CIN (off David Weathers) (w/FLA)  
Sept. 8, 2008 at PHI (off J.C. Romero) (w/FLA)
- **Inside-the-Park (0)**
- **Game Ending (2)**  
June 7, 2008 vs. CIN (off Francisco Cordero) (w/FLA)  
Aug. 2, 2009 vs. CHC (off Kevin Gregg) (w/FLA)
- **Leadoff (1)**  
May 10, 2008 at WSH (off Mike O'Connor) (w/FLA)



Cody Ross

# Aaron Rowand

## OUTFIELDER

**Birthdate:** August 29, 1977  
**2011 Opening Day Age:** 33  
**Birthplace:** Portland, Oregon  
**Resides:** Las Vegas, Nevada  
**Bats:** Right **Throws:** Right  
**Height:** 6-0 **Weight:** 205  
**M.L. Service:** 9 years, 65 days  
**How Obtained:** Signed as free agent, Dec. 12, 2007  
**Contract Status:** Signed through 2012  
 (signed 5-year deal prior to 2008 season)



Rowand

- > 2007 Gold Glove Award winner and NL All-Star
- > Is 5th among active CFers with .893 career zone rating and ranks 10th with .990 fielding pct.
- > Established career highs with 189 hits, 45 2Bs, 27 HRs and 89 RBI in 2007
- > Only player in ML history to log 2 games with 4 extra-base hits in same month (July 2007)

### CAREER

**One of baseball's most hard-nosed players owns lifetime .276 avg. with 245 2Bs, 132 HRs and 515 RBI in 1,250 games with Chicago-AL (2001-05), Philadelphia (2006-07) and San Francisco (2008-10).**

- > Completed his 9th full big league season and his 3rd year in SF uniform...inked 5-year deal with Giants in December 2007.
- > Excellent and fearless glove man owns 5th-highest career zone rating among active center fielders with .893 mark and ranks 10th with .990 fielding pct.
- > 2007 Gold Glove-winning center fielder has compiled pair of seasons with 20 HRs, 4 campaigns with batting avg. higher than .285 and 5 years with at least 30 2Bs.
- > Durable player has logged at least 140 games in 5 of last 7 seasons, including 3 campaigns with over 150 contests.
- > Is 2nd among all ML center fielders with 938 hits at position since 2004, while ranking 5th in RBI (432), 9th for home runs (112) and 11th for avg. (.278).
- > Originally 35th pick overall by Chicago-AL in 1998 First-Year Player Draft, Rowand has logged .271 avg. in 671 games over his 1st 5 National League campaigns.
- > Was 1st player to wear microphone for network telecast in World Series history, accommodating FOX in 2005 Fall Classic...that microphone is now at National Baseball Hall of Fame.

### 2010 SEASON

**SF's Opening Day center fielder saw diminished amount of playing time after breakout season from Andres Torres and acquisitions of both Pat Burrell and Cody Ross...started just 76 of SF's 162 games, his fewest starts in single campaign since 2003 (39 starts with White Sox).**

- > Began season hitting .321 (25-for-78) with 4 HRs and 17 RBI over his 1st 17 games (April 5-May 9), however, hit just .202 (51-for-253) over his last 88 contests (beginning May 10) with 7 HRs and 17 RBI...ended season with career-low .230 avg. (76-for-331) with 11 HRs and 34 RBI in just 105 games (3rd-fewest games in his career).
- > Was 1 of 15 NL outfielders to not record an error in 2010 (minimum of 200.0 innings played in OF).
- > Was placed on disabled list April 18-May 2, suffering small fractures to left cheek and mild concussion after getting hit by pitch from LA's Vicente Padilla on April 16.
- > Hit his 1st career pinch HR July 26 vs. Florida...had 2 pinch HRs on year...went 5-for-22 (.227) with 2 HRs, 2 walks and 4 RBI as pinch-hitter.

### POSTSEASON HIGHLIGHTS

**Appeared in 7 games in playoffs (3 starts), hitting .273 (3-for-11) with 2B, 3B and 2 RBI.**

### 2009

**Giants' Opening Day center fielder appeared in 144 of SF's 162 games, batting .261 (130-for-499) with 30 2Bs, 2 3Bs, 15 HRs and 64 RBI.**

- > Hit his 1st career Opening Day HR in 4th inning off Milwaukee's Jeff Suppan April 7 at AT&T Park...also finished with 3 RBI, which were most he had ever collected in an Opening Day game in his career.
- > After hitting in middle of order in 34 of SF's 1st 38 games (5th - 16, 6th - 6, 7th - 12), was inserted into leadoff spot May 20 at San Diego...Rowand ignited offense by having his best offensive stretch of season, hitting safely in career-best 17-consecutive games at .411 (30-for-73) with 12 runs, 10 2Bs, 3 HRs and 11 RBI.
- > Recorded his 2nd career leadoff home run May 22 at Seattle, accounting for San Francisco's lone run of game in SF's 2-1 loss in 12 innings.
- > Stole home for 1st time in his career as part of double steal with Randy Winn May 27 vs. Atlanta.
- > Had an impressive night in field July 10 vs. San Diego by

preserving Jonathan Sanchez's no-hitter, saving it with one-out in 9th inning when he banded against center field wall to catch hardest-hit ball of night off Sanchez, hit by Edgar Gonzalez...Sanchez pointed toward Rowand in appreciation and Rowand pointed back.

- Was drilled by Tommy Hanson pitch July 20 at Atlanta and did not start for 10 games after suffering torn tendon in his right forearm.
- Recorded his 1,000th career hit with 2B in 8th inning off Philadelphia's Cliff Lee July 31.
- Had impressive night in field, recording pair of outfield assists Aug. 17 at New York-NL, throwing out Cory Sullivan at home in 1st inning and throwing laser to 1st

base to double-up Gary Sheffield in 5th...marked only 2nd time in his career that he had recorded 2 assists in same game (last July 25, 2006 vs. Arizona).

- Grounded into 5-4-3 triple-play Sept. 6 at Milwaukee in 6th inning marking just 8th time in SF-era history and 1st since 1998 that Giants player hit into rare feat... with Braden Looper on mound, Randy Winn and Ryan Garko started frame with singles before Rowand hit sharp ground ball to 3rd baseman Casey McGehee, who touched 3rd for forceout, then threw it to 2nd baseman Felipe Lopez, who fired to Prince Fielder at 1st base to complete play.

## 2008

**Spent 1st season in Giants uniform, batting .271 (149-for-549) with 57 runs, 37 2Bs, 13 HRs, and 70 RBI in 152 games.**

- Had solid 1st half, ranking among NL leaders in number of categories while being one of 5 players named to All-Star Final Vote (eventually losing out to Milwaukee Brewers' OF Corey Hart).
- Struck out career-high 126 times and grounded into career-high 21 double plays.
- Recorded 412 putouts, 2nd-most behind NYM's Carlos Beltran (418) for NL outfielders.
- Slugged 100th career HR May 25 at Florida in 1st game of doubleheader off Mark Hendrickson.
- Drove in game-winning run day before (Aug. 9) vs. LA-NL, drilling 1-out single (off Jonathan Broxton) in bottom of 10th inning, capping 3-2 Giants victory...marked his 4th career walk-off hit.
- Posted season-high 4-hit effort Aug. 10 vs. Los Angeles-NL and scored winning run in 9th inning.

## 2007

**Earned his 1st career All-Star appearance and Gold Glove accolades with Philadelphia after establishing new career-highs with .309 avg. (189-for-612), 45 2Bs, 27 HRs and 89 RBI.**

- Established career-highs in games (161), runs (105), hits (189), 2Bs (45), HRs (27), RBI (89), total bases (315) and walks (47).
- Was named to *The Sporting News* All-Star squad.
- Ranked 8th in NL in hits, 6th in 2Bs, 10th in runs and 5th in OF assists (11).
- Logged career-best 16-game hitting streak April 11-28... was longest streak by right-handed Phillie since 1998, when Doug Glanville hit in 18-straight contests.
- Hammered 2nd career grand slam June 13 vs. White Sox (off Matt Thornton), while matching career-best 5 RBI.
- Became 1st player in ML history to have 2 games with 4 extra-base hits in same month (July 14 and July 17), and just 13th player ever (1st Phillie) to have 2 such contests in single season... went 4-for-5 with 3 2Bs and HR July 14 vs. St. Louis and 5-for-6 with 3 2Bs and HR July 17 at Los Angeles-NL.
- Hit 16 2Bs in July, which was tied for most in single month by Phillie since 1957 (Pete Rose also had 16 in May 1979).
- Logged 3rd career multi-HR game Sept. 17 at St. Louis.
- Committed only 2 errors in 405 total chances, while logging 89-game errorless streak to end season (beginning June 29).

## POSTSEASON HIGHLIGHTS

**Batted .083 (1-for-12) and started all 3 games of NLDS vs. Colorado, while his lone hit was solo HR (off Jeff Francis) in Game 1.**

## Giants Gems

- Loves **history of baseball**. Watched the entire Ken Burns documentary with his father. When he was a kid, **read baseball biographies of players like Mickey Mantle and Willie Mays**.
- Likes to get together with teammates off the field to talk baseball, the way players once did. He **organizes gatherings, including a bowling outing** during spring training. Absolutely loves bowling as he owns his own ball and shoes.
- After baseball, **would like to coach at college level** (not in the minors – too cutthroat, he says) **or go into broadcasting**. Would also like to go back to riding dirt bikes.
- His one athletic **idol was Walter Payton** because he was hardworking and humble.
- Is a lifetime fan of the Chicago Bears.
- Avid hunter and fisherman **caught 67-pound mako shark** during off-day fishing trip in San Diego in June 2005.
- Resides in Las Vegas with his wife Marianne, daughter Tatum and son McKay. Is **very close to Frank Thomas**, who also lives in Vegas. Both families go to Hawaii together every year.

**2006**

**Marked 1st year in NL, as Philadelphia acquired him from White Sox in off-season trade...was limited to just 109 games due to pair of serious injuries.**

- > Was hitting .310 through his 1st 33 games before making tremendous catch in 1st inning May 11 vs. Mets at Citizens Bank Park, fracturing his nose and bones around his left eye after crashing into center field wall...was placed on 15-day Disabled List next day and had surgery to repair his nose.
- > Collided with 2nd baseman Chase Utley Aug. 21 at Wrigley Field, and fractured left ankle...was placed on 15-day DL next day, and missed remainder of season...

## Defensive Leaders, Active Center Fielders

Rank	Player	Zone Rating
1	Curtis Granderson	.896
2	Johnny Damon	.894
3	Mike Cameron	.893
4	Carlos Beltran	.893
5	Aaron Rowand	.893

had surgery on ankle Aug. 25, procedure performed by Dr. Steven Raikin and Dr. Michael Ciccotti.

**2005**

**Set career-high in games (157) and hits (156), while hitting .270 (156-for-578) with 30 2Bs, 13 HRs and 69 RBI for World Series Champion White Sox.**

- > Stole 16 bases, good for 2nd on club.
- > Was hit by pitch 21 times, tied for 2nd-most in AL and 2nd-most in White Sox history (Minnie Minoso, 1957).
- > Slugged game-winning, 3-run HR in 10th inning (off Trevor Hoffman) June 12 at San Diego.
- > Recorded career-best 4 2Bs Sept. 13 at Kansas City.

**POSTSEASON HIGHLIGHTS**

**Started all 12 of Chicago's playoff games, hitting safely in 10 contests and batting .267 (12-for-45).**

- > Led club with 6 2Bs, while scoring 8 runs.
- > Finished postseason run with 6-game hitting streak, spanning final 2 games of ALCS vs. Angels and all 4 contests of World Series sweep over Astros.

**2004**

**Had his best Major League season yet, batting .310 (151-for-487) with 38 2Bs, 24 HRs and 69 RBI in 140 games with Chicago-AL.**

- > Was honored by Pitch and Hit Club as White Sox Major League Player of Year after stellar season.
- > Ranked among AL leaders in batting avg. (12th - .310), 2Bs (T12th - 38), slugging pct. (7th - .544), infield hits (T7th - 24), road avg. (9th - .317) and OF assists (T10th - 10).
- > Stole career-high 17 bases.
- > Led all AL center fielders in HRs, 2Bs, extra-base hits (64) and OPS (.905), while ranking 2nd in avg. and 3rd in runs...his 23 HRs as center fielder set club record.
- > Collected 1st career multi-HR game Aug. 13 at Boston...turned trick again Aug. 18 vs. Detroit, including his 1st career grand slam (off Jeremy Bonderman)...drove in career-high 5 runs in contest as well.
- > Scored 29 runs in August, 2nd-highest monthly total by White Sox player since 1972 (behind only Frank Thomas' 39 in May 1994).

**2003**

**Split time between Chicago-AL (93 games) and triple-A Charlotte (32 contests).**

- > Spent early part of spring recovering from off-season dirt bike accident...sustained broken left scapula (shoulder blade), broken rib on both his left and right sides, and bruised left shoulder in Nov. 1, 2002 accident...underwent surgery to repair scapula Nov. 14, 2002.

**2002**

**Spent entire season with Chicago-AL, batting .258 (78-for-302) with 16 2Bs, 7 HRs and 29 RBI in 126 games.**

- > Made 1st career Opening Day roster with White Sox.
- > Took over as Chicago's starting center fielder in late July following White Sox' trade of Kenny Lofton to SF.

**2001**

**Made his 1st big league appearance with White Sox, while hitting .293 (36-for-123) in 63 games...also spent time with triple-A Charlotte for 82 contests.**

- > Was named Charles W. Lubin Award winner at Charlotte.
- > Was named to International League All-Star team, but did not play following June 15 promotion to big leagues.
- > Ranked 4th among AL rookies with .293 avg. (min. 148 PA).
- > Made ML debut June 16, pinch-hitting at St. Louis.
- > Made 1st career start (in LF) June 19 vs. Kansas City, and collected 1st ML hit in 7th inning (single off Tony Cogan).
- > Went 2-for-3 with 1st career HR (off Jason Schmidt) July 7 vs. Pittsburgh.
- > Had 1st career 4-hit game July 21 vs. Boston.
- > Made running catch into wall in 6th inning of Aug. 3 contest vs. Tampa Bay, preserving no-hitter at time for Mark Buehrle (who settled for 1-hitter)...however, was bothered by soreness in AC joint of right shoulder for remainder of season following dramatic catch.

**2000**

**Hit .258 (137-for-532) with 26 2Bs, 20 HRs and 98 RBI in 139 games for double-A Birmingham.**

- Finished 5th among all double-A players with 98 RBI during his 1st season at Birmingham.
- Led Southern League in RBI, while finishing 2nd in OF assists (18), 4th in runs (80) and tied for 4th in HRs (20).
- Selected to SL mid-season and postseason All-Star teams.

**1999**

**Played with Class A Advanced Winston-Salem, batting .279 (143-for-222) with 37 2Bs, 24 HRs and 88 RBI in 133 games.**

- Earned 1st Charles W. Lubin Award following outstanding campaign at Class A Winston-Salem.
- Led Carolina League in extra-base hits (64) and tied for tops in runs (96)...finished 2nd in circuit with 24 HRs and 37 2Bs, 3rd with 143 hits, tied for 3rd with .504 slugging pct. and tied for 4th with 88 RBI.
- Named to CL postseason All-Star Team.
- Played for Mesa in Arizona Fall League, helping Solar Sox to championship by batting .309 (34-for-110) with 5 HRs and 23 RBI.

**1998**

**Made his professional debut, hitting .342 (76-for-222) with 13 2Bs, 5 HRs and 32 RBI in 61 games for low Class A Hickory.**

**A GIANT IN THE COMMUNITY**

- Was finalist for '08 Hutch Award, an award presented to players based upon honor, courage and dedication.
- Has participated in PLAY (Promoting a Lifetime of Activity for Youth) clinic at AT&T Park with Giants trainers...has been involved with Boys & Girls Club, making several visits throughout season.
- Participated in Camp Erin home plate ceremony and visited kids from MLBPA's Buses for Baseball program.
- Was 2005 White Sox recipient of Roberto Clemente Award, as player who displayed commitment to community and who understands value of helping others.
- Is involved with Garth Brooks' Teammates for Kids Foundation.

**PERSONAL**

- Married (Marianne Griffen)...daughter (Tatum)...son (McKay).
- Graduated from Glendora (CA) High School in 1995.
- Was selected by New York Mets in 40th round of 1995 First-Year Player Draft, but elected to attend Cal State-Fullerton.
- Was 1st Team All-Big West Conference selection as junior in 1998, after batting .372 with 27 2Bs, 16 HRs and 72 RBI...was named 3rd Team All-American by NCBWA...hit .345 overall in collegiate career, with 23 HRs and 121 RBI.
- Was 2007 recipient of Tug McGraw Media Good Guy Award from Philadelphia chapter of BBWAA.



Aaron Rowand

## AARON RYAN ROWAND

Year	Club	AVG	G	AB	R	H	2B	3B	HR	RBI	SH	SF	HP	BB-I	SO	SB-CS	E	SLG	OBP
1998	Hickory-A	.342	61	222	42	76	13	3	5	32	5	2	6	21-0	36	7-3	3	.495	.410
1999	Winston-Salem-A	.279	133	512	*96	143	37	3	24	88	2	5	13	33-2	94	15-10	5	.504	.336
2000	Birmingham-AA	.258	139	532	80	137	26	5	20	*98	4	4	14	38-4	117	22-7	8	.438	.321
2001	Charlotte-AAA	.295	82	329	54	97	28	0	16	48	2	1	9	21-3	47	8-2	6	.526	.333
	Chicago-AL	.293	63	123	21	36	5	0	4	20	5	1	4	15-0	28	5-1	1	.431	.385
2002	Chicago-AL	.258	126	302	41	78	16	2	7	29	9	2	6	12-1	54	0-1	4	.394	.298
2003	Chicago-AL	.287	93	157	22	45	8	0	6	24	2	1	3	7-0	21	0-0	0	.452	.327
	Charlotte-AAA	.242	32	120	15	29	9	0	3	13	6	0	2	11-0	12	0-0	5	.392	.316
2004	Chicago-AL	.310	140	487	94	151	38	2	24	69	5	2	10	30-1	91	17-5	8	.544	.361
2005	Chicago-AL	.270	157	578	77	156	30	5	13	69	5	4	21	32-3	116	16-5	3	.407	.329
2006	Philadelphia	.262	109	405	59	106	24	3	12	47	2	2	18	18-2	76	10-4	5	.425	.321
2007	Philadelphia	.309	161	612	105	189	45	0	27	89	2	4	19	47-3	119	6-3	2	.515	.374
2008	San Francisco	.271	152	549	57	149	37	0	13	70	0	4	14	44-7	126	2-4	4	.410	.339
2009	San Francisco	.261	144	499	61	130	30	2	15	64	0	3	14	30-2	125	4-1	3	.419	.319
2010	San Francisco	.230	105	331	42	76	12	2	11	34	1	1	8	16-3	74	5-3	0	.378	.281
Minor Totals		.281	447	1715	287	482	113	11	68	279	19	12	44	124-9	306	52-22	27	.479	.343
A.L. Totals		.283	579	1647	255	466	97	9	54	211	26	10	44	96-5	310	38-12	16	.451	.337
N.L. Totals		.271	671	2396	324	650	148	7	78	304	5	14	73	155-17	520	27-15	14	.437	.333
S.F. Totals		.257	401	1379	160	355	79	4	39	168	1	8	36	90-12	325	11-8	7	.405	.318
M.L. Totals		.276	1150	4043	579	1116	245	16	132	515	31	24	117	251-22	830	65-27	30	.442	.335

\*Led League

## ALL-STAR GAME RECORD

Year	Club, Site	AVG	G	AB	R	H	2B	3B	HR	RBI	SH	SF	HP	BB-I	SO	SB-CS	E	SLG	OBP
2007	NL, San Francisco	.000	1	2	0	0	0	0	0	0	0	0	0	0-0	0	0-0	0	.000	.000

## DIVISION SERIES RECORD

Year	Club, Opp	AVG	G	AB	R	H	2B	3B	HR	RBI	SH	SF	HP	BB-I	SO	SB-CS	E	SLG	OBP
2005	CWS vs. BOS	.400	3	10	3	4	2	0	0	2	0	0	0	1-0	1	1-0	0	.600	.455
2007	PHI vs. COL	.083	3	12	1	1	0	0	1	2	0	0	0	0-0	4	0-0	0	.333	.083
2010	SF vs. ATL	.500	2	2	0	1	0	0	0	0	0	0	0	0-0	1	0-0	0	.500	.500
LDS Totals		.250	8	24	4	6	2	0	1	3	0	0	0	1-0	6	1-0	0	.458	.280

## CHAMPIONSHIP SERIES RECORD

Year	Club, Opp	AVG	G	AB	R	H	2B	3B	HR	RBI	SH	SF	HP	BB-I	SO	SB-CS	E	SLG	OBP
2005	CWS vs. LAA	.167	5	18	3	3	3	0	0	1	0	1	1	1-0	2	0-0	0	.333	.238
2010	SF vs. PHI	.200	3	5	1	1	1	0	0	0	0	0	0	0-0	3	0-0	0	.400	.200
LCS Totals		.174	8	23	4	4	4	0	0	1	0	1	1	1-0	5	0-0	0	.348	.231

## WORLD SERIES RECORD

Year	Club, Opp	AVG	G	AB	R	H	2B	3B	HR	RBI	SH	SF	HP	BB-I	SO	SB-CS	E	SLG	OBP
2005	CWS vs. HOU	.294	4	17	2	5	1	0	0	0	0	0	0	2-1	6	0-0	0	.353	.368
2010	SF vs. TEX	.250	2	4	1	1	0	1	0	2	0	0	0	0-0	1	0-0	0	.750	.250
WS Totals		.286	6	21	3	6	1	1	0	2	0	0	0	2-1	7	0-0	0	.429	.348

## CAREER TRANSACTIONS

- Selected by New York-NL in 40th round of 1995 First-Year Player Draft; did not sign.
- Selected by Chicago-AL in 1st round (35th pick overall) of 1998 First-Year Player Draft. Signed by Ed Pebley and Ed Crosby.
- Acquired by Philadelphia with LHP Daniel Hagwood and player to be named later (LHP Gio Gonzalez) in exchange for IF Jim Thome and cash considerations, Nov. 25, 2005.
- Placed on Disabled List with fractured nose and non-displaced fractures around left eye, May 12-27, 2006.
- Placed on Disabled List with fractured left ankle, Aug. 22, 2006-remainder of season.
- Elected free agency, Oct. 29, 2007; signed by San Francisco, Dec. 12, 2007.
- Placed on Disabled List with fractured cheekbone, April 18-May 2, 2010.

## CAREER FIELDING

Position	PCT.	G	PO	A	E	TC	DP
Outfield	.989	1032	2678	59	30	2767	13

## CAREER HIGHS

- **Hits:** 5, July 17, 2007 at LAD (w/PHI)
- **Runs:** 4, May 23, 2004 at MIN (w/CWS)
- **Doubles:** 3 (4x), last: July 17, 2007 at LAD (w/PHI)
- **Triples:** 1 (16x), last: May 6, 2010 at FLA (w/SF)
- **Home Runs:** 2 (3x), last: Sept. 17, 2007 at STL (w/PHI)
- **RBI:** 5 (2x), last: June 13, 2007 vs. CWS (w/PHI)
- **Walks:** 3 (5x), last: Aug. 8, 2008 vs. LAD (w/SF)
- **Stolen Bases:** 2, Aug. 8, 2006 at ATL (w/PHI)
- **Longest Hitting Streak:** 17 games, May 20-June 7, 2009 (w/SF)

## CAREER HOME RUN CHART

- **Multi-HR Games (3)**  
August 13, 2004 at BOS (w/ CWS)  
August 18, 2004 vs. DET (w/ CWS)  
September 17, 2007 at STL (w/ PHI)
- **3-HR Games (0)**
- **Grand Slams (2)**  
August 18, 2004 vs. DET (off Jeremy Bonderman) (w/CWS)  
June 13, 2007 vs. CWS (off Matt Thornton) (w/PHI)
- **Pinch-Hit (2)**  
July 26, 2010 vs. FLA (off Taylor Tankersley) (w/SF)  
Oct. 1, 2010 vs. SD (off Clayton Richard) (w/SF)
- **Inside-the-Park (0)**
- **Game Ending (1)**  
June 12, 2005 at SD (off Trevor Hoffman) (w/CWS)
- **Leadoff (4)**  
October 2, 2004 at KC (off Brian Anderson) (w/CWS)  
May 22, 2009 at STL (off Jason Vargas) (w/SF)  
June 2, 2009 at WSH (off Craig Stammen) (w/SF)  
June 19, 2009 vs. TEX (off Scott Feldman) (w/SF)



Aaron Rowand

# Dan Runzler

## LEFT-HANDED PITCHER

**Birthdate:** March 30, 1985

**2011 Opening Day Age:** 26

**Birthplace:** Santa Monica, California

**Resides:** Simi Valley, California

**Bats:** Left      **Throws:** Left

**Height:** 6-4      **Weight:** 232

**M.L. Service:** 1 year, 33 days

**How Obtained:** Giants' 9th round pick in 2007  
First-Year Player Draft

**Contract Status:** Signed through 2011



Runzler

### CAREER

**6-foot-4, 232-pound left-hander climbed organizational ladder with amazing rapidity in 2009, making stops at all 4 full-season affiliates with success at each, which ultimately led to his Major League debut that season...has 2.61 ERA (12er, 41.1ip), while holding opposition to .232 (35-for-151) avg. against in 52 games at Major League level.**

- > Prior to big league call-up in 2009, had appeared in just 110 games at minor league level, going 6-5 with 2.37 ERA (35er, 133.0ip), 21 saves and logging 177 strikeouts against 72 walks.
- > Named Minor League Reliever of Year for 2009 by MLB.com.
- > Had strikeout ratio of 11.80 per 9.0 innings in minors.
- > Giants' 9th round selection out of UC Riverside...in 2007 draft was originally 17th round selection by Seattle in 2006, but did not sign.

### 2010 SEASON

**Proved to be valuable out of bullpen during Giants run to World Series championship as he was 3-0 with 3.03 ERA (11er, 32.2ip) in his 1st complete season at Major League level.**

- > Rookie made his 1st Opening Day Roster as he entered 2010 ranked by *Baseball America* as 5th-best prospect in Giants' minor league system.
- > Fashioned 0.52 ERA (1er, 17.1) in 18 home games while also holding opposition to .183 (11-for-60) avg. against.
- > Missed 47 games with an injury to his left patella, an injury that occurred while taking his 1st ML at-bat July 8 at MIL.
- > In 8 rehab games with rookie-level Arizona, Class A Advanced San Jose and triple-A Fresno, went 0-1 with 2.70 ERA (3er, 10.0ip), allowing 8 hits, 4 walks and 11 strikeouts.
- > Fashioned 1.10 ERA (2er, 16.1ip) with 7 walks and 20Ks... while allowing .250 (16-for-64) avg. against in his last 23 outings with SF.

## Giants Gems

- > Dan says the only time he was the best player on his team was sixth grade, when he hit a lot of home runs. In fact, his high school JV coach told him he shouldn't play. He was the only junior on JV team, which he said was kind of humiliating. Played first base and right field. Was 5-feet-6 when he started high school, and 6-4 when finished.
- > All-Star Major League pitcher Mark Gubicza took over as varsity coach when Dan was a senior. He saw Runzler in right field -- a 6-4 lefty -- and said, "Let's put you on the mound." Midway through the season, colleges began calling.
- > The experience with the discouraging high school JV coach never left him. "Any time anyone tells me I can't do something, it motivates me. It's always good to be under-rated."
- > **Steve Kline**, the former Giants pitcher who was working in the minor leagues, **was instrumental in Runzler's progress in the pros.** He helped Dan smooth everything out. His velocity increased and his control improved so dramatically that he progressed four levels in one season, 2009, to reach the big leagues.

## 2009

**Combined to go 5-1 with an 0.76 ERA (5er, 59.0ip), 17 saves and 83 strikeouts against 24 walks in 47 relief appearances at all 4 of San Francisco's full season minor league affiliates, and was called up to Majors when rosters expanded in Sept.**

- > Entered season as 24-year-old reliever who had never pitched above Class A.
- > Was named by MLB.com as Minor League Reliever of the Year.
- > Skipped from Class A Augusta to Class A Advanced San Jose to double-A Connecticut to triple-A Fresno and is considered to be 1st Giants player to play on 5 different levels in one season.
- > Was promoted to big league club Sept. 2, having his contract purchased from triple-A and became one of Giants' clutch left-handers out of 'pen.
- > Overall, appeared in 11 games for San Francisco, allowing just 1 earned run in 8.2 innings (1.04 ERA) with 11 strikeouts against 5 walks.
- > In his Major League debut Sept. 4 at Milwaukee took mound with 2 outs in 6th inning of 2-2 game in Major League pennant race to face veteran Jody Gerut, who struck out looking on 3 fastballs to end threat in Giants 3-2 victory.
- > Dominated left-handed batters, holding them to just 1 hit in 17 at-bats (.059)...Arizona's Stephen Drew was lone lefty to record hit off Runzler (single, Oct. 1)...some notable lefties he faced were Prince Fielder, Adrian Gonzalez, Carlos Gonzalez, Todd Helton and James Loney, all of whom combined to go 0-for-4 with hit by pitch against him.
- > Retired 26 of 38 ML hitters faced, while holding opponents to .180 avg. against (6-for-32).
- > Began season with Class A Augusta, going 1-1 with 0.68 ERA (2er, 26.1ip), 11 saves and 45 strikeouts in 19 relief outings.
- > Did not allow run in 15 home appearances and was unscored upon in 17 of his 19 outings...fanned at least 1 batter in 18 of 19 games, including 6 over 2.0 innings May 20 vs. Greenville.
- > Was named to South Atlantic League's mid-season All-Star team, however did not participate due to his promotion to San Jose...was promoted to Class A Advanced SJ June 8 and proceeded to log 17.0-scoreless appearances while going 1-0 with 0.84 ERA (2er, 21.1ip), 5 saves and 26 strikeouts against 4 walks in 19 games overall.
- > Started Class A career with 16.2-inning scoreless streak, before allowing runs in 2 of his final 4 appearances...in fact, had 32.2-inning personal scoreless streak from May 2-July 22, which spanned his final 12 outings with Augusta through his 1st 15 appearances with San Jose.
- > Was transferred to double-A Connecticut Aug. 6 and went 3-0 with 1 save and 0.96 ERA (1er, 9.1ip) with 11 Ks and .172 avg. against (5-for-29) in 7 games.
- > Allowed run in his very 1st outing Aug. 7 at Erie, however held opposition scoreless over his next 6 games (7.2ip).
- > Ended his minor league tour at triple-A Fresno, being transferred Aug. 28...appeared in just 2 games for Grizzlies, tossing 2.0-scoreless innings.

## 2008

**Combined for 0-2 record with 3.62 ERA (22er, 54.2ip) in 47 relief appearances.**

- > Split season between Class A Augusta and short-season Salem-Keizer.

## 2007

**Began 1st professional season with ARL-Giants and short-season Salem-Keizer, going 1-2 with 3.72 ERA (8er, 19.2ip) in 16 relief outings.**

- > Converted his last 4 save chances and did not allow an earned run over his final 11 appearances with Giants, spanning 12.2 innings.

## PERSONAL

- > Single.
- > Graduated from Chaminade (West Hills, CA) High School.
- > Attended UC Riverside...was acknowledged with plaque on City of Riverside Sport Walk on Jan. 30, 2010...Wall

of Distinction recognizes athletes who have played in Riverside in one of 4 major sports and have gone on to reach top level.

## DAN RUNZLER

Runzler

Year	Club	W-L	ERA	G	GS	CG	SH	SV	IP	H	R	ER	HR	HB	BB	SO	WP	BK
2007	ARL-Giants-R	1-2	3.44	15	0	0	0	4	18.1	15	8	7	1	4	6	24	4	0
	Salem-Keizer-R	0-0	9.00	1	0	0	0	0	1.0	2	1	1	0	0	2	1	0	0
2008	Augusta-A	0-1	5.47	20	0	0	0	0	24.2	25	18	15	2	2	19	26	3	0
	Salem-Keizer-R	0-1	2.10	27	0	0	0	0	30.0	19	8	7	1	1	21	43	4	0
2009	Augusta-A	1-1	0.68	19	0	0	0	11	26.1	8	2	2	0	4	13	45	5	0
	San Jose-A	1-0	0.84	19	0	0	0	5	21.1	8	3	2	1	0	4	26	0	0
	Connecticut-AA	3-0	0.96	7	0	0	0	1	9.1	5	1	1	1	1	7	11	0	0
	Fresno-AAA	0-0	0.00	2	0	0	0	0	2.0	2	0	0	0	0	0	1	0	0
2010	San Francisco	0-0	1.04	11	0	0	0	0	8.2	6	1	1	1	1	5	11	0	0
	San Francisco	3-0	3.03	41	0	0	0	0	32.2	29	12	11	1	1	20	37	2	0
	ARL-Giants-R	0-0	0.00	1	1	0	0	0	2.0	0	0	0	0	0	0	4	0	0
	San Jose-A	0-0	0.00	1	1	0	0	0	1.0	0	0	0	0	0	0	2	0	0
	Fresno-AAA	0-1	3.86	6	0	0	0	0	7.0	8	4	3	0	0	4	5	0	0
Minor Totals		6-6	2.39	118	2	0	0	21	143.0	92	45	38	6	12	76	188	16	0
M.L. Totals		3-0	2.61	52	0	0	0	0	41.1	35	13	12	2	2	25	48	2	0

## CAREER TRANSACTIONS

- Selected by San Francisco in 9th round of 2007 First-Year Player Draft. Signed by Ray Krawczyk.
- Placed on Disabled List with dislocated patella, July 9-Sept. 1, 2010.

## CAREER FIELDING

Position	PCT.	G	PO	A	E	TC	DP
Pitcher	.769	52	1	9	3	13	1

## CAREER HIGHS

- Low-Hit CG: No Complete Games
- Innings Pitched: Starter: No Games Started  
Reliever: 2.2, June 27, 2010 vs. BOS
- Most Strikeouts: 5, June 27, 2010 vs. BOS
- Winning Streak: 3 games, May 4, 2010-current
- Losing Streak: None
- Scoreless Streak: 10.0 innings, May 28-July 1, 2010



Dan Runzler

# Freddy Sanchez

## INFIELDER

**Birthdate:** December 21, 1977

**2011 Opening Day Age:** 33

**Birthplace:** Hollywood, California

**Resides:** Chandler, Arizona

**Bats:** Right **Throws:** Right

**Height:** 6-0 **Weight:** 193

**M.L. Service:** 7 years, 52 days

**How Obtained:** Acquired by Giants in exchange for RHP Tim Alderson, July 29, 2009

**Contract Status:** Signed through 2011 (signed 2-year deal prior to 2010 season)



- > 3-time NL All-Star (2006-07, 2009)
- > 2006 NL Batting Champion (.344 average)
- > Lifetime .298 hitter in 9 Major League seasons
- > Has 5th-highest fielding pct. as 2nd baseman since 2007 (.989)

### CAREER

**3-time National League All-Star (2006-07, 2009) and former NL batting champion in 2006 is lifetime .298 hitter (943-for-3,163) over 844 big league contests.**

- > Was acquired by San Francisco on July 29, 2009 in exchange for minor league right-handed pitcher Tim Alderson.
- > Hollywood, CA native became 11th player in Pirates franchise history to capture batting crown when he finished 5 points ahead of Florida's Miguel Cabrera (.339) with .344 mark in 2006...became 1st Pirates player to win batting crown since Bill Madlock in 1983...also led NL with 53 2Bs that season.
- > Was recipient of 2006 Roberto Clemente Award, an award given annually since 1973 by Pittsburgh chapter of BBWAA to team's Most Valuable Player.
- > Over last 6 seasons (2005-2010) since becoming everyday 2nd baseman in 2005, has fashioned .990 fielding pct., which is 6th-highest figure among all ML players during that span.
- > Selected by Boston in 11th round of 2000 First-Year Player Draft, Sanchez made his ML debut Sept. 10, 2002 at Tampa Bay and had 2-run, pinch-hit single off Steve Kent for his 1st big league hit.
- > Was acquired by Pittsburgh at July 31 trading deadline in 2003 and hit .300 for Pirates with 147 2Bs, 12 3Bs, 31 HRs and 255 RBI in his 5 seasons in Buc uniform from 2004-08.

### 2010 SEASON

**9-year Major League veteran batted .292 (126-for-431) with 22 2Bs, 7 HRs and 47 RBI in his 1st full season with San Francisco.**

- > Began year on 15-day disabled list after recovering from left shoulder surgery he had during offseason...missed all of Spring Training and 1st 38 regular season contests.
- > Posted .343 avg. (37-for-108) against left-handed pitchers, which ranked as 5th-highest clip among NL players with at least 100 at-bats against southpaws...trailed Geovany Soto (.367), Marlon Byrd (.357), Jeff Baker (.350) and Matt Holliday (.344).
- > Hit .333 (62-for-186) at AT&T Park, but just .261 (64-for-245) on road, his lowest avg. on road for any season in his career.
- > His .364 clip (40-for-110) vs. NL Central teams was his highest compared to any other division.
- > Recorded just 30 extra-base hits in 111 games...96 of his 126 hits were singles (76.2%).
- > Did not commit an error through his 1st 81 games until he committed 4 within 4-game span (Aug. 27-30)...was flawless in his 24 games afterwards...his .991 fielding pct. (4err, 458tc) was 3rd-best among NL second basemen, behind San Diego's David Eckstein (1.000) and Cincinnati's Brandon Phillips (.996).
- > Started season on strong note, hitting safely in 22 of his 1st 27 games at .340 clip (35-for-103)...included in that stretch was season-high 11-game hitting streak from May 27-June 7.
- > Facing his former Pirates team since being traded July 2009, went 7-for-13 with 2 2Bs and 2 RBI in 3 games at PNC Park from June 4-6.
- > Ended year as one of hottest Giants hitters, batting .371 (46-for-124) over his final 31 contests to finish with .292 clip...his .371 avg., beginning Aug.12, ranked as 2nd-best clip in NL, behind Colorado's Carlos Gonzalez (.400).
- > Posted his 1st 4-hit game in Giants uniform Aug. 23 vs. Cincinnati, recording singles in each of his 4 plate appearances...marked his 13th career 4+ hit contest.
- > Tied his career high with 4 runs scored (2nd time) on Aug. 24 vs. Cincinnati...finished game triple shy of hitting for cycle as he homered, walked, doubled and singled twice in 5 plate appearances...had 4 hits previous night vs. Cincy, marking his 1st career back-to-back 4 hit contests.

- Missed 3 of SF's final 6 games with mild strain in his right shoulder, an injury that occurred while throwing across his body when turning double-play on Sept. 25 at Colorado.
- Had arthroscopic surgery on his non-throwing left shoulder on Dec. 7.

### POSTSEASON HIGHLIGHTS

**In his 1st career postseason batted .254 (16-for-63) with 4 2Bs and 3 RBI in 15 games.**

- Hit .360 (9-for-25) in 6 games of LCS against Philadelphia after batting just .125 (2-for-16) in 4 games of LDS vs. Atlanta.
- Recorded 4 hits, including 3 2Bs in his 1st 3 at-bats in Game 1 of World Series vs. Texas on Oct. 27...his 4 hits tied Giants franchise record for most hits in World Series game, done 8 times previously...last Giants player to collect 4 hits in WS game was Monte Irvin in Game 1 of 1951 WS vs. NYY.
- Became 10th player in WS history to record at least 3 2Bs in WS game and also became 1st player in Major League history with 3 2Bs in his 1st 3 career World Series at-bats.

### 2009

**Acquired by Giants two days before trade deadline on July 29, Sanchez combined to hit .293 (134-for-457) with 7 HRs and 41 RBI in 111 games with Pittsburgh and San Francisco.**

- Was selected to NL All-Star team for 3rd time in last 4 campaigns...became 1st Pittsburgh player since Jason Kendall (1996, 1998, 2000) to be named to 3 All-Star squads (did not see any action in game).
- Was Opening Day starter at 2nd base for 2nd-straight year.
- Finished month of April with 10 2Bs, 14 extra-base hits and 49 total bases to rank 1st, tied for 1st and tied for 7th respectively among National League leaders.
- Went 6-for-6 on May 25, 1st 6-hit game by Pittsburgh player since Wally Backman on April 27, 1990 and marked just 9th time Pittsburgh player had ever collected 6 or more hits in game.
- Connected off Detroit's Nate Robertson for 2nd career grand slam June 13 at PNC Park.
- Missed 6 games from July 3-8 due to back spasms.
- Was selected to his 3rd career NL All-Star team, however did not appear in Mid-Summer Classic at St. Louis' Busch Stadium on July 14...was 1 of only 2 NL position players to not appear in game (also Houston's Hunter Pence).
- Was acquired by Giants July 29 in exchange for minor league right-handed pitcher Tim Alderson, who was ranked by *Baseball America* as Giants' 4th-best prospect entering 2009 season.
- Nearly 30 minutes after Giants defeated Pirates 1-0 on Randy Winn's walk-off RBI single in 10th inning, Giants and Pirates completed deal for Sanchez, who walked over to SF's clubhouse to meet few of his new teammates and members of front office.
- Did not play in SF-PIT series and missed 6 games from July 27-Aug. 1 with sore left knee.
- Made Giants debut Aug. 2 vs. Philadelphia and went 2-for-4 with 2B and 2 RBI...became 1st player with 2 hits and 2 RBI in 1st game for SF after being acquired in an in-season trade since Andres Galarraga, July 25, 2001 (3-for-5, 2 RBI at COL).
- Hit safely in 11 of his 1st 13 games for Giants at .304 (17-for-56) with 5 multi-hit games, 8 runs, HR and 5 RBI, before landing on 15-day disabled list Aug. 25 with left shoulder strain...had missed 7 games from Aug. 18-24 with injury, however was officially put on DL...suffered injury Aug. 17 in New York-NL, as he reached for 3rd baseman Pablo Sandoval's high throw in 1st inning...missed total of 19 games.
- Returned from his rehab assignment and was reinstated from DL Sept. 7.
- Batted .261 (12-for-46) in 12 games before suffering yet another setback Sept. 21 at Arizona...was forced to leave that game in 1st inning with what is called "non-contact injury in football...he twisted his left knee as his spike caught when catching throw from Aaron Rowand, who caught Justin Upton's flyball...after Mark Reynolds followed with 2-run HR that gave Arizona 2-1 lead, Sanchez could barely move and was helped off field by Giants trainers Dave Groeschner and Mark Gruesbeck.
- Missed remainder of season after MRI exam revealed tear in his left meniscus...had successful arthroscopic surgery on his left knee Sept. 30 to repair torn meniscus...surgery was performed by team orthopedist Dr. Ken Akizuki.

## Giants Gems

- Freddy's **right foot is a half-size smaller than his left**, also lacks certain muscles in his right calf and was **born with a club right foot and pigeon-toed left foot**. Wore a cast from the time he was a day old until he was 13 months and doctors told his mother that he might never walk right.
- Grew up at First Street and Normandie Avenue in Los Angeles before moving to Burbank for high school. His prep career was such a success that in 2007 **Burbank High hosted Freddy Sanchez Day** and retired his uniform number, 21.
- Actress Kim Fields (Tootie, "Facts of Life"), actor Anson Williams (Potsie, "Happy Days"), Director Tim Burton and actress Debbie Reynolds also attended Burbank High.

## 2008

**Made 131 starts at 2nd base during 4th full season with Pittsburgh.**

- Ranked 2nd behind Cincinnati's Gold Glove Award winner Brandon Phillips (.990) with .989 fielding pct; with each player making league-low 7 errors.
- Ranked 5th among NL 2nd basemen in total chances (653) and led league in double plays turned (104).
- Finished season with an 82-game errorless streak, making last error on May 29 at Cincinnati (streak was longest by Major League 2nd baseman in 2008).
- Produced .346 batting average (73-for-211) in 58 games after All-Star break, 4th-best mark in National League among players with at least 200 plate appearances.
- Did not play in field during spring training until March 19 vs. New York-AL due to shoulder problems...went to see Dr. James Andrews on March 24 in Birmingham, AL (Andrews' diagnosis agreed with Pirates and found no structural damage in right shoulder).
- Was Opening Day starter at 2nd base and went 3-for-5 with 2B.
- Had 3 hits and 4 RBI July 22 at Houston; also hit 1st career inside-the-park homer in contest – 1st by Bucco since Chris Duffy on June 8, 2007 at Yankee Stadium.

## 2007

**Named to his 2nd-straight All-Star team, Freddy established career highs in at bats, home runs and walks in 3rd full season with Pittsburgh.**

- Led club in batting (.304), hits (183) and multi-hit games (51)...shared team lead in 2Bs (42) with Adam LaRoche.
- Was named to 2nd-straight All-Star Game, 1st Pirates infielder to make team in back-to-back seasons since Phil Garner in 1980-81...went hitless in 1 at bat while playing 3rd base in Midsummer Classic July 10 at San Francisco.
- Made 146 starts at 2nd base, 3rd-highest total in NL and most by Bucco since Tony Womack made 149 starts in 1998.
- Began season on 15-day disabled list (retroactive to March 23) after suffering right knee sprain while turning double play against Phillies March 6 at McKee Field in Bradenton, FL...was reinstated from DL April 7.
- Reached base safely in 26 of his 30 games in Aug., batting .374 with .447 on-base pct. and team-high 29 RBI...led NL with 46 hits during month, tied for 4th among all Major League players in RBI and tied for 3rd with 27 runs scored.
- Connected off Elizardo Ramirez for 1st career grand slam and tied career high with 5 RBI Aug. 28 vs. Cincinnati (Game 1).
- Had batting average as high as .318 following action Sept. 3, but went 5-for-32 (.156) in his last 9 games.
- Underwent successful minor arthroscopic surgery on his right acromioclavicular (AC) joint (shoulder) Sept. 28.

## 2006

**Had breakout campaign, winning NL batting title with .344 average and being selected to his 1st career All-Star team.**

- Became 11th player in Pirates history to capture batting crown (1st since Bill Madlock in 1983) after finishing 5 points ahead of Florida's Miguel Cabrera (.339).
- Was named to 1st All-Star team while receiving total of 856,685 write-in votes...went 0-for-2 at plate while playing 1.0 inning at shortstop and 4.0 at 2nd base in All-Star Game played at PNC Park July 11...also robbed Mark Loretta of base hit in Midsummer Classic after making leaping catch in top of 5th inning while playing shortstop.
- Led NL in 2Bs (53) while establishing club record for most in season by right-handed batter (previous record of 47 was set by Adam Comorosky in 1947).
- Led all Major League hitters with .388 home batting avg....
- also led league in batting avg. vs. left-handers (.442) and finished 2nd in batting avg. with runners in scoring position (.386)...ranked 3rd in hits.
- Struck out once every 12.2 plate appearances, 10th-best mark in league.
- Became 2nd player since divisional play began in 1969 to collect 85 or more RBI while hitting no more than 6 home runs (also Cleveland's Julio Franco in 1985).
- Moved into starting lineup for remainder of season May 2 (Joe Randa went on DL with foot injury).
- Was ejected by home plate umpire Rick Reed for arguing called third strike June 10 at San Francisco.
- Ended June 29 contest against White Sox with walkoff home run in 9th inning off Cliff Politte - win also snapped Pittsburgh's 13-game losing streak.
- Had .361 batting avg. at All-Star break (2nd-highest by Bucco player at break in divisional play since Orlando Merced hit .362 in 1993).
- Had 2-run walkoff single while recording 2nd 4-RBI game Aug. 30 vs. Chicago-NL.
- Tallied 50th 2B Sept. 20 at Los Angeles, becoming just 2nd player in club history to produce 50 2-baggers in season (also Paul Waner in 1928, 1932 and 1936).
- Reached 200-hit plateau with 2-hit performance in final game Oct. 1 vs. Cincinnati.
- Was named Roberto Clemente Award winner by Pittsburgh chapter of *Baseball Writers Association of America*; an award presented annually to team MVP since 1973.

### Highest Fielding Pct. as 2nd Baseman From 2005-10

Rank	Player	FPct.
1.	Placido Polanco	.994
2.	Mark Ellis	.993
3.	Jamey Carroll	.992
4.	Dustin Pedroia	.990
5.	Mark Grudzielanek	.990
6.	<b>Freddy Sanchez</b>	<b>.990</b>
7.	Brandon Phillips	.988

**2005****Spent 1st full season in Majors with Pittsburgh, batting .291 (132-for-453) in 132 games.**

- Made 65 appearances (55 starts) at 3rd base, 58 appearances (39 starts) at 2nd base and 11 appearances (6 starts) at shortstop...made 4 errors (2 throwing/2 fielding) while playing 3rd base and 2 throwing errors while playing 2nd base.
- Made 1st career appearance on an Opening Day roster.
- Delivered game-winning triple as pinch hitter April 23 at Chicago-NL, 1st 3-bagger of his career.
- Took 9 stitches to his left hand after being hit by Felipe Lopez' broken bat in final play of game May 27 at Cincinnati (his throw home from shortstop just missed getting Javier Valentin out at plate).
- Produced 10th inning walkoff single May 30 vs. Florida.
- Missed 5-consecutive games with left hamstring injury from June 19-23.
- Took Doug Davis deep for 1st career home run July 3 at Milwaukee.
- Connected off Aaron Harang for 1st career leadoff home run Sept. 27 vs. Cincinnati.
- Hit safely in 31 of his last 35 games (beginning on Aug. 25), going 51-for-150 (.340) with 12 2Bs, 4 HRs, 12 RBI, 20 runs scored and 16 multi-hit contests.
- His 51 hits from Aug. 25 thru end of season ranked 4th among all NL players behind Philadelphia's Jimmy Rollins (60), San Francisco's Randy Winn (59) and St. Louis' David Eckstein (55).
- Finished season with career-best and team-high 17-game hitting streak, going 29-for-76 (.382).

**2004****Began season on Pittsburgh's 15-day disabled list recovering from removal of bone spur in right ankle...spent close to 3 months at club's Extended Spring Training program in Bradenton, FL.**

- Began rehab assignment with triple-A Nashville June 20...was recalled from rehab assignment, reinstated from DL and optioned to Nashville July 9...remained sidelined at triple-A until July 30 due to right quadriceps strain.
- Hit just .204 (10-for-49) in 1st 23 games with Nashville, including rehab assignment.
- Was recalled by Pittsburgh Sept. 7...made debut with Pirates Sept. 9 vs. Houston (game 2); played final 2.0 innings at shortstop and made error on 1st ball hit to him.
- Made 1st start (2nd base) Sept. 19 vs. New York-NL (Game 2) and went 1-for-3 with RBI.
- Made total of 4 appearances (1 start) at shortstop, 3 appearances (2 starts) at 2nd base and 1 appearance at 3rd base.
- Participated in Arizona Fall League and hit .364 (39-for-107) with 10 2Bs, 3 HRs and 21 RBI in 28 games with Peoria Saguaros...led club in batting and 2Bs...ranked 5th in league in hitting and 5th with .444 on-base pct...also ranked 3rd in runs scored.

**2003****Spent brief amount of time at Major League level for Boston, appearing in just 20 games.**

- Began season with triple-A Pawtucket (Red Sox).
- Reached base safely in his 1st 17 games and hit .402 (33-for-82) in 22 games during month of April.
- Was recalled by Boston May 30 to replace Shea Hillenbrand...was leading International League with .476 on-base pct. and was tied for league lead in batting average (.384) and runs scored (38) at time of his recall.
- Made 1st career start at 3rd base June 7 at Milwaukee...his pinch-double off St. Louis' Dustin Hermanson at Fenway Park was his 1st big league extra-base hit.
- Started at 3rd base June 14 at Houston and recorded 10 assists, 1 shy of 9-inning Major League record.
- Was optioned back to triple-A July 17 and hit just .212 (11-for-52) in his final 13 games with Pawtucket.
- Was acquired by Pittsburgh July 31 and was assigned to Nashville.
- Missed remainder of season due to tendonitis in his right ankle...had surgery in California (Dr. Saul Bernstein) to remove small spur from right ankle Nov. 11.

**2002****Led all Boston minor leaguers with .318 batting avg. (157-for-494) and 24 stolen bases.**

- Began season with double-A Trenton (Red Sox).
- Set club record and posted Eastern League's longest hitting streak by hitting safely in 27-straight games from May 15-June 24...reached base safely in each of his final 43 games with Trenton.
- Participated in double-A All-Star Game and homered in his 1st at-bat.
- Was promoted to Pawtucket July 16, where he made 37 appearances at shortstop and 11 at 2nd base.
- Garnered International League Player of Week honors for week of Aug. 19-25, after hitting .484 (15-for-31) with 6 runs scored, 3 2Bs, 2 HRs and 6 RBI in 7 games.
- Hit .301 in 45 triple-A games before being recalled by Boston Sept. 9.
- Made Major League debut Sept. 10 at Tampa Bay and had 2-run, pinch-single off Steve Kent for 1st big-league hit.
- Made 5 appearances (3 starts) at 2nd base and 5 appearances (1 start) at shortstop for Red Sox.
- Was honored by Red Sox as organization's triple-A Player-of-Year in pre-game ceremony Sept. 28.
- Was ranked as Eastern League's 10th-best prospect by *Baseball America* in October.
- Played winter ball for Navajoa Mayos in Mexico.

**2001**

**Attended Spring Training with Boston as non-roster invitee, however, split year between Class A Advanced Sarasota and double-A Trenton.**

- > Led all minor league shortstops with .334 batting avg. (153-for-458). (40-for-115)...ranked 5th in hitting...also finished among league leaders in on-base pct. (.425) and slugging pct. (.343) while playing for Grand Canyon Rafter's.
- > Participated in Arizona Fall League, where he hit .348

**2000**

**Split season between short-season Lowell and Class A Augusta after being selected by Boston in 11th round of June draft...hit .295 with 29 RBI in 64 games with both clubs.**

**A GIANT IN THE COMMUNITY**

- > Was recipient of 2006 Roberto Clemente Award, an award given annually since 1973 by Pittsburgh chapter of BBWAA to team's Most Valuable Player.
- > Received "Shining Star Award" from Oklahoma City University on Nov. 4, 2006, an award reserved for alumni who bring positive publicity to school.
- > Was 2006 recipient of Tony Conigliaro Award, presented by Boston BBWAA to Major League player who has overcome adversity through attributes of spirit, determination and courage that were trademarks of Tony C.

**PERSONAL**

- > Married (Alissa)...two sons, Evan (April 19, 2005) and Ryan (January 26, 2008).
- > Is 1996 graduate of Burbank (CA) High School, where he was 3-year varsity player...hit .419 and drove in 18 runs while being named Foothill League MVP during his senior season...was rated as No. 3 prospect from area high schools.
- > Attended Glendale (CA) Community College...batted .407 in Western State Conference with 10 HRs and 33 RBI as freshman to lead team to co-championship and its 1st playoff appearance since 1981...was named Western State Conference co-MVP and Western State Conference Southern Division Player-of-the-Year as sophomore.
- > Transferred to Dallas Baptist University as junior, where he played in NAIA World Series and was named shortstop on All-Tournament team.
- > Transferred to Oklahoma City University in 2000 and hit .434 with 13 HRs and 59 RBI while committing just 9 errors in 222 total chances at shortstop...was also named NAIA All-American as senior...was inducted into university's Athletic Hall of Fame in Nov. of 2006.
- > Played on same summer league team as Jack Wilson in high school (Freddy played shortstop and Jack played 2nd base).



Freddy Sanchez

## FREDERICK (FREDDY) PHILLIP SANCHEZ

Year	Club	AVG	G	AB	R	H	2B	3B	HR	RBI	SH	SF	HP	BB-I	SO	SB-CS	E	SLG	OBP
2000	Lowell-A	.288	34	132	24	38	13	2	1	14	2	0	3	9-0	16	2-4	4	.439	.347
	Augusta-A	.303	30	109	17	33	7	0	0	15	4	0	1	11-0	19	4-0	3	.367	.372
2001	Sarasota-A	.339	69	280	40	95	19	4	1	24	3	3	2	22-1	30	5-3	17	.446	.388
	Trenton-AA	.326	44	178	25	58	20	0	2	19	2	1	2	9-0	21	3-1	9	.472	.363
2002	Trenton-AA	.328	80	311	60	102	23	1	3	38	5	4	5	37-0	45	19-3	16	.437	.403
	Pawtucket-AAA	.301	45	183	25	55	10	1	4	28	5	2	3	12-0	21	5-3	13	.432	.350
2003	Boston	.188	12	16	3	3	0	0	0	2	0	0	0	2-0	3	0-0	0	.188	.278
	Pawtucket-AAA	.341	58	211	46	72	17	0	5	25	5	0	2	31-0	36	8-0	4	.493	.430
2004	Boston	.235	20	34	6	8	2	0	0	2	0	0	0	0-0	8	0-0	0	.294	.235
	Nashville-AAA	.400	1	5	1	2	1	0	0	0	0	0	0	0-0	1	0-0	0	.600	.400
2005	Nashville-AAA	.264	44	125	10	33	7	1	1	11	2	1	1	11-0	17	4-1	1	.360	.326
	Pittsburgh	.158	9	19	2	3	0	0	0	2	1	0	0	0-0	3	0-0	1	.158	.158
2006	Pittsburgh	.291	132	453	54	132	26	4	5	35	4	3	5	27-1	36	2-2	6	.400	.336
2007	Pittsburgh	*.344	157	582	85	200	*53	2	6	85	3	9	7	31-6	52	3-2	10	.473	.378
2008	Indianapolis-AAA	.500	1	2	1	1	1	0	0	0	0	0	0	2-0	0	0-0	0	1.000	.750
	Pittsburgh	.304	147	602	77	183	42	4	11	81	2	9	8	32-2	76	0-1	9	.442	.343
2009	Pittsburgh	.271	145	569	75	154	26	2	9	52	8	6	4	21-1	63	0-1	7	.371	.298
	Pittsburgh	.296	86	355	45	105	28	3	6	34	2	3	2	20-4	60	5-1	2	.442	.334
2010	San Francisco	.284	25	102	11	29	1	0	1	7	2	1	0	2-0	16	0-0	3	.324	.295
	Fresno-AAA	.333	3	9	1	3	1	0	0	0	0	0	0	1-0	1	0-0	0	.444	.333
2010	San Jose-A	.667	3	9	6	6	5	0	0	4	0	0	1	3-0	0	0-0	0	1.222	.769
	Fresno-AAA	.273	4	11	1	3	0	0	0	0	0	0	0	2-0	3	0-1	0	.273	.385
	San Francisco	.292	111	431	55	126	22	1	7	47	8	5	3	32-1	68	3-1	4	.397	.342
Minor Totals		.320	416	1565	257	501	124	9	17	178	28	11	20	150-1	210	50-16	68	.443	.384
A.L. Totals		.220	32	50	9	11	2	0	0	4	0	0	0	2-0	11	0-0	0	.260	.250
N.L. Totals		.299	812	3113	404	932	198	16	45	343	30	36	29	165-15	374	13-8	42	.417	.337
S.F. Totals		.291	136	533	66	155	23	1	8	54	10	6	3	34-1	84	3-1	7	.383	.333
M.L. Totals		.298	844	3163	413	943	200	16	45	347	30	36	29	167-15	385	13-8	42	.414	.335

\* Led League

## DIVISION SERIES RECORD

Year	Club, Opp	AVG	G	AB	R	H	2B	3B	HR	RBI	SH	SF	HP	BB-I	SO	SB-CS	E	SLG	OBP
2010	SF vs. ATL	.125	4	16	2	2	0	0	0	0	0	0	1	1-0	3	0-0	0	.125	.222

## CHAMPIONSHIP SERIES RECORD

Year	Club, Opp	AVG	G	AB	R	H	2B	3B	HR	RBI	SH	SF	HP	BB-I	SO	SB-CS	E	SLG	OBP
2010	SF vs. PHI	.320	6	25	1	8	1	0	0	0	2	0	0	0-0	3	0-0	0	.360	.320

## WORLD SERIES RECORD

Year	Club, Opp	AVG	G	AB	R	H	2B	3B	HR	RBI	SH	SF	HP	BB-I	SO	SB-CS	E	SLG	OBP
2010	SF vs. TEX	.273	5	22	2	6	3	0	0	3	0	0	0	0-0	2	0-0	0	.409	.273

## ALL-STAR GAME RECORD

Year	Club, Site	AVG	G	AB	R	H	2B	3B	HR	RBI	SH	SF	HP	BB-I	SO	SB-CS	E	SLG	OBP
2006	NL, Pittsburgh	.000	1	2	0	0	0	0	0	0	0	0	0	0-0	0	0-0	0	.000	.000
2007	NL, SF	.000	1	1	0	0	0	0	0	0	0	0	0	0-0	0	0-0	0	.000	.000
2009	NL, St. Louis	- Did Not Play -																	
ASG Totals		.000	2	3	0	0	0	0	0	0	0	0	0	0-0	0	0-0	0	.000	.000

## CAREER TRANSACTIONS

- Selected by Atlanta in 30th round of 1996 First-Year Player Draft; did not sign.
- Selected by Boston in 11th round of 2000 First-Year Player Draft. Signed by Ernie Jacobs.
- Acquired by Pittsburgh from Boston on July 31, 2003, along with minor league pitcher Mike Gonzalez in exchange for pitcher Jeff Suppan and Brandon Lyon and minor league pitcher Anastacio Martinez.
- Placed on Disabled List after recovering from right ankle surgery, April 1-July 9, 2004 (including rehabilitation assignment with Nashville).
- Placed on Disabled List with sprained ligament in right knee, March 31-April 8, 2007 (including rehabilitation assignment with Indianapolis).
- Signed 2-year extension with Pittsburgh on Feb. 2, 2008.
- Acquired by San Francisco on July 29, 2009 in exchange for minor league RHP Tim Alderson.
- Placed on Disabled List with right shoulder strain, Aug. 25-Sept. 7, 2009 (included rehabilitation assignment at triple-A Fresno).
- Signed 2-year contract extension with San Francisco, Oct. 30, 2009.
- Placed on Disabled List, recovering from left shoulder surgery, April 4-May 19, 2010 (included rehabilitation assignment at Class A Advanced San Jose and triple-A Fresno).

## CAREER FIELDING

Position	PCT.	G	PO	A	E	TC	DP
2nd Base	.990	588	1193	1450	27	2670	410
3rd Base	.980	172	102	385	10	497	43
Shortstop	.975	55	66	128	5	199	29

## CAREER HIGHS

- Hits:** 6, May 25, 2009 at CHC (w/PIT)
- Runs:** 4 (2x), last: Aug. 24, 2010 vs. CIN (w/SF)
- Doubles:** 3, April 13, 2009 vs. HOU (w/PIT)
- Triples:** 1 (16x), last: July 7, 2010 at MIL (w/SF)
- Home Runs:** 1 (45x), last: Sept. 26, 2010 at COL (w/SF)
- RBI:** 5 (2x), last: Aug. 28, 2007 vs. CIN (w/PIT)
- Walks:** 3, Aug. 2, 2007 vs. STL (w/PIT)
- Stolen Bases:** 2, May 9, 2009 at NYM (w/PIT)
- Longest Hitting Streak:** 17 games, Sept. 16-Oct. 2, 2005 (w/PIT)

## CAREER HOME RUN CHART

- Multi-HR Games (0)**
- 3-HR Games (0)**
- Grand Slams (2)**  
August 28, 2007 (Gm 1) vs. CIN (off Elizardo Ramirez) (w/PIT)  
June 13, 2009 vs. DET (off Nate Robertson) (w/PIT)
- Pinch-Hit (0)**
- Inside-the-Park (1)**  
July 21, 2008 at HOU (off Tim Lincecum) (w/PIT)
- Game Ending (1)**  
June 29, 2006 vs. CWS (off Cliff Politte) (w/PIT)
- Leadoff (1)**  
September 17, 2005 vs. CIN (off Aaron Harang) (w/PIT)



Freddy Sanchez

# Hector Sanchez

## CATCHER

**Birthdate:** November 17, 1989  
**2011 Opening Day Age:** 21  
**Birthplace:** Maracay, Aragua, Venezuela  
**Resides:** Maracay, Aragua, Venezuela  
**Bats:** Switch **Throws:** Right  
**Height:** 5-11 **Weight:** 225  
**M.L. Service:** None  
**How Obtained:** Signed by Giants as non-drafted free agent, July 12, 2006  
**Contract Status:** Non-Roster Invitee



Sanchez, H.

## CAREER

21-year-old enters 5th professional season with Giants, having seen action with DSL-Giants, ARL-Giants and Class A Augusta, posting .300 avg. (226-for-753) with 14 HRs and 134 RBI in 221 games.

- > Has thrown out 38.9% (68-of-175) base runners during his minor league career.
- > Led Dominican Summer League with .348 avg. (72-for-207) and 63 RBI in 2008.
- > Was signed by Giants as non-drafted free agent, July 12, 2006.

## 2010 SEASON

Batted .274 (85-for-310) with 20 2Bs, 5 HRs and 31 RBI for Class A Augusta.

- > Threw out 32-of-84 (38.1%) attempted base stealers.
- > Had stellar month of July, posting .311 avg. (23-for-74) with 6 2Bs, HR, 9 RBI and .363 on-base pct.
- > Logged 11-game hitting streak June 29-July 14, batting .429 (18-for-42) during span.

## 2009

Caught 33 games with ARL-Giants and finished with .299 avg. (35-for-117), 8 2Bs and 22 RBI.

- > Finished as 2nd-highest run producer on ARL-Giants, behind Jesse Shriver's 24 RBI.

## 2008

Posted best season of his young professional career while hitting DSL-best .348 (72-for-207).

- > Was one of top players in Dominican Summer League, leading league with .348 batting avg. (72-for-207) and 63 RBI.

## 2007

Made his professional debut after signing with Giants as 16-year old non-drafted free agent and proceeded to hit .286 (34-for-119) in 44 games.

## PERSONAL

- > Single.

## HECTOR ENRIQUE SANCHEZ

Year	Club	AVG	G	AB	R	H	2B	3B	HR	RBI	SH	SF	HP	BB-I	SO	SB-CS	E	SLG	OBP
2007	DSL-Giants-R	.286	44	119	10	34	10	0	4	18	4	0	4	19-0	15	2-2	3	.471	.401
2008	DSL-Giants-R	*.348	55	207	40	72	14	3	4	63	1	2	8	36-2	29	4-1	7	.502	.458
2009	ARL-Giants-R	.299	33	117	13	35	8	1	1	22	0	1	5	16-0	21	0-0	5	.410	.403
2010	Augusta-A	.274	89	310	29	85	20	1	5	31	2	0	1	28-2	50	0-2	9	.394	.336
<b>Minor Totals</b>		<b>.300</b>	<b>221</b>	<b>753</b>	<b>92</b>	<b>226</b>	<b>52</b>	<b>5</b>	<b>14</b>	<b>134</b>	<b>7</b>	<b>3</b>	<b>18</b>	<b>99-4</b>	<b>115</b>	<b>6-5</b>	<b>24</b>	<b>.438</b>	<b>.393</b>

\*Led League

## CAREER TRANSACTIONS

- Signed by San Francisco as non-drafted free agent, July 12, 2006.

# Jonathan Sanchez

## LEFT-HANDED PITCHER

**Birthdate:** November 19, 1982

**2011 Opening Day Age:** 28

**Birthplace:** Mayaguez, Puerto Rico

**Resides:** Sabana Grande, Puerto Rico

**Bats:** Left      **Throws:** Left

**Height:** 6-0      **Weight:** 198

**M.L. Service:** 4 years, 71 days

**How Obtained:** Giants' 27th round selection in 2004 First-Year Player Draft

**Contract Status:** Signed through 2011



- > Tossed 13th no-hitter in franchise history July 10, 2009 vs. San Diego
- > Is 4th left-handed pitcher to pitch no-hitter for Giants
- > Has 4th-most strikeouts (539) by left-handed pitcher in Majors since 2008
- > Fanned 205 batters in 2010, becoming 2nd LHP in SF-era history with 200+ Ks in single season
- > Named 2006 *USA Today* Organizational Player of Year

### CAREER

**5-year big league veteran has established himself as one of league's top strikeout pitchers, fanning 9.18 batters per 9.0 innings, 2nd-best average in Majors to only teammate Tim Lincecum since 2006.**

- > Weaved his way in and out of Giants' starting rotation throughout his career, however has solidified his status over last 3 campaigns as one of SF's top starting pitchers, averaging 30 starts per season since 2008.
- > Ended franchise streak of 32-straight seasons without no-hitter, with his no-no on July 10, 2009 vs. San Diego... was 1st no-no by Giants pitcher since John Montefusco's on Sept. 29, 1976 at Atlanta Sanchez became 4th left-handed pitcher to toss no-hitter for Giants.
- > Has struck out 634 batters in 606.2 Major League innings over last 5 campaigns, with those 634 Ks ranking as 11th-most among big league left-handers.
- > Has logged 9.36 strikeouts per 9.0 innings (567so, 545.0ip) as starter in his career.
- > Has 7 career double-digit strikeout games.
- > Is just 4th Giants left-hander in franchise history to have at least 200 strikeouts in single season (Cy Seymour, 1898, 239 Ks; Rube Marquard, 1911, 237 Ks; and Sanchez, 2010, 205 Ks).
- > Has limited left-handed hitters to .214 avg. against (113-for-527) and only 16 HRs in his big league career.
- > Named 2006 *USA Today* Organizational Player of Year.
- > Was tabbed as 2nd-best prospect in Giants chain prior to 2007 by *Baseball America*.
- > Was named to Puerto Rico's provisional roster for inaugural World Baseball Classic in 2006 and 2009.
- > Was SF's 27th round selection in 2004 First-Year Player Draft out of Ohio Dominican (Columbus, OH) College.

### 2010 SEASON

**Worked career-high 193.1 innings and set personal bests with 13 wins and 205 strikeouts in 33 starts...overall, went 13-9 with 3.07 ERA (66er, 193.1ip) and .204 (142-for-696) avg. against for San Francisco.**

- > Giants went 21-12 in his starting assignments...was easily most wins that Giants have ever had in Sanchez's starts... club went 12-17 in 2009, 15-14 in 2008, 1-3 in 2007 and 2-2 in 2006.
- > Led NL with 96 walks allowed...gave up 4.47 walks per 9.0 innings, which was also highest figure in NL.
- > Struck out 205 batters (8th-most in NL), reaching 200 mark for 1st time in his career...became just 2nd left-handed pitcher in SF-era history to record 200-or-more strikeouts in single season and 1st southpaw SF hurler to accomplish feat since Ray Sadecki fanned 206 batters in 1968.
- > Became just 4th Giants left-hander in franchise history to have at least 200 strikeouts in single season (Cy Seymour, 1898, 239 Ks; Rube Marquard, 1911, 237 Ks).
- > Joined Tim Lincecum (231 strikeouts) as just 4th pair of teammates in SF-era history to have 200+ strikeouts in one season, joining Juan Marichal (222 Ks) and Gaylord Perry (201 Ks) in 1966, Marichal (218 Ks) and Ray Sadecki (206 Ks) in 1968 and Perry (233 Ks) and Marichal (205 Ks) in 1969...Philadelphia's Roy Halladay (219 Ks) and Cole Hamels (211 Ks) were only other set of teammates to fan 200-or-more batters in 2010.
- > Also joined Lincecum as 1st right-handed/left-handed Giants tandem to each post at least 200 Ks in same season since Juan Marichal and Ray Sadecki did it in 1968.
- > His 9.54 strikeouts per 9.0 innings was 3rd-best figure in NL, behind teammate Tim Lincecum (9.79) and Milwaukee's Yovani Gallardo (9.73).
- > Held NL hitters to lowest avg. in Majors, fashioning .204 clip (142-for-696)...allowed just 6.61 hits per 9.0 innings, which was also lowest in NL.
- > Limited San Diego to 1 hit through 7.0 innings on April 20

at PETCO Park, however was charged with loss in SF's 1-0 defeat...since 1900, only 3 other Giants pitchers lost game in which they appeared in at least 7.0 innings and allowed no more than 1 hit: Matt Cain (2007), Ferdie Schupp (1916) and Red Ames (1911).

- Reached 10-win plateau for 1st time in his career Sept. 5 at Los Angeles-NL on ESPN's "Sunday Night Baseball"...defeated Dodgers for 1st time in 10 career starts, tossing 7.0-shutout innings while giving up just 3 hits in SF's 3-0 victory...coming into game, Sanchez had an 0-5 career record against Dodgers, and his 6.04 ERA (32er, 47.2ip) in his 13 games (9 starts) against LA-NL was highest figure among active pitchers (minimum: 30 innings vs. LA-NL).
- Was one of best NL starters in season's final month, going 4-1 with 1.03 ERA (5er, 43.2ip) over his last 7 starts...his ERA beginning Aug. 30 was 2nd-lowest in league, behind Chicago-NL's Carlos Zambrano (0.97).

### POSTSEASON HIGHLIGHTS

**Logged 0-2 record with 4.05 ERA (9er, 20.0ip) in 4 postseason starts.**

- Made his postseason debut on Oct. 10 vs. Atlanta in Game 3 of LDS and proceeded to strike out 11 batters in 7.1 innings...marked most Ks in single game in postseason by Giants left-hander in franchise history (since 1900)...only other LH Giants pitcher to fan 10-or-more in post-season game was Carl Hubbell (10 Ks on Oct. 3, 1933 vs.

- Established career-high with 12 strikeouts Sept. 16 vs. Dodgers in SF's 10-2 victory...allowed just 4 hits and 1 run in 7.0 innings and didn't walk batter for 2nd time in 30 starts...threw 90 pitches, 67 for strikes...his 74.4 strike pct. was highest of his career in start...also did not have any 3-ball counts, another 1st in his career as starter.
- Posted his best 2nd half of his career going 6-3 with 2.61 ERA (26er, 89.2ip).
- Tossed back-to-back quality starts just twice all year (April 14-20, Aug. 30-Sept.5) and had just 14 quality starts overall.
- Pitched Giants back into playoffs after 6-year absence and provided clutch hit, beating San Diego 3-0 to seal NL West title on regular season's final day on Oct. 3...Sanchez pitched into 6th inning and gave up just 3 hits while walking 5...he contributed with his bat, hitting triple off Mat Latos and scoring game's 1st run in 3rd inning.

### 2009

**Went 8-12 with 4.24 ERA (77er, 163.1ip) in 32 games (29 starts) for San Francisco...however, his season was turned around with his July 10 start against San Diego at AT&T Park in which he tossed 13th no-hitter in franchise history.**

- Recorded career-high 177 strikeouts, 13th-most in National League...averaged 9.75 strikeouts per 9.0 innings, which was 4th-most in league, behind teammate Tim Lincecum (10.42), Milwaukee's Yovani Gallardo (9.89) and Atlanta's Javier Vazquez (9.77).
- Also ranked 4th for having lowest opponents avg. against with .221 clip (135-for-612)...only Los Angeles'-NL Clayton Kershaw (.200), Tim Lincecum (.206) and Milwaukee's Yovani Gallardo (.219) had lower marks than Sanchez.
- His run support average of just 3.69 was 4th-lowest in NL and 2nd-lowest on Giants' staff behind Barry Zito (3.38)...was perfect 7-0 when Giants supported him with 3+ runs in game.
- Began year pitching for Puerto Rico in World Baseball Classic, going 1-0 with 4.05 ERA (3er, 6.2ip) in 2 starting assignments...returned to Scottsdale Stadium following

team's elimination to resume his workouts over final 2 weeks of spring.

- Made SF's Opening Day roster for 3rd-consecutive season.
- Was skipped for one turn in starting rotation due to pair of off days that Giants had April 20 and 23...was moved back into rotation April 28 and made start that night against Dodgers at AT&T Park, receiving no decision in Giants' 5-3 defeat.
- Was temporarily moved to bullpen beginning June 28 after going 2-8 through his 1st 10 decisions...club promoted rookie RHP Ryan Sadowski to take his place in rotation...Sanchez pitched 9th inning in his new relief role in that June 28 contest in Milwaukee with Giants leading 7-0...hit Prince Fielder with his 1st pitch...Fielder had raised his arms triumphantly after his game-winning hit

## Giants Gems

- Jonathan made his Major League debut with the Giants on May 28, 2006 against the Colorado Rockies becoming the 2nd player from Lajas, Puerto Rico to reach the Major Leagues (following Robinson Cancel) and the 1st pitcher. The 1st 3 batters he faced were Todd Helton, Matt Holliday and Garrett Atkins.
- When he was young, his **nickname was Randy Johnson** because he had long hair. It turned out Johnson would play a part in Sanchez's no-hitter. Johnson mentored Sanchez when the young pitcher struggled during the 2009 season and was demoted to the bullpen. The only reason Sanchez got the start that day was that Johnson went on the disabled list with a strained shoulder.
- The day after the no-hitter, Sanchez arrived in the Giants clubhouse with a Mohawk-like haircut. He had promised to do it when he pitched his first complete game.

night before, but Sanchez said pitch wasn't intentional... he then retired his next 3 hitters, all via strikeout.

- > Was moved back into starting rotation after news that Randy Johnson had strained his throwing shoulder, opening spot, between Lincecum and Cain in Giants' pitching order.
- > In his 1st start since being moved to 'pen tossed 13th no-hitter in franchise history and 5th in SF-era history July 10 vs. San Diego in Giants' 8-0 victory...was throwing perfect game through 7.1 innings before Chase Headley hit hard groundball to 3rd baseman Juan Uribe, who was charged with error on play...Sanchez did not issue walk and struck out career-high 11 batters.
- > Was 256th no-hitter in ML history and it ended Giants' streak of 32-straight seasons without no-hitter, 3rd-longest in Majors entering 2009...Mets and Padres have never had no-no.
- > Was 1st no-hitter by Giants pitcher since John Montefusco's (Sept. 29, 1976 at Atlanta).
- > Became 4th LH pitcher to toss no-hitter for Giants and 1st since Carl Hubbell pitched one for New York Giants against Pittsburgh on May 8, 1929...Rube Rube Marquard (1915) and Hooks Wiltse (1908) are only other southpaws to achieve feat for Giants.
- > Marked 1st no-hitter by Giants pitcher at home since Ed Halicki (Aug. 24, 1975 vs. New York Mets at Candlestick Park).
- > According to *Elias*, Sanchez became 6th pitcher since 1900 to pitch no-hitter without allowing BB and striking out at least 11 batters...other pitchers to accomplish feat are Sandy Koufax in 1965, Catfish Hunter in 1968, Len Barker in 1981, David Wells in 1998 and Randy Johnson

## 2008

**Came into his own in 1st Half, entering Spring Training battling for 5th spot in rotation and winning 8 games before Break, but tailed off in 2nd Half, winning just 1 of 8 decisions...overall, went 9-12 with 5.01 ERA (88er, 158.0ip) in 29 games (all starts) for San Francisco.**

- > Ranked 7th among NL southpaws with 157 strikeouts (22nd overall).
- > Had 2nd-highest run support average on club with 4.84 mark (85 total runs).
- > Had 2 very different halves to season, going 8-5 with 3.97 ERA (49er, 111.0ip) and .237 avg. against in 19 1st Half assignments, but then posted 1-7 mark with 7.47 ERA (39er, 47.0ip) and .303 avg. against in 10 2nd Half outings.
- > Missed about 2 weeks from Aug. 16-Sept. 1 with left shoulder sprain.
- > Registered 115 strikeouts before Break, most by SF-era left-hander, surpassing Shawn Estes' 114 punchouts in 1998.
- > Was named NL Player of Week June 22-29 after going 2-0 with 1.23 ERA.
- > Went 5-1 with 3.10 ERA (14er, 40.2 ip) in 6 June starts to tie for most wins among ML hurlers (ML's Manny Parra, LAA's John Lackey and STL's Kyle Lohse)...last Giant to post 5 wins in month was Noah Lowry (5-0, Aug., 2005).
- > Had 2 different 10-strikeout performances (April 9 vs. SD and April 25 vs. CIN) to become 1st Giants lefty to register double digits at least twice in campaign since Estes accomplished feat 3 times in 1998.
- > Giants won 13 of his 1st 17 outings, but then lost 10 of his final 12 starts.

in 2004...all of previous 5 were perfect games.

- > Sanchez became 1st Giants pitcher to take perfect game into 8th inning since RHP Bill Swift on June 17, 1993 at Cincinnati in SF's 5-1 win...Swift allowed leadoff single to former Giant Kevin Mitchell in 8th (*Elias*).
- > Prior to his no-no, Sanchez had never thrown more than 8.0 innings in game in his career...was his 1st complete game and complete-game shutout.
- > Sanchez' father, Sigfredo, who traveled from Puerto Rico, was sitting in stands that night watching his son start Major League game in person for very 1st time...only other time he had seen Sanchez pitch in Majors was against Mets in New York when he was pitching out of bullpen.
- > Eli Whiteside became only 2nd rookie catcher to catch no-hitter since 1995...Geovany Soto caught Carlos Zambrano's no-no last season (*Elias*)...Whiteside is 1st Giants catcher to catch no-no since Gary Alexander in 1976.
- > Was named co-NL Player of Week with St. Louis' Ryan Ludwick for week of July 6-12 after tossing no-hitter... was his 2nd career player of week honor (also June 23-29, 2008).
- > Was July nominee for Major League Baseball's Clutch Performer of Month.
- > Earned 5th win of year holding Astros scoreless for 7.0 innings Aug. 4...victory for Sanchez snapped his personal 9-game road losing streak dating back to 2008...was tied for 2nd-longest road losing skid in SF-era history behind Mike LaCoss' 10 games from June 29, 1986-April 12, 1987...was his 1st win away from AT&T since Sept. 17, 2008 (span of 12 games and 10 starts between road wins).

## Major League Leaders 2008-10 (As Left-handed Pitcher)

### Opponents Avg. Against

Rank	Player	Opp. .Avg
1.	Clayton Kershaw	.221
2.	<b>Jonathan Sanchez</b>	<b>.226</b>
3.	David Price	.227
4.	Ted Lilly	.235
5.	<b>Johan Santana</b>	<b>.237</b>

### Strikeouts

Rank	Player	SOs
1.	CC Sabathia	645
2.	Jon Lester	602
3.	Cole Hamels	575
4.	<b>Jonathan Sanchez</b>	<b>539</b>
5.	Cliff Lee	536

- Recorded career-best 4-game winning streak May 28-June 12, fashioning 3.96 ERA (11er, 25.0ip) and .260 avg. against (25-for-96) over that 4-start stretch.
- Had no-hitter through 5.0 innings June 17 vs. Detroit, while he later went on to work 7.0 innings (3er) while striking out 8 Tigers...however, was tagged with loss in SF's 5-1 setback.
- Posted career-long 6-game losing skid July 9-Sept. 1, surrendering 6.43 ERA (25er, 35.0ip) over 7-start span...lost 6th game of that stretch Sept. 1 at Colorado, his 1st start since Aug. 11 due to Disabled List stint...was activated from DL prior to game and tossed quality outing, allowing 3 runs over 7.0 innings with 6 strikeouts, but Giants fell 4-0.
- Snapped career-long streak with victory Sept. 12 at San Diego, logging 6.0-plus frames (6h, 2er, 2bb, 6so, 1hr) in SF's 5-2 victory over Jake Peavy.

## 2007

**Made 1st career Opening Day roster, and spent majority of season in SF bullpen before making 4 Sept. starts...overall, went 1-5 with 5.88 ERA (34er, 52.0ip) in 33 games for Giants.**

- Was also optioned to triple-A Fresno May 21-June 6 and Aug. 11-30, although latter was to stretch out arm for starting role.
- Despite not making relief appearance after Aug. 10, finished 9th among NL relievers with avg. of 10.85 strikeouts per 9.0 innings (43so, 35.2ip).
- Suffered rib cage strain in early July, which plagued him for remainder of season...was on DL July 4-18 with ailment, including 2-game rehab stint with Class A Advanced San Jose (July 14-16).
- Went 0-3 with 7.16 ERA (13er, 16.1ip) in 4 starts, but did strike out 7 batters in pair of opening assignments...was forced to leave Sept. 18 start in Arizona after just 1.0 inning with recurrence of rib cage strain, and did not pitch again.
- Collected 1st ML hit June 13 vs. Toronto, RBI-2B off Dustin McGowan.

## 2006

**Entered year having not pitched above low single-A level, but went 3-1 with 4.95 ERA in 27 games (4 starts) at Major League level for San Francisco.**

- Opened campaign in starting role with double-A Connecticut, before being switched to reliever and back to starter by end of season.
- Giants were 2-2 in his 4 starts, while he was 1-1 with 7.36 ERA (15er, 18.1ip)...struggled in his last 4 assignments (3 starts), surrendering 11.04 ERA (18er, 14.2ip) and .333 avg. against (22-for-66).
- Made big league debut with perfect frame May 28 vs. Colorado.
- Opened ML career scoreless in his initial 13 outings...his 12.2-shutout innings during stretch marked longest scoreless string of year by SF reliever...tossed 7.1-hitless innings to open career.
- Recorded 1st career win June 4 at New York-NL.
- Had contract purchased from Connecticut May 26 and remained with big league club until July 29, when he was optioned to Fresno to return to starting role.
- Was recalled Sept. 1 when rosters were expanded.
- Won 1st big league start Sept. 6 at Cincinnati...limited Reds to 1 run over 5.2 innings of 3-2 triumph.
- Went 2-2 with 3.80 ERA (10er, 23.2ip) in 6 starts for Fresno, striking out 28 and holding Pacific Coast League batters to .163 avg. (13-for-80).
- Was dominating Eastern League for Connecticut, going 2-1 with 2 saves and 1.15 ERA in 13 games (3 starts).
- Pitched for Carolina in Puerto Rico Winter League, going 1-1 with 2.42 ERA in 4 starts.

## No Hitters by Left-Hander in Giants Franchise History

Player	Date	Opp.	Score
Hooks Wiltse	July 4, 1908	PHI	1-0
Rube Marquard	April 15, 1915	BRK	2-0
Carl Hubbell	May 8, 1929	PIT	11-0
<b>Jonathan Sanchez</b>	<b>July 10, 2009</b>	<b>SD</b>	<b>8-0</b>

## 2005

**Demonstrated electric stuff at Class A Augusta, pacing South Atlantic League with 166 strikeouts... averaged 11.9 whiffs per 9.0 innings (125.2ip), while going 5-7 with 4.08 ERA in 25 starts.**

- > Was tabbed to circuit's mid-season All-Star team. club of Puerto Rico Winter League.
- > Was 2-2 with 2.91 ERA in 19 relief outings for Carolina

## 2004

**Enjoyed solid opening to professional career, combining to post 7-1 record with 3.72 ERA (20er, 48.1ip) in 15 games (9 starts) between Giants' Arizona Rookie League club and short-season Salem-Keizer.**

- > Tied for 3rd in desert circuit for wins, going perfect 5-0 with 2.77 ERA in 9 outings (3 starts).

## A GIANT IN THE COMMUNITY

- > Lent his image to information card for Giants annual Strike Out Violence Day.
- > Has taped PSA for Hispanic initiatives.
- > Welcomed team of 50 kids from Puerto Rico Pony League
- > Has visited Northstar Academy in Redwood City.

## PERSONAL

- > Single...son (Christian, Aug. 10, 2004).
- > Graduated from Escuela Superior Blanca Maloret (Sabana Grande, PR) High School.
- > Enjoyed prolific 4-year NAIA career at Ohio Dominican (Columbus, OH) College, where he authored 4 no-hitters and established 5 school records...set mark in all 3 strikeout categories, fanning 16 in game, 105 during 2003 season and 311 during career...also set records for most career shutouts (10) and lowest career avg. against (.196).

## JONATHAN O. SANCHEZ

Year	Club	W-L	ERA	G	GS	CG	SH	SV	IP	H	R	ER	HR	HB	BB	SO	WP	BK
2004	ARL-Giants	5-0	2.77	9	3	0	0	1	26.0	22	9	8	0	2	9	27	1	0
	Salem-Keizer-A	2-1	4.84	6	6	0	0	0	22.1	16	13	12	3	1	19	34	0	1
2005	Augusta-A	5-7	4.08	25	25	0	0	0	125.2	122	59	57	8	7	39	*166	7	0
2006	Connecticut-AA	2-1	1.15	13	3	0	0	2	31.1	14	7	4	0	2	9	46	2	0
	San Francisco	3-1	4.95	27	4	0	0	0	40.0	39	26	22	2	4	23	33	2	0
	Fresno-AAA	2-2	3.80	6	6	0	0	0	23.2	13	10	10	1	2	13	28	1	0
2007	San Francisco	1-5	5.88	33	4	0	0	0	52.0	57	34	34	8	5	28	62	4	0
	Fresno-AAA	0-0	2.18	6	3	0	0	0	20.2	15	5	5	0	0	8	27	3	0
	San Jose-A	0-0	0.00	2	2	0	0	0	3.0	0	0	0	0	0	1	5	0	0
2008	San Francisco	9-12	5.01	29	29	0	0	0	158.0	154	90	88	14	7	75	157	7	0
2009	San Francisco	8-12	4.24	32	29	1	1	0	163.1	135	82	77	19	6	88	177	11	0
2010	San Francisco	13-9	3.07	34	33	0	0	0	193.1	142	74	66	21	9	*96	205	15	1
Minor Totals		16-11	3.42	67	48	0	0	3	252.2	202	103	96	12	14	98	333	14	1
M.L. Totals		34-39	4.26	155	99	1	1	0	606.2	527	306	287	64	31	310	634	39	1

\*Led League

## SANCHEZ'S M.L. BATTING

M.L. Batting	AVG	G	AB	R	H	2B	3B	HR	RBI	SH	SF	HP	BB-I	SO	SB-CS	E	SLG	OBP
--- 2010	.138	34	58	2	8	0	1	0	3	7	0	1	0-0	26	0-0	1	.172	.153
--- Career	.106	156	161	7	17	2	1	0	8	21	0	2	6-0	82	0-0	1	.130	.148

LAST HOME RUN: None

## DIVISION SERIES RECORD

Year	Club, Opp	W-L	ERA	G	GS	CG	SH	SV	IP	H	R	ER	HR	HB	BB	SO	WP	BK
2010	SF vs. ATL	0-0	1.23	1	1	0	0	0	7.1	2	1	1	0	0	1	11	0	0

## CHAMPIONSHIP SERIES RECORD

Year	Club, Opp	W-L	ERA	G	GS	CG	SH	SV	IP	H	R	ER	HR	HB	BB	SO	WP	BK
2010	SF vs. PHI	0-1	4.50	2	2	0	0	0	8.0	8	5	4	0	1	5	8	1	0

## WORLD SERIES RECORD

Year	Club, Opp	W-L	ERA	G	GS	CG	SH	SV	IP	H	R	ER	HR	HB	BB	SO	WP	BK
2010	SF vs. TEX	0-1	7.71	1	1	0	0	0	4.2	6	4	4	2	0	3	3	0	0

## WORLD BASEBALL CLASSIC RECORD

Year	Club	W-L	ERA	G	GS	CG	SH	SV	IP	H	R	ER	HR	HB	BB	SO	WP	BK
2009	Puerto Rico	1-0	4.05	2	2	0	0	0	6.2	7	3	3	1	1	3	5	0	0

## CAREER TRANSACTIONS

- Selected by San Francisco in 27th round of 2004 First-Year Player Draft. Signed by Sean O'Connor.
- Placed on Disabled List with right rib cage strain, July 4-18, 2007 (including rehabilitation assignment with San Jose).
- Placed on Disabled List with strained left shoulder, Aug. 16-Sept. 1, 2008.

## CAREER FIELDING

Position	PCT.	G	PO	A	E	TC	DP
Pitcher	.986	155	11	59	1	71	4

## CAREER HIGHS

- **Low-Hit CG:** No-Hitter, July 10, 2009 vs. SD
- **CG Shutout:** No-Hitter, July 10, 2009 vs. SD
- **Innings Pitched:** **Starter:** 9.0, July 10, 2009 vs. SD  
**Reliever:** 3.0 (2x), last: Aug. 4, 2007 at SD  
12, Sept. 16, 2010 vs. LAD
- **Most Strikeouts:** 4 games, May 28-June 12, 2008
- **Winning Streak:** 6 games, July 9-Sept. 1, 2008
- **Losing Streak:** 13.0 innings (2x), last: June 28-July 20, 2009
- **Scoreless Streak:**

## CAREER 10+STRIKEOUT GAMES: 7

- 12, Sept. 16, 2010 vs. Los Angeles-NL
- 11, July 10, 2009 vs. San Diego
- 11, April 14, 2010 vs. Pittsburgh
- 10, April 9, 2008 vs. San Diego
- 10, April 25, 2008 vs. Cincinnati
- 10, April 20, 2010 at San Diego
- 10, July 23, 2010 at Arizona

## Most Strikeouts Per 9.0 IP in Majors Since 2006

Rank	Player	IP	SO	SO/9
1.	Tim Lincecum	811.0	907	10.07
2.	<b>Jonathan Sanchez</b>	<b>606.2</b>	<b>634</b>	<b>9.41</b>
3.	Yovani Gallardo	505.0	525	9.36
4.	Erik Bedard	542.1	554	9.19
5.	Jake Peavy	808.0	824	9.18

Jonathan Sanchez struck out 7 consecutive batters Aug. 3 at Colorado, tying 46-year-old San Francisco-era franchise record held by Juan Marichal, who accomplished feat on Sept. 6, 1964 at Philadelphia...Sanchez struck out side in 2nd inning, did it again in 3rd frame, then got Carlos Gonzalez to strike out swinging to lead off 4th...Sanchez's 7-consecutive strikeouts tied longest streak for any Major League pitcher in 2010...Francisco Liriano (June 11) and Stephen Strasburg (June 8) also had 7-straight Ks in one game.

## Marichal

## Struck Out/Inning

Tony Taylor/3rd  
Johnny Callison/3rd  
Dick Allen/4th  
Wes Covington/4th  
Tony Gonzalez/4th  
Frank Thomas/5th  
Gus Triandos/5th

## Sanchez

## Struck Out/Inning

Miguel Olivo/2nd  
Brad Hawpe/2nd  
Clint Barmes/2nd  
Aaron Cook/3rd  
Ryan Spilborghs/3rd  
Todd Helton/3rd  
Carlos Gonzalez/4th

# Pablo Sandoval

## INFIELDER

**Birthdate:** August 11, 1986  
**2011 Opening Day Age:** 24  
**Birthplace:** Puerto Cabello, Venezuela  
**Resides:** Carabobo, Venezuela  
**Bats:** Switch **Throws:** Right  
**Height:** 5-11 **Weight:** 242  
**M.L. Service:** 2 years, 47 days  
**How Obtained:** Signed as non-drafted free agent, May 8, 2003  
**Contract Status:** Signed through 2011



- > .330 avg. in 2009 was 4th-highest among players in their 1st full ML season (since 1958)
- > Is 7th Giant in club history to reach 40 2Bs in single season (40 in 2009)
- > Finished 7th in 2009 NL MVP balloting with 89 points
- > Giants' 2008 Minor League Player of the Year

### CAREER

**During brief 3-year career in big leagues, 24-year-old has posted .305 avg. (390-for-1,280) with 41 HRs and 177 RBI in 346 games.**

- > In his 1st full season in Majors in 2009, batted .330, 2nd-highest mark in National League behind Florida's Hanley Ramirez (.342)...in fact, his .330 avg. in 2009 was 4th-highest among players in their 1st full ML season since 1958.
- > Is only 7th Giant in club history to reach 40 2Bs in single season (44 2Bs in 2009).
- > In 2009, became Giants' youngest Opening Day starter at 3rd base since Tom O'Malley in 1983 (22 years and 101 days) (*Sports Features Group*).
- > Giants' 2008 Minor League Player of Year made Major League debut in 2008 after having never played above double-A.
- > Compiled one of best seasons by any Giants farmhand in 2008, combining to hit .350 with 90 runs, 20 HRs and 96 RBI in 112 games between Class A Advanced San Jose and double-A Connecticut.
- > Switch-hitter owns lifetime .308 avg. (606-for-1967) in 509 minor league games.
- > Has spent majority of his minor league career as an infielder, logging 155 games at 1st base and 91 at 3rd... has also appeared in 176 contests behind plate.
- > Was named to World Team for 2nd time in his career in 2008 during All-Star festivities.
- > Has also participated in 2006 Futures Game, which was part of All-Star festivities at Pittsburgh's PNC Park.

### 2010 SEASON

**After batting .330 with 25 HRs and 90 RBI in 2009, Sandoval struggled in his 2nd full big league season, batting just .268 (151-for-563) with 34 2Bs, 13 HRs and 63 RBI in 152 games.**

- > In 2009, switch-hitter batted .314 as left-handed hitter and .379 as righty, however in 2010, batted just .282 (119-for-422) from left-side and .227 (32-for-141) from right.
- > His batting average on balls in play slid from .367 in 2008 to .353 in 2009 to .294 in 2010.
- > Sandoval's year-by-year batting average with runners in scoring position: in 2008, .395 (in 38 at-bats); in 2009, .301 (in 143 ABs); in 2010, .208 (27-for-130)...finished season by going just 3-for-15 (.200) with RISP over his last 30 games...batted .182 (10-for-55) with RISP/2 outs.
- > Had staggering home/road splits, hitting .330 (92-for-279) with 9 HRs and 40 RBI in 76 games at AT&T Park, which ranked as 6th-highest home average among NL players, behind Colorado's Carlos Gonzalez (.380), Atlanta's Martin Prado (.353), Chicago's Starlin Castro (.340), Colorado's Troy Tulowitzki (.339) and St. Louis' Albert Pujols (.335).
- > Struggled on road, batting 122 points lower at .208 clip (59-for-284) with 4 HRs and 23 RBI, which was 3rd-lowest road batting clip in NL, behind only Arizona's Mark Reynolds (.181) and Chicago's Aramis Ramirez (.201)...had largest difference in batting average at home vs. road among all MLB qualifiers (*STATS, LLC*).
- > Grounded into NL-leading 26 double-plays (grounded into only 10 in 2009), 1 shy of A.J. Pierzynski's franchise record of 27 GIDP's in 2004.
- > Hit .370 (37-for-100) on 1st pitch.
- > Averaged just 3.42 pitches per plate appearance (3.40 in his career) for 3rd-lowest avg. in NL, behind Cincinnati's Orlando Cabrera (3.35) and Houston's Carlos Lee (3.42).
- > Started 146 of 162 games (136 at 3rd base and 10 at 1st base)...fashioned .961 (13err, 334tc) fielding pct. at 3rd base, which was 5th-highest mark in NL.
- > Made his 2nd career Opening Day roster as well as his 2nd consecutive Opening Day start.
- > Began season on hot note, hitting safely in his 1st 8 games and finishing month of April with .368 batting avg. (32-for-87), 4th-highest in NL, behind Manny Ramirez (.415), Ivan Rodriguez (.413) and teammate Nate Schierholtz (.375).
- > However, avg. took hit over next 3 months, as he hit just .233 (70-for-300) from May-July...hit .312 (34-for-109) in

month of Aug. for 2nd-highest clip on team (behind Freddy Sanchez, .356), but finished Sept./Oct. by hitting just .244 (15-for-67).

- Left game on May 14 against Astros in 8th inning after getting hit on left foot by pitch from Jeff Fulchino...X-rays came back negative...Sandoval had started every one of SF's 34 games and had played in all of club's 310.1 defensive innings before sitting out...received 1st off day following game vs. Houston to rest sore foot.
- Was dropped from 3rd spot in order to 8th on June 5 at Pittsburgh, marking just 2nd time in his career to hit 8th.
- Was part of back-to-back home runs with Pat Burrell on Aug. 12 vs. Chicago-NL...followed Burrell's solo shot off Randy Wells with his 3rd career "Splash Hit" and 1st

### POSTSEASON HIGHLIGHTS

**Batted .176 (3-for-17) with 2 RBI in 6 postseason contests.**

- Started 5 of 15 games (4 at 3rd base, 1 as DH).
- Had his biggest at-bat of postseason in Game 4 of LCS vs. Philadelphia on Oct. 20, driving in pair of go-ahead runs

in 2010...that home run snapped 178 at-bat homerless drought, which was longest of his career.

- Hit his 2nd homer in 3 games, after going 46 contests (and career-long 178 at-bats) without one on Aug. 14 vs. San Diego, hitting solo shot off RHP Mat Latos in 7th inning to give Giants their 1st run in game in their 3-2 win in 11 innings...Sandoval's solo shot was fastball that he hit at chin level and one-hopped into McCovey Cove.
- Hammered his 1st home run of season off left-handed pitcher on Aug. 19 at Philadelphia, hitting solo shot off Cole Hamels in 4th inning to extend San Francisco's lead to 5-0...it came in his 122nd at-bat from right side of plate.

with 2B in 6th inning to help stake Giants to 5-4 lead in their 6-5 victory.

### 2009

**Established himself as fan favorite batting .330 (189-for-572) with 79 runs, 44 2Bs, 5 3Bs, 25 HRs and 90 RBI in 153 games in his sophomore season, establishing career highs in every offensive category.**

- Recorded most 2Bs, HRs and RBI in any season of his pro career.
- His .330 avg. ranked as 2nd-highest in NL among qualifying players behind Florida's Hanley Ramirez (.342), while his 2Bs ranked 3rd-most in league...also ranked 2nd in multi-hit games (57), 3rd in avg. against left-handed

pitchers (.379), 4th in hits, 6th in total bases (318) and slugging pct. (.556), 7th in extra base hits (74), and 9th in intentional walks (13).

- His .330 avg. was 4th-highest among players in their 1st full ML season since 1958...only Wade Boggs (.361 in 1983), Ichiro Suzuki (.350 in 2001) and Fred Lynn (.331 in

## Giants Gems

- **A born lefty, learned how to throw with his right hand at the age of 9** so he could play catcher — a position he wanted because it allowed him a leadership role. Two to three years later, he added switch-hitting to his switch-throwing, and in the minors he also learned how to play 1st base and 3rd base.
- **Learned to hit by chasing sharp-breaking wads of tape.**
- He has an uncanny ability to hit the ball no matter where it is in the strike zone. "He has unbelievable hand-eye coordination," says former Giants hitting coach Carney Lansford. "Pitchers think they've made a pitch, and he just drills it."
- Begins every plate appearance with a waltz in front of the batter's box, during which he taps his spikes with his bat to honor his grandparents and younger sister. Then he lightly conks himself on his head, which represents his faith in God.
- **Nicknamed "Kung Fu Panda"** by left-hander Barry Zito for his rotund build, lovable nature and, like the animated movie star of the same name (voice of Jack Black), his ability to perform remarkable feats.
- Pablo's father is an executive at Monaca Corp., Venezuela's 2nd-largest food producer.
- His mother has a small company that sells electronics such as iPods and televisions. Pablo's grandmother essentially raised him.
- Is 1 of 5 children.
- Parents stressed education rather than sports but Pablo convinced his parents to let him sign with the Giants at 16 because his older brother Michael was already in professional baseball in the Twins organization.
- He began in Little League as a shortstop because he **idolized Omar Vizquel**. His other idols include Luis Aparicio and Andres Galarraga.
- **The scar under his left eye is from the family Doberman pinscher**, which bit him because Sandoval, then a toddler, was hitting the dog with a plastic baseball bat.

1975) had higher figures than Sandoval in their 1st full season (*Sports Features Group*).

- > Was just 3rd player in franchise history to record season of .330 avg., 40+ 2Bs, 25+ HRs, and 90+ RBI, joining Bill Terry (1932) and Jeff Kent (2000).
- > Became only 7th Giant in club history to reach 40 2Bs in single season.
- > His hit total was most by Giant in single season since Jeff Kent in 2002 (195).
- > Became 8th Giant in franchise history to record 20-plus HRs and 40-plus 2Bs ( Jeff Kent SF, 4 times; Jack Clark SF; Barry Bonds SF; Willie Mays SF; George Kelly NYG; Bill Terry NYG; Al Dark NYG, all one time).
- > Led NL in home batting avg. (.361), which was 3rd-highest home mark in SF-era history (Barry Bonds, .412 in 2004 and .369 in 2003).
- > Proved to be versatile in field, making 120 starts at 3rd base, 24 at 1st base and 3 at catcher.
- > Committed 14 errors combined at 1st (3) and 3rd base (11)...his .960 fielding pct. as 3rd baseman was 7th-best in NL.
- > Batted .357 (92-for-258) with runners on base, 5th-best in NL.
- > Hit in number 3-hole for majority of season, batting .318 (121-for-380) in 97 games, but also hit in cleanup spot, posting .416 avg. (37-for-89) in 24 games...also appeared in 5th-hole (.289) for 24 games and batted 6th on 5 occasions (.368).
- > 12 of his 25 home runs gave SF lead, and 7 of his 25 homers came in 8th inning or later.
- > Did not show much patience at plate as he led Majors with swinging at 1st pitch 48.2% of time, although he hit .357 (41-for-115) with 7 HRs and 28 RBI on 0-0 counts.
- > Ranked 2nd in NL with .344 avg. (64-for-186) with 2 outs.
- > His longest hitless drought was only 4 games from April 11-15, going 0-for-13.
- > Feasted on AL pitching during his 14 Interleague games, batting .400 (20-for-50) with 6 2Bs, 3 HRs and 8 RBI...his .400 Interleague clip was tied for 6th-highest mark in Majors.
- > Was one of 5 NL players to be on list of Final Vote for NL team in Mid-Summer Classic, however finished 2nd in voting behind Philadelphia's Shane Victorino.
- > Made Opening Day roster for 1st time in his career and

became Giants youngest Opening Day starter at 3rd base since Tom O'Malley (22 years and 101 days) in 1983 (*Sports Features Group*).

- > Caught his 1st game April 22 vs. San Diego, catching all 10.0 innings of San Francisco's 1-0 win.
- > Hit 1st game-ending HR of his career May 12 vs. Washington off LHP Joe Beigel...became youngest Giant (22 years, 274 days old) to hit walkoff HR since Jack Clark (22 years, 218 days old) accomplished feat June 16, 1978...finished night going 3-for-5 with HR, 2B and 3 RBI.
- > Had 1st career multi-home run contest June 15 vs. Los Angeles-AL, going 3-for-5 with 2 HRs and 4 RBI.
- > Recorded 3 errors June 16 vs. Los Angeles-AL at 1st base (2 fielding, 1 throwing)...was 4th time in SF history that 1st baseman had committed 3 miscues in 1 game with last occurrence by Todd Benzinger June 18, 1994.
- > Posted his 2nd career multi-HR game June 27 at Milwaukee, finishing 3-for-5 with 2 HRs and 6 RBI.
- > Led NL with .394 avg. (37-for-94) in June and was 2nd-best clip in Majors behind Seattle's Ichiro Suzuki (.407)...his 8 HRs in June were most he recorded in any month.
- > Had streak of reaching base safely in 25-straight games June 4-30 with .411 avg. (37-for-90).
- > Belted his 1st career grand slam on 1-0 pitch off Florida's Sean West in 5th inning July 6 at AT&T Park...his 4 RBI matched his season-high and was one shy of his career-high...became youngest Giant to hit grand slam since Matt Williams (5 months younger than Sandoval) did so June 4, 1988 vs. Houston.
- > Had back-to-back games with home runs, hitting 3-run clout July 11 and 2-run opposite field clout July 12, both vs. San Diego...was 3rd time in his brief career that he has homered on back-to-back nights.
- > Hit his 1st career splash hit HR with solo shot July 30 off Philadelphia's Rodrigo Lopez...finished going 2-for-4 with HR and 4 RBI (3rd-career 4 RBI performance).
- > Became 1st Giant to record at least 20 HRs in season since Barry Bonds (28) and Pedro Feliz (20) both did so in 2007.
- > Clubbed 50th Splash hit by Giant in AT&T Park history with solo HR Aug. 29 vs. Colorado.
- > Hit game-winning solo home run to deep center field in last game of season Oct. 4 at San Diego in 10th inning to help Giants win 4-3.

## Highest Batting Avg. Among Players in Their 1st Full ML Season Since 1958

Player	Season	Year	Age	AVG.	PA	AB	H
Wade Boggs	2nd	1983	25	.361	685	582	210
Ichiro Suzuki	1st	2001	27	.350	738	692	242
Fred Lynn	2nd (rookie)	1975	23	.331	605	528	175
<b>Pablo Sandoval</b>	<b>2nd</b>	<b>2009</b>	<b>22</b>	<b>.330</b>	<b>633</b>	<b>572</b>	<b>189</b>
Rico Carty	2nd (rookie)	1964	24	.330	505	455	150
Albert Pujols	1st	2001	21	.329	676	590	194
Juan Pierre	2nd	2001	23	.327	683	617	202

*Chart courtesy of Bill Arnold/Sports Features Group*

## 2008

**Produced one of best seasons of any Giants farmhand in 2008, being named SF's Minor League Player of Year.**

- > Moved quickly through ranks, beginning season at Class A and finishing as one of Giants' major run producers... made his big league debut in mid-August and batted .345 (50-for-145) with 24 runs, 10 2Bs, 3B, 3 HRs and 24 RBI in 41 games for San Francisco.
- > Collected 18 multi-hit contests, tied for 9th-most among NL rookies.
- > Started 34 contests (13 at 1B, 12 at 3B, 9 at C).
- > Had his contract purchased from double-A Connecticut Aug. 13 and made his Major League debut Aug. 14 at Houston (start at C), going 0-for-3 with 1st RBI coming on sacrifice fly.
- > Following debut, recorded hits in each of his next 9 games, going 15-for-33 (.455) during season-high 9-game hit streak.
- > Recorded his 1st ML hit Aug. 16 at Atlanta with single off LHP Mike Hampton.
- > Hit 1st career HR Aug. 27 vs. Colorado off RHP Livan Hernandez in 7th inning, giving SF 2-1 cushion...clout was part of back-to-back HRs with Bengie Molina.
- > Led all ML rookies in batting avg. in Aug. with .393 clip, 11 points higher than next closest player (Joey Votto of Cincinnati - .382)...also finished month with .554 slugging pct., 3rd-highest among NL rookies.
- > Recorded career-high 5 RBI Sept. 7 vs. Pittsburgh, going 2-for-3 with run, 2B and pair of sacrifice flies...had 4 of those RBI in Giants' 10-run 4th inning...became 1st Giants rookie to collect 5-RBI contest since Damon Minor in 2002.
- > Suffered sore left quadriceps Sept. 19 at Los Angeles-NL and started just 4 of SF's last 8 games.
- > Prior to getting big league call, combined to hit .350 (157-for-448) with 90 runs, 38 2Bs, 2 3Bs, 20 HRs, 96 RBI and .578 slugging mark over 112 games between Class A Advanced San Jose and double-A Connecticut.
- > Was named Giants' Minor League Player of Year for his efforts, 1st time that club has handed out award.
- > At time of his promotion, ranked 7th among all minor leaguers for avg., while ranking 4th for total bases (259) and 8th for RBI.
- > Did end up finishing 12th overall among all minor league players in average.
- > Was member of World Team for Futures Game at Yankee Stadium...appeared at 1B and went 0-for-1 with an RBI and BB in World's 3-0 victory over U.S. Team.
- > Started '08 season at San Jose, batting .359 (98-for-273) with 61 runs, 25 2Bs, 2 3Bs, 12 HRs and 59 RBI in 68 games...was named to California League in-season All-Star team.
- > Was promoted to double-A June 25 and batted .337 (59-for-175) with 29 runs, 13 2Bs, 8 HRs and 37 RBI in 44 games for Defenders.
- > Received Eastern League Player of Week honors for July 21-27 after batting .417 (10-for-24) with 4 runs, 2 2Bs, 2 HRs and 12 RBI.

## 2007

**Hit .287 in 102 games at Class A Advanced San Jose, while setting career highs with 33 2Bs, 5 3Bs (tied), 11 HRs and 52 RBI.**

- > Logged 59 games behind plate, and 42 contests at 1st base.
- > Went 9-for-34 (.265) with 2 HRs in 9 post season games.
- > Played for Magallanes in Venezuelan Winter League.

## Select Company

Since 2005, only 9 Major League players have accomplished what Pablo Sandoval did in 2009 with .330+ batting avg., 40+ doubles, 25+ home runs and 90+ RBI...Sandoval is 1 of only 3 Giants in franchise history to achieve feat, joining Bill Terry (1932) and Jeff Kent (2000).

Player	Season	AVG	2B	HR	RBI
Josh Hamilton	2010	.359	40	32	100
<b>Pablo Sandoval</b>	<b>2009</b>	<b>.330</b>	<b>44</b>	<b>25</b>	<b>90</b>
Albert Pujols	2008	.357	44	37	116
Matt Holliday	2007	.340	50	36	137
Chipper Jones	2007	.337	42	29	102
Magglio Ordonez	2007	.363	54	28	139
David Ortiz	2007	.332	52	35	117
Miguel Cabrera	2006	.339	50	26	114
Derrek Lee	2005	.335	50	46	107

**2006**

**Split time between 1st base (93 games) and 3rd base (21) with Class A Augusta, batting .265 with 20 2Bs, 1 HR and 49 RBI.**

> Played for World Team in Futures Game, part of All-Star Festivities in Pittsburgh.

**2005**

**Earned Northwest League All-Star honors for short-season Salem-Keizer, batting .330 with 15 2Bs, 3 HRs and 50 RBI in 75 games.**

> Ranked among league leaders for RBI (2nd), hits (2nd - 97), games (2nd), avg. (3rd) and total bases (5th - 125).

**2004**

**Logged 1st season on U.S. soil, appearing in 46 games for Giants' affiliate in Arizona Rookie League.**

**2003**

**Began professional career with SF's club in Dominican Summer League, batting .354 in 57 games.**

**A GIANT IN THE COMMUNITY**

- > Sandoval has given back to his community in number of ways during his brief time with Giants organization.
- > Named 2009 and 2010 winner of MLBPA Heart & Hustle Award.
- > Has attended annual season ticket holder picnic in park event.
- > Has participated in challenger clinic with several of his teammates teaching baseball skills to youngsters with disabilities.
- > Has visited number of Bay Area schools.

**PERSONAL**

- > Single...daughter (Yoleadny Carolina, Sept. 21, 2007).
- > Attended Academia Centro de Estudio Carabobo (VZ).
- > Received Major League Player of Year Award by Santa Clara Hot Stove Committee, Jan., 2010.

## Largest Difference in Average, Home vs. Road in 2010

Player, Team	Home	Road	Diff
<b>Pablo Sandoval, SF</b>	<b>.330</b>	<b>.208</b>	<b>+.122</b>
Luke Scott, BAL	.338	.228	+.110
Dexter Fowler, COL	.313	.211	+.102
Vernon Wells, TOR	.321	.227	+.094
Carlos Gonzalez, COL	.380	.289	+.091

chart courtesy of **STATS, LLC**

## PABLO E. SANDOVAL

Year	Club	AVG	G	AB	R	H	2B	3B	HR	RBI	SH	SF	HP	BB-I	SO	SB-CS	E	SLG	OBP
2003	DSL-Giants	.354	57	209	36	74	16	2	3	33	0	6	3	13-2	13	6-3	--	.493	.390
2004	ARL-Giants	.266	46	177	21	47	9	5	0	26	3	4	2	5-1	17	4-1	4	.373	.287
2005	Salem-Keizer-A	.330	75	294	46	97	15	2	3	50	3	3	6	21-3	33	2-3	13	.425	.383
2006	Augusta-A	.265	117	438	43	116	20	1	1	49	1	4	8	22-4	74	3-4	17	.322	.309
2007	San Jose-A	.287	102	401	56	115	33	5	11	52	3	3	0	16-6	52	3-1	4	.476	.312
2008	San Jose-A	.359	68	273	61	98	25	2	12	59	0	2	3	23-2	39	2-1	6	.597	.412
	Connecticut-AA	.337	44	175	29	59	13	0	8	37	0	1	0	8-2	20	0-1	3	.549	.364
	San Francisco	.345	41	145	24	50	10	1	3	24	0	4	1	4-1	14	0-0	1	.490	.357
2009	San Francisco	.330	153	572	79	189	44	5	25	90	0	5	4	52-13	83	5-5	14	.556	.387
2010	San Francisco	.268	152	563	61	151	34	3	13	63	0	5	1	47-12	81	3-2	13	.409	.323
Minor Totals		.308	509	1967	292	606	131	17	38	306	10	23	22	108-20	248	20-14	47	.450	.347
M.L. Totals		.305	346	1280	164	390	88	9	41	177	0	14	6	103-26	178	8-7	28	.484	.356

## DIVISION SERIES RECORD

Year	Club, Opp	AVG	G	AB	R	H	2B	3B	HR	RBI	SH	SF	HP	BB-I	SO	SB-CS	E	SLG	OBP
2010	SF vs. ATL	.167	2	6	0	1	0	0	0	0	0	0	0	1-1	2	0-0	1	.167	.286

## CHAMPIONSHIP SERIES RECORD

Year	Club, Opp	AVG	G	AB	R	H	2B	3B	HR	RBI	SH	SF	HP	BB-I	SO	SB-CS	E	SLG	OBP
2010	SF vs. PHI	.250	3	8	0	2	1	0	0	2	0	0	0	1-0	0	0-0	1	.375	.333

## WORLD SERIES RECORD

Year	Club, Opp	AVG	G	AB	R	H	2B	3B	HR	RBI	SH	SF	HP	BB-I	SO	SB-CS	E	SLG	OBP
2010	SF vs. TEX	.000	1	3	0	0	0	0	0	0	0	0	0	0-0	1	0-0	0	.000	.000

## CAREER TRANSACTIONS

- Signed by San Francisco as non-drafted free agent, May 8, 2003.

## CAREER FIELDING

Position	PCT.	G	PO	A	E	TC	DP
Catcher	1.000	14	97	8	0	105	1
1st Base	.990	54	360	22	4	386	23
3rd Base	.962	275	166	437	24	627	36

## CAREER HIGHS

- Hits: 4 (4x), last: Aug. 25, 2010 vs. CIN
- Runs: 4, Sept. 29, 2009 vs. AZ
- Doubles: 2 (5x), last: Aug. 22, 2009 at COL
- Triples: 1 (9x), last: Aug. 12, 2010 vs. CHC
- Home Runs: 2 (2x), last: June 27, 2009 at MIL
- RBI: 5, Sept. 7, 2008 vs. PIT
- Walks: 3 (3x), last: July 10, 2010 at WSH
- Stolen Bases: 1 (8x), last: Aug. 25, 2010 vs. CIN
- Longest Hitting Streak: 10 games (2x), last: April 19-30, 2010

## CAREER HOME RUN CHART

- Multi-HR Games (2)  
June 15, 2009 vs. LAA  
June 27, 2009 at MIL
- 3-HR Games (0)
- Grand Slams (1)  
July 6, 2009 vs. FLA (off Sean West)
- Pinch-Hit (0)
- Inside-the-Park (0)
- Game Ending (1)  
May 12, 2009 vs. WSH (off Joe Beimel)
- Leadoff (0)

# Nate Schierholtz

## OUTFIELDER

**Birthdate:** February 15, 1984  
**2011 Opening Day Age:** 27  
**Birthplace:** Reno, Nevada  
**Resides:** San Francisco, California  
**Bats:** Left      **Throws:** Right  
**Height:** 6-1      **Weight:** 207  
**M.L. Service:** 2 years, 78 days  
**How Obtained:** Giants' 2nd round selection in 2003 First-Year Player Draft  
**Contract Status:** Signed through 2011



- Named San Francisco's 2007 *USA Today* Organizational Player of the Year

### CAREER

**27-year-old owns .270 avg. (189-for-699) with 45 2Bs, 9 3Bs, 9 HRs and 61 RBI in 311 Major League contests over last 4 seasons.**

- Participated in 2008 Olympics in Beijing, China, batting .216 with 4 2Bs, HR and 6 RBI in 9 games, while earning bronze medal.
- Was named San Francisco's 2007 *USA Today* Organizational Player of Year following stellar season which included .304 avg. during 39-game Major League cameo.
- SF's 2nd round selection in 2003 First-Year Player Draft is local product from San Ramon Valley (Danville, CA) High School and Chabot (Hayward, CA) Junior College...was primarily 3rd baseman during initial 2 seasons, but has been full-time outfielder last 4 campaigns.

### 2010 SEASON

**In limited action, hit .242 (55-for-227) with 3 HRs and 17 RBI in 137 games in his 4th big league season with San Francisco.**

- His 7 outfield assists were tied with Andres Torres for most on team, although he started just 41 games and appeared in 109 (usually as late inning defensive replacement).
- Established himself as one of top hitters coming off bench as he hit .310 (9-for-29) with HR and 3 RBI in pinch-hitting role, 10th-highest clip in pinch among NL players.
- Recorded career-high 5 hits on April 28 vs. Philadelphia, while reaching base safely in all 6 of his plate appearances...joined Edgar Renteria (April 7 at HOU) as only Giants to collect 5-or-more hits in game in 2010.

## Giants Gems

- Was team captain and 3-time MVP at San Ramon Valley High in Danville.
- **Graduated in 2002 with a 3.9 grade point average**, but chose to attend Chabot College in Hayward instead of the University of Utah, which had offered him a full scholarship. The reason he did this is because a player attending a 4 year college is eligible for the draft only after his junior year, a junior college player can be drafted at any time. After setting the freshman record at Chabot for home runs with 18, he was selected by the Giants in the 2nd round in 2003.
- Schierholtz's **brother, Vai, is a cadet at the Air Force Academy** and played baseball there for two years.
- His father, also named Vai (pronounced Vy), was an accomplished skateboarder in Southern California and still skateboards most weekends at a park in Dublin.
- If he could start any business, it would be some kind of auto business working with high-performance cars.
- Schierholtz's mother's house in the Bay Area burned to the ground during spring training in 2009. The family escaped unharmed but lost nearly all of their belongings. Among the losses: Schierholtz's Beijing Olympics jersey, the baseballs from his first Major League hit and first Major-League home run, and the lineup card from his first Major League game.

## POSTSEASON HIGHLIGHTS

**Appeared in 11 games during postseason and made one start, while batting .167 (2-for-12) with 2B and RBI.**

### 2009

**Was Giants' 4th outfielder for most of 2009, batting .267 (76-for-285) with 19 2Bs, 5 HRs and 29 RBI in 116 games.**

- Registered 10 outfield assists, tied for 9th-most in NL and most by Giants right fielder since Jose Cruz Jr. had 18 in 2003.
- Was one of best pinch-hitters in Majors, finishing season with .371 clip (13-for-35) with 3 2Bs and 5 RBI...his .371 avg. in pinch was 2nd-highest in NL and 3rd-best overall in Majors behind Colorado's Seth Smith (.472, 17-for-36) and New York's-AL Hideki Matsui (.381, 8-for-21)...his 13 hits in pinch were tied for 7th-most in NL.
- Batted .370 (20-for-54) with 3 HRs and 12 RBI against left-handed pitching for 7th-highest figure in NL (min. 50 plate appearances).
- Played well in Interleague, batting .406 (13-for-32) with 2 2Bs, 2 HRs and 7 RBI...his .406 avg. would have ranked as 4th-highest in league if he qualified (needed 17 more plate appearances).
- Struggled in month of May, hitting only .175 (7-for-40) with 3B and 3 RBI in 21 games, however rebounded with .375 clip (24-for-64) in June, 3rd-highest clip in NL, behind teammate Pablo Sandoval (.394) and Washington's Josh Bard (.383).
- Hit 3-run inside-the-park HR June 14 vs. Oakland off of Brett Anderson...Schierholtz drove ball to base of fence in right-center and as right fielder Jack Cust awaited carom, ball bounced high into air and toward center...Giants 3rd base coach Tim Flannery had no hesitation sending Schierholtz home, who slid with his 1st homer

### 2008

**One of Giants' top prospects, Schierholtz spent most of 2008 with triple-A Fresno, but earned Sept. call-up for 2nd straight year, batting .320 (24-for-75) with 12 runs, 8 2Bs, 3B, HR and 5 RBI in 19 games for San Francisco.**

- Recorded 1st career 4 hit game Sept. 3 at Colorado, finishing 4-for-5 with pair of 2Bs
- Slugged 1st career HR Sept. 6 vs. Pittsburgh, solo shot in 8th inning (off Jesse Chavez), giving SF 7-5 lead in eventual 7-6 SF victory...also recorded 1st career outfield assist in that contest, throwing out Freddy Sanchez at 2B base.
- Went 3-for-5 with franchise record-tying 3 2Bs Sept. 24 vs. Colorado.
- Prior to recall, had spent majority of year at triple-A

### 2007

**Enjoyed tremendous season, making splash with both triple-A Fresno and Giants...swung bat well in big leagues, hitting .304 (34-for-112) with 5 2Bs, 3 3Bs and 10 RBI in 39 games (24 starts, all in RF).**

- Was named as SF's 2007 *USA Today* Organizational Player of the Year.
- Made ML debut as 9th inning defensive replacement in RF June 11 vs. Toronto.
- Made 1st big league start June 12 vs. Blue Jays, and singled in 1st ML plate appearance (off A.J. Burnett).
- Delivered 2-out, walk-off, RBI-single in 13th inning June 23 vs. Yankees (off Scott Proctor), giving SF 6-5 victory.
- Had pair of 3-hit games, going 3-for-4 June 17 at Boston and 3-for-5 in Sept. 30 season finale at LA.
- While with Fresno, finished 5th in Pacific Coast League with .333 avg., 2nd-best mark amongst all SF farmhands...also compiled 31 2Bs, 7 3Bs, 16 HRs, 68 RBI and 10 steals in 109 games with Grizzlies.
- Had excellent Arizona Fall League campaign with Scottsdale Scorpions, batting .348 (31-for-89) with 8 2Bs, 1 3B, 4 HRs, 10 RBI and .596 slugging mark in 23 games...ranked 4th in league for avg., 2nd for slugging and 4th with 13 extra-base hits.

## In a Pinch

Nate Schierholtz has established himself as one of the top pinch-hitters over the last three seasons. His .338 average in pinch situations ranks 2nd in the Majors since 2008.

Rank	Player	AVG.
1.	Ryan Spilborghs	.341 (31-for-91)
2.	<b>Nate Schierholtz</b>	<b>.338 (22-for-65)</b>
3.	Marcus Thames	.326 (14-for-43)
4.	Geoff Blum	.316 (25-for-79)
5.	John Bowker	.316 (18-for-57)

of year and 1st inside-parker he remembers hitting on field that had fences...marked only 3rd inside-the-park HR in AT&T Park regular season history, but 4th overall...became only 2nd Giant to accomplish feat, joining Dustin Mohr (Aug 4, 2004)...St. Louis' Fernando Vina hit 1st-ever inside-the-park clout May 9, 2000 while Seattle's Ichiro Suzuki accomplished feat during 2007 All-Star game...also had career-best 3 RBI that game.

- Recorded 2nd career 4-hit game June 28 at Milwaukee, going 4-for-5 with solo HR.
- Was placed on 15-day disabled list July 28 with strained left hip and internal bleeding after running into right field fence in Atlanta while making catch...went 4-for-18 (.222) with 2B and RBI in his 5 rehab games at triple-A Fresno.
- Hit game-winning RBI 2B in 8th inning Aug. 19 vs. Cincinnati.
- Recorded 3 OF assists in 6-game span (5 starts) Aug. 22-29, all of which came against Colorado.

Fresno, but took brief time off to participate in 2008 Olympics in Beijing, China...was selected to U.S. baseball team as replacement for an injured Colby Rasmus (STL)...batted .216 (8-for-37) with 4 2Bs, HR and 6 RBI in 9 games, while earning bronze medal.

- Enjoyed one of his best professional minor league seasons, hitting .320 (112-for-350) with career-high 18 HRs while driving in 73 runs in 93 games for Grizzlies.
- Tied for 2nd in PCL with 10 3Bs.

**2006**

Had breakout campaign with double-A Connecticut, pacing club in nearly all major offensive categories, including at-bats (470), runs (55), hits (126), total bases (206), 2Bs (26), 3Bs (6), HRs (14), RBI (54), and slugging percentage (.438/min. 100 ABs).

- > Tied franchise record with 25-game hitting streak August 4-30.

**2005**

Enjoyed monster season at Class A Advanced San Jose, helping club to California League championship by batting .319 (160-for-502) with 83 runs, 37 2Bs, 8 3Bs, 15 HRs and career-high 86 RBI.

- > His avg. ranked 3rd in California League as it was also 9th-best among Giants farmhands, while his RBI total was 4th-best in SF system.
- > Also ranked 4th in circuit for hits (160), 3rd for 3Bs (8) and 5th for total bases (258).

**2004**

Split season between organization's top 2 Class A outposts (Hagerstown and San Jose), ranking 3rd among all Giants farmhands with 18 HRs and 2nd with 84 RBI.

- > Was consistent with both clubs, earning South Atlantic League All-Star honors with Hagerstown after hitting .296 (69-for-233) with 22 2Bs, 15 HRs and 53 RBI in 58 games.
- > Despite not joining San Jose until mid-June, was 2nd on club with 9 3Bs and 4th with 18 2Bs.

**2003**

In his 1st professional season split time with Arizona Rookie Giants and short-season Salem-Keizer.

- > Opened professional career by hitting at .400 clip (8-for-45) in 11 games with Giants' affiliate in Arizona Rookie League, then earned promotion to short-season Salem-Keizer.
- > Logged 35 contests as Volcanoes' primary 3rd baseman, batting .306 (38-for-124) with 6 2Bs, 2 3Bs, 3 HRs and 29 RBI.

**PERSONAL**

- > Single.
- > Graduated from San Ramon Valley (CA) High School, where he was team captain and 3-time MVP of baseball squad.
- > Attended Chabot (Hayward, CA) College, establishing school's single-season HR record with 18 clouts and earning JUCO Freshman All-America honors in 2003.



Nate Schierholtz

## NATHAN (NATE) JOHN SCHIERHOLTZ

Year	Club	AVG	G	AB	R	H	2B	3B	HR	RBI	SH	SF	HP	BB-I	SO	SB-CS	E	SLG	OBP
2003	ARL-Giants-R	.400	11	45	5	18	0	2	0	5	0	0	1	3-0	8	4-0	1	.489	.449
	Salem-Keizer-A	.306	35	124	23	38	6	2	3	29	0	3	5	12-1	15	0-1	6	.460	.382
2004	Hagerstown-A	.296	58	233	41	69	22	0	15	53	0	3	4	18-3	52	1-0	13	.584	.353
	San Jose-A	.295	62	258	39	76	18	9	3	31	3	2	3	15-1	41	3-1	14	.469	.338
2005	San Jose-A	.319	128	502	83	160	37	8	15	86	3	5	6	32-0	132	5-7	3	.514	.363
2006	Connecticut-AA	.270	125	470	55	127	25	7	14	54	0	1	12	27-8	81	8-3	7	.443	.325
2007	Fresno-AAA	.333	109	411	67	137	31	7	16	68	1	4	6	17-3	58	10-4	4	.560	.365
	San Francisco	.304	39	112	9	34	5	3	0	10	0	2	1	2-0	19	3-1	1	.402	.316
2008	Fresno-AAA	.320	93	350	62	112	22	10	18	73	0	2	4	21-1	51	9-3	1	.594	.363
	San Francisco	.320	19	75	12	24	8	1	1	5	0	0	3	3-0	8	0-1	0	.493	.370
2009	San Francisco	.267	116	285	33	76	19	2	5	29	0	6	1	16-3	58	3-1	2	.400	.302
	Fresno-AAA	.222	5	18	2	4	1	0	0	1	0	0	0	1-0	1	1-0	0	.278	.263
2010	San Francisco	.242	137	227	34	55	13	3	3	17	1	1	3	20-5	38	4-5	1	.366	.314
Minor Totals		.307	626	2411	377	741	162	45	84	400	7	20	41	146-17	439	41-19	49	.516	.354
M.L. Totals		.270	311	699	88	189	45	9	9	61	1	9	8	41-8	123	10-8	4	.399	.314

## DIVISION SERIES RECORD

Year	Club, Opp	AVG	G	AB	R	H	2B	3B	HR	RBI	SH	SF	HP	BB-I	SO	SB-CS	E	SLG	OBP
2010	SF vs. ATL	.250	4	4	0	1	0	0	0	0	0	0	0	0-0	1	0-0	0	.250	.250

## CHAMPIONSHIP SERIES RECORD

Year	Club, Opp	AVG	G	AB	R	H	2B	3B	HR	RBI	SH	SF	HP	BB-I	SO	SB-CS	E	SLG	OBP
2010	SF vs. PHI	.000	4	3	1	0	0	0	0	0	0	0	0	0-0	3	0-0	0	.000	.000

## WORLD SERIES RECORD

Year	Club, Opp	AVG	G	AB	R	H	2B	3B	HR	RBI	SH	SF	HP	BB-I	SO	SB-CS	E	SLG	OBP
2010	SF vs. TEX	.200	3	5	1	1	0	0	0	1	0	0	0	1-0	1	0-0	0	.200	.333

## CAREER TRANSACTIONS

- Selected by San Francisco in 2nd round of 2003 First-Year Player Draft. Signed by Matt Nerland.
- Placed on Disabled List with strained left hip, internal bleeding, July 28-Aug. 12, 2009 (included rehabilitation assignment with triple-A Fresno).

## CAREER FIELDING

Position	PCT.	G	PO	A	E	TC	DP
Outfield	.989	244	341	18	4	363	3

## CAREER HIGHS

- Hits: 5, April 28, 2010 vs. PHI
- Runs: 3 (3x), last: April 28, 2010 vs. PHI
- Doubles: 3, Sept. 24, 2008 vs. COL
- Triples: 1 (9x), last: Sept. 6, 2010 at AZ
- Home Runs: 1 (9x), last: July 19, 2010 at LAD
- RBI: 3, June 13, 2009 vs. OAK
- Walks: 1 (41x), last: Sept. 18, 2010 vs. MIL
- Stolen Bases: 1 (10x), last: May. 14, 2010 vs. HOU
- Longest Hitting Streak: 9 games, Sept. 28, 2007-Sept. 9, 2008

## CAREER HOME RUN CHART

- Multi-HR Games (0)
- 3-HR Games (0)
- Grand Slams (0)
- Pinch-Hit (0)
- Inside-the-Park (1)  
June 14, 2009 vs. OAK (off Brett Anderson)
- Game Ending (0)
- Leadoff (0)

# Henry Sosa

## RIGHT-HANDED PITCHER

**Birthdate:** July 28, 1985

**2011 Opening Day Age:** 25

**Birthplace:** El Seibo, Dominican Republic

**Resides:** El Seibo, Dominican Republic

**Bats:** Right      **Throws:** Right

**Height:** 6-1      **Weight:** 205

**M.L. Service:** 61 days

**How Obtained:** Signed by Giants as non-drafted Free Agent, April 23, 2004

**Contract Status:** Signed through 2011



### CAREER

**7th-year professional has logged 34-29 record with 3.48 ERA with 436 strikeouts against 200 walks in 126 minor league contests (89 starts).**

- > Worked perfect, 11-pitch 4th inning for World Team during 2007 Futures Game, which was part of All-Star Festivities at AT&T Park.
- > Was signed by Giants as non-drafted free agent in 2004.

### 2010 SEASON

**Posted 7-8 record with 4.07 ERA (53er, 115.0ip) in 36 games (14 starts) for triple-A Fresno.**

- > Started year working out of bullpen, going 4-1 with 2.98 ERA (15er, 45.1ip) in 22 outings. games...allowing .287 (80-for-279) avg. against.
- > Went 3-7 as starter with 4.78 ERA (37er, 69.2ip) in 14. Compiled monthly ERAs of 1.35 (2er, 13.1ip) and 1.26 (2er, 14.1ip) in April and May, respectively.

### 2009

**Went 6-0 with 2.36 ERA (19er, 72.1ip) in 14 starts for double-A Connecticut...allowed 2 runs-or-fewer in 12 of his 14 starting assignments, although just 4 of his 14 outings were quality starts.**

- > Was on his way to posting his best professional season before right elbow strain cut his campaign short. strain in his right elbow and was transferred to 60-day DL Aug. 5.
- > Was placed on disabled list July 2-end of season with

### 2008

**Compiled 3-4 record with 4.31 ERA (27er, 56.1ip) with 58 strikeouts in 12 starts for Class A Advanced San Jose.**

- > Missed majority of season due to muscle strain in chest and was limited to just 14 games (12 starts) between Class A Augusta and Class A Advanced San Jose.

### 2007

**Posted perfect 6-0 record with 0.73 ERA in 13 games (10 starts) for GreenJackets.**

- > Named to South Atlantic League mid-season All-Star squad.
- > Also participated for World Team in All-Star Futures Game played at AT&T Park.

### 2006

**Went 2-1 with 3.90 ERA in 9 games (6 starts) for Giants in Arizona League.**

- > Allowed 20 hits in 32.1 innings, but recorded 41 strikeouts against just 12 walks.
- > Fanned 8 batters over 5.0-shutout innings to earn win July 12.

### 2005

**Logged 5-6 mark with 3.58 ERA in 2nd season with DSL-Giants.**

### 2004

**Posted 0-5 record and 5.30 (21er, 35.2ip) figure in 13 games (7 starts) in his 1st professional season with DSL-Giants.**

### PERSONAL

- > Single.
- > Attended Liceo Sergio Augusto Beras in Dominican Republic.

## HENRY SOSA

Year	Club	W-L	ERA	G	GS	CG	SH	SV	IP	H	R	ER	HR	HB	BB	SO	WP	BK
2004	DSL-Giants-R	0-5	5.30	13	7	0	0	0	35.2	40	28	21	2	2	19	25	2	2
2005	DSL-Giants-R	5-6	3.58	13	12	0	0	0	55.1	53	30	22	4	1	8	46	4	1
2006	ARL-Giants-R	2-1	3.90	9	6	0	0	0	32.1	20	15	14	3	3	12	41	1	0
2007	Augusta-A	6-0	0.73	13	10	0	0	1	62.0	30	8	5	2	3	25	61	1	1
	San Jose-A	5-5	4.38	14	14	0	0	0	63.2	66	36	31	8	3	36	78	3	1
2008	San Jose-A	3-4	4.31	12	12	0	0	0	56.1	62	28	27	6	2	18	58	2	0
	Augusta-A	0-0	0.00	2	0	0	0	0	1.1	1	1	0	0	1	2	0	0	0
2009	Connecticut-AA	6-0	2.36	14	14	0	0	0	72.1	61	22	19	4	1	25	44	2	0
2010	Fresno-AAA	7-8	4.07	36	14	0	0	0	115.0	113	61	52	20	2	55	83	3	1
<b>Minor Totals</b>		<b>34-29</b>	<b>3.48</b>	<b>126</b>	<b>89</b>	<b>0</b>	<b>0</b>	<b>1</b>	<b>494.0</b>	<b>446</b>	<b>229</b>	<b>191</b>	<b>49</b>	<b>18</b>	<b>200</b>	<b>436</b>	<b>18</b>	<b>6</b>

## CAREER TRANSACTIONS

- Signed by San Francisco as non-drafted free agent, April 23, 2004.

## The All-Star Futures Game

Major League Baseball began hosting the All-Star Futures Game in 1999 along with the annual Major League All-Star Game. Each Year MLB officials and Baseball America select up to two top minor league prospects from each ballclub to represent each team, the United States club and the World club. Below are Giants farmhands who have been chosen for the game:

- 2010** OF Francisco Peguero (World)  
RHP Zack Wheeler (U.S.)
- 2009** IF Angel Villalona (World)  
LHP Madison Bumgarner (U.S.)
- 2008** C/IF Pablo Sandoval (World)  
OF Nate Schierholtz (U.S.)  
RHP Kevin Pucetas (U.S.)
- 2007** IF Brian Bockock (U.S.)  
RHP Henry Sosa (World)
- 2006** C Pablo Sandoval (World)
- 2005** IF Marcus Sanders (U.S.)  
LHP Francisco Liriano (World)  
RHP Merkin Valdez (World)
- 2004** RHP Matt Cain (U.S.)  
RHP Merkin Valdez (World)
- 2003** RHP Merkin Valdez (World)
- 2002** LHP Francisco Liriano (World)
- 2001** IF Cody Ransom (U.S.)  
RHP Jerome Williams (U.S.)
- 2000** RHP Kurt Ainsworth (U.S.)
- 1999** C Giuseppe Chiaramonte (U.S.)

# Chris Stewart

## CATCHER

**Birthdate:** February 19, 1982  
**2011 Opening Day Age:** 29  
**Birthplace:** Fontana, California  
**Resides:** Riverside, California  
**Bats:** Right      **Throws:** Right  
**Height:** 6-4      **Weight:** 208  
**M.L. Service:** 137 days  
**How Obtained:** Signed as Minor League free agent, Dec. 17, 2010  
**Contract Status:** Non-Roster Invitee



### CAREER

**9-year journeyman catcher has posted .258 avg. (555-for-2,155) with 31 HRs and 238 RBI in 684 minor league games.**

- > Has appeared in 26 games at Major League level in parts of 4 seasons with Chicago-AL (2006), New York-AL (2006), Texas (2007) and San Diego (2010), hitting .187 (9-for-48).
- > Has thrown out 43.7% (157-of-359) of opposing base stealers during his minor league career and 37.5% (6-of-16) at Major League level.
- > Was originally selected by Chicago-AL in 12th round of 2001 First-Year Player Draft.

### 2010 SEASON

**Signed with San Diego and spent most of season in triple-A Portland, hitting .248 (66-for-266) with 14 2Bs, 7 HRs and 39 RBI in 85 games.**

- > Threw out 22-of-56 (39.3) would-be base stealers.
- > Posted season-high 11-game hitting streak July 23-Aug. 10, batting .302 (13-for-43) during stretch.
- > Called-up to San Diego in Sept. 1st and appeared in 2 games, however did not have any at-bats.

### 2009

**Played in 78 games for triple-A Scranton-Wilkes Barre and batted .280 (65-for-232) while posting career-high .375 OBP.**

- > In 76 games at catcher position, threw out 32-of-69 (46.4%) attempted base stealers.

### 2008

**Appeared in one Major League game for New York-AL and spent rest of season at triple-A Scranton Wilkes-Barre hitting .279 (76-for-272).**

- > Began season with Texas organization and was released on March 27...signed as minor league free agent with New York-AL on April 4.
- > Appeared in one game for New York-AL and went 0-for-3 with strikeout.

### 2007

**Made his 1st Opening Day roster with Texas and appeared in 17 games for Rangers.**

- > Collected his 1st Major League hit and RBI on April 9 vs. Tampa Bay off RHP Shawn Camp.
- > After being optioned to triple-A hit .425 (17-for-40) in his 1st 11 games with pair of 3 RBI games.

### 2006

**Made his Major League debut with Chicago-AL, appearing in just 6 games.**

- > Made big league debut Sept. 6 vs. Boston.
- > In his 1st Major League start on Sept. 27 at Cleveland, backstop threw out OF Grady Sizemore twice attempting to steal.
- > Ranked by *Baseball America* as White Sox's best defensive catcher for 3rd-consecutive season.

### 2005

**Recorded best professional season by hitting .286 (89-for-311) with 11 HRs in 95 games with Birmingham.**

- > Was named to Southern League mid-season All-Star team.
- > Led Southern League by throwing out 51.8% (43-of-83) of opposing base stealers.
- > Ranked by *Baseball America* as White Sox's best defensive catcher for 2nd-consecutive season.

**2004**

**Hit .223 (61-for-274) playing with both double-A Birmingham and triple-A Charlotte.**

> Ranked by *Baseball America* as White Sox's best defensive catcher prior to season.

**2003**

**Played entire season with Class A Advanced Winston-Salem, posting .207 avg. (45-for-217).**

> Appeared in 76 games and helped lead Winston-Salem to Carolina League Championship.

**2002**

**Made his professional debut in rookie ball with Bristol after being drafted in 12th round of First-Year Player draft by Chicago-AL in 2001.**

> Batted .278 (44-for-158) with 10 extra-base hits in 42 games as Bristol won Appalachian League Championship.

**PERSONAL**

> Married (Lindsey).

Valley, CA) in 2000.

> Graduated from Canyon Spring High School (Moreno

> Attended Riverside Community College (CA).

**CHRIS DAVID STEWART**

Year	Club	AVG	G	AB	R	H	2B	3B	HR	RBI	SH	SF	HP	BB-I	SO	SB-CS	E	SLG	OBP
2002	Bristol-R	.278	42	158	25	44	9	0	1	12	4	1	4	14-0	23	0-0	8	.354	.350
2003	Winston-S-A	.207	76	217	18	45	8	2	2	27	0	7	0	27-1	29	1-0	14	.290	.294
2004	Charlotte-AAA	.071	5	14	1	1	1	0	0	1	0	0	1	1-0	3	0-0	3	.143	.188
	Birmingham-AA	.231	83	260	26	60	11	2	1	17	13	2	4	22-0	59	2-4	8	.300	.299
2005	Birmingham-AA	.286	95	311	39	89	21	0	11	51	10	2	3	24-2	37	3-3	8	.460	.341
2006	Charlotte-AAA	.265	89	272	40	72	17	3	4	28	8	1	5	15-0	35	3-0	4	.393	.314
	<b>Chicago-AL</b>	<b>.000</b>	<b>6</b>	<b>8</b>	<b>0</b>	<b>0</b>	<b>0</b>	<b>0</b>	<b>0</b>	<b>0</b>	<b>0</b>	<b>0</b>	<b>0</b>	<b>0-0</b>	<b>2</b>	<b>0-0</b>	<b>0</b>	<b>.000</b>	<b>.000</b>
2007	<b>Texas</b>	<b>.243</b>	<b>17</b>	<b>37</b>	<b>4</b>	<b>9</b>	<b>2</b>	<b>0</b>	<b>0</b>	<b>3</b>	<b>3</b>	<b>0</b>	<b>0</b>	<b>3-0</b>	<b>6</b>	<b>0-0</b>	<b>2</b>	<b>.297</b>	<b>.300</b>
	Oklahoma-AAA	.242	45	153	18	37	8	0	2	21	2	4	1	12-0	19	0-2	4	.333	.294
2008	<b>New York-AL</b>	<b>.000</b>	<b>1</b>	<b>3</b>	<b>0</b>	<b>0</b>	<b>0</b>	<b>0</b>	<b>0</b>	<b>0</b>	<b>0</b>	<b>0</b>	<b>0</b>	<b>0-0</b>	<b>1</b>	<b>0-0</b>	<b>0</b>	<b>.000</b>	<b>.000</b>
	Scranton-AAA	.279	86	272	32	76	19	0	2	24	5	1	3	28-2	38	2-1	10	.371	.352
2009	Scranton-AAA	.280	78	232	33	65	11	0	1	18	5	1	11	25-1	29	1-1	5	.341	.375
2010	Portland-AAA	.248	85	266	31	66	14	2	7	39	3	3	7	30-0	38	1-0	9	.395	.337
	<b>San Diego</b>	<b>.---</b>	<b>2</b>	<b>0</b>	<b>0</b>	<b>0</b>	<b>0</b>	<b>0</b>	<b>0</b>	<b>0</b>	<b>0</b>	<b>0</b>	<b>0</b>	<b>0-0</b>	<b>0</b>	<b>0-0</b>	<b>0</b>	<b>.---</b>	<b>.---</b>
<b>Minor Totals</b>		<b>.258</b>	<b>684</b>	<b>2155</b>	<b>263</b>	<b>555</b>	<b>119</b>	<b>9</b>	<b>31</b>	<b>238</b>	<b>57</b>	<b>16</b>	<b>39</b>	<b>198-6</b>	<b>310</b>	<b>13-11</b>	<b>73</b>	<b>.364</b>	<b>.329</b>
<b>A.L. Totals</b>		<b>.188</b>	<b>24</b>	<b>48</b>	<b>4</b>	<b>9</b>	<b>2</b>	<b>0</b>	<b>0</b>	<b>3</b>	<b>3</b>	<b>0</b>	<b>0</b>	<b>3-0</b>	<b>9</b>	<b>0-0</b>	<b>2</b>	<b>.229</b>	<b>.235</b>
<b>N.L. Totals</b>		<b>.---</b>	<b>2</b>	<b>0</b>	<b>0</b>	<b>0</b>	<b>0</b>	<b>0</b>	<b>0</b>	<b>0</b>	<b>0</b>	<b>0</b>	<b>0</b>	<b>0-0</b>	<b>0</b>	<b>0-0</b>	<b>0</b>	<b>.000</b>	<b>.000</b>
<b>M.L. Totals</b>		<b>.187</b>	<b>26</b>	<b>48</b>	<b>4</b>	<b>9</b>	<b>2</b>	<b>0</b>	<b>0</b>	<b>3</b>	<b>3</b>	<b>0</b>	<b>0</b>	<b>3-0</b>	<b>9</b>	<b>0-0</b>	<b>2</b>	<b>.229</b>	<b>.235</b>

**CAREER TRANSACTIONS**

- Selected by Chicago-AL in 12th round of 2001 First-Year Player Draft.
- Acquired by Texas in exchange for minor league RHP John Lujan, Jan. 12, 2007.
- Signed by New York-AL as free agent, April 3, 2008.
- Signed by Chicago-AL as free agent, Dec. 16, 2008.
- Acquired by New York-AL as part of conditional deal, March 21, 2009.
- Signed by San Diego as free agent, Dec. 17, 2009.
- Signed by San Francisco as minor league free agent, Dec. 17, 2010.

**CAREER FIELDING**

Position	PCT.	G	PO	A	E	TC	DP
Catcher	.985	24	125	7	2	134	3
1st Base	1.000	1	2	0	0	2	0

**CAREER HIGHS**

- **Hits:** 1 (9x), last: June 8, 2007 vs. MIL (w/TEX)
- **Runs:** 1 (4x), last: May 16, 2007 at TB (w/TEX)
- **Doubles:** 1 (2x), last: May 8, 2007 at NYY (w/TEX)
- **Triples:** None
- **Home Runs:** None
- **RBI:** 1 (3x), last: May 8, 2007 at MYY (w/TEX)
- **Walks:** 1 (3x), last: June 7, 2007 vs. DET (w/TEX)
- **Stolen Bases:** None
- **Longest Hitting Streak:** 3 games, April 9-19, 2007 (w/TEX)

**CAREER HOME RUN CHART**

- **Multi-HR Games (0)**
- **3-HR Games (0)**
- **Grand Slams (0)**
- **Pinch-Hit (0)**
- **Inside-the-Park (0)**
- **Game Ending (0)**
- **Leadoff (0)**
- **Leadoff (0)**

# Jason Stoffel

## RIGHT-HANDED PITCHER

**Birthdate:** September 15, 1988

**2011 Opening Day Age:** 22

**Birthplace:** Agoura, California

**Resides:** Agoura, California

**Bats:** Right **Throws:** Right

**Height:** 6-2 **Weight:** 225

**M.L. Service:** None

**How Obtained:** Giants' 4th round selection in 2009 First-Year Player Draft

**Contract Status:** Non-Roster Invitee



### Career

Has forged 3-4 record with 3.69 ERA (29er, 70.2ip), 29 saves and 85 strikeouts in 69 games over 2 minor league seasons with Giants.

- > Will be making his 1st appearance in big league camp.
- > Ranked 4th in Cal League with 25 saves in 2010.
- > Was Giants' 4th round pick in 2009 First-Year Player Draft.

### 2010 SEASON

Went 2-4 with 4.80 ERA (27er, 50.2ip) and 25 saves with 66 strikeouts in 52 games with Class A Advanced San Jose.

- > Ranked 4th in Cal League with 25 saves in 2010.
- > Pitched for Scottsdale Scorpions of AFL forging 1-0 record with 5.27 ERA (8er, 13.2ip) in 9 games.

### 2009

Made his professional debut with ARL-Giants and short season Salem-Keizer, going combined 1-0 with 0.90 ERA (2er, 20.0ip) and 4 saves in 17 games.

### Personal

- > Single.
- > Attended Arizona State University and led Pac-10 in saves (11) in 2009.

### JASON STOFFEL

Year	Club	W-L	ERA	G	GS	CG	SH	SV	IP	H	R	ER	HR	HB	BB	SO	WP	BK
2009	ARL-Giants-R	0-0	1.86	9	0	0	0	2	9.2	8	2	2	0	0	0	6	0	0
	Salem-Keizer-A	1-0	0.00	8	0	0	0	2	10.1	6	1	0	0	0	1	13	0	0
2010	San Jose-A	2-4	4.80	52	0	0	0	25	50.2	55	33	27	4	2	24	66	8	0
Minor Totals		3-4	3.69	69	0	0	0	29	70.2	69	36	29	4	2	25	85	8	0

### CAREER TRANSACTIONS

- Selected by San Francisco in 4th round of 2009 First-Year Player Draft. Signed by Chuck Hensley.

# Jeff Suppan

## RIGHT-HANDED PITCHER

**Birthdate:** January 2, 1975  
**2011 Opening Day Age:** 36  
**Birthplace:** Oklahoma City, Oklahoma  
**Resides:** Milwaukee, Wisconsin  
**Bats:** Right      **Throws:** Right  
**Height:** 6-2      **Weight:** 224  
**M.L. Service:** 13 years, 164 days  
**How Obtained:** Signed to minor league contract, Jan. 20, 2011  
**Contract Status:** Non-Roster Invitee



Suppan

### CAREER

**36-year-old has been one of most durable pitchers in Majors over his 16-year career, logging 411 starts (tied for 5th-most among active pitchers) and 2,512.0 innings (6th-most).**

- His 11 consecutive seasons with 30 plus starts ended in 2010 after making only 15 starts last year... was 2nd-longest active streak behind Livan Hernandez (13).
- Has career record of 138-143 with 4.69 ERA (1,310er, 2,512.0ip) in 442 big league games (411 starts) with Boston (1995-97, 2003), Arizona (1998), Kansas City (1998-2002), Pittsburgh (2003), St. Louis (2004-06, 2010) and Milwaukee (2007-10).
- Has earned double-digit victories in 9 of his 16 ML seasons, with his 138 wins ranking as 15th-most among active big leaguers.
- Was named 2006 NLCS MVP, going 1-0 with 0.60 ERA (1er, 15.0ip) in 2 games against New York-NL.

### 2010 SEASON

**Kicked off his 4th-straight campaign with Milwaukee before being released in June...signed with St. Louis June 14, and posted 3-8 record with 5.06 ERA (57er, 101.1ip) in 30 games (15 starts) with both clubs.**

- Began season on disabled list with back pain and made one rehab start at Kane County before joining Brewers.
- Made 2 starts for Milwaukee (0-1, 8.68 ERA/9er, 9.1ip) in April before being assigned to bullpen for his last 13 appearances with club.
- Set career high for innings pitched in relief with 4.0 frames at San Diego on April 29.
- Cleared waivers and became free agent June 10 and signed with St. Louis June 14.
- Had 3-6 record and 3.84 ERA (30er, 70.1ip) in 15 games (13 starts) for St. Louis, allowed 2-runs-or-fewer in 9 of his 13 starts for Cardinals.
- Won his 1st game with Red Birds with 5.1-scoreless innings vs. Pittsburgh July 3, had gone without win from Sept. 19, 2009 at Houston (with Milwaukee), span of 25 appearances and 79.1innings pitched (12 starts).
- Was placed on 15 day disabled list Aug. 11 with strained right groin, missed 25 games before being activated Sept. 1.

### 2009

**Went 7-12 with 5.29 ERA (95er, 161.2ip) in 30 starts with Milwaukee.**

- Made 30 plus starts for 11th consecutive season.
- Made his 4th career Opening Day start as he took mound in 10-6 loss April 7 at San Francisco...made his other Opening Day starts with Kansas City from 2000-02.
- Was on 15-day disabled list from July 30-Aug. 24 with left oblique strain (retroactive to July 28), was 5-8 with 5.27 ERA (67er, 114.1ip) in 21 starts before going on disabled list, went 2-4 with 5.32 ERA (28er, 47.1ip) in 9 starts after coming off disabled list.

### 2008

**Posted 10-10 record with 4.96 ERA (98er, 177.2ip) in 31 starts with Brewers.**

- Recorded at least 10 wins for 6th-straight season.
- Led team with 10 sacrifice bunts.
- Tossed 8.0-shutout innings and collected season-high 7 strikeouts in 1-0 victory May 28 vs. Atlanta.
- Was placed on 15 day disabled list from July 7-21 with joint irritation of right elbow.
- Had season-high 5-game winning streak over 6 starts from Aug. 1-30, posting 3.00 ERA (14er, 42ip).

### POSTSEASON HIGHLIGHTS

**Started decisive Game 4 of NLDS vs. Philadelphia on Oct. 5 and took loss (3ip, 6h, 5r, 5er, 2bb, 3k, 3hr).**

**2007**

**Went 12-12 with 4.62 ERA (106er, 206.2ip) in 34 starts during his 1st season with Brewers...was tied for team lead in wins and quality starts, while leading club in innings pitched.**

- > Was named Brewers Pitcher of Month for April as he went 4-2 with 2.55 ERA (12er, 42.1ip) in 6 starts...teamed with Chris Capuano to become 1st duo in franchise history to record at least 4 wins in month of April in same season.
- > Tossed his only complete game of season in 7-1 win April 30 vs. St. Louis (9ip, 8h, 1r, 1er, 1bb, 5k).
- > Reached 2,000 career innings July 31 vs. New York-NL.
- > Went 12-consecutive starts without win from June 27-Aug. 28, going 0-4 with 4.61 ERA (35er, 68.1ip) during stretch.
- > Finished season on strong note, going 4-1 with 3.86 ERA (16er, 37.1ip) in 6 starts in September.
- > Made his 1st career pinch-hitting appearance Sept. 22 at Atlanta (sac bunt for Francisco Cordero).

**2006**

**Had 12-7 record with 4.12 ERA (87er, 190.ip) in 32 starts for World Champion St. Louis Cardinals.**

- > Went 6-5 with 5.83 ERA (62er, 95.2ip) prior to All-Star Break and 6-2 with 2.39 ERA (25er, 94.1ip) after break, which ranked 3rd among all Major League starting pitchers.
- > Recorded his 100th career win June 17 vs. Colorado in 6-5 victory.
- > Notched his 1,000th career strikeout (Andre Ethier) July 21 at Los Angeles-NL.

**POSTSEASON HIGHLIGHTS**

**Was integral member of Cardinals staff in postseason, going 1-1 with 2.49 ERA (7er, 25.1ip) in 4 starts.**

- > Was named Most Valuable Player of NLCS as he went 1-0 with 0.60 ERA (1er, 15.0ip) against New York-NL.
- > Earned his lone win of playoffs in Game 3 of LCS Oct. 14, allowing just 3 hits over 8.0-shutout innings (1bb, 4k), also added solo homer off Steve Trachsel and recorded pair of sacrifice bunts.

**2005**

**Made 32 starts with Cardinals, tying his career-high with 16 wins, while also posting career-low 3.57 ERA (77er, 194.1ip).**

- > Was tied for 7th in NL in wins.
- > Belted his 1st career home run with solo shot off Steve Trachsel Sept. 10 vs. New York-NL.

**POSTSEASON HIGHLIGHTS**

**Started Game 4 of NLCS at Houston Oct. 16 and received no-decision in Cardinals' 2-1 loss (5ip, 3h, 1r, 1er, 3bb, 5k, 1hr).**

**2004**

**Notched career-high 16 wins with NLCS Champion Cardinals, while posting 4.16 ERA (87er, 188.0ip) in 31 starts.**

- > His 16 wins were tied for 5th in NL.
- > Pitched 188.0 innings, snapping streak of 5-consecutive seasons in which he tossed 200.0-or-more innings...had been one of only 2 right-handers in Majors to throw 200.0-or-more innings in each season from 1999-2003 (also Mike Mussina).
- > Went 10-1 with 3.55 ERA (36er, 91.1ip) on road as his 10 road wins were tied for 2nd-most in NL.
- > Won 10-straight decisions on road before suffering his only loss in his final road start Sept. 29 at Houston...was bidding to become just 3rd pitcher in Major League history to go undefeated on road while winning 10-or-more road contests...would have joined Yankees' Jimmy Key (10-0 in 1994) and Braves' Greg Maddux (13-0 in 1995).
- > Issued career-high 10 walks over 4.2 innings July 28 at Cincinnati, but received no decision in Cards' 11-10 victory...10 walks were most by Cardinals pitcher since Steve Carlton had 10 on July 3, 1971 at San Francisco.
- > Recorded career-high 6-game winning streak from Aug. 11-Sept. 7...had 3.58 ERA (15er, 37.2ip) during this stretch.

**POSTSEASON HIGHLIGHTS**

**Went 2-2 with 3.80 ERA (10er, 23.2ip) in 4 starts.**

- > Picked up series-clinching 6-2 victory in Game 4 of NLDS at Los Angeles-NL on Oct. 10 (7ip, 2h, 2r, 2er, 3bb, 2k, 1hr).
- > Had series-clinching 5-2 victory in Game 7 of LCS on Oct. 21 at Busch Stadium (6ip, 3h, 2r, 1er, 2bb, 6k, 1hr).

**2003**

**Split season between Pittsburgh and Boston, going 13-11 with 4.19 ERA (95er, 204.0ip) in 32 games (31 starts)...began year with Pirates, but was traded to Red Sox July 31.**

- > Went 10-7 with 3.57 ERA (56er, 141.0ip) in 21 starts (14 quality) for Pittsburgh.
- > Tossed 3 complete games, including shutouts June 29 vs. Colorado and July 28 at St. Louis...had career-high 10 punchouts in his other complete game July 10 at Milwaukee.
- > Won his 1st 4 starts of season, while posting 1.37 ERA (4er, 26.1ip).
- > Went 5-0 with 2.45 ERA (13er, 47.2ip) in his final 6 starts with Pittsburgh.
- > Was traded to Boston, along with RHP Brandon Lyon and RHP Anastacio Martinez, in exchange for IF Freddy Sanchez, LHP Mike Gonzalez and cash July 31.
- > Went 3-4 with 5.57 ERA (39er, 63.0ip) in 11 games (10 starts) with Red Sox, making 4 quality starts.

**2002****Went 9-16 with 5.32 ERA (123er, 208.0ip) in 33 starts for Kansas City.**

- Went 8-4 with 4.89 ERA (54er, 99.1ip) in 15 starts at Kauffman Stadium, but just 1-12 with 5.71 ERA (69er, 108.2ip) in 18 road starts.
- Was Royals' Opening Day starter for 3rd-straight season.
- Tossed 3 complete games, including 2-hit shutout April 29 at Detroit in his only road win of season.
- From July 23, Sept. 18 recorded career-high 9-game losing streak, snapped that losing streak with complete game Sept. 18 at Chicago-AL.

**2001****Was Royals Pitcher of Year as he led team in wins (10), innings pitched (218.1) and strikeouts (120)... went 10-14 with 4.37 ERA (106er, 218.1ip) in 34 starts.**

- Established career-highs in starts and innings pitched.
- Tossed his only complete game of season in 4-1 win Sept. 4 at Los Angeles-AL, allowing just 3 hits.

**2000****Forged 10-9 mark with 4.94 ERA (119er, 217.0ip) in 35 games (33 starts) with Kansas City...led team in wins and established career-high in strikeouts (128).**

- Led AL with 36 home runs allowed.
- Made his 1st career Opening Day start and received no-decision in Royals' 5-4 defeat April 3 at Toronto.
- Tossed 3 complete games, all coming over his last 7 starts...finished season with back-to-back complete games Sept. 21 vs. Los Angeles-AL and Sept. 27 vs. Detroit, which was 6-hit shutout.

**1999****Had 10-12 record with 4.53 ERA (105er, 208.2ip) in 32 starts in his 1st season with Kansas City, reached 200.0 inning mark for 1st time in his career.**

- Tied Jose Rosado for team lead in wins and tossed career-high 4 complete games.
- Named Royals Pitcher of Month for June (1-0, 4.22 ERA) and August (3-2, 4.14 ERA).
- Threw his 1st career shutout Aug. 3 at Los Angeles-NL, allowing just 5 hits.

**1998****Split time between Arizona and Kansas City, going 1-7 with 5.72 ERA (50er, 78.2ip) in 17 games (14 starts).**

- Began season with Arizona, where he went 1-7 with 6.68 ERA (49er, 66.0ip) in 13 starts, also made 13 appearances (12 starts) at triple-A Tucson, going 4-3 with 3.63 ERA (27er, 67.0ip).
- Recorded 1st Major League hit with single off Mark Gardner April 3 vs. San Francisco.
- Tossed 1st career complete game in 6-1 win May 15 vs. Pittsburgh, allowing only an unearned run on 3 hits.
- Notched 1st career stolen base July 2 at Chicago-NL.
- Contract was sold to Kansas City Sept. 3, made 4 appearances (1 start) with Royals, posting 0.71 ERA (1er, 12.2ip).

**1997****Began season at triple-A Pawtucket, but was recalled by Boston May 24, where he went 7-3 with 5.69 ERA (71er, 112.1ip) in 23 games (22 starts).**

- Won his 1st 5 decisions (over 14 starts) before suffering 1st loss Aug. 9 vs. Kansas City.
- Began season at Pawtucket, where he went 5-1 with 3.71 ERA (25er, 60.2ip) in 9 starts.
- Was selected by Arizona in 1st round (3rd overall) of Expansion Draft.

**1996****Made Opening Day roster with Boston, going 1-1 with 7.54 ERA (19er, 22.2ip) in 8 games (4 starts) before being optioned back to triple-A Pawtucket.**

- Made 3 appearances (1.2ip, 0er) before being optioned to Pawtucket April 5.
- Was named Red Sox Minor League Pitcher of Year, as he went 10-6 with 3.22 ERA (52er, 145.1ip) in 22 starts.
- Led International League in complete games (7) and strikeouts (142), and also ranked 4th in ERA.
- Recorded 13 strikeouts June 24 at Toledo.
- Was recalled by Boston Aug. 2 and made 5 appearances (4 starts) before landing on 15-day disabled list on Aug. 25 with right elbow strain, was transferred to 60-day disabled list Sept. 1.

**1995****Made Major League debut in just his 3rd year in professional ball with 2 stints with Boston...went 1-2 with 5.96 ERA (15er, 22.2ip) in 8 games (4 starts) at Major League level.**

- Began year at double-A Trenton, going 6-2 with 2.36 ERA (26er, 99.0ip) in 15 starts before his contract was purchased July 16.
- Made Major League debut July 17 vs. Kansas City, while also earning his 1st loss...allowed home run to 1st Major League batter he faced (Keith Lockhart).
- Was optioned to triple-A Pawtucket Aug. 1, where he made 7 starts, going 2-3 with 5.32 ERA (27er, 45.2ip) before being recalled for 2nd stint in Majors Sept. 3.
- Made 5 relief appearances during 2nd recall with Boston, while also earning 1st Major League win Sept. 17 at Cleveland.

**1994**

**Had stellar season at Class-A Sarasota, going 13-7 with 3.26 ERA (63er, 174.0ip) in 27 starts.**

- > Led Florida State League in strikeouts (173), while tying for lead in wins.
- > Earned Florida State League Pitcher of Week honors May 30-June 5 as well as Aug. 22-28.

**1993**

**Went 4-3 with 2.18 ERA (14er, 57.2ip) in 10 games (9 starts) in his 1st professional season with GCL-Red Sox.**

**A GIANT IN THE COMMUNITY**

- > Has been very active member of his community for each team he has been with.
- > Was Brewers, nominee for Roberto Clemente Award from 2007-09.
- > Was Brewers nominee for Marvin Miller Man of Year Award in 2008.
- > Earned Michael Harrison Award for Community Service, which is presented by Brewer in 2007.
- > Donates \$100 for every strikeout to Intrepid Fallen Heroes Fund, an organization that helps children and families of United States soldiers killed in line of duty.
- > Designates time and effort in support of Baseballers Against Drugs (BAD).
- > Is member of Pontifical Council of Church and Sport, visited Pope Benedict XVI at Vatican during 2005 offseason.
- > Donated \$20,000 to assist Milwaukee County Parks Department with repairs to baseball fields damaged by summer flooding in 2008.
- > Contributes to Beckum-Stapleton and Felix Mantilla Little Leagues, giving nearly 800 area children a chance to play baseball.
- > Partnered with Brewers to create *Soup's Troops* seats at Miller Park, 4 camouflaged seats which are donated to active members of military.
- > Wife, Dana, was PIAA Division II State Champion in basketball at Riverside (PA) High School.

**PERSONAL**

- > Married (Dana), daughter (Finley).
- > Owns and operates restaurant called, "Soup's Grill" in Woodland Hills, CA.
- > Graduated from Crespi Carmelite (CA) High School.

**JEFFREY SCOT SUPPAN**

Year	Club	W-L	ERA	G	GS	CG	SH	SV	IP	H	R	ER	HR	HB	BB	SO	WP	BK
1993	GCL Red Sox-R	4-3	2.18	10	9	2	1	0	57.2	52	20	14	0	3	16	64	2	0
1994	Sarasota-A	*13-7	3.26	27	27	4	2	0	174.0	153	74	63	10	6	50	*173	9	1
1995	Trenton-AA	6-2	2.36	15	15	1	1	0	99.0	86	35	26	5	8	26	88	4	0
	<b>Boston</b>	<b>1-2</b>	<b>5.96</b>	<b>8</b>	<b>3</b>	<b>0</b>	<b>0</b>	<b>0</b>	<b>22.2</b>	<b>29</b>	<b>15</b>	<b>15</b>	<b>4</b>	<b>0</b>	<b>5</b>	<b>19</b>	<b>0</b>	<b>0</b>
	Pawtucket-AAA	2-3	5.32	7	7	0	0	0	45.2	50	29	27	9	1	9	32	2	0
1996	<b>Boston</b>	<b>1-1</b>	<b>7.54</b>	<b>8</b>	<b>4</b>	<b>0</b>	<b>0</b>	<b>0</b>	<b>22.2</b>	<b>29</b>	<b>19</b>	<b>19</b>	<b>3</b>	<b>1</b>	<b>13</b>	<b>13</b>	<b>3</b>	<b>0</b>
	Pawtucket-AAA	10-6	3.22	22	22	*7	1	0	145.1	130	66	52	16	6	25	*142	9	1
1997	Pawtucket-AAA	5-1	3.71	9	9	2	1	0	60.2	51	26	25	7	1	15	40	2	1
	<b>Boston</b>	<b>7-3</b>	<b>5.69</b>	<b>23</b>	<b>22</b>	<b>0</b>	<b>0</b>	<b>0</b>	<b>112.1</b>	<b>140</b>	<b>75</b>	<b>71</b>	<b>12</b>	<b>4</b>	<b>36</b>	<b>67</b>	<b>5</b>	<b>0</b>
1998	<b>Arizona</b>	<b>1-7</b>	<b>6.68</b>	<b>13</b>	<b>13</b>	<b>1</b>	<b>0</b>	<b>0</b>	<b>66.0</b>	<b>82</b>	<b>55</b>	<b>49</b>	<b>12</b>	<b>1</b>	<b>21</b>	<b>39</b>	<b>2</b>	<b>0</b>
	Tucson-AAA	4-3	3.63	13	12	0	0	0	67.0	75	29	27	4	3	17	62	4	0
	<b>Kansas City</b>	<b>0-0</b>	<b>0.71</b>	<b>4</b>	<b>1</b>	<b>0</b>	<b>0</b>	<b>0</b>	<b>12.2</b>	<b>9</b>	<b>1</b>	<b>1</b>	<b>0</b>	<b>0</b>	<b>1</b>	<b>12</b>	<b>0</b>	<b>0</b>
1999	<b>Kansas City</b>	<b>10-12</b>	<b>4.53</b>	<b>32</b>	<b>32</b>	<b>4</b>	<b>1</b>	<b>0</b>	<b>208.2</b>	<b>222</b>	<b>113</b>	<b>105</b>	<b>28</b>	<b>3</b>	<b>62</b>	<b>103</b>	<b>5</b>	<b>1</b>
2000	<b>Kansas City</b>	<b>10-9</b>	<b>4.94</b>	<b>35</b>	<b>33</b>	<b>3</b>	<b>1</b>	<b>0</b>	<b>217.0</b>	<b>240</b>	<b>121</b>	<b>119</b>	<b>36</b>	<b>7</b>	<b>84</b>	<b>128</b>	<b>7</b>	<b>1</b>
2001	<b>Kansas City</b>	<b>10-14</b>	<b>4.37</b>	<b>34</b>	<b>34</b>	<b>1</b>	<b>0</b>	<b>0</b>	<b>218.1</b>	<b>227</b>	<b>120</b>	<b>106</b>	<b>26</b>	<b>12</b>	<b>74</b>	<b>120</b>	<b>6</b>	<b>0</b>
2002	<b>Kansas City</b>	<b>9-16</b>	<b>5.32</b>	<b>33</b>	<b>33</b>	<b>3</b>	<b>1</b>	<b>0</b>	<b>208.0</b>	<b>229</b>	<b>134</b>	<b>123</b>	<b>32</b>	<b>7</b>	<b>68</b>	<b>109</b>	<b>10</b>	<b>1</b>
2003	<b>Pittsburgh</b>	<b>10-7</b>	<b>3.57</b>	<b>21</b>	<b>21</b>	<b>3</b>	<b>2</b>	<b>0</b>	<b>141.0</b>	<b>147</b>	<b>57</b>	<b>56</b>	<b>11</b>	<b>6</b>	<b>31</b>	<b>78</b>	<b>3</b>	<b>0</b>
	<b>Boston</b>	<b>3-4</b>	<b>5.57</b>	<b>11</b>	<b>10</b>	<b>0</b>	<b>0</b>	<b>0</b>	<b>63.0</b>	<b>70</b>	<b>41</b>	<b>39</b>	<b>12</b>	<b>2</b>	<b>20</b>	<b>32</b>	<b>4</b>	<b>0</b>
2004	<b>St. Louis</b>	<b>16-9</b>	<b>4.16</b>	<b>31</b>	<b>31</b>	<b>0</b>	<b>0</b>	<b>0</b>	<b>188.0</b>	<b>192</b>	<b>98</b>	<b>87</b>	<b>25</b>	<b>8</b>	<b>65</b>	<b>110</b>	<b>4</b>	<b>1</b>
2005	<b>St. Louis</b>	<b>16-10</b>	<b>3.57</b>	<b>32</b>	<b>32</b>	<b>0</b>	<b>0</b>	<b>0</b>	<b>194.1</b>	<b>206</b>	<b>93</b>	<b>77</b>	<b>24</b>	<b>7</b>	<b>63</b>	<b>114</b>	<b>6</b>	<b>1</b>
2006	<b>St. Louis</b>	<b>12-7</b>	<b>4.12</b>	<b>32</b>	<b>32</b>	<b>0</b>	<b>0</b>	<b>0</b>	<b>190.0</b>	<b>207</b>	<b>100</b>	<b>87</b>	<b>21</b>	<b>8</b>	<b>69</b>	<b>104</b>	<b>8</b>	<b>0</b>
2007	<b>Milwaukee</b>	<b>12-12</b>	<b>4.62</b>	<b>34</b>	<b>34</b>	<b>1</b>	<b>0</b>	<b>0</b>	<b>206.2</b>	<b>243</b>	<b>113</b>	<b>106</b>	<b>18</b>	<b>11</b>	<b>68</b>	<b>114</b>	<b>7</b>	<b>0</b>
2008	<b>Milwaukee</b>	<b>10-10</b>	<b>4.96</b>	<b>31</b>	<b>31</b>	<b>0</b>	<b>0</b>	<b>0</b>	<b>177.2</b>	<b>207</b>	<b>110</b>	<b>98</b>	<b>30</b>	<b>4</b>	<b>67</b>	<b>90</b>	<b>3</b>	<b>1</b>
2009	<b>Milwaukee</b>	<b>7-12</b>	<b>5.29</b>	<b>30</b>	<b>30</b>	<b>0</b>	<b>0</b>	<b>0</b>	<b>161.2</b>	<b>200</b>	<b>106</b>	<b>95</b>	<b>25</b>	<b>11</b>	<b>74</b>	<b>80</b>	<b>12</b>	<b>0</b>
	Wisconsin-A	0-1	10.80	1	1	0	0	0	3.1	5	4	4	0	0	0	1	0	0
	Nashville-AAA	0-1	12.27	1	1	0	0	0	3.2	8	5	5	0	0	0	3	0	0
2010	<b>Milwaukee</b>	<b>0-2</b>	<b>7.84</b>	<b>15</b>	<b>2</b>	<b>0</b>	<b>0</b>	<b>0</b>	<b>31.0</b>	<b>50</b>	<b>29</b>	<b>27</b>	<b>4</b>	<b>1</b>	<b>12</b>	<b>18</b>	<b>1</b>	<b>0</b>
	<b>St. Louis</b>	<b>3-6</b>	<b>3.84</b>	<b>15</b>	<b>13</b>	<b>0</b>	<b>0</b>	<b>0</b>	<b>70.1</b>	<b>80</b>	<b>32</b>	<b>30</b>	<b>9</b>	<b>1</b>	<b>25</b>	<b>33</b>	<b>23</b>	<b>0</b>
<b>Minor Totals</b>		<b>44-27</b>	<b>3.33</b>	<b>105</b>	<b>103</b>	<b>16</b>	<b>6</b>	<b>0</b>	<b>656.1</b>	<b>610</b>	<b>288</b>	<b>243</b>	<b>51</b>	<b>28</b>	<b>158</b>	<b>605</b>	<b>32</b>	<b>3</b>
<b>A.L. Totals</b>		<b>51-61</b>	<b>4.96</b>	<b>188</b>	<b>172</b>	<b>11</b>	<b>3</b>	<b>0</b>	<b>1085.1</b>	<b>1195</b>	<b>639</b>	<b>598</b>	<b>154</b>	<b>36</b>	<b>363</b>	<b>603</b>	<b>40</b>	<b>3</b>
<b>N.L. Totals</b>		<b>87-82</b>	<b>4.49</b>	<b>254</b>	<b>239</b>	<b>5</b>	<b>2</b>	<b>0</b>	<b>1426.2</b>	<b>1642</b>	<b>793</b>	<b>712</b>	<b>179</b>	<b>58</b>	<b>495</b>	<b>780</b>	<b>49</b>	<b>3</b>
<b>M.L. Totals</b>		<b>138-143</b>	<b>4.69</b>	<b>442</b>	<b>411</b>	<b>16</b>	<b>5</b>	<b>0</b>	<b>2512.0</b>	<b>2809</b>	<b>1432</b>	<b>1310</b>	<b>333</b>	<b>94</b>	<b>858</b>	<b>1383</b>	<b>89</b>	<b>6</b>

\*Led League

## SUPPAN'S M.L. BATTING

M.L. Batting		AVG	G	AB	R	H	2B	3B	HR	RBI	SH	SF	HP	BB-I	SO	SB-CS	E	SLG	OBP
---	2010	.192	30	26	1	5	1	0	0	1	1	0	0	1-0	6	0-0	2	.231	.222
---	Career	.174	425	430	27	75	7	0	1	24	67	0	3	23-0	100	1-0	18	.198	.221

## DIVISION SERIES RECORD

Year	Club, Opp	W-L	ERA	G	GS	CG	SH	SV	IP	H	R	ER	HR	HB	BB	SO	WP	BK
2004	STL vs. LAD	1-0	2.57	1	1	0	0	0	7.0	2	2	2	1	0	3	2	0	0
2005	STL vs. SD								-Did Not Pitch-									
2006	STL vs. SD	0-1	6.23	1	1	0	0	0	4.1	6	3	3	0	0	3	3	0	0
2008	MIL vs. PHI	0-1	15.00	1	1	0	0	0	3.0	6	5	5	3	0	2	3	1	0
<b>LDS Totals</b>		<b>1-2</b>	<b>6.28</b>	<b>3</b>	<b>3</b>	<b>0</b>	<b>0</b>	<b>0</b>	<b>14.1</b>	<b>14</b>	<b>10</b>	<b>10</b>	<b>4</b>	<b>0</b>	<b>8</b>	<b>8</b>	<b>1</b>	<b>0</b>

## CHAMPIONSHIP SERIES RECORD

Year	Club, Opp	W-L	ERA	G	GS	CG	SH	SV	IP	H	R	ER	HR	HB	BB	SO	WP	BK
2003	BOS vs. NYY								-Did Not Pitch-									
2004	STL vs. HOU	1-1	3.00	2	2	0	0	0	12.0	8	5	4	2	1	4	9	0	0
2005	STL vs. HOU	0-0	1.80	1	1	0	0	0	5.0	3	1	1	1	0	3	5	0	0
2006	STL vs. NYM	1-0	0.60	2	2	0	0	0	15.0	5	1	1	0	1	6	6	0	0
<b>LCS Totals</b>		<b>2-1</b>	<b>1.69</b>	<b>5</b>	<b>5</b>	<b>0</b>	<b>0</b>	<b>0</b>	<b>32.0</b>	<b>16</b>	<b>7</b>	<b>6</b>	<b>3</b>	<b>2</b>	<b>13</b>	<b>20</b>	<b>0</b>	<b>0</b>

## WORLD SERIES RECORD

Year	Club, Opp	W-L	ERA	G	GS	CG	SH	SV	IP	H	R	ER	HR	HB	BB	SO	WP	BK
2004	STL vs. BOS	0-1	7.71	1	1	0	0	0	4.2	8	4	4	1	1	1	4	0	0
2006	STL vs. DET	0-0	4.50	1	1	0	0	0	6.0	8	3	3	1	0	2	4	0	0
<b>WS Totals</b>		<b>0-1</b>	<b>5.91</b>	<b>2</b>	<b>2</b>	<b>0</b>	<b>0</b>	<b>0</b>	<b>10.2</b>	<b>16</b>	<b>7</b>	<b>7</b>	<b>2</b>	<b>1</b>	<b>3</b>	<b>8</b>	<b>0</b>	<b>0</b>

## CAREER TRANSACTIONS

- Selected by Boston in 2nd round of 1993 First-Year Player Draft. Signed by Joe Stephenson.
- Placed on Disabled List Aug. 25-3, 1996 with right elbow strain...transferred to 60-day D.L. Sept. 1, 1996.
- Selected by Arizona in 1st round (3rd overall) of 1997 Expansion Draft.
- Contract sold to Kansas City by Arizona Sept. 3, 1998.
- Signed with Pittsburgh as free agent Jan. 31, 2003.
- Acquired by Boston from Pittsburgh, along with RHP Brandon Lyon and RHP Anastacio Martinez, in exchange for INF Freddy Sanchez, LHP Mike Gonzalez and cash on July, 31, 2003.
- Signed with St. Louis as free agent Dec. 16, 2003.
- Signed with Milwaukee as free agent Dec. 24, 2004.
- Placed on Disabled List with joint irritation of right elbow July 7-21, 2008.
- Placed on Disabled List with left oblique strain July 30-Aug. 24, 2009.
- Released by Milwaukee, June 7, 2010.
- Signed with St. Louis as free agent June 14, 2010.
- Placed Disabled List with right groin strain Aug. 1-Sept. 1, 2010.
- Signed with San Francisco as minor league free agent Jan. 20, 2011.

## CAREER FIELDING

Position	PCT.	G	PO	A	E	TC	DP
Pitcher	.967	442	172	351	18	541	23

## CAREER HIGHS

- **Low-Hit CG:** 2, April 29, 2002 at DET (w/KC)
- **Innings Pitched:** **Starter:** 9.0 (16x), last: April 30, 2007 vs. STL (w/MIL)  
**Reliever:** 4.0, April 29, 2010 at SD (w/MIL)
- **Most Strikeouts:** 9 (2x), last: July 10, 2003 at MIL (w/STL)
- **Winning Streak:** 6 games, Aug. 11-Sept. 7, 2004 (w/STL)
- **Losing Streak:** 9 games, July 23- Sept. 18, 2002 (w/ KC)
- **Scoreless Streak:** 15.2 innings, Aug. 31-Sept. 10, 2006 (w/STL)

# Clayton Tanner

## LEFT-HANDED PITCHER

**Birthdate:** December 5, 1987

**2011 Opening Day Age:** 23

**Birthplace:** Mona Vale, Australia

**Resides:** Concord, California

**Bats:** Left      **Throws:** Left

**Height:** 6-2      **Weight:** 203

**M.L. Service:** None

**How Obtained:** Giants' 3rd round selection in 2006 First-Year Player Draft

**Contract Status:** Signed through 2011



### CAREER

**23-year-old left-hander was added to 40-man roster over winter of 2010...5th-year professional has logged 45-33 record with 3.53 ERA (222er, 566.2ip) in 117 minor league contests (97 starts) with 413 strikeouts against 197 walks.**

- > Enjoyed standout year for San Jose Giants during 2009 season...posted 12-6 record and 3.17 ERA in 26 appearances while leading San Jose's charge to 2009 California League title.
- > Was Game 1 starting pitcher in California League Division Finals and Championship Game, posting 2-0 record with 0.64 ERA (1er, 14.0ip) throughout playoffs.
- > Native of Australia, Tanner finished 3rd in California League with 3.17 ERA in 2009, his 3rd-consecutive season that Concord, CA native ended year ranked among top 10 in league in ERA.
- > Was member of South Atlantic mid-season All-Star team in 2007.

### 2010 SEASON

**Spent entire season with double-A Richmond Flying Squirrels, posting 9-9 record with 3.68 ERA (61er, 149.0ip) in 27 games as starter.**

- > Was 6-4 with 2.97 ERA (29er, 88.0ip), while walking 41 and striking out 52 in 15 home games.
- > Held left-handed hitters to .190 (22-for-116) avg. against and RHH to .285 (128-for-449) mark.

### 2009

**Was one of top pitchers on San Jose's staff going 12-6 with 3.17 ERA (49er, 139.1ip) and 121 strikeouts in 26 games (23 starts) to lead Giants to California League Championship.**

- > Finished 3rd in California League in ERA and showed remarkable consistency throughout season having allowed just 2 earned runs-or-less in 16 out of his 23 starting assignments.
- > Also ranked among CAL leaders in fewest baserunners per 9.0 innings (3rd, 11.45) and batting avg. against (5th, .251).
- > Finished year strong posting 4-0 record and 3.12 ERA (14er, 40.1ip) over his final 7 appearances.
- > Was Game 1 starting pitcher in both California League Division Finals and Championship Game, posting 2-0 record with 0.64 ERA (1er, 14.0ip) throughout playoffs.
- > Fired 7.0-scoreless innings before relievers Daniel Turpen and Rafael Cova completed 1-0 shutout in Game 1 of Division Finals against Bakersfield.
- > Struck out 9 over 7.0 innings to lead SJ Giants to 2-1 win over High Desert Mavericks in Game 1 of Championship Series.

### 2008

**Spent entire season with Class A Advanced San Jose, going 10-8 with 3.69 ERA (48er, 117.0ip) in 27 games (24 starts).**

- > Posted 6th-lowest ERA in California League behind teammates Tim Alderson (1st-2.79), Kevin Pucetas (2nd-3.02) and Jesse English (4th-3.19).
- > Named California League Pitcher of Week for April 8-14
- > after allowing 1 unearned run in 11.0 innings.
- > Finished season on high note, going 4-1 with 1.61 ERA (5er, 28.0ip) in 5 games.

### 2007

**Went 12-8 with 3.59 ERA (54er, 135.1ip) in 27 games (23 starts) at Class A Augusta.**

- > Named to South Atlantic League mid-season All-Star team.
- > Started season going 4-0 with 1.35 ERA (3er, 20.0ip) over his 1st 5 games.

## 2006

**Went 2-2 with 3.46 ERA (10er, 26.0ip) and 25 strikeouts in 13 games.**

- > Began his 1st professional season with short-season Salem-Keizer appearing as reliever in 13 games.
- > Started career with 11.0 inning-scoreless streak.

## PERSONAL

- > Single.
- > Graduated from De La Salle (Concord, CA) High School.

## CLAYTON TANNER

Year	Club	W-L	ERA	G	GS	CG	SH	SV	IP	H	R	ER	HR	HB	BB	SO	WP	BK
2006	Salem-Keizer-R	2-2	3.46	13	0	0	0	1	26.0	17	11	10	1	1	8	25	2	0
2007	Augusta-A	12-8	3.59	27	23	1	0	0	135.1	147	61	54	5	3	44	104	8	0
2008	San Jose-A	10-8	3.69	24	24	0	0	0	117.0	124	61	48	1	8	39	84	8	0
2009	San Jose-A	12-6	3.17	26	23	0	0	0	139.1	132	62	49	18	5	42	121	5	0
2010	Richmond-AA	9-9	3.68	27	27	0	0	0	149.0	150	78	61	10	7	64	79	14	2
<b>Minor Totals</b>		<b>45-33</b>	<b>3.53</b>	<b>117</b>	<b>97</b>	<b>1</b>	<b>0</b>	<b>1</b>	<b>566.2</b>	<b>570</b>	<b>273</b>	<b>222</b>	<b>35</b>	<b>24</b>	<b>197</b>	<b>413</b>	<b>37</b>	<b>2</b>

## CAREER TRANSACTIONS

- Selected by San Francisco in 3rd round of 2006 First-Year Player Draft. Signed by Keith Snider.

## Rookies

Since 1947 there have been only nine unanimous winners of the BBWAA's N.L. Rookie of the Year Award. They include Cincinnati's Frank Robinson (1956), San Francisco's Orlando Cepeda (1958) and Willie McCovey (1959), St. Louis' Vince Coleman (1985), San Diego's Benito Santiago (1987), Los Angeles' Mike Piazza (1993) and Raul Mondesi (1994), Philadelphia's Scott Rolen (1997) and St. Louis' Albert Pujols (2001). The following players on the Giants' 40-man roster are eligible to be 2011 Rookie of the Year:

**Ehire Adrianza**

**Jose Casilla**

**Steve Edlefsen**

**Darren Ford**

**Conor Gillaspie**

**Waldis Joaquin**

**Thomas Neal**

**Francisco Peguero**

**Brett Pill**

**Henry Sosa**

**Clayton Tanner**

# Miguel Tejada

## INFILDER

**Birthdate:** May 25, 1974

**2011 Opening Day Age:** 36

**Birthplace:** Bani, Dominican Republic

**Resides:** Santo Domingo, Dominican Republic

**Bats:** Right      **Throws:** Right

**Height:** 5-9      **Weight:** 218

**M.L. Service:** 13 years, 33 days

**How Obtained:** Signed as free agent, Dec. 2, 2010

**Contract Status:** Signed through 2011



- > 6-time All-Star (2002, 2004-06, 2008-09)
- > 2-time Silver Slugger Award winner (2004, 2005)
- > 2002 American League Most Valuable Player
- > 2004 Home Run Derby winner (27 HRs overall)
- > 2005 All-Star Game Most Valuable Player
- > Has finished in top 10 in batting average in 3 of last 9 seasons
- > Led AL in 2Bs in 2005 (50) and NL in 2Bs in 2009 (46)
- > Led AL in RBI in 2004 (150)
- > Has 5th-longest consecutive games played streak in Major League history (1,152 games)
- > Has averaged 158 games per season since 1999
- > Has appeared in 2,027 games, 5th-most by any player since he made his ML debut in 1997

### CAREER

**Tejada is 6-time All-Star (2002, 2004-06, 2008-09), 2-time Silver Slugger Award winner (2004, 2005), and 2002 AL MVP.**

- > Began his 1st 6 seasons of his career with Oakland, where he began his streak of 1,152 consecutive games that ended with Baltimore on June 22, 2007...that streak is 5th-longest in Major League history, behind Cal Ripken (2,632), Lou Gehrig (2,130), Everett Scott (1,307) and Steve Garvey (1,217).
- > In 2002, was awarded American League Most Valuable Player after batting .308 with 34 HRs and 131 RBI... became only 3rd Dominican Republic native to win award at time (Sammy Sosa, 1998 and George Bell, 1987).
- > Also named MVP of 2005 All-Star Game, hitting solo HR and adding sac fly.
- > Won his 1st AL Silver Slugger Award as top offensive shortstop in league in 2004 after hitting 34 HRs and driving in AL-best 150 RBI...earned his 2nd-straight Silver Slugger Award in AL after recording 26 HRs and 98 RBI in 2005.
- > Is one of 225 players all-time and 18 active players with at least 2,000 games played.
- > Is one of 129 players all-time and 22 active players with at least 300 career HRs.
- > Has made 12 consecutive Opening Day starts.
- > Has been one of most durable players in Majors throughout his career, averaging 158 games per season since 1999...he's appeared in 2,027 games, which is 5th-most by any player since he made his big league debut in 1997...his 1,905 games at shortstop are also 3rd-most in league since his debut.
- > Over 14 seasons, has hit .300 or higher 5 times, while accumulating 8 20-plus HR seasons, 10 years with at least 30 2Bs and 6 campaigns with over 100 RBI.
- > Originally signed by Oakland as an amateur free agent in 1993, Dominican Republic native has posted lifetime .287 average with 447 2Bs, 300 HRs and 1,256 RBI in 2,027 games with Oakland (1997-2003), Baltimore (2004-07, 2010), Houston (2008-09) and San Diego (2010).

### 2010 SEASON

**Split season between Orioles and Padres, combining for .269 average (171-for-636) with 15 HRs and 71 RBI.**

- > Made his 5th Opening Day start for Orioles (also 2004-07 at shortstop) and his 1st at 3rd base.
- > Was acquired by San Diego in exchange for RHP Wynn Pelzer on July 29.
- > Despite playing 59 games for San Diego and 97 for Baltimore, belted one more homer with Padres than with Orioles...averaged home run every 29.4 at-bats with SD (57.3 with BAL).
- > Posted .730 OPS with Padres compared to .670 OPS with Orioles.
- > Appeared in his 2,000th career game Sept. 5 vs. Colorado.
- > Hit career HR number 300 on Sept. 22 at Los Angeles-NL off Ted Lilly.
- > Made 50 starts for Padres, including 57 at shortstop and 2 at third base...made 93 starts at third base for Orioles

before trade...had never played position other than shortstop prior to 2010 season.

- Reached base via hit, walk or hit by pitch in 47 of his 59 games with Padres.
- Between 59 games with Padres and 18 Interleague games with Orioles, combined to hit .288 (90-for-313) with 10

2Bs, 9 HRs, 40 RBI and 41 runs scored in 77 games against National League opponents.

- Finished season by hitting .308 (24-for-78) with 2 2Bs, 3 HRs, 14 RBI and 9 runs scored in his final 20 games beginning Sept. 13.

## 2009

**Led National League in 2Bs (46), was 2nd in at-bats (635), multi-hit games (57), hits (199) and 3 or more hit games (19)...was elected to his 6th All-Star Team.**

- Made his 11th consecutive Opening Day start.
- Elected via player vote to his 6th All-Star Team, entering game in St. Louis at shortstop and going 0-for-2.
- Finished season with 21-game hitting streak, during which he hit .407 (33-81), longest active streak in Majors and 2nd longest streak of his career (24 games, July 11-August 4, 2002).
- Led Astros in average and was 4th in NL with .343 batting average at home.
- Was toughest batter to fan in NL and 3rd-toughest in Majors at once every 14.04 PA.
- Was also 2nd-toughest batter to walk in NL at once every 35.47 PA
- Led MLB with 29 GDP.
- Hit safely in 27 of his last 28 games of season, batting .385 (42-109).
- Led all NL shortstops in games (158), total chances (710), double plays turned (105) and assists (475).
- Went 0-for-19, August 12-18, 3rd-longest hitless streak of his career.
- Hit .329 (116-353) with 7 HRs, 30 2Bs and 49 RBI in 86 games before break.
- Led NL with 116 hits before All-Star Break, marking most ever by an Astros shortstop before break.
- Recorded 2,000th hit of his career on June 13 at Arizona, 29th shortstop in MLB history to reach 2,000-hit plateau.
- Named NL Player of Week, May 18-24, after hitting .522 (12-23) in 6 games with 3 2Bs, 3 HRs and 4 RBI (6th career).
- Collected 3 walk-off hits: June 2 vs. COL (HR), July 22 vs. STL and Sept. 9 vs. ATL.
- Participated in WBC for Team Dominican and hit .273 (3-for-11) with HR, playing 3rd base.

## 2008

**Hit .283 (179-for-632) with 13 HRs and 66 RBI in 158 games...set Houston franchise records for shortstop in single season in hits (179), 2Bs (38) and games played (158).**

- Is 1st shortstop to lead Astros in hits since Rafael Ramirez in 1978.
- Ranked 5th among all NL shortstops in RBI (66) and HRs (13), 3rd in runs scored (92) and hits (179), and tied for 2nd in 2Bs (38).
- Hit safely in 119 of his 158 games.
- Went 31 games without home run, June 20-July 28, tying his career-long streak without homer (Aug. 22-Sept. 23, 2006).
- Selected to his 5th All-Star Game and went 2-for-3 with run, walk and stolen base in American League's 15-inning 4-3 win at Yankee Stadium.
- Scored 1,000th run of his career on July 7 at PIT.
- Became 3rd player in Astros history to hit walk-off home run in his 1st home game with team, April 7 vs. St. Louis.

## Most Consecutive Games Played in Major League History

Rank	Name	# Games	First Game	Last Game
1.	Cal Ripken, Jr.	2,632	5-30-1982	9-19-1998
2.	Lou Gehrig	2,130	6-01-1925	4-30-1939
3.	Everett Scott	1,307	6-20-1916	5-05-1925
4.	Steve Garvey	1,207	9-03-1975	7-29-1983
5.	<b>Miguel Tejada</b>	<b>1,152</b>	<b>6-01-2000</b>	<b>6-21-2007</b>
6.	Billy Williams	1,117	9-22-1963	9-02-1970
7.	Joe Sewell	1,103	9-13-1922	4-30-1930
8.	Stan Musial	895	4-15-1952	8-23-1957
9.	Eddie Yost	829	4-30-1949	5-11-1955
10.	Gus Suhr	822	9-11-1931	6-04-1937

## 2007

**Hit .296 (152-for-514) in 133 games during his 4th season with Orioles.**

- > Was placed on disabled list June 22 with fractured left hand, snapping his consecutive games played streak at 1,152...streak is 5th longest of all-time and was longer than next four active streaks combined when he went on DL.
- > Was hit by pitch from Doug Brocail in 8th inning on June 20 at San Diego and next day he went up to bunt in top of 1st inning, bunted into force play, and was replaced by pinch runner...following that game, it was announced that he was diagnosed with fracture of left radius, forearm bone on thumb side near wrist...was placed on disabled list, ending his streak.
- > Prior to June 23, last missed game on May 31, 2000 with Oakland.
- > Hit .382 (21-55) with RISP and 2 outs, 6th-best in American League.
- > Hit .337 (34-101) in April.
- > Missed nearly month with hand injury, returning to lineup on July 27.
- > Hit .340 (97-285) in 72 games before going on DL and .240 (55-229) in 61 games after his return.
- > Hit career-best 10 HRs in August, 20th time and 10th different player in club history to hit at least that many in calendar month.

## 2006

**Was named "Most Valuable Oriole" for 2nd time in 3 seasons after leading team with .330 average (214-for-648), 24 HRs and 100 RBI.**

- > Set club record and tied 3rd in AL with career-high 214 hits, surpassing Cal Ripken's 211 hits in 1983.
- > Average ranked 4th in AL and was 2nd-highest mark in club history, behind Melvin Mora's .340 clip in 2004.
- > Led league with .357 average at home.
- > Also paced league with 28 GDPs, but also came to plate with most GDP situations (178) in Majors.
- > Hit .329 vs. RHP, 5th in AL, and .335 vs. LHP, 10th in league, only player to finish in top 10 in both categories.
- > Played in all 162 games for 6th-straight season, extending his consecutive games streak to 1,080.
- > Was named to American League All-Star team for 4th time in his career and 3rd consecutive season with Orioles...played final 4.0 innings of game and went 0-for-1.
- > Had 21 HRs as shortstop and 3 as designated hitter.
- > Became 3rd shortstop to hit at least 20 HRs in 8 or more consecutive seasons, joining Cal Ripken (9, 1983-91) and Alex Rodriguez (8, 1996-2003).
- > Had 43 hits in April, breaking Roberto Alomar's club record for hits in opening month.
- > Named American League Player of Week, April 17-23.
- > Was 1st player to have at least 4 hits in game while rest of his team went hitless since Cubs' Billy Williams on Sept. 6, 1969.
- > Led AL with .422 batting average in April.
- > Snapped career-long stretch of 120 consecutive at-bats without HR by homering in consecutive plate appearances on Sept. 24 vs. Minnesota.

**Players to Have Played for Both Giants and A's**

Mike Aldrete	Ray Durham	Dave Kingman	Alejandro Sanchez
Gary Alexander	Randy Elliott	Brad Komminsk	Scott Sanderson
Felipe Alou	Alan Embree	Bob Lacey	F.P. Santangelo
Jesus Alou	Keith Foulke	Gary Lavelle	Scott Service
Matty Alou	Tito Fuentes	Johnnie LeMaster	Lary Sorensen
Dusty Baker	Phil Garner	Darren Lewis	Elias Sosa
Bill Bathe	Dan Giese	Brent Mayne	Champ Summers
Vida Blue	Rich Gossage	Dave McCarty	<b>Miguel Tejada</b>
Ollie Brown	Jose Guillen	Willie McCovey	Gary Thomasson
Ernie Camacho	Dave Heaverlo	Willie McGee	Rusty Tillman
Santiago Casilla	Dave Henderson	Kevin Mitchell	Brett Tomko
Alberto Castillo	Gil Heredia	Joe Morgan	Manny Trillo
Orlando Cepeda	Stan Javier	Bill North	Ed Vosberg
Doug Clark	John Johnstone	Marty Perez	Jay Witasick
Joe Coleman	Ed Jurak	Luis Quinones	Tim Worrell
John D'Acquisto	Bob Kearney	Dave Righetti	Keiichi Yabu
Rajai Davis	Mike Kingery	Ernie Riles	Barry Zito
Kelly Downs	Brian Kingman	Rick Rodriguez	

- > All 24 of his HRs came with none or one man on base... according to *Elias*, no other player in Majors had as many homers, all with zero or one man on base.
- > Had at least 2 hits in each of his 1st 8 games of season against Yankees, longest streak of multi-hit games against

New York since Paul Molitor (9 consecutive games in 1985).

- > Played for Dominican Republic in inaugural World Baseball Classic, going 7-for-24 (.292) with 3 2Bs and 3 RBI in 6 games.

## 2005

**Earned his 2nd-straight Silver Slugger Award as top offensive shortstop in American League after recording 26 HRs and 98 RBI.**

- > Led AL with 50 2Bs, matching Brian Roberts' club record set in 2004.
- > Played in all 162 games for 5th-consecutive season, running his consecutive games streak to 918.
- > Started 160 games at shortstop and made 2 starts as designated hitter.
- > Was named to his 3rd All-Star Game and his 1st as starter...in his 1st AS start, hit solo HR off John Smoltz of Braves and had sacrifice RBI...his efforts earned him All-Star Game's Most Valuable Player...marked 6th time

an Oriole has won All-Star MVP Award, most by any club since it was 1st given in 1962.

- > Set club record with 31 RBI in April, topping Mike Bordick's 2000 record of 29.
- > Hit his 200th career HR on May 9 vs. Minnesota to become only 5th player to hit 200 or more home runs as shortstop.
- > Went 5-for-5 with 2 2Bs and 3B on July 9 vs. Boston, his 2nd career 5-hit game.

## 2004

**Was named "Most Valuable Oriole" after batting .311 (203-for-653), leading team with 34 HRs and setting club record with ML-leading 150 RBI while playing in every game in his 1st season with O's.**

- > Finished 5th in AL MVP voting by Baseball Writers Association of America, highest finish by an Oriole since Randy Myers was 4th in 1997.
- > Won his 1st AL Silver Slugger Award as top offensive shortstop in league, as voted on by league's managers and coaches.
- > Became 5th Oriole to lead AL in RBI but 1st in club history to lead Majors in that category...150 RBI matched Major League record for most by player in his 1st year with team (Rogers Hornsby - Chicago Cubs in 1929)...150 RBI were 2nd-most ever by shortstop, behind Vern Stephens' 159 RBI for Boston in 1949.
- > Played in all 162 games for 4th-consecutive season...played all but 32 innings, leaving 16 games early.
- > Won All-Star Home Run Derby in Houston, setting then-records for HRs in round (15) and overall (27)...defeated Houston Astros outfielder Lance Berkman, 5-4 in final round...was 2nd Oriole to win derby, joining Cal Ripken in 1991.
- > Played final 3.0 innings of All-Star Game, going 0-for-1 in his 2nd appearance in Midsummer Classic.
- > Was named American League Player of Week twice during season (July 19-25 and Sept. 20-26).
- > Collected his 1,000th career hit with single in 4th inning on May 4 vs. Chicago-AL.
- > Was one of 6 finalists for American League's Hank Aaron Award, recognizing best offensive performer in each league.
- > Was named "Favorite New Oriole" for 2004 by Oriole Advocates, non-profit volunteer group that promotes baseball in region.
- > Tied with New York's Jorge Posada for AL lead with 24 grounded into double plays.
- > Before joining Orioles in Spring Training, played in 4 games for Aguilas in Dominican Winter League, then helped Dominican Republic win Caribbean World Series for 1st time on their native soil.

**2003****Finished with .278 average (177-for-636), 27 HRs and 106 RBI in his final season with Oakland.**

- Drove in 100 runs for 4th-consecutive season...became 5th player in A's history with at least 4 consecutive 100 RBI seasons, joining Al Simmons (1924-32), Bob Johnson (1935-41), Jimmie Foxx (1929-35) and Jason Giambi (1998-01).
- Ranked 2nd among Major League shortstops in RBI (Alex Rodriguez, 116) and 4th in HRs.
- Appeared in all 162 games for 3rd-consecutive season, running his consecutive games streak to 594.
- Played in his 500th consecutive game on June 17 vs. Texas to become 32nd player (34th time) in Major League history to reach 500.
- Struck out career-low 65 times and averaged one strikeout per 10.8 plate appearances, 6th-lowest mark in AL.
- Left A's ranked 7th in HRs (156) and RBI (604), 8th in extra-base hits (358), 9th in 2Bs (191) and slugging percentage (.460) and 10th in runs scored (574).
- He and Alex Rodriguez were only 2 AL shortstops ranked in top 3 in hits, 2Bs, HRs, RBI, runs, walks and slugging.
- Topped Majors with 490 assists.
- Had career-high 32-game errorless streak, May 8-June 13.
- A's went 22-4 (.846) in games he homered in and 116-31 (.789) in his career when he homered.
- Tied an Oakland record with his 1st career 5-hit game on June 19 vs. Texas.
- Was named AL Co-Player of Week, August 18-24, hitting .462 with 3 HRs and 8 RBI...was his 2nd weekly award.

**POSTSEASON HIGHLIGHTS**

**Struggled in his 4th-consecutive postseason, going just 2-for-23 (.087) with 2 RBI in 5 games against Boston in ALDS.**

**2002****Had breakout year, being named American League Most Valuable Player by Baseball Writers Association of America and leading Athletics to their 2nd Western Division title in 3 years.**

- Became only 3rd Dominican Republic native to win MVP at that time (Sammy Sosa in 1998 and George Bell in 1987).
- Was named to AL All-Star team for 1st time.
- Became 1st Athletic in 65 years to collect 200 hits in season (Wally Moses, 208 with Philadelphia in 1937).
- His HR and RBI total ranked 2nd among Major League shortstops to Alex Rodriguez (57 HR, 142 RBI) and his .309 batting average in games as shortstop was 2nd only to Nomar Garciaparra (.312).
- Joined Alex Rodriguez and Ernie Banks as only shortstops in Major League history with 3 or more 30 HR seasons.
- Became one of 6 players in A's history with 30 HRs in 3-straight seasons (Canseco, Foxx, Giambi, Kingman, McGwire) and one of 8 with 100 runs in 3-consecutive seasons (Bishop, Collins, Foxx, Giambi, Henderson, Johnson, Simmons).
- Finished 2nd in AL with 662 at-bats.
- Played in all 162 games for 2nd-consecutive season as he played in all but 9 innings over 1st 159 games and then missed 17 innings over final 3 games after A's clinched AL West.
- A's were 24-8 in games in which he homered.
- Led AL shortstops in assists (504) and total chances (752) and was 3rd in double plays (106).
- Had career-high 24-game hitting streak, July 11-August 4, longest in AL for season and 2nd-longest in Oakland history, one short of Jason Giambi's 25-game streak in 1997.
- Broke Alfredo Griffin's Oakland record of 347 consecutive games played on June 27 at Seattle.
- Became 1st A's shortstop to be named to American League All-Star team since Bert Campaneris in 1975...went 1-for-2 with run scored and played innings 5 through 8 at shortstop in All-Star Game at Milwaukee.
- Helped A's win 20-consecutive games, contributing with one-out, game-winning hits in 18th and 19th games of that run: 3-run HR off Minnesota closer Eddie Guardado for 7-5 victory and bases-loaded single against Kansas City reliever Jason Grimsley to break 6-6 tie.
- Played in 5 games for Aguilas in Dominican Winter League, hitting .238 (5-21) with 2 HRs and 5 RBI.

**POSTSEASON HIGHLIGHTS**

**Was 3-for-21 (.143) with HR and 4 RBI in ALDS vs. Minnesota.**

**2001****Had 31 HRs and 113 RBI in his 5th season with A's.**

- Played in all 162 games, starting 160 of those at shortstop...played all but 32.0 innings.
- Hit 10,000th HR in Athletics franchise history on April 14 vs. Texas.
- Hit for cycle on Sept. 29 at Seattle, 4th in Oakland history, 15th in A's franchise history and 22nd by Major League shortstop...became 6th Major Leaguer (Bill Terry, Tony Lazzeri, Jay Buhner and A's Nap Lajoie and Jimmie Foxx) to hit grand slam while hitting for cycle.
- Tied career-high with 3 HRs, June 30 vs. Texas (also June 11, 1999 vs. Los Angeles-NL).
- Hit .269 with HR and 9 RBI for Aguilas in Dominican Winter League.

**POSTSEASON HIGHLIGHTS**

**Hit .286 (6-for-21) with 3 2Bs in ALDS vs. New York-AL, including 4-for-5 performance in Game 4.**

**2000**

**Set then-Athletics franchise record for shortstops with 30 HRs and 115 RBI helping lead team to AL West title.**

- > Broke Eddie Joost's record of 23 HRs set in 1949 and Eric McNair's record of 95 RBI in 1932.
- > Ranked 2nd among Major League shortstops to Seattle's Alex Rodriguez in HRs (41) and RBI (132).
- > Led all AL shortstops in total chances (755) and assists (501) and ranked 4th in double plays (115).
- > 12 of his HRs either tied game or put A's ahead.
- > Hit his 53rd career HR on July 27 vs. Boston to break Bert Campaneris' Oakland career record for shortstops.
- > Hit .300 with 18 RBI in 19 games with Aguilas in Dominican Winter League.

**POSTSEASON HIGHLIGHTS**

**Hit .350 (7-for-20) in ALDS vs. New York-AL.**

**1999**

**In his 1st full season with A's, batted .251 (149-for-593) with 21 HRs and 84 RBI leading team to 87-win campaign.**

- > Hit 3 HRs on June 11 vs. Los Angeles-AL to tie Oakland record.
- > Became just 9th shortstop in Major League history to hit 3 HRs in game.
- > Ranked 2nd among AL shortstops in assists (471) and total chances (783) and 3rd in double plays (110).
- > Was named AL Co-Player of Week along with Wade Boggs, Aug. 2-8.
- > Hit .308 with HR and 13 RBI in 32 games for Aguilas in Dominican Winter League.

**1998**

**Was one of 4 rookies to start at least 100 games for A's.**

- > Rated as 10th-best prospect in baseball by *Baseball America* entering season.
- > Recalled from double-A Huntsville on May 30 and started 104 of A's final 111 games at shortstop.
- > Opened season on disabled list after fracturing his right middle finger on March 21.
- > Was on rehab assignment at Huntsville when he was activated from DL and optioned to Huntsville on May 20.
- > Had .327 batting average with 2 HRs and 7 RBI in 15 games with Stars when A's called him up 10 days later.
- > Started each of his 1st 51 games at shortstop and played in all but 4.0 innings before getting his first day off on July 26.
- > Hit .267 for Aguilas in Dominican Winter League.

**1997**

**Made his Major League debut with Oakland, appearing in 26 games.**

- > Spent most of campaign at double-A Huntsville and was named to Southern League postseason All-Star team after hitting .275 with 22 HRs and 97 RBI.
- > Was also named to Howe SportsData and *USA Today* All-Prospect Team.
- > Was called up to Oakland on Aug. 27 and picked up his 1st ML hit on Aug. 28 with triple off Hideo Nomo at Los Angeles-NL and then belted his 1st HR on Aug. 29 off Dodgers' Scott Radinsky, tying game.
- > Started each of A's 1st 24 games at shortstop after his recall.
- > Went 17-for-63 (.270) with 2 HRs and 9 RBI over his first 15 games, but then hit .083 (3-36), including an 0-for-22 skid, to finish year at .202.

**1996**

**Was named to *Baseball America's* Class A All-Star team, California League postseason All-Star team and Howe Sportsdata All-Star and All-Teenager teams.**

- > Was also named top prospect and Most Exciting Player in California League by *Baseball America*.
- > Was hitting .291 with 18 HRs and 65 RBI on July 19 when he broke his left thumb.
- > Went on Disabled List next day and did not return until August 10.

**1995**

**Spent his 1st season in U.S. at Class A Southern Oregon and was shortstop on Northwest League All-Star team.**

**1994**

**Played for A's affiliate in Dominican Summer League, hitting .294...tied for league lead with 18 HR and led A's with 62 RBI.**

**1993**

**Signed with A's as non-drafted free agent on July 17 at age of 19, but did not play.**

## A GIANT IN THE COMMUNITY

- > Assisted in an aid mission to Haiti following January 2010 earthquake.
- > Celebrated signing his new Orioles contract in 2003-2004 off-season by donating time and money to help hurricane victims in Dominican Republic.
- > Hosted Miguel Tejada Celebrity Showdown, celebrity golfing and fishing tournament, December 7-11, 2006 at Casa de Campo in Caribbean, benefitting Princess Margaret

Hospital Foundation for Cancer Research and was later broadcast in Dominican Republic and across seven different networks in North America in 2007...celebrity guests included: Melky Cabrera, Vladimir Guerrero, David Ortiz, Bronson Arroyo, J.J. Hardy, Eric Byrnes, Pedro Martinez, Manny Ramirez, David Wright, Adrian Beltre and Tom Glavine.

## PERSONAL

- > Married (Alejandra)...daughter (Alexa, Dec. 17, 1999)...son (Miguel, Dec. 17, 2001).

**Tejada is among the active leaders for having never played in a World Series. He's also the active leader of this category at shortstop.**

Player	Seasons	Gms	Years
Jason Kendall	1996-2010	2085	15
Carlos Delgado	1993-2009	2035	17
<b>Miguel Tejada</b>	<b>1997-2010</b>	<b>2027</b>	<b>14</b>
Mike Cameron	1995-2010	1877	16
Adrian Beltre	1998-2010	1835	13
Mark Grudzielanek	1995-2010	1802	15
Carlos Lee	1999-2010	1797	12
Randy Winn	1998-2010	1717	13
Torii Hunter	1997-2010	1651	14
Jose Guillen	1997-2010	1650	14
Carlos Beltran	1998-2010	1626	13
Mark Kotsay	1997-2010	1624	14
Ichiro Suzuki	2001-2010	1588	10

## MIGUEL ODALIS TEJADA

Year	Club	AVG	G	AB	R	H	2B	3B	HR	RBI	SH	SF	HP	BB-I	SO	SB-CS	E	SLG	OBP
1994	DSL Athletics-R	.294	74	218	51	64	9	1	*18	62	0	5	0	37-3	36	13-5	--	.592	.388
1995	S. Oregon-A	.245	74	269	45	66	15	5	8	44	0	3	2	41-2	54	19-2	26	.428	.346
1996	Modesto-A	.279	114	458	97	128	12	5	20	72	1	7	4	51-3	93	27-16	45	.459	.352
1997	Huntsville-AA	.275	128	502	85	138	20	3	22	97	1	8	7	50-0	99	15-11	36	.458	.344
1998	Oakland	.202	26	99	10	20	3	2	2	10	0	0	3	2-0	22	2-0	4	.333	.240
	Edmonton-AAA	.000	1	3	0	0	0	0	0	0	0	0	0	1-0	1	0-0	0	.000	.250
	Huntsville-AA	.327	15	52	9	17	6	0	2	7	1	2	0	4-0	8	1-0	5	.558	.362
	Oakland	.233	105	365	53	85	20	1	11	45	4	3	7	28-0	86	5-6	26	.384	.298
1999	Oakland	.251	159	593	93	149	33	4	21	84	9	5	10	57-3	94	8-7	21	.427	.325
2000	Oakland	.275	160	607	105	167	32	1	30	115	2	2	4	66-6	102	6-0	21	.479	.349
2001	Oakland	.267	*162	622	107	166	31	3	31	113	1	4	13	43-5	89	11-5	20	.476	.326
2002	Oakland	.308	*162	662	108	204	30	0	34	131	0	4	11	38-3	84	7-2	19	.508	.354
2003	Oakland	.278	162	636	98	177	42	0	27	106	0	8	6	53-7	65	10-0	21	.472	.336
2004	Baltimore	.311	*162	653	107	203	40	2	34	*150	0	*14	10	48-6	73	4-1	24	.534	.360
2005	Baltimore	.304	*162	654	89	199	*50	5	26	98	0	3	7	40-9	83	5-1	22	.515	.349
2006	Baltimore	.330	*162	648	99	214	37	0	24	100	0	6	9	46-10	79	6-2	19	.498	.379
2007	Bowie-AA	.000	1	3	0	0	0	0	0	1	0	0	0	0-0	0	0-0	0	.000	.000
	Frederick-A	1.000	1	2	1	2	0	0	1	1	0	0	0	1-0	0	0-0	0	2.500	1.000
	Baltimore	.296	133	514	72	152	19	1	18	81	0	3	10	41-9	55	2-1	15	.442	.357
	Houston	.283	158	632	92	179	38	3	13	66	1	3	6	24-4	72	7-7	11	.415	.314
2009	Houston	.313	158	635	83	199	*46	1	14	86	0	8	11	19-2	48	5-2	21	.455	.340
2010	Baltimore	.269	97	401	40	108	16	0	7	39	0	3	9	15-3	39	0-0	15	.362	.308
	San Diego	.268	59	235	31	63	10	0	8	32	1	0	2	15-0	28	2-0	3	.413	.317
Minor Totals		.275	408	1507	288	415	62	14	71	284	3	25	13	185-8	291	75-34	112	.476	.354
A.L. Totals		.286	1652	6454	981	1844	353	19	265	1072	16	55	99	477-61	871	66-25	227	.469	.342
N.L. Totals		.294	375	1502	206	441	94	4	35	184	2	11	19	58-6	148	14-9	35	.431	.326
M.L. Totals		.287	2027	7956	1187	2285	447	23	300	1256	18	66	118	535-67	1019	80-34	262	.462	.339

\*Led League

## DIVISION SERIES RECORD

Year	Club, Opp	AVG	G	AB	R	H	2B	3B	HR	RBI	SH	SF	HP	BB-I	SO	SB-CS	E	SLG	OBP
2000	OAK vs. NYY	.350	5	20	5	7	2	0	0	1	0	0	0	2-0	2	1-0	0	.450	.409
2001	OAK vs. NYY	.286	5	21	1	6	3	0	0	1	0	1	1	0-0	3	0-0	1	.429	.304
2002	OAK vs. MIN	.143	5	21	3	3	1	0	1	4	0	1	0	1-0	7	0-0	1	.333	.174
2003	OAK vs. BOS	.087	5	23	0	2	1	0	0	2	0	0	0	0-0	4	0-0	1	.130	.087
DS Totals		.212	20	85	9	18	7	0	1	8	0	2	1	3-0	16	1-0	3	.329	.242

## ALL-STAR GAME RECORD

Year	Club, Site	AVG	G	AB	R	H	2B	3B	HR	RBI	SH	SF	HP	BB-I	SO	SB-CS	E	SLG	OBP
2002	AL, Milwaukee	.500	1	2	1	1	0	0	0	0	0	0	0	0-0	0	0-0	0	.500	.500
2004	AL, Houston	.000	1	1	0	0	0	0	0	0	0	0	0	0-0	0	0-0	0	.000	.000
2005	AL, Detroit	.333	1	3	1	1	0	0	1	2	0	0	0	0-0	0	0-0	0	1.333	.333
2006	AL, Pittsburgh	.000	1	1	0	0	0	0	0	0	0	0	0	0-0	0	0-0	0	.000	.000
2008	NL, New York-AL	.667	1	3	1	2	0	0	0	0	0	0	0	1-1	0	1-0	0	.667	.750
2009	NL, St. Louis	.000	1	2	1	0	0	0	0	0	0	0	0	1-0	0	0-0	0	.000	.333
ASG Totals		.333	6	12	4	4	0	0	1	2	0	0	0	2-1	0	1-0	0	.583	.429

## WORLD BASEBALL CLASSIC RECORD

Year	Club	AVG	G	AB	R	H	2B	3B	HR	RBI	SH	SF	HP	BB-I	SO	SB-CS	E	SLG	OBP
2006	Dom. Republic	.292	6	24	4	7	3	0	0	3	0	1	0	1-0	5	0-0	0	.417	.308
2009	Dom. Republic	.273	3	11	1	3	0	0	1	1	0	0	1	1-0	2	0-0	0	.545	.385
WBC Totals		.286	9	35	5	10	3	0	1	4	0	1	1	2-0	7	0-0	0	.457	.333

## CAREER TRANSACTIONS

- Signed by Oakland as non-drafted free agent, July 17, 1993.
- Placed on 15-day Disabled List with broken right index finger, March 22-May 20, 1998 (included rehabilitation assignment at double-A Huntsville and triple-A Edmonton).
- Signed by Baltimore as free agent, Dec. 18, 2003.
- Placed on 15-day Disabled List with non-displaced fracture in left wrist, June 22-July 27, 2007 (included rehabilitation assignment at double-A Bowie and single-A Frederick).
- Acquired by Houston from Baltimore in exchange for RHP Matt Albers, IF Michael Costanzo, LHP Troy Patton, RHP Dennis Sarfate and OF Luke Scott, Dec. 12, 2007.
- Acquired by San Diego in exchange for RHP Wynn Pelzer, July 29, 2010.
- Signed by San Francisco as free agent, Dec. 2, 2010.

## CAREER FIELDING

Position	PCT.	G	PO	A	E	TC	DP
3rd Base	.947	97	69	200	15	284	22
Shortstop	.972	1904	2846	5694	247	8787	1262

## CAREER HIGHS

- **Hits:** 5 (2x), last: July 9, 2005 vs. BOS (w/BAL)
- **Runs:** 4 (3x), last: June 30, 2001 at TEX (w/OAK)
- **Doubles:** 3 (5x), last: July 6, 2006 at CWS (w/BAL)
- **Triples:** 1 (23x), last: Sept. 8, 2009 vs. ATL (w/HOU)
- **Home Runs:** 3 (2x), last: June 30, 2001 at TEX (w/OAK)
- **RBI:** 8, June 30, 2001 at TEX (w/OAK)
- **Walks:** 3 (6x), last: July 11, 2010 at TEX (w/BAL)
- **Stolen Bases:** 2, July 2, 2005 vs. CLE (w/BAL)
- **Longest Hitting Streak:** 24 games, July 11-Aug. 4, 2002
- **Hit for Cycle:** Sept. 29, 2001 at Seattle

## CAREER HOME RUN CHART

- **Multi-HR Games (12)**
  - June 11, 1999 vs. LAD
  - July 8, 2000 vs. AZ
  - May 2, 2001 vs. TOR
  - June 30, 2001 at TEX
  - Sept. 1, 2002 vs. MIN
  - Sept. 28, 2002 at TEX
  - Aug. 27, 2003 vs. BAL
  - May 9, 2004 vs. CLE
  - Sept. 18, 2004 at MIN
  - Aug. 23, 2005 vs. LAA
  - Sept. 24, 2006 vs. MIN
  - Aug. 28, 2007 vs. TB
- **3-HR Games (2)**
  - June 11, 1999 vs. LAD
  - June 30, 2001 at TEX
- **Grand Slams (11)**
  - April 19, 2000 at CLE (off Sean DePaula) (w/OAK)
  - Sept. 30, 2000 vs. TEX (off Francisco Cordero) (w/OAK)
  - April 3, 2001 at SEA (off John Halama) (w/OAK)
  - June 30, 2001 at TEX (off Kenny Rogers) (w/OAK)
  - Sept. 29, 2001 at SEA (off Jose Paniagua) (w/OAK)
  - Aug. 24, 2003 at TOR (off Josh Towers) (w/OAK)
  - Sept. 15, 2003 at LAA (off Ramon Ortiz) (w/OAK)
  - April 17, 2005 vs. NYY (off Kevin Brown) (w/BAL)
  - Aug. 23, 2005 vs. LAA (off Francisco Rodriguez) (w/BAL)
  - Aug. 9, 2007 vs. SEA (off Horacio Ramirez) (w/BAL)
  - Sept. 10, 2008 vs. PIT (off Denny Bautista) (w/HOU)
- **Pinch-Hit (0)**
- **Inside-the-Park (0)**
- **Game Ending (6)**
  - Sept. 1, 2002 vs. MIN (off Eddie Guardado) (w/OAK)
  - April 22, 2003 vs. DET (off Wil Ledezman) (w/OAK)
  - Aug. 1, 2003 vs. NYY (off Antonio Osuna) (w/OAK)
  - Sept. 24, 2004 vs. DET (off Esteban Yan) (w/BAL)
  - April 7, 2008 vs. STL (off Kyle McClellan) (w/HOU)
  - June 2, 2009 vs. COL (off Josh Fogg) (w/HOU)
- **Leadoff (0)**

# Andres Torres

## OUTFIELDER

**Birthdate:** January 26, 1978  
**2011 Opening Day Age:** 33  
**Birthplace:** Aguada, Puerto Rico  
**Resides:** Aguada, Puerto Rico  
**Bats:** Switch **Throws:** Right  
**Height:** 5-9 **Weight:** 198  
**M.L. Service:** 3 years, 115 days  
**How Obtained:** Signed as free agent,  
Dec. 4, 2008  
**Contract Status:** Signed through 2011



Torres

- > Has made just 3 errors in his entire career in big leagues (277 games in OF)
- > Was .232 career hitter in 409 at-bats over 5 seasons in Majors before batting .268 in 2010
- > Was named 2010 "Willie Mac" Award winner

### CAREER

**13-year professional hadn't done much in Majors prior to 2010 season where he had breakout campaign...established himself as one of best leadoff hitters in game last year while compiling highlight reel with his skills in field.**

- > Has energized Giants in just 2 seasons with organization, batting .269 (177-for-659) with 22 HRs and 86 RBI... speedy outfielder has given Giants great defense at all 3 outfield positions and has secured leadoff role in batting order.
- > In January of 2009, Giants signed minor league journeyman...after spending most of 11 professional seasons with 5 different organizations in minors, Torres made Giants' Opening Day roster in 2009 after entering spring as non-roster invitee.
- > Didn't even begin to play serious baseball until well after high school...was track star with blazing speed.
- > Was drafted in 1997 by Florida, but did not sign...was

then selected by Detroit in 4th round of 1998 First-Year Player Draft.

- > His Major League career with Tigers was brief as he played in total of 81 games in 3 years in big leagues with his highest batting average being .220.
- > Struggled to find stride in Majors, moving from team to team, mostly in minor leagues...from Tigers he moved to White Sox organization, then was signed by Rangers and Twins before going back to Detroit...was then signed by Chicago-NL before finding home in San Francisco.
- > Amassed 19 or more stolen bases in 9 of his 12 minor league seasons, including career high 67 thefts in 2000.

### 2010 SEASON

**Had breakout campaign at Major League level, setting career-highs in nearly every offensive category, batting .268 (136-for-507) with 84 runs, 43 2Bs, 8 3Bs, 16 HRs and going 26-for-33 in stolen base attempts in 139 games for San Francisco.**

- > Was one of teams MVPs bringing tons of energy and footspeed to slow offense.
- > Also established himself as one of top outfielders defensively in National League...committed just one error all season, his 1st since Sept. 14, 2003...was one of 6 NL outfielders that committed 1-or-fewer errors (minimum of 100 starts)...led all NL outfielders with .997 fielding pct. (1err, 322tc).
- > His 43 2Bs were 4th-most in NL, behind Philadelphia's Jayson Werth (46), Milwaukee's Ryan Braun (45) and St. Louis' Matt Holliday (45)...those 43 2-baggers tied for 5th-most in Giants franchise history...set AT&T Park single-season record with 25 2Bs...entering 2010 season, had just 12 2Bs in his Major League career.
- > His 67 extra base hits were tied for 10th-most in NL and his 26 steals were tied for 11th-most in league...also went 6-for-7 in stolen base attempts of 3rd base with his 6 steals of 3rd tier for 3rd-most in NL...had just 3 stolen bases over his final 35 games.
- > His 14 HRs and 52 RBI when batting 1st were most by Giants leadoff hitter since Ray Durham hit 17 HRs and collected 65 RBI while batting 1st in 2004.
- > 3 of his 16 HRs were leadoff clouts...led Giants with 3 "walk-off" hits (all singles) on May 30 vs. AZ, July 28 vs. FLA and Aug. 12 vs. CHI.
- > Batted .284 (106-for-373) with 14 HRs and 46 RBI as left-handed batter and .224 (30-for-134) with 2 HRs and 17 RBI as righty.
- > Began year as Giants' 5th outfielder (behind Mark DeRosa, Aaron Rowand, John Bowker and Nate Schierholtz), however earned starting role, appearing in 139 of SF's 162 games and making 124 starts (73 in CF, 38 in RF, and 13 in LF)...prior to 2010, most starts he had made in one year was 39 in 2003 with Detroit.
- > Matched his career-high with 4 hits and recorded his 1st career inside-the-park home run on July 4 at Coors Field off Rockies RHP Jason Hammel in 8th inning...ball caromed off right field wall and skipped away from Ryan

Spilborghs...prior to at-bat, teammate Nate Schierholtz had hit his 1st career pinch-hit home run...last time Giants had back-to-back home runs with one being inside-the-park was June 1, 1966 at Atlanta when Willie Mays had an inside-the-park HR and Willie McCovey followed with clout in SF's 4-3 win.

- Hit his 2nd career leadoff HR on July 7 at Milwaukee...clout came off LHP Chris Narveson and was one of 3 home runs in 1st inning by Giants with others coming from Aubrey Huff and 2-run HR by Buster Posey...marked 1st time for Giants to hit 3 HRs in 1st frame since Bonds, Kent and Burks hit back-to-back-to-back shots Aug. 22, 1999 at County Stadium.
- Homered for 3rd-consecutive game July 9 at Washington, hitting solo shot off Stephen Strasburg to open up contest...marked his 3rd career leadoff HR...left game after 4.0 innings with tightness in his left groin as he chased first-inning 2B.
- Recorded walk-off hit July 28 vs. Florida, hitting game-winning, bases-loaded single to left field off Marlins RHP Clay Hensley to give Giants 10-9 come back victory...SF held 9-2 lead, but Marlins tied it in 9th before Torres' game-winning hit in extra frames...was one of 4 of his hits on day, including his 2nd career "Splash Hit" off Jorge

### POSTSEASON HIGHLIGHTS

**In his 1st career postseason batted .276 (16-for-58) with HR and 3 RBI in 15 games.**

- Batted just .115 (3-for-26) with no extra-base hits and striking out 12 times over 1st 7 postseason games...however, caught fire over final 8 games, batting .406 (13-for-32) with 4 2Bs, HR and 3 RBI.
- Tied Giants postseason record with an extra-base hit

### 2009

**Batted .270 (41-for-152) with 30 runs, 6 2Bs, 8 3Bs, 6 HRs and 23 RBI in just 75 games in what was his 2nd full season at Major League level, his 1st with San Francisco.**

- His 8 3Bs led team and were tied for 8th-most in NL.
- Appeared in 69 games, making 33 starts (16 in LF, 12 in CF and 5 in RF)...did not commit an error in 95 total chances...recorded 2 outfield assists.
- Received most of his starts from July 27-to end of season, mostly starting against left-handed pitchers.
- As starter, batted .292 (36-for-123) with 5 2Bs, 8 3Bs, 4 HRs and 18 RBI.
- Made Opening Day roster for 1st time in his career.
- Was placed on 15-day disabled list April 28 with strained

Sosa in 6th inning.

- Recorded his 3rd walk-off hit of season on Aug. 12 vs. Chicago-NL, collecting bases-loaded single in 9th inning off LHP Andrew Cashner to give Giants an 8-7 victory.
- Became 1st Giant in SF-era history to draw pair of walks in 1st inning when Giants batted around and touched Cincinnati's Edinson Volquez for 5 runs in 1st on Aug. 23 at AT&T Park.
- Committed his 1st error of season Sept. 8 at Arizona...ball hit off his glove after bounce and allowed Stephen Drew to take 2nd base...didn't end up costing Giants run...marked his 1st miscue since Sept. 14, 2003, span of 206 games and 417 total chances between errors.
- Giants lost their leadoff man and center fielder on Sept. 12 in San Diego as he underwent laproscopic appendectomy...had experienced discomfort for 2-3 days prior and was in midst of extreme hitting slump, batting just .106 (5-for-47) with 17 strikeouts in 12 games...missed total of just 12 days before returning on Sept. 24...upon his return, batted .250 (7-for-28) with 2 HRs and 3 RBI.
- Was named 2010 "Willie Mac" Award winner, an annual honor bestowed upon most inspirational player on team, as voted upon by Giants players, coaches and training staff.

in 4-straight games from Oct. 27-31...Edgaro Alfonzo (2003), Rich Aurilia (2002), Jeffrey Leonard (1987) and Irish Meusel (1921) also have 4-game streaks.

- Went 3-for-5 with pair of 2Bs and RBI in Game 4 of World Series vs. Texas.

left hamstring and was activated May 27.

- Hit Giants 1st Splash HR of year June 15 vs. Los Angeles-AL off John Lackey...Splash hit was 48th for Giants.
- Recorded his 1st career outfield assist July 6, throwing out Florida's Emilio Bonifacio at 2nd base.
- Was placed on 15-day disabled list for 2nd time with strained left hamstring July 31...was activated Sept. 1.
- Posted his 1st multi-HR game and collected his 1st lead-off HR of his career, hitting 2 solo shots off Los Angeles'-NL Randy Wolf Sept. 20 at Chavez Ravine.

## Giants Gems

- Not surprisingly, given his speed, **Torres's main sport through high school was track.** He ran the 100 meters, 200 meters and the second leg of the 4x400 relay. His best time in the 100 was 10.37.
- Perhaps no baseball player knows more about running fast than Torres. He has made the cultivation of speed his life's work. **He studies human kinetics and physiology** to understand how the body generates speed. He is a student of the books of Tudor Bompa, who writes about a training method called "periodization."
- He says he **didn't play baseball seriously until he was almost 18** and a scout suggested he had the talent to be a professional.
- Before making the Giants' Opening Day roster in 2009, he had played just 11 games in the Major Leagues during the previous five years. Torres was the only non-roster invitee to break camp with the Giants that year. He was 31.
- He has a **bating cage in the basement of his home in Puerto Rico.**

**2008**

**Played entire season for triple-A Iowa hitting over .300 for 1st time in full season (.306).**

- Established career-highs for hits (125), 2Bs (27), HRs (11) and RBI (51).
- Led Pacific Coast League with 29 stolen bases and finished 2nd with 10 3Bs.
- Had impressive 24-game hit streak from April 4-May 9, hitting .371 (33-for-89).

**2007**

**Spent season between double-A Erie and triple-A Toledo in 1st season in Detroit Tigers organization since 2004.**

- Opened season with Erie SeaWolves, batting .292 (89-for-305) in 85 games with 53 runs scored, 11 triples, 35 RBI and 17 stolen bases...led league in 3Bs and was tied for 2nd on club in stolen bases.
- Named Eastern League's Player of Week ending May 6th, hitting .550 (11-for-20) with .900 slugging pct. in 6 games.
- Had 15-game hit streak April 21-May 6 (25-for-56, .446) and 14-game hit streak June 20-July 5 (15-for-45, .333).
- Began stint with Toledo, hitting .469 (15-for-32).
- Hit .292 (49-for-168) in 42 games with Mud Hens, with 9 3Bs and 17 RBI...set career-highs in hits (138), 2Bs (21), 3Bs (20) and HRs (15).

**2006**

**Spent entire season with triple-A Rochester in lone season with Minnesota Twins organization.**

- Hit .236 (82-for-348) in 116 games with Rochester, including 46 runs scored and 19 stolen bases.

**2005**

**Spent injury shortened season between triple-A Oklahoma and Texas Rangers.**

- Began year with Oklahoma, April 7-28, hitting .302 (19-for-63) before landing on disabled list April 29 with right shoulder sprain.
- Was called up to Texas May 15, hitting .158 (3-for-19) in 8 games before being designated for assignment June 12.
- Was outrighted to Oklahoma June 17, spending remainder of season on disabled list with right abdomen strain.

**2004**

**Spent majority of season with triple-A Charlotte, hitting .295 (95-for-322) over 87 games with 23 stolen bases.**

- Was outrighted to Toledo, but elected free agency April 22 and signed with Chicago-AL April 25.
- Hit .328 (59-for-180) at home compared to .254 (36-for-142) on road.
- Had his strongest month in June, hitting .327 (32-for-98) with 20 runs scored, 4 HRs and 11 RBI in 25 contests.
- Appeared in 3 games with Detroit, once as defensive replacement and twice as pinch runner, April 8-13.

**2003**

**Spent time with triple-A Toledo while also seeing time with Detroit.**

- Began season with Toledo Mud Hens, hitting .341 (28-for-82) with 17 runs over 23 games in April...overall, hit .255 (69-for-271) over 70 games with Toledo, scoring 36 runs and swiping 27 bases.
- Made 3 stints with big league club, hitting .220 (37-for-168) in 59 games.
- Hit 1st Major League HR Sept. 14, solo shot in 6th inning (off Jimmy Gobble).

**2002**

**Spent majority of season with triple-A Toledo and made ML debut with Tigers, appearing in 19 games.**

- Made Major League debut April 7 vs. Cleveland, collecting 3B off C.C. Sabathia for 1st hit in big leagues.
- Had 2 stints with Detroit, April 7-24 and Sept. 20-29, hitting .200 (14-for-70) over 19 games.
- Hit .266 (123-for-462) in 115 games with Toledo, including an International League leading 42 stolen bases...was 4th in runs (80) and triples (8).
- Rated fastest baserunner in International League and 16th-best prospect in Tigers organization by *Baseball America*.

## 2010 Willie Mac Award

Andres Torres was elected winner of the 2010 "Willie Mac Award," named after Giants Hall-of-Famer Willie McCovey. This annual honor is bestowed upon the most inspirational player on the team, as voted upon by Giants players, coaches and training staff. The full list of Giants award winners is listed on page 408.

## Most 2Bs in Giants History—Single Season

Player	Season	2B
Jeff Kent	2001	49
Jack Clark	1978	46
Barry Bonds	1998	44
Pablo Sandoval	2009	44
Willie Mays	1959	43
Bill Terry	1931	43
<b>Andres Torres</b>	<b>2010</b>	<b>43</b>

**2001**

**Spent an injury shortened year with double-A Erie, hitting .294 (74-for-252) with 54 runs, 19 stolen bases and 16 doubles in 64 games.**

- > Only July 2, landed on disabled list for remainder of season with torn labrum in right shoulder...had surgery July 17.
- > Rated best defensive outfielder in Eastern League and

6th-best prospect in Tiger's organization by *Baseball America*.

**2000**

**FSL All-Star spent majority of season with Class A Lakeland, hitting .296 (118-for-398) with 82 runs and Florida State League-leading 11 3Bs and 65 stolen bases.**

- > Went 25-for-57 (.439) over season-high 15-game hit streak.
- > Named to FSL postseason All-Star team.
- > Rated fastest baserunner, best defensive outfielder and

10th-best prospect in FSL and 7th-best prospect, best hitter for average and best defensive outfielder in Tiger's organization by *Baseball America*.

**1999**

**Hit .236 (96-for-407) in 117 games with Class A West Michigan...tied for 2nd on club with 39 stolen bases and ranked 3rd in Midwest League in walks (92).**

**1998**

**Hit .234 (45-for-192) over 48 games with Class A Jamestown in 1st professional season...led team with 13 stolen bases and tied for 2nd in New York-Penn League with 6 triples.**

**A GIANT IN THE COMMUNITY**

- > Has been extremely active member in Bay Area community in just 2 seasons in Giants uniform.
- > Has attended annual season ticket holder picnic in park event.
- > Has participated in challenger clinic with several of his teammates teaching baseball skills to youngsters with

disabilities.

- > Has been part of summer reading programs.
- > Thanked fans and signed autographs at 2009 Fiesta Gigantes.
- > Welcomed 50 kids from Puerto Rico Pony League Team out of Santurce, PR.

**PERSONAL**

- > Married (Soannie Mendoza)...son (Diego, June 19, 2004).
- > Graduated from Dr. Carlos Gonzalez HS in Puerto Rico.

- > Attended Miami-Dade Community College.

**ANDRES TORRES JR.**

Year	Club	AVG	G	AB	R	H	2B	3B	HR	RBI	SH	SF	HP	BB-I	SO	SB-CS	E	SLG	OBP
1998	Jamestown-A	.234	48	192	28	45	2	6	1	21	1	2	1	25-0	50	13-2	5	.323	.323
1999	West Michigan-A	.236	117	407	72	96	20	5	2	34	9	5	10	92-1	116	39-18	7	.324	.385
2000	Lakeland-A	.296	108	398	82	118	11	*11	3	33	10	0	5	63-2	82	*65-16	6	.402	.399
	Jacksonville-AA	.148	14	54	3	8	0	0	0	0	0	0	0	5-0	14	2-0	1	.148	.220
2001	Erie-AA	.294	64	252	54	74	16	3	1	23	0	1	5	36-1	50	19-11	1	.393	.391
2002	Toledo-AAA	.266	115	462	80	123	17	8	4	42	14	4	5	53-0	116	*42-12	10	.364	.345
	Detroit	.200	19	70	7	14	1	1	0	3	0	2	1	6-0	16	2-2	1	.243	.266
2003	Toledo-AAA	.255	70	271	36	69	13	3	2	16	10	0	0	18-0	61	27-11	5	.347	.301
	Detroit	.220	59	168	23	37	4	3	1	9	6	1	0	10-0	35	5-5	1	.298	.263
2004	Detroit	.000	3	0	1	0	0	0	0	0	0	0	0	0-0	0	1-0	0	.000	.000
	Charlotte-AAA	.295	87	322	49	95	11	4	8	26	7	2	5	35-0	74	23-7	6	.429	.371
	Bristol-R	.364	6	22	8	8	0	0	1	2	1	0	1	3-0	4	5-0	0	.500	.462
2005	Oklahoma-AAA	.302	15	63	12	19	3	1	0	1	0	0	0	6-0	17	6-1	2	.381	.362
	Texas	.158	8	19	2	3	1	0	0	1	0	1	0	1-0	6	1-0	0	.211	.190
2006	Rochester-AAA	.236	116	348	46	82	17	9	2	30	12	2	3	49-2	87	19-7	7	.353	.333
2007	Erie-AA	.292	85	305	53	89	15	*11	6	35	12	2	2	38-1	66	17-4	4	.472	.372
	Toledo-AAA	.292	42	168	23	49	6	9	4	17	4	1	4	11-0	39	5-6	1	.506	.348
2008	Iowa-AAA	.306	118	409	91	125	27	10	11	51	8	3	4	55-1	103	*29-4	2	.501	.391
2009	San Francisco	.270	75	152	30	41	6	8	6	23	1	0	1	16-0	45	6-1	0	.533	.343
	San Jose-A	.100	3	10	0	1	1	0	0	0	0	0	0	0-0	5	0-0	0	.200	.100
	ARL-Giants-R	.333	3	6	1	2	1	0	0	1	0	0	0	4-0	3	1-1	0	.500	.600
	Fresno-AAA	.302	11	43	7	13	1	1	1	2	1	0	0	1-0	18	1-0	1	.442	.318
2010	San Francisco	.268	139	507	84	136	43	8	16	63	5	0	2	56-2	128	26-7	1	.479	.343
Minor Totals		.272	1022	3732	645	1016	161	81	46	334	89	22	45	494-8	905	313-100	58	.396	.362
A.L. Totals		.210	89	257	33	54	6	4	1	13	6	4	1	17-0	57	9-7	2	.276	.258
N.L. Totals		.269	214	659	114	177	49	16	22	86	6	0	3	72-2	173	32-8	1	.492	.343
S.F. Totals		.269	214	659	114	177	49	16	22	86	6	0	3	72-2	173	32-8	1	.492	.343
M.L. Totals		.252	303	916	147	231	55	20	23	99	12	4	4	89-2	230	41-15	3	.431	.320

\*Led League

## DIVISION SERIES RECORD

Year	Club, Opp	AVG	G	AB	R	H	2B	3B	HR	RBI	SH	SF	HP	BB-I	SO	SB-CS	E	SLG	OBP
2010	SF vs. ATL	.125	4	16	0	2	0	0	0	0	1	0	0	1-0	6	1-2	0	.125	.176

## CHAMPIONSHIP SERIES RECORD

Year	Club, Opp	AVG	G	AB	R	H	2B	3B	HR	RBI	SH	SF	HP	BB-I	SO	SB-CS	E	SLG	OBP
2010	SF vs. PHI	.350	6	20	2	7	0	0	0	0	0	0	0	2-0	8	0-1	0	.350	.409

## WORLD SERIES RECORD

Year	Club, Opp	AVG	G	AB	R	H	2B	3B	HR	RBI	SH	SF	HP	BB-I	SO	SB-CS	E	SLG	OBP
2010	SF vs. TEX	.318	5	22	4	7	4	0	1	3	0	0	1	0-0	4	1-0	0	.636	.348

## CAREER TRANSACTIONS

- Signed by Detroit as non-drafted free agent, June 23, 1998.
- Released April 21, 2004; signed as minor league free agent by Chicago-AL, April 25, 2004.
- Elected minor league free agency Oct. 15, 2004; signed by Texas as free agent, Nov. 19, 2004.
- Elected minor league free agency Oct. 6, 2005; signed by Minnesota as free agent, Jan. 5, 2006.
- Elected minor league free agency Oct. 15, 2006; signed by Detroit as free agent, March 22, 2007.
- Elected minor league free agency Oct. 29, 2007; signed by Chicago-NL as free agent, Nov. 20, 2007.
- Elected minor league free agency Nov. 3, 2008; signed by San Francisco as free agent, Dec. 4, 2008.
- Placed on Disabled List with strained left hamstring, April 28-May 26, 2009 (included rehabilitation assignment at Class A Advanced San Jose).
- Placed on Disabled List with strained left hamstring, July 31-Sept. 1, 2009 (included rehabilitation assignment at triple-A Fresno).

## CAREER FIELDING

Position	PCT.	G	PO	A	E	TC	DP
Outfield	.995	277	572	13	3	588	5

## CAREER HIGHS

- **Hits:** 4 (3x), last: July 28, 2010 vs. FLA (w/SF)
- **Runs:** 3 (3x), last: July 8, 2010 at MIL (w/SF)
- **Doubles:** 2 (4x), last: July 27, 2010 vs. FLA (w/SF)
- **Triples:** 1 (20x), last: Sept. 28, 2010 vs. AZ (w/SF)
- **Home Runs:** 2, Sept. 20, 2009 at LAD (w/SF)
- **RBI:** 4, Aug. 24, 2010 vs. CIN (w/SF)
- **Walks:** 3 (2x), last: May 9, 2010 at NYM (w/SF)
- **Stolen Bases:** 2 (4x), last: Aug. 11, 2010 vs. CHC (w/SF)
- **Longest Hitting Streak:** 6 games (2x), last: June 5-10, 2010 (w/SF)

## CAREER HOME RUN CHART

- **Multi-HR Games (1)**  
September 20, 2009 at LAD (w/SF)
- **3-HR Games (0)**
- **Grand Slams (0)**
- **Pinch-Hit (1)**  
June 15, 2009 vs. LAA (off John Lackey) (w/SF)
- **Inside-the-Park (1)**  
July 4, 2010 at COL (off Jason Hammel) (w/SF)
- **Game Ending (0)**
- **Leadoff (4)**  
September 20, 2009 at LAD (off Randy Wolf) (w/SF)  
July 7, 2010 at MIL (off Chris Narveson) (w/SF)  
July 9, 2010 at WSH (off Stephen Strasburg) (w/SF)  
August 18, 2010 at PHI (off Joe Blanton) (w/SF)

# Ryan Verdugo

## LEFT-HANDED PITCHER

**Birthdate:** April 10, 1987

**2011 Opening Day Age:** 23

**Birthplace:** Pasadena, California

**Resides:** Baton Rouge, Louisiana

**Bats:** Left      **Throws:** Left

**Height:** 6-0      **Weight:** 193

**M.L. Service:** None

**How Obtained:** Giants' 9th round selection in 2008 First-Year Player Draft

**Contract Status:** Non-Roster Invitee



### Career

23-year-old has gone 13-1 with 1.75 ERA (22er, 113.0ip) and 167 Ks in 76 games (1 start) over 3 minor league seasons with Giants.

- > Will be making his 1st appearance in big league camp.
- > Was Giants' 9th round selection in 2008 First-Year Player Draft.

### 2010 SEASON

Split time between Class A Augusta and Class A Advanced San Jose, going 8-1 with 1.87 ERA (13er, 62.2ip) with 94 Ks in 44 games.

- > Was Giants Player of Month for May, going 2-0 with 1 save and 0.00 ERA (0er, 15.1ip) with 28 strikeouts and only 1 walk in 9 games.

### 2009

Played majority of season for Class A Augusta, forging 4-0 record with 1.39 ERA (5er, 32.1ip) and 45 strikeouts in 21 games.

### Personal

- > Single.
- > Attended Louisiana State University.
- > Was originally drafted by Philadelphia in 2005 and by San Francisco in 2007 First-Year Player Drafts, but did not sign.

### RYAN L. VERDUGO

Year	Club	W-L	ERA	G	GS	CG	SHO	SV	IP	H	R	ER	HR	HB	BB	SO	WP	BK
2008	ARL-Giants-R	1-0	2.08	8	0	0	0	2	13.0	9	3	3	0	0	6	19	2	0
	Salem-Keizer-A	0-0	4.50	1	0	0	0	0	2.0	1	1	1	1	0	1	3	0	0
2009	ARL-Giants-R	0-0	0.00	2	0	0	0	0	3.0	0	0	0	0	1	0	6	0	0
	Augusta-A	4-0	1.39	21	0	0	0	0	32.1	19	6	5	0	1	19	45	4	0
2010	Augusta-A	4-1	2.25	22	0	0	0	1	32.0	26	8	8	0	0	14	50	3	0
	San Jose-A	4-0	1.47	22	1	0	0	0	30.2	15	5	5	3	0	19	44	3	0
Minor Totals		13-1	1.75	76	1	0	0	3	113.0	70	23	22	4	2	59	167	12	0

### CAREER TRANSACTIONS

- Selected by San Francisco in 9th round of 2008 First-Year Player Draft. Signed by Andrew Jefferson.

# Ryan Vogelsong

## RIGHT-HANDED PITCHER

**Birthdate:** July 22, 1977

**2011 Opening Day Age:** 33

**Birthplace:** Charlotte, North Carolina

**Resides:** Downingtown, Pennsylvania

**Bats:** Right      **Throws:** Right

**Height:** 6-4      **Weight:** 214

**M.L. Service:** 4 years, 27 days

**How Obtained:** Signed minor league contract, Dec. 28, 2010

**Contract Status:** Non-Roster Invitee



Vogelsong

### Career

**33-year-old returns to original team that drafted him after 12-year career...has made over 120 appearances as starter and reliever in big leagues.**

- > North Carolina native has 10-22 record with 5.86 ERA (205er, 315.0ip) in 120 Major League games (33 starts).
- > Has forged 42-50 mark with 4.07 ERA (357er, 789.1ip) in 158 minor league games (138 starts).
- > Has pitched for 4 different organizations including 2 Japanese clubs (San Francisco 1998-2001), Pittsburgh (2001-2006), Hanshin Tigers (2007-08), Orix Buffaloes (2009), Philadelphia (2010) and Los Angeles Angels of Anaheim (2010).
- > Was originally 5th round selection by Giants in 1998 First-Year Player Draft.

### 2010 SEASON

**Signed minor league deal with Philadelphia and was released July 16, then signed minor league deal with Los Angeles Angels of Anaheim July 27.**

- > Went 2-5 with 4.91 ERA (32er, 58.2ip) in 25 games (7 starts) for triple-A Lehigh Valley.
- > Had 1-3 record with 4.66 ERA (19er, 36.2ip) in 8 games (7 starts) with triple-A Salt Lake.

### 2009

**In his 3rd-consecutive season in Japanese League, right-hander went 1-4 with 4.54 ERA (21er, 41.2ip) in 30 games (2 starts) for Orix Buffaloes.**

### 2008

**Forged 3-4 record with 3.99 ERA (29er, 65.1ip) in 12 starts for Hanshin Tigers.**

### 2007

**Pitched for Hanshin Tigers of Japanese League and went 4-5 with 4.13 ERA (49er, 106.2ip) in 20 starts.**

### 2006

**Began season in Pittsburgh's bullpen, going 0-0 with 6.39 ERA (27er, 38.0ip) in 20 games before being designated for assignment and being outrighted to triple-A Indianapolis.**

### 2005

**Made his 2nd-straight Opening Day roster, pitching exclusively from 'pen, while posting 2-2 mark with 4.43 ERA (40er, 81.1ip) in 44 games.**

- > Set career-high in appearances (44) and finished 5th among NL relievers in innings pitched (81.1).

### 2004

**Made his 1st career Opening Day roster and pitched entire season with Pittsburgh, going 6-13 with 6.50 ERA (96er, 133.0ip) in 31 games (26 starts).**

- > Earned win in his 1st appearance of season April 8 vs. Philadelphia.
- > Was moved into bullpen June 23 after 7-game losing streak and was moved back to rotation July 31.
- > Posted career-best 12.0-inning scoreless streak Sept. 11-19.

**2003**

**Spent majority of season with triple-A Nashville, going 12-8 with 4.29 ERA (71er, 149.0ip) in 26 starts...also had brief callup with Pittsburgh forging 2-2 record with 6.55 ERA (16er, 22.0ip) in 6 games (5 starts).**

- > Finished T-3rd in Pacific Coast League in wins (12) and was 2nd in strikeouts (146).
- > Struck out 11 batters April 15 vs. Memphis.
- > Pitched 1.0 scoreless inning of relief June 15 at Tampa Bay, which was his 1st ML appearance since 2001.
- > Made start for June 22 vs. Cleveland (L, 5.0 IP, 7 ER) and was optioned back to Nashville next day...was recalled 2nd time Aug. 5 and optioned back Aug. 11.
- > Threw his 1st career shutout and struck out career-high 12 batters Aug. 26 vs. New Orleans to clinch PCL East title for Nashville.
- > Named PCL Pitcher of Week Aug. 25- Sept. 1.
- > Was recalled for 3rd time Sept. 13 after making 2 post-season starts for Nashville
- > Pitched 5.0-scoreless innings to earn his 1st ML win Sept. 15 vs. Cincinnati.
- > Tied his career-high with 7.0 IP in his win Sept. 20 vs. Chicago-AL.

**2002**

**Began season recovering from Tommy John surgery and eventually pitched for Class A Advanced Lynchburg and double-A Altoona...went combined 2-6 with 6.22 ERA (41er, 59.1ip) in 12 starts between 2 clubs.**

**2001**

**Played for both San Francisco and Pittsburgh after being traded in middle of season with OF Armando Rios in exchange for RHP Jason Schmidt and OF John Vander Wal.**

- > Began season with triple-A Fresno forging 3-3 mark with 2.79 ERA (18er, 58.0ip) in 10 starts.
- > Posted 2.18 ERA in 5 starts in May and was recalled by SF May 26.
- > Took loss in his 1st outing with SF in 1-0, 18-inning game, May 29 vs. Arizona...also doubled for his 1st ML hit in his 1st career at-bat in that game.
- > Was traded to Pittsburgh July 30 and assigned to triple-A Nashville.
- > Named PCL Pitcher of Week Aug. 13-29.
- > Was recalled by Pittsburgh July 1 and left his start Sept. 9 vs. Cincinnati with pain in his right elbow...had "Tommy John" surgery performed on his right elbow Sept. 20 by Dr. James Andrews.
- > Finished with 0-5 record with 6.75 ERA (26er, 34.2ip) in 15 games (2 starts) between San Francisco and Pittsburgh.

**2000**

**Made his Major League debut as Sept. call-up with San Francisco after pitching entire year at double-A Shreveport, going 6-10 with 4.23 ERA (73er, 155.1ip) with 147 punchouts in 27 starts.**

- > Led Texas League and all SF minor leaguers in strikeouts (147).
- > Finished 4th in Texas League in innings pitched (155.1) and 10th in ERA (4.23).
- > Named Shreveport's Player of Month for July.
- > Had his contract selected by SF on Sept. 1 and made his ML debut in relief, Sept. 2 vs. Chicago-NL (2.0 IP, 0 R).
- > Pitched for Grand Canyon in Arizona Fall League following season.

**1999**

**Combined to go 4-6 with 3.68 ERA (42er, 98.0ip) in 19 starts between Class A Advanced San Jose and double-A Shreveport.**

- > Named California League Pitcher of Week April 19-25.
- > Earned honorable mention for CL postseason All-Star team.

**1998**

**Made his pro debut with short-season Salem-Keizer and also pitched for Class A Advanced San Jose, combining for 6-1 record with 3.24 ERA (27er, 75.0ip) in 14 starts with 92 strikeouts.**

- > Led Northwest League in opponent's avg. against (.186) and SO/9.0 IP (10.61) and ranked 5th in wins (6).
- > Won Pitcher of Week honors July 6-12.

**Personal**

- > Married (Nicole, Nov. 12, 2005)...son Ryder (Aug. 26, 2009).
- > Attended Kutztown University, where he was named an All-American in 1998.
- > Was inducted into Kutztown University Athletics Hall of Fame Oct. 21, 2005.

## RYAN ANDREW VOGELSONG

Year	Club	W-L	ERA	G	GS	CG	SHO	SV	IP	H	R	ER	HR	HB	BB	SO	WP	BK
1998	Salem-Keizer-A	6-1	1.77	10	10	0	0	0	56.0	37	15	11	5	1	16	66	2	2
	San Jose-A	0-0	7.58	4	4	0	0	0	19.0	23	16	16	3	1	4	26	2	4
1999	San Jose-A	4-4	2.45	13	13	0	0	0	69.2	37	26	19	3	3	27	86	3	0
	Shreveport-AA	0-2	7.31	6	6	0	0	0	28.1	40	25	23	7	2	15	23	1	1
2000	Shreveport-AA	6-10	4.23	27	27	1	0	0	155.1	153	82	73	15	13	69	*147	5	4
	San Francisco	0-0	0.00	4	0	0	0	0	6.0	4	0	0	0	0	2	6	0	0
2001	Fresno-AAA	3-3	2.79	10	10	0	0	0	58.0	35	18	18	6	1	18	53	1	1
	San Francisco	0-3	5.65	13	0	0	0	0	28.2	29	21	18	5	2	14	17	2	0
	Nashville-AAA	2-3	3.98	6	6	0	0	0	31.2	26	15	14	2	1	15	33	1	0
2002	Pittsburgh	0-2	12.00	2	2	0	0	0	6.0	10	10	8	1	0	6	7	0	0
	Lynchburg-A	1-1	8.04	4	4	0	0	0	15.2	19	14	14	0	1	7	20	0	0
	Altoona-AA	1-5	5.56	8	8	0	0	0	43.2	47	27	27	5	6	10	35	2	1
2003	Nashville-AAA	12-8	4.29	26	26	1	1	0	149.0	142	75	71	12	6	54	146	6	0
	Pittsburgh	2-2	6.55	6	5	0	0	0	22.0	30	19	16	1	2	9	15	1	0
2004	Pittsburgh	6-13	6.50	31	26	0	0	0	133.0	148	97	96	22	10	67	92	3	0
2005	Pittsburgh	2-2	4.43	44	0	0	0	0	81.1	82	43	40	5	8	40	52	7	0
2006	Pittsburgh	0-0	6.39	20	0	0	0	0	38.0	44	27	27	2	7	16	27	4	1
	Indianapolis-AAA	4-5	2.66	11	10	1	0	0	67.2	54	23	20	5	4	12	43	1	0
2007	Hanshin-J	7-6	4.13	20	20	0	0	0	106.2	113	52	49	17	6	41	91	1	1
2008	Hanshin-J	3-4	3.99	12	12	0	0	0	65.1	65	31	29	3	6	19	50	1	0
2009	Orix-J	1-4	4.54	30	2	0	0	0	42.1	39	16	21	4	4	16	56	1	0
2010	Salt Lake-AAA	1-3	4.66	8	7	0	0	0	36.2	47	23	19	2	3	22	37	3	0
	Lehigh Valley-AAA	2-5	4.91	25	7	0	0	1	58.2	60	38	32	6	3	40	73	0	0
Minor Totals		42-50	4.07	158	138	3	1	1	789.1	720	397	357	71	45	309	788	27	13
Japanese Totals		11-14	4.16	62	34	0	0	0	214.1	217	99	99	24	16	76	197	3	1
M.L. Totals		10-22	5.86	120	33	0	0	0	315.0	347	217	205	36	29	154	216	17	1

\*Led League

## VOGELSONG'S M.L. BATTING

M.L. Batting	AVG	G	AB	R	H	2B	3B	HR	RBI	SH	SF	HP	BB-I	SO	SB-CS	E	SLG	OBP
--- 2006	.333	20	3	1	1	0	0	0	0	0	0	0	2-0	2	0-0	0	.333	.246
--- Career	.186	118	59	3	11	4	0	0	3	12	1	1	4-0	24	0-0	2	.254	.600

## CAREER TRANSACTIONS

- Selected by San Francisco in 5th round of 1998 First-Year Player Draft. Signed by Alan Marr.
- Traded to Pittsburgh with OF Armando Rios for RHP Jason Schmidt and OF Jon Vander Wal, July 30, 2001.
- Signed minor league contract with Pittsburgh, Feb. 27, 2004.
- Signed minor league contract with Pittsburgh, Feb. 17, 2005.
- Signed minor league contract with Pittsburgh, Jan. 17, 2006.
- Signed minor league contract with Philadelphia, Jan. 7, 2010.
- Signed minor league contract with Los Angeles-AL, July 28, 2010.
- Signed minor league contract with San Francisco, Dec. 28, 2010.

## CAREER FIELDING

Position	PCT.	G	PO	A	E	TC	DP
Pitcher	.971	120	23	43	2	68	4

- **Low-Hit CG:**
- **CG Shutout:**
- **Innings Pitched:**
- **Most Strikeouts:**
- **Winning Streak:**
- **Losing Streak:**
- **Scoreless Streak:**

## CAREER HIGHS

No career complete games  
 No career complete games  
**Starter:** 7.0 (5x), last: Sept. 19, 2004 vs. NYM (w/ PIT)  
**Reliever:** 5.0, May 27, 2006 vs. HOU (w/PIT)  
 8, Sept. 20, 2003 vs. CHC (w/PIT)  
 2 (4x), last: Sept. 9-14, 2005 (w/PIT)  
 7, April 14-June 18, 2004 (w/PIT)  
 12.0 innings, Sept 11-19, 2004 (w/PIT)

# Eli Whiteside

## CATCHER

**Birthdate:** October 22, 1979

**2011 Opening Day Age:** 31

**Birthplace:** New Albany, Mississippi

**Resides:** New Albany, Mississippi

**Bats:** Right      **Throws:** Right

**Height:** 6-2      **Weight:** 218

**M.L. Service:** 2 years, 12 days

**How Obtained:** Signed as free agent, Nov. 21, 2008

**Contract Status:** Signed through 2011



### CAREER

**Solid defensive catcher has been invaluable member of SF's staff over last 2 seasons, hitting .233 (59-for-253) with 12 2Bs, 6 HRs and 23 RBI, while throwing out 17-of-49 (34.6%) potential base stealers in 105 games as Giant.**

- > Was behind dish for Jonathan Sanchez's no-hitter July 10, 2009 vs. San Diego, becoming 1st Giants backstop to catch no-hitter since Gary Alexander caught John Montefusco's Sept. 9, 1976...also marked just 2nd time since 1995 that rookie had been behind plate to catch no-no since Chicago's Geovany Soto called Carlos Zambrano's Sept. 14, 2008 (*Elias*).
- > Became just 4th Giants player and 13th in franchise history to hit his 1st Major League home run for grand slam...

others were Bobby Bonds (June 25, 1968 vs. Los Angeles-NL), Dave Kingman (July 31, 1971 vs. Pittsburgh) and Brian Dallimore (April 30, 2004 vs. Florida).

- > Backstop has played for 3 different organizations over 10-year career, with brief call-up for Baltimore in 2005 for 9 games...originally drafted by Orioles in 2001, has also played for Minnesota organization.

### 2010 SEASON

**In his 3rd season in big leagues, spent year on SF's roster as backup catcher to Bengie Molina at beginning of year, then eventually to Buster Posey...batted .238 (30-for-126) with 4 HRs and 10 RBI in career-high 56 games.**

- > Started 32 contests (all at C) and caught 9-of-39 attempted base stealers.
- > Of his 32 starts, 19 came with Jonathan Sanchez on mound.
- > Started just 6 times in SF's last 57 contests and started back-to-back games just twice all season (July 7-8 at Milwaukee and Aug. 28-29 vs. Arizona).

- > Went 24-for-106 (.226) with 5 2Bs, 4 HRs, and 10 RBI as starter, hitting safely in 18 of his 32 starts, including 6 multi-hit contests

- > Hit only .154 (6-for-39) w/RISP and was just 3-for-his-last-24 (.125) in those situations.

### POSTSEASON HIGHLIGHTS

**Did not appear in any games during postseason.**

## Giants Gems

- > Born and raised in New Albany, Mississippi.
- > **He and his sister grew up on 80 acres of land owned by his grandfather**, who raised cattle and grew corn though had a full-time job with Master-Bilt, which manufactures walk-in coolers. Eli helped bale hay and crush corn for feed.
- > Spent 3 years at Delta State and studied business.
- > **Has prematurely gray hair.** Says it started turning gray when he was a high school sophomore. It went all gray when he started playing professional ball.
- > He caught **Jonathan Sanchez's no-hitter** on July 10, 2009, because starting catcher Bengie Molina was at the hospital with his wife for the birth of their daughter.
- > Eli wrote a paper for school in 8th grade about wanting to be a Major-League player when he grows up. "It's in his blood to play ball," his mother, Cindy, says. "He and his sister lived and breathed baseball and softball."
- > His **nickname as a child was Scratch**, for the scar on the left side of his face. He cut his face when he fell off his bicycle and landed on a broken tree limb.

**2009**

**Spent nearly his 1st full season at Major League level, batting .228 (29-for-127) with 6 2Bs, 3B, 2 HRs and 13 RBI in 49 games with Giants after having contract purchased from triple-A May 24.**

- > Caught 5 of SF's 18 shutouts, including Jonathan Sanchez's no-hitter July 10...was 1st Giants' backstop to catch no-hitter since Gary Alexander caught John Montefusco's no-hitter Sept. 9, 1976...it was 2nd time since 1995 that rookie had been behind plate to catch no-hitter since Chicago-NL's Geovany Soto called Carlos Zambrano's no-hit game Sept. 14, 2008 (*Elias*)...had caught 2 no-hitters in minors during his career (Baltimore's Radhames Liz, as well as combined effort between pitching staff).
- > His other 4 shutouts came June 28 at Milwaukee; July 3 vs. Houston; Aug. 28 vs. Colorado; and Sept. 2 at Philadelphia.
- > Made his return to Majors for 1st time since 2005 when he had his contract purchased on May 24...started at catcher that day in Seattle, marking 1st start since Sept. 30, 2005 (while with Baltimore)...collected 1st NL hit and 1st knock overall since July 16, 2005, going 1-for-3 with RBI single.
- > Hit his 1st career HR Aug. 5 in Houston with bases loaded...became just 4th Giants player and 13th in franchise history whose 1st Major League home run was grand slam...others were Bobby Bonds (June 25, 1968 vs. LAD), Dave Kingman (July 31, 1971 vs. Pittsburgh) and Brian

**2008**

**Started year in Minnesota organization at triple-A Rochester, but was released April 30 and signed minor league contract with San Francisco on May 5.**

- > Signed with Minnesota's organization Nov. 20.
- > Was assigned to triple-A Fresno where he played in 49 games, hitting .238 (36-for-151).

**2007**

**Played for triple-A Norfolk (18 games) and double-A Bowie (42 games).**

- > Was placed on disabled list with fractured right cheekbone June 18-July 12.
- > Compiled season-high 7-game hit-streak, going 9-for-27 (.333), July 13-20.
- > Went on disabled list for remainder of season with concussion, Aug. 6.

**2006**

**Played entire season with triple-A Ottawa, batting .244 (77-for-315) with 18 2Bs, 11 HRs, 47 RBI in 92 games.**

**2005**

**Began year at triple-A Ottawa and eventually made his Major League debut with Baltimore.**

- > Began season at triple-A Ottawa and hit .233 (74-for-317) with 22 2Bs, 4 HRs and 27 RBI in 95 games.
- > Made 1st career start at catcher and had RBI single (off Scott Cassidy) marking 1st career hit July 9 vs. Boston.
- > Was recalled by Baltimore July 3.
- > Optioned to Ottawa July 25 and was recalled by Baltimore, Sept. 6.
- > Made Major League debut July 5 at New York-AL.

**2004**

**Spent entire season at double-A Bowie, hitting .253 (75-for-297) with 18 2Bs, 18 HRs and 60 RBI.**

- > Ranked 4th in Orioles' organization in HRs.
- > Was on DL with inflammation in right elbow April 8-23.
- > Had 2-HR game May 17 vs. Akron...had his 2nd 2-HR game of season and tied season-high with 4 RBI, July 28 at Erie.
- > Played for Peoria Javelinas in Arizona Fall League.

**2003**

**Played across 3 different levels (Bowie, GCL-Orioles and Aberdeen).**

**2002**

**Split time with Class A Frederick and double-A Bowie playing in 107 games combined.**

- > Tied for club lead in HRs (8) and was 3rd in 2Bs (19) with Class-A Frederick.
- > Promoted to double-A Bowie July 27 and had 4 consecutive 2-hit games during 7-game hit-streak Aug. 21-25.

## All-Time Giants to Hit Grand Slams for Their 1st Career Home Run

Player	Date
Art Devlin, NY	April 22, 1904
Chief Meyers, NY	Sept. 11, 1909
Mule Watson, NY	June 8, 1924
Doc Farrell, NY	May 25, 1926
Homer Peel, NY	June 8, 1933
Willard Marshall, NY	April 15, 1942
Pete Milne, NY	April 27, 1949
Monte Kennedy, NY	July 3, 1949
Monte Irvin, NY	May 18, 1950
Bobby Bonds, SF	June 25, 1968
Dave Kingman, SF	July 31, 1971
Brian Dallimore, SF	April 30, 2004
<b>Eli Whiteside, SF</b>	<b>Aug. 5, 2009</b>

*chart courtesy of David Vincent, SABR*

Dallimore (April 30, 2004 vs. Florida).

- > Began season at triple-A batting .241 (28-for-116) with 7 2Bs, 3B, 6 HRs and 24 RBI in 34 games.

## 2001

**Spent 1st professional season at Class A Delmarva and batted .250 (53-for-212) with 7 home runs and 28 RBI.**

➤ Was 2nd on club in HRs.

➤ Threw out 30 of 73 (41%) runners attempting to steal.

**A GIANT IN THE COMMUNITY**

➤ Participated in Giants Community Fund's golf classic in 2009 and 2010.

➤ Throughout 2009 season visited and read to children at Belmont Library as part of Giants' and Oracle Read to Win

Summer Reading Program.

➤ Has attended annual season ticket holder picnic in park event.

**PERSONAL**

➤ Married (Amy, Jan. 31, 2004)...son (Whit, Feb. 24, 2010).

➤ Graduated from W.P. Daniel (MS) High School in 1998

where he played baseball and soccer.

➤ Attended Delta State University (Cleveland, MS).

**DUSTIN ELI WHITESIDE**

Year	Club	AVG	G	AB	R	H	2B	3B	HR	RBI	SH	SF	HP	BB-I	SO	SB-CS	E	SLG	OBP
2001	Delmarva-A	.250	61	212	30	53	11	0	7	28	0	2	7	9-1	45	1-1	4	.401	.300
2002	Frederick-A	.259	80	313	34	81	19	0	8	42	0	4	4	14-0	57	0-0	15	.396	.296
	Bowie-AA	.263	27	99	11	26	5	0	2	11	1	0	3	4-0	18	0-1	5	.374	.311
2003	GCL-Orioles-R	.333	1	3	0	1	1	0	0	0	0	0	0	1-0	1	0-0	0	.667	.500
	Aberdeen-A	.700	2	10	0	7	3	0	0	4	0	0	0	0-0	1	1-0	1	1.000	.700
	Bowie-AA	.204	81	265	21	54	13	1	1	23	1	0	4	5-0	44	0-0	6	.272	.230
2004	Bowie-AA	.253	90	297	41	75	18	0	18	60	0	3	1	25-0	65	2-2	10	.495	.310
2005	Ottawa-AAA	.233	95	317	28	74	22	1	4	27	1	3	2	21-1	65	1-3	4	.347	.283
	<b>Baltimore</b>	<b>.250</b>	<b>9</b>	<b>12</b>	<b>1</b>	<b>3</b>	<b>0</b>	<b>0</b>	<b>0</b>	<b>1</b>	<b>0</b>	<b>0</b>	<b>0</b>	<b>0-0</b>	<b>2</b>	<b>0-0</b>	<b>2</b>	<b>.250</b>	<b>.250</b>
2006	Ottawa-AAA	.244	92	315	37	77	18	1	11	47	2	6	7	10-0	73	1-3	10	.413	.278
2007	Norfolk-AAA	.180	18	61	5	11	1	0	2	6	2	1	2	1-1	12	1-1	1	.295	.215
	Bowie-AA	.291	42	141	18	41	7	4	4	30	3	2	2	8-0	32	0-3	4	.482	.333
2008	Rochester-AAA	.167	8	24	2	4	0	0	1	1	0	0	0	1-0	6	0-0	2	.292	.200
	Fresno-AAA	.238	49	151	13	36	7	0	2	22	1	4	1	12-0	27	2-0	4	.325	.292
2009	Fresno-AAA	.241	34	116	16	28	7	1	6	24	2	0	0	8-1	40	0-0	4	.474	.290
	<b>San Francisco</b>	<b>.228</b>	<b>49</b>	<b>127</b>	<b>15</b>	<b>29</b>	<b>6</b>	<b>1</b>	<b>2</b>	<b>13</b>	<b>0</b>	<b>0</b>	<b>3</b>	<b>4-1</b>	<b>30</b>	<b>0-0</b>	<b>5</b>	<b>.339</b>	<b>.269</b>
2010	<b>San Francisco</b>	<b>.238</b>	<b>56</b>	<b>126</b>	<b>19</b>	<b>30</b>	<b>6</b>	<b>1</b>	<b>4</b>	<b>10</b>	<b>3</b>	<b>0</b>	<b>3</b>	<b>8-0</b>	<b>35</b>	<b>1-2</b>	<b>2</b>	<b>.397</b>	<b>.299</b>
<b>Minor Totals</b>		<b>.244</b>	<b>680</b>	<b>2324</b>	<b>256</b>	<b>568</b>	<b>132</b>	<b>8</b>	<b>66</b>	<b>325</b>	<b>13</b>	<b>25</b>	<b>33</b>	<b>119-4</b>	<b>486</b>	<b>9-14</b>	<b>70</b>	<b>.393</b>	<b>.288</b>
<b>A.L. Totals</b>		<b>.250</b>	<b>9</b>	<b>12</b>	<b>1</b>	<b>3</b>	<b>0</b>	<b>0</b>	<b>0</b>	<b>1</b>	<b>0</b>	<b>0</b>	<b>0</b>	<b>0-0</b>	<b>2</b>	<b>0-0</b>	<b>2</b>	<b>.250</b>	<b>.250</b>
<b>N.L. Totals</b>		<b>.233</b>	<b>105</b>	<b>253</b>	<b>34</b>	<b>59</b>	<b>12</b>	<b>2</b>	<b>6</b>	<b>23</b>	<b>3</b>	<b>0</b>	<b>6</b>	<b>12-1</b>	<b>65</b>	<b>1-2</b>	<b>7</b>	<b>.368</b>	<b>.284</b>
<b>M.L. Totals</b>		<b>.234</b>	<b>114</b>	<b>265</b>	<b>35</b>	<b>62</b>	<b>12</b>	<b>2</b>	<b>6</b>	<b>24</b>	<b>3</b>	<b>0</b>	<b>6</b>	<b>12-1</b>	<b>67</b>	<b>1-2</b>	<b>9</b>	<b>.362</b>	<b>.283</b>

**DIVISION SERIES RECORD**

Year	Club, Opp	AVG	G	AB	R	H	2B	3B	HR	RBI	SH	SF	HP	BB-I	SO	SB-CS	E	SLG	OBP
2010	SF vs. ATL																		

-Did Not Play-

**CHAMPIONSHIP SERIES RECORD**

Year	Club, Opp	AVG	G	AB	R	H	2B	3B	HR	RBI	SH	SF	HP	BB-I	SO	SB-CS	E	SLG	OBP
2010	SF vs. PHI																		

-Did Not Play-

**WORLD SERIES RECORD**

Year	Club, Opp	AVG	G	AB	R	H	2B	3B	HR	RBI	SH	SF	HP	BB-I	SO	SB-CS	E	SLG	OBP
2010	SF vs. TEX																		

-Did Not Play-

**CAREER TRANSACTIONS**

- Selected by Baltimore in 6th round of 2001 First-Year Player Draft. Signed by Mike Tullier.
- Elected free agency, Oct. 29, 2007; signed by Minnesota, Nov. 24, 2007.
- Released by Minnesota, April 30, 2008; signed by San Francisco, May 5, 2008.
- Elected free agency, Nov. 3, 2008; signed by San Francisco, Nov. 21, 2008.

**CAREER FIELDING**

Position	PCT.	G	PO	A	E	TC	DP
Catcher	.987	111	641	55	9	705	6

**CAREER HIGHS**

- **Hits:** 3, Sept. 30, 2009 vs. AZ (w/SF)
- **Runs:** 2 (6x), last: Aug. 29, 2010 vs. AZ (w/SF)
- **Doubles:** 2, Sept. 27, 2009 vs. CHC (w/SF)
- **Triples:** 1 (2x), last: June 20, 2010 at TOR (w/SF)
- **Home Runs:** 1 (6x), last: June 4, 2010 at PIT (w/SF)
- **RBI:** 4, Aug. 5, 2009 at HOU (w/SF)
- **Walks:** 3, June 14, 2010 vs. BAL (w/SF)
- **Stolen Bases:** 1, May 11, 2010 vs. SD (w/SF)
- **Longest Hitting Streak:** 4 games, last: Sept. 30, 2009-April 7, 2010 (w/SF)

**CAREER HOME RUN CHART**

- **Multi-HR Games (0)**
- **3-HR Games (0)**
- **Grand Slams (1)**  
August 5, 2009 at HOU (off Brian Moehler) (w/SF)
- **Pinch-Hit (0)**
- **Inside-the-Park (0)**
- **Game Ending (0)**
- **Leadoff (0)**



Eli Whiteside

# Jackson Williams

## CATCHER

**Birthdate:** May 14, 1986

**2011 Opening Day Age:** 24

**Birthplace:** Tulsa, Oklahoma

**Resides:** Broken Arrow, Oklahoma

**Bats:** Right      **Throws:** Right

**Height:** 5-11      **Weight:** 203

**M.L. Service:** None

**How Obtained:** Giants' sandwich selection (43rd pick overall) in 2007 First-Year Player Draft

**Contract Status:** Non-Roster Invitee



## CAREER

Oklahoma native has caught 343 minor league games in Giants organization and has been praised for his defensive prowess behind plate...has batted .213 (226-for-1,060) throughout 6 minor league stops in SF's organization.

- > Comes to camp as non-roster invitee for 4th-straight campaign.
- > Has thrown out 40.8% (130-of-319) of opposing base stealers during his minor league career.
- > Was San Francisco's sandwich selection (43rd pick overall) in 2007 draft.

## 2010 SEASON

After starting season with double-A Richmond was promoted to triple-A Fresno where he hit .224 (28-for-125) in 42 games for Grizzlies.

- > Was named Richmond Flying Squirrels' Player of Month for April after hitting .298 (14-for-47) with 6 extra-base hits and .431 on-base pct.
- > Began season in Richmond, catching 59 games while hitting only .192 (37-for-193).
- > In Fresno, Williams threw out 16-of-36 (44.4%) would-be base stealers.

## 2009

Spent entire year with double-A Connecticut, hitting .223 (67-for-300) with 20 2Bs and 24 RBI in 105 games.

## 2008

Split season between Class A Augusta and Class A Advanced San Jose, combining to hit .205 (64-for-312) with 5 HRs and 29 RBI in 97 contests.

- > Began season in Augusta, catching 47 games while hitting only .179 (28-for-156) before being promoted to Class A Advanced San Jose, where backstop improved batting avg. by hitting .231 (36-for-156) in 50 games.
- > Was named by *Baseball America* as Giants' 16th-best prospect entering 2009 season.

## 2007

Opened 1st professional season at short-season Salem-Keizer playing 42 games behind dish.

## PERSONAL

- > Single.
- > Graduated from Broken Arrow (OK) High School.
- > Attended University of Oklahoma, where he was 3-year starter, team captain and earned 2nd-team All-Big 12 honors.

**JACKSON T. WILLIAMS**

Year	Club	AVG	G	AB	R	H	2B	3B	HR	RBI	SH	SF	HP	BB-I	SO	SB-CS	E	SLG	OBP
2007	Salem-Keizer-A	.231	42	130	20	30	3	0	5	20	4	4	7	16-0	27	0-0	7	.369	.338
2008	Augusta-A	.179	47	156	22	28	7	0	2	13	2	1	6	15-0	37	0-0	5	.263	.275
	San Jose-A	.231	50	156	11	36	5	0	3	16	3	1	3	15-0	40	2-3	11	.321	.309
2009	Connecticut-AA	.223	105	300	33	67	20	0	2	24	6	1	6	35-1	60	1-5	8	.310	.316
2010	Richmond-AA	.192	60	193	17	37	9	1	2	16	6	1	7	29-1	54	0-1	1	.280	.317
	Fresno-AAA	.224	42	125	16	28	7	0	3	15	0	2	5	15-1	33	1-1	2	.352	.327
<b>Minor Totals</b>		<b>.213</b>	<b>346</b>	<b>1060</b>	<b>119</b>	<b>226</b>	<b>51</b>	<b>1</b>	<b>17</b>	<b>104</b>	<b>21</b>	<b>10</b>	<b>34</b>	<b>125-3</b>	<b>251</b>	<b>4-10</b>	<b>34</b>	<b>.311</b>	<b>.313</b>

**CAREER TRANSACTIONS**

- Selected by San Francisco in sandwich round (43rd pick overall) of 2007 First-Year Player Draft. Signed by Todd Thomas.

**Milestones**

Listed below are the Milestones Giants players can reach during the 2011 season:

Player	Milestone in Reach (Current Stat)
Jeremy Affeldt	500 Games (487)
Pat Burrell	1,500 Hits (1,351) 1,000 RBI (955) 300 Home Runs (285) 300 Doubles (290)
Matt Cain	1,000 Strikeouts (906)
Mark DeRosa	1,000 Hits (887) 500 RBI (440) 100 Home Runs (93)
Aubrey Huff	1,500 Games (1,479)
Tim Lincecum	1,000 Strikeouts (907) 1,000 Innings (811.0)
Cody Ross	100 Home Runs (86)
Freddy Sanchez	1,000 Games (844) 1,000 Hits (943)

# Brian Wilson

## RIGHT-HANDED PITCHER

**Birthdate:** March 16, 1982  
**2011 Opening Day Age:** 29  
**Birthplace:** Winchester, Massachusetts  
**Resides:** Los Angeles, California  
**Bats:** Right **Throws:** Right  
**Height:** 6-2 **Weight:** 203  
**M.L. Service:** 3 years, 169 days  
**How Obtained:** Giants' 24th round selection in 2003 First-Year Player Draft  
**Contract Status:** Signed through 2012 (signed 2-year extension prior to 2010 season)



- > 2-time NL All-Star (2008, 2010)
- > Led Major Leagues with 48 saves in 2010, which also tied Giants single season record
- > Owns sole possession of 3rd place on SF's all-time saves list (134 saves)
- > Converted 24-straight save chances in 2008, tied for 3rd-longest in SF history
- > Is 1 of 3 Giants players in team history to reach 40-save plateau in single season (2008, 2010)
- > Made career-high 70 appearances, while tossing career-best 74.2 innings in 2010

### CAREER

**2-time NL All-Star (2008, 2010) has established himself as one of elite closers in baseball since becoming full-time closer in 2008.**

- > Over last 3 seasons, has converted 127-of-145 save chances (87.6%), with his 127 rescues most by any Major League pitcher.
- > His 134 saves rank 3rd-most in franchise history, behind Robb Nen (206) and Rod Beck (199).
- > An NL All-Star for 1st time in his career in 2008, Wilson became 1st Giants reliever to be named to NL All-Star team since Robb Nen in 2002...was selected to Mid-Summer Classic for 2nd time in 2010.
- > Is just 3rd pitcher in Giants history to reach 40-save plateau in single season, reaching that mark twice with 41 saves in 2008 and 48 in 2010...only Robb Nen has posted more seasons of 40+ saves than Wilson in Giants history (4 seasons of 40+ saves).
- > With 48 rescues in 2010, matched Giants' franchise record for saves in single season tying Rod Beck's total of 48 in 1993.
- > Since 2008 has recorded 24 saves of at least 4 outs, most than any other pitcher in big leagues (Jonathan Papelbon with 19; Mariano Rivera with 17).
- > Originally, #2 starter for LSU Tigers, Wilson was drafted by Giants in 24th round of 2003 draft, but missed that entire season due to "Tommy John" surgery on right elbow.
- > Made his Major League debut on April 23, 2006.
- > Was closer for Giants in Spring Training 2007, however his 7.71 ERA caused SF to send him to triple-A Fresno... was called up in August and immediately used as Giants' closer, converting 6 of 7 save opportunities...became full-time closer in 2008.

## Lowest Pct. of Inherited Runners Scored in Majors Since 2008

Rank	Player	IR	IRSc	IRS%
1.	<b>Brian Wilson</b>	<b>86</b>	<b>13</b>	<b>15.1%</b>
2.	Trever Miller	132	22	16.7%
3t.	Jesse Carlson	100	17	17.0%
	Arthur Rhodes	100	17	17.0%
5.	Mitch Stetter	88	15	17.0%

## 2010 SEASON

**2010 All-Star was one of top closers in National League, finishing campaign with career-highs in saves (48), games (70), innings pitched (74.2) and strikeouts (93) in what was his 5th season at Major-League level.**

- Matched Giants' franchise record for saves in single season with his rescue in Giants' playoff-clinching win on Oct. 3 vs. San Diego (tied Rod Beck's total of 48 in 1993).
- His 48 saves led Majors...became 1st Gants pitcher since save became an official Major League Baseball statistic in 1969 to pace Majors in saves...there has been only one other player in Giants history to lead NL in that category and that was Robb Nen in 2001 (45).
- Converted 48 of 53 save opportunities and his 90.6 save percentage was 4th-best in NL.
- Reached 40-save plateau for 2nd time in his career, joining Robb Nen as only Giants pitchers in SF-era history to have multiple seasons of 40-or-more saves (Nen had 4 40+ save seasons with Giants).
- Was 10-for-12 in save chances when pitching more than 1.1 innings...his 10 4+ out saves were most by any ML closer.
- Registered 93 strikeouts against 26 walks...posted career-high 11.21 SO/9.0 figure while logging his best SO/BB ratio of his career (3.58).
- His 1.81 ERA was 4th-lowest figure among NL relievers and his 93 Ks were tied for 5th-most.
- During Spring Training signed 2-year contract extension for 2011 and 2012.
- Made Opening Day roster for 3rd time in his career.
- Sealed his 7th save of season May 9 against Mets at Citi Field, striking out all 5 batters in 1.2 innings to preserve Giants' 6-5 victory...according to *Elias*, Wilson became 1st

## Giants All-Time Saves Leaders – Single Season

Rank	Player	Season	Saves
1t.	Brian Wilson	2010	48
	Rod Beck	1993	48
	Robb Nen	2001	45

pitcher in SF-era history to earn save of 5 or more outs while registering each with strikeout...only other Major League pitcher to accomplish that over last 12 seasons (1999-2010) was Toronto's B.J. Ryan on July 1, 2006 against Phillies.

- Allowed game-tying 2-run, pinch-hit home run to Pittsburgh's Delwyn Young in 9th inning on June 6 at PNC Park...2-run blast by Young tied game at 5-5...however, Giants scored in top of 10th to win 6-5.
- Was named to his 2nd All-Star team, joining teammate Tim Lincecum in Midsummer Classic...tossed scoreless 8th inning to preserve NL's 3-1 lead in eventual victory at Angel Stadium of Anaheim.
- Experienced back spasms prior to game on July 30 vs. Los Angeles-NL and was unavailable to pitch that night in SF's 6-5 victory.
- Beginning Aug. 1st, allowed just 3 earned runs over his last 28.1 innings (0.95 ERA).
- Recorded his 5th 5-out save of season and his 42nd rescue overall, setting new career-high, in SF's 1-0 win over San Diego on Sept. 10 at PETCO Park that forged virtual tie atop NL West.

## Giants Gems

- Grew up in Londonderry, N.H. where he was a stud athlete. **Excelled at football, baseball and golf, and as a 12-year-old advanced to the regional finals of the NFL's Punt, Pass & Kick contest at a New England Patriots game.**
- **Earned a scholarship to LSU** where he started and relieved. When he joined the Giants' farm system, he was converted to a full-time reliever. The organization believed that his electric stuff, plus his all-out, all-the-time approach, was best suited to the bullpen.
- **Treats his body like a baseball-playing machine**, honing his diet and workout regiment to maximize his ability to withstand the rigors of the 9th inning. Pushes himself to the breaking point in his workouts. Does kickboxing, yoga, stretching, weights. Also does cardio that keeps his heart rate above 160 for an hour. Pushes so hard because "that way, pitching is easy. You've pushed yourself so hard, you're accustomed to toughing it out mentally." He says working out so hard helps him to feel invincible on the mound, like nothing can get by him.
- **Is known to do great imitations, including Jim Carrey.**
- Loves chess. Played in high school – even briefly in the chess club.
- He won the Punt, Pass and Kick contest at halftime of a New England Patriots Game.
- Wilson's father, a career Air Force man, died of kidney cancer at the age of 53 when Wilson was 17. The pitcher's crossed-arm gesture after victories is, in part, a tribute to him.
- He was **chosen Class Clown** of his high school graduating class.
- He **worked one summer straightening gravestones at a cemetery** in his hometown of Londonderry, N.H.
- Exploring his Irish roots, he spent three weeks in 2007 backpacking through Ireland with A's pitcher Dallas Braden.

- Matched Giants' franchise record for saves in single season with his save in SF's playoff-clinching win on Oct. 3 vs. San Diego, tying Rod Beck's total of 48 in 1993.

#### POSTSEASON HIGHLIGHTS

**Went 1-0 with 0.00 ERA (0er, 11.2ip) and 6 saves in 10 postseason contests...earned save in each clinching round of playoffs, posting rescue in Game 4 of Division Series vs. Atlanta, Game 6 of Championship Series vs. Philadelphia and then in Game 5 of World Series vs. Texas.**

- His 6 postseason saves were one shy of matching Robb Nen (7 saves in 2002) for most by Giants reliever in one postseason.
- His 16 strikeouts were 2nd-most as Giants reliever in single postseason, behind Jesse Barnes (18 in 1921 World Series).
- Received win and 3 saves in LCS, becoming 4th pitcher to win or save 4 games in one postseason series since saves became an official Major League statistic (in 1969), joining Dennis Eckersley (1988 ALCS), Mitch Williams (1993 NLCS) and John Wetteland (1996 World Series).

#### 2009

**Followed his 2008 All-Star campaign with yet another solid year, ranking as one of top closers in game...went 5-6 with 2.74 ERA (22er, 72.1ip), converting 38-of-45 save opportunities in 68 relief appearances.**

- His 38 rescues were tied with St. Louis' Ryan Franklin for 3rd-most in NL, while his 2.74 ERA was 7th-best among NL closers.
- Recorded most saves in Majors with 4 outs or more with 8, ahead of St. Louis' Ryan Franklin, Oakland's Andrew Bailey and Kansas City's Joakim Soria, all with 7.
- Had 56-scoreless appearances in his 68 games.
- Held left-handed hitters to .189 avg. against (25-for-132) for 5th-lowest avg. among relief pitchers in NL.
- Stranded 28 of 34 inherited runners (82.4%) for 7th-best figure among NL relievers.
- Was resilient in 2nd half of year, posting 3-2 record with 15 saves in 18 chances...recorded 3rd-lowest ERA (1.64, 6er, 33.0ip) among NL relievers in 2nd half.
- Opened season converting 9-straight saves until May 21 at San Diego when he was charged with 3rd loss of year and 1st blown save after allowing 2 runs on 2 hits in 0.2 innings of SF's 3-2 defeat.
- Following that game his ERA rose to season-high 4.87, but

### Most 1.1+ Inning Saves In Majors, 2008-10

Rank	Player	SV
1.	Brian Wilson	24
2.	Jonathan Papelbon	19
3.	Mariano Rivera	17
4.	Ryan Franklin	15
5.	Andrew Bailey	12

- Tossed 1.2-scoreless innings in SF's clincher over Phillies in Game 6 of LCS on Oct. 23, becoming 1 of 4 pitchers in last 25 years to record save of 5 or more outs to clinch postseason series...joined Jesse Orosco (1986 Mets), Randy Myers (1990 Reds) and Byung-Hyun Kim (2001 Diamondbacks).
- Allowed just one hit in 8 at-bats over 3 scoreless outings in World Series vs. Texas.

#### 2008

**Earned All-Star selection in his 1st full big league campaign, becoming 1st Giants reliever to be named to NL All-Star team since Robb Nen in 2002...went 3-2 with 41 saves and 4.62 ERA (32er, 62.1ip) in 63 relief outings for San Francisco.**

- Is just 8th Giants reliever to be selected for Mid Summer Classic, joining Stu Miller (1961), Gary Lavelle (1977, '83), Greg Minton (1982), Scott Garrelts (1985), Jeff Brantley (1990), Rod Beck (1993, '94, '97) and Nen (1998, '99 and 2002).
- Was selected to All-Star contest in voting by players.
- His 41 rescues were tied for 4th-most in Majors and 2nd-most in NL, behind Houston's Jose Valverde (44) and Philadelphia's Brad Lidge (41).
- Became just 3rd pitcher in Giants history to reach 40 saves in single season (6th time accomplished), with Beck having set club standard with 48 in 1993.

- Saved 56.9% of Giants' wins in 2008 (72)...LAA's Francisco Rodriguez (62.0%, 62 saves, 100 wins) was only other pitcher to have posted higher save pct. of his team's wins than Wilson.
- Converted 24-straight save chances May 3-Aug. 17, tied for 2nd-longest save streak in SF history with Beck (1993) and Nen (1998)...streak was also 4th-longest in Majors behind Philadelphia's Brad Lidge (41), New York's-AL Mariano Rivera (28) and Los Angeles'-AL Francisco Rodriguez (25).
- Had 6 saves of 4-or-more outs, 3rd-most in Majors behind Boston's Jonathan Papelbon (11) and New York's-AL

Mariano Rivera (9).

- More than half of his 41 rescues came against NL West opponents, as he went 21-for-25 in save chances vs. division foes.
- Led NL in saves during 1st half with 25 (in 27 chances)... his 25 saves during that span were tied for 3rd-most by SF closer prior to ASB, joining Rod Beck (29 in 1997) and Robb Nen (26 in 2001 and 25 in 1998).
- Made Giants Opening Day roster for 1st time in his career, marking 3rd season in Majors.
- Made his season debut as SF's closer April 2, recording 1st save of season while tossing 1.1-scoreless innings at LA-NL.
- Appeared in 1st career All-Star Game July 15 at Yankee Stadium striking out 1 of 2 batters faced in 8th inning.
- Had his 24-consecutive save streak snapped Aug. 20 vs. Florida after giving up game-tying, pinch-hit 3-run HR to John Baker, however picked up 1st win of season in that contest as Giants scored winning run in 9th off Bengie Molina's walk-off sacrifice fly to LF.
- Sealed 41st save of year in final game of season Sept.

## 2007

**Spent most of season in triple-A Fresno, but enjoyed stellar 6-week stretch with SF to conclude campaign.**

- Was recalled Aug. 11, going 1-2 with 6 saves (7 chances), 2.28 ERA and .188 avg. against (16-for-85) in 24 ML appearances.
- Even those impressive numbers don't tell whole story, as without Sept. 25 outing against San Diego (1.1ip, 4h, 4er), logged 0.81 ERA (2er, 22.1ip) and .156 mark (12-for-77) in 23 efforts.
- Dominated right-handed batters, yielding just 9 hits (7 singles and 2 2Bs) in 62 at-bats (.145).
- Tossed SF reliever-high 11.2-consecutive shutout innings

## 2006

**Logged 4 different ML stints during 3rd professional campaign...went 2-3 with save and 5.40 ERA in 13 big league relief outings.**

- Had contract purchased from Fresno April 23, and made ML debut that day with 2.0-scoreless innings at Colorado... however, suffered left oblique strain during contest and landed on Disabled List next day.
- Was optioned to minors upon May 20 activation.
- Earned 1st big league save July 2 at San Diego, working final 1.2 innings of SF's 6-2 victory.
- Recorded 1st ML win July 19 vs. Milwaukee.

## 2005

**Excelled during stops at 3 levels of Giants' chain, going combined 6-2 with 21 saves and 1.35 ERA (9er, 60.0ip) in 50 relief appearances.**

- His save total matched San Jose's Joe Bateman for tops in SF organization.
- Yielded miniscule .172 avg. against (37-for-215), including .190 mark (8-for-42) while pitching for Fresno.
- Opened year with Class A Augusta, and was tabbed to South Atlantic League mid-season All-Star squad after going 5-1 with 13 saves and 0.82 ERA in 26 outings.
- Logged 8 saves with 0.57 mark in 15 contests at double-A Norwich.

## Save Streak

Brian Wilson's 24-straight save opportunities in 2008 tied him with Rod Beck and Robb Nen for the 2nd-longest single season save streak in SF history.

SV	Player, Year
28	Rod Beck, 1994
28	Robb Nen, 2000
24	Rod Beck, 1993
24	Robb Nen, 1998
24	<b>Brian Wilson, 2008</b>

28 vs. Los Angeles-NL, escaping 2-on, 0 out jam...retired Angel Berroa on groundout to 3rd base for final out of 2008 campaign in SF's 3-1 victory.

Aug. 11-31, spanning 11 outings.

- Converted each of his 1st 6 save opportunities, including rescues on consecutive days for 1st time in career (Sept. 22 and 23 vs. Reds).
- Went 1-2 with 11 saves (13 chances), 2.10 ERA and .194 avg. against (24-for-124) in 31 outings with Grizzlies.
- Missed time May 21-June 10 following appendectomy.
- Pitched in 3 games with Class A Advanced San Jose before returning to Pacific Coast League.

- Posted 1-3 mark with 7 saves and 2.89 ERA in 24 outings with Grizzlies.
- Also pitched in 1 game for Class A Advanced San Jose while on rehab assignment.
- Dominated competition in Puerto Rican Winter League, sharing circuit lead with 14 saves...was unscored upon in 17 outings against (.16.2ip), while limiting opponents to .094 avg.

## Sealing Saves

Since taking over the full-time closers role in 2008, Brian Wilson has registered 127 saves, which is most among ML relievers.

Rank	Player	SV
1.	<b>Brian Wilson</b>	<b>127</b>
2.	Francisco Rodriguez	122
3t.	Jonathan Papelbon	116
	Mariano Rivera	116
5.	Joakim Soria	115

## 2004

Opened professional career at Class A Hagerstown, working in 23 games (3 starts), going 2-5 with 3 saves and 5.34 ERA.

## 2003

Was selected by San Francisco in 24th round of draft...however, did not pitch while recovering from "Tommy John" surgery.

## A GIANT IN THE COMMUNITY

- > Supports MS Society and participated in their National premier cycling event "Bike MS".
- > Has been Giants representative at Holiday Heroes.
- > Was recognized by US Air Force at special recognition event.
- > Has attended annual Season Ticket Holder Picnic in the Park event.
- > Attended fundraiser for Giants Community Fund at Irish Cultural Center of San Francisco.
- > Has attended annual Challenger Clinic for athletes from San Francisco and Sacramento Special Olympics and home plate ceremonies for Oracle Suite Shots winners (benefiting Giants Community Fund) and for CSN's All-Star Teacher program.
- > Has been involved in Q&A for Youth League Day.
- > Has also participated in KNBR/Giants Winter FanFest.
- > Danced with Oakland Ballet's All-Star Night at Nutcracker with Tony LaRussa.
- > Has participated in Strikeouts For Troops to help wounded soldiers and their families.
- > Has taken part in annual Macy's tree lighting ceremony to benefit UCSF Children's Hospital.

## PERSONAL

- > Single.
- > Graduated from Londonderry (NH) High School.
- > Attended Louisiana State University.

## BRIAN P. WILSON

Year	Club	W-L	ERA	G	GS	CG	SH	SV	IP	H	R	ER	HR	HB	BB	SO	WP	BK
2004	Hagerstown-A	2-5	5.34	23	3	0	0	3	57.1	63	37	34	7	3	22	41	1	0
2005	Augusta-A	5-1	0.82	26	0	0	0	13	33.0	23	7	3	0	3	7	30	0	0
	Norwich-AA	0-0	0.57	15	0	0	0	8	15.2	6	1	1	0	1	5	22	0	0
	Fresno-AAA	1-1	3.97	9	0	0	0	0	11.1	8	7	5	0	0	8	13	1	0
2006	Fresno-AAA	1-3	2.89	24	0	0	0	7	28.0	20	9	9	2	1	14	30	0	0
	San Francisco	2-3	5.40	31	0	0	0	1	30.0	32	19	18	1	1	21	23	0	0
	San Jose-A	0-0	9.00	1	0	0	0	0	1.0	1	1	1	0	0	1	1	0	0
2007	Fresno-AAA	1-2	2.10	31	0	0	0	11	34.1	24	13	8	0	5	24	37	2	0
	San Jose-A	0-0	0.00	3	0	0	0	2	3.0	1	0	0	0	0	0	6	0	0
	San Francisco	1-2	2.28	24	0	0	0	6	23.2	16	6	6	1	1	7	18	0	0
2008	San Francisco	3-2	4.62	63	0	0	0	41	62.1	62	32	32	7	3	28	67	2	0
2009	San Francisco	5-6	2.74	68	0	0	0	38	72.1	60	27	22	3	1	27	83	4	0
2010	San Francisco	3-3	1.81	70	0	0	0	*48	74.2	62	16	15	3	1	26	93	0	0
Minor Totals		10-12	2.99	132	3	0	0	44	183.2	146	75	61	9	13	81	180	4	0
M.L. Totals		14-16	3.18	256	0	0	0	134	263.0	232	100	93	15	7	109	284	6	0

\*Led League

## WILSON'S M.L. BATTING

M.L. Batting		AVG	G	AB	R	H	2B	3B	HR	RBI	SH	SF	HP	BB-I	SO	SB-CS	E	SLG	OBP
---	2010	.000	70	5	0	0	0	0	0	0	0	0	0	0-0	1	0-0	0	.000	.000
---	Career	.000	193	9	0	0	0	0	0	0	1	0	0	0-0	2	0-0	1	.000	.000

LAST HOME RUN: None

## DIVISION SERIES RECORD

Year	Club, Opp	W-L	ERA	G	GS	CG	SH	SV	IP	H	R	ER	HR	HB	BB	SO	WP	BK
2010	SF vs. ATL	0-0	0.00	3	0	0	0	2	4.0	2	1	0	0	0	2	5	0	0

## CHAMPIONSHIP SERIES RECORD

Year	Club, Opp	W-L	ERA	G	GS	CG	SH	SV	IP	H	R	ER	HR	HB	BB	SO	WP	BK
2010	SF vs. PHI	1-0	0.00	4	0	0	0	3	5.0	2	0	0	0	1	2	7	0	0

## WORLD SERIES RECORD

Year	Club, Opp	W-L	ERA	G	GS	CG	SH	SV	IP	H	R	ER	HR	HB	BB	SO	WP	BK
2010	SF vs. TEX	0-0	0.00	3	0	0	0	1	2.2	1	0	0	0	0	0	4	0	0

## ALL-STAR GAME RECORD

Year	Club, Site	W-L	ERA	G	GS	CG	SH	SV	IP	H	R	ER	HR	HB	BB	SO	WP	BK
2008	NL, New York-AL	0-0	0.00	1	0	0	0	0	0.2	0	0	0	0	0	0	1	0	0
2010	NL, Los Angeles-AL	0-0	0.00	1	0	0	0	0	1.0	0	0	0	0	0	0	0	0	0
<b>ASG Totals</b>		<b>0-0</b>	<b>0.00</b>	<b>2</b>	<b>0</b>	<b>0</b>	<b>0</b>	<b>0</b>	<b>1.2</b>	<b>0</b>	<b>0</b>	<b>0</b>	<b>0</b>	<b>0</b>	<b>0</b>	<b>1</b>	<b>0</b>	<b>0</b>

## CAREER TRANSACTIONS

- Selected by Cleveland in 20th round of 2000 First-Year Player Draft; did not sign.
- Selected by San Francisco in 24th round of 2003 First-Year Player Draft. Signed by Tom Korenek.
- Placed on Disabled List with left oblique strain, April 24-May 19, 2006 (including rehabilitation assignments with Class A Advanced San Jose and triple-A Fresno).
- Signed by San Francisco to 2-year extension, March 28, 2010.

## CAREER FIELDING

Position	PCT.	G	PO	A	E	TC	DP
Pitcher	.967	256	9	20	1	30	3

## CAREER HIGHS

- **Low-Hit CG:** No Complete Games
- **Innings Pitched:** **Starter:** None  
**Reliever:** 2.2 (2x), last: Aug. 24, 2009 at COL
- **Strikeouts:** 5, May 9, 2010 at NYM
- **Winning Streak:** 5 games, Aug. 20, 2008-May 10, 2009
- **Losing Streak:** 4 games (2x), last: May 14-June 27, 2009
- **Scoreless Streak:** 13.2 innings, May 25-June 24, 2009



Brian Wilson

# Matt Yourkin

## LEFT-HANDED PITCHER

**Birthdate:** July 4, 1981

**2011 Opening Day Age:** 29

**Birthplace:** Napa, California

**Resides:** Simi Valley, California

**Bats:** Right      **Throws:** Right

**Height:** 6-3      **Weight:** 239

**M.L. Service:** None

**How Obtained:** Selected by Giants from Florida in Rule 5 Draft, Dec. 11, 2008

**Contract Status:** Non-Roster Invitee



### CAREER

29-year-old left-handed pitcher has gone 23-28 with 4.02 ERA (219er, 490.0ip) in 316 games (25 starts) throughout his minor league career.

- > Will begin his 8th professional season in 2011 and will be making his 1st appearance in Giants camp.
- > Was originally signed as undrafted free agent by Florida in 2003.

### 2010 SEASON

Pitched mostly as starter for triple-A Fresno, posting 7-8 record with 4.24 ERA (64er, 136.0ip) and 110 strikeouts in 29 games (24 starts).

- > Tallied new career-highs in innings (136.0) and strikeouts (110).

### 2009

Signed with San Francisco and had his best minor league season yet, going 6-2 with 2.42 ERA (17er, 63.1ip) in 50 games for double-A Connecticut.

- > Posted 10.2 SO/9.0ip ratio.

### 2008

Spent majority of season with double-A Carolina, however also pitched for Class A Advanced Jupiter...posted 3-5 mark with 5.31 ERA (37er, 62.2ip) in 77 games between 2 stops.

### 2007

Appeared in 52 games between double-A Carolina and triple-A Albuquerque fashioning 1-1 record with 4.26 ERA (27er, 57.0ip).

### 2006

Split time between double-A Carolina and triple-A Albuquerque, going 1-4 with 3.65 ERA (27er, 66.2ip) in 56 games.

### 2005

Played between 3 levels (Class A Greensboro, Class A Advanced Jupiter and double-A Carolina), forging 3-5 record with 3.53 ERA (26er, 66.1ip) in 54 games.

### 2004

Split time between Class A Greensboro and short-season Jamestown, going 2-3 with 7.34 ERA (22er, 38.0ip) in 27 games.

### Personal

- > Single.
- > Attended Saint Mary's (CA) College.

# MATTHEW YOURKIN

Year	Club	W-L	ERA	G	GS	CG	SHO	SV	IP	H	R	ER	HR	HB	BB	SO	WP	BK
2004	Greensboro-A	0-0	10.50	3	0	0	0	0	6.0	12	8	7	1	0	3	2	0	0
	Jamestown -A	2-3	3.94	24	0	0	0	1	32.0	26	17	14	3	2	10	32	1	1
2005	Greensboro-A	1-1	2.67	21	0	0	0	2	30.1	25	11	9	5	1	7	33	2	0
	Carolina-AA	0-2	4.05	11	0	0	0	0	6.2	7	4	3	0	0	4	4	0	0
	Jupiter-A	2-2	4.30	22	0	0	0	0	29.1	25	15	14	2	0	11	30	2	1
2006	Carolina-AA	1-4	3.91	44	0	0	0	3	48.1	45	22	21	2	0	25	47	5	1
	Albuquerque-AAA	0-0	2.95	12	0	0	0	0	18.1	22	6	6	3	2	3	20	4	0
2007	Carolina-AA	1-1	5.29	26	0	0	0	0	32.1	33	21	19	3	2	13	32	1	0
	Albuquerque-AAA	0-0	2.92	26	0	0	0	0	24.2	26	12	8	0	2	11	16	0	0
2008	Carolina-AA	2-5	6.08	35	0	0	0	0	47.1	59	35	32	5	2	26	42	3	2
	Jupiter-A	1-0	2.93	13	1	0	0	0	15.1	18	5	5	0	0	4	17	0	0
2009	Connecticut-AA	6-2	2.42	50	0	0	0	8	63.1	52	19	17	5	0	26	72	10	2
2010	Fresno-AAA	7-8	4.24	29	24	0	0	0	136.0	146	67	64	14	4	39	110	4	1
<b>Minor Totals</b>		<b>23-28</b>	<b>4.02</b>	<b>316</b>	<b>25</b>	<b>0</b>	<b>0</b>	<b>14</b>	<b>490.0</b>	<b>496</b>	<b>242</b>	<b>219</b>	<b>43</b>	<b>15</b>	<b>182</b>	<b>457</b>	<b>32</b>	<b>8</b>

## CAREER TRANSACTIONS

- Signed by Florida as non-drafted free agent, Sept. 4, 2003.
- Selected by Giants from Florida in Rule 5 Draft, Dec. 11, 2008.

## 2010 NL Organizations Standings

Rank	Team	Record (Pct.)
1.	St. Louis	492-404 (.549)
2.	<b>San Francisco</b>	<b>409-355 (.535)</b>
3.	Chicago-NL	444-389 (.533)
4.	Pittsburgh	441-395 (.528)
5.	New York-NL	471-433 (.521)
6.	Philadelphia	428-407 (.513)
7.	Los Angeles-NL	391-371 (.513)
8.	Washington	384-381 (.502)
9.	Arizona	380-400 (.487)
10.	Cincinnati	400-426 (.484)
11.	Milwaukee	369-394 (.484)
12.	Colorado	379-406 (.483)
13.	Florida	367-394 (.482)
14.	San Diego	362-403 (.473)
15.	Atlanta	349-401 (.465)
16.	Houston	360-468 (.432)

# Barry Zito

## LEFT-HANDED PITCHER

**Birthdate:** May 13, 1978

**2011 Opening Day Age:** 32

**Birthplace:** Las Vegas, Nevada

**Resides:** Los Angeles, California


**Bats:** Left      **Throws:** Left

**Height:** 6-2      **Weight:** 206

**M.L. Service:** 10 years, 72 days

**How Obtained:** Signed as free agent, Dec. 29, 2006

**Contract Status:** Signed through 2013 (signed 7-year contract with club option for 2014 prior to 2007 season)



- 2002 AL Cy Young Award winner
- 3-time AL All-Star (2002-03, 2006)
- Has held opponents to .239 batting avg. against – 3rd-lowest among active pitchers
- Registered at least 10 wins 9-straight seasons, while reaching 200-inning plateau 6 times
- Has compiled 5 seasons with at least 14 wins and 4 campaigns with 220 innings
- Has missed just 2 starts in his career, and his 339 starts since 2001 are most in Majors
- Has never been on disabled list and has never missed start due to injury
- Is tied for 2nd in Majors for wins following All-Star Break since 2000 (77-50,.606)
- 1 of 5 ML pitchers to make 30 starts in each of his last 10 seasons (2001-10)
- Is 110-6 (.948) when receiving 4+ runs of support in game
- 1 of 10 left-handers in SF Giants history to make Opening Day start
- Has taken no-hitter through 6.0 innings 4 times in his career
- Is 4-3 with 3.25 ERA in 7 career post season starts

### CAREER

**3-time All-Star and 2002 AL Cy Young Award winner has fashioned 142-120 record with 3.86 ERA in 355 Major League outings (353 starts) since 2000 debut.**

- Registered at least 10 wins in 9-straight seasons from 2001-2009.
- Has tossed at least 200.0 innings on 6 occasions, surpassing 220-frame mark 4 times.
- Has surpassed 14-victory barrier 5 times.
- Has reached 30-start plateau for 10 consecutive seasons, just 1 of 5 pitchers to do so since 2000...Warren Spahn (1947-63) holds record with 17 straight 30-start years, while former Giant Livan Hernandez (1999-2010) owns active mark with 11 years.
- Has missed just 2 starts in his career, and his 339 starts since 2001 are most in Majors.
- Since 2001, also ranks 4th for innings (2,105.2), 7th in strikeouts (1,573) and 8th in wins (135).
- Is 1 of only 3 left-handed pitchers since 2000 who have held opponents to lower than .240 avg. against, joining Johan Santana (.226) and Randy Johnson (.231).
- Helped Oakland Athletics to 5 playoff berths in 7 years by being game's best 2nd-half pitcher...is tied for 2nd in Majors for wins following All-Star Break since 2000 (77 wins)...has posted 77-50 ledger (.606) with 3.52 ERA (410er, 1,048.1ip) over 168 games (166 starts).
- Led AL in starts 4 times, while also ranking among junior circuit's top 10 in ERA during 4 different campaigns.
- Has taken no-hitter through 6.0 innings 4 times in his career...3 of those starts have come against Rangers: June 21, 2009 (through 6.0), Aug. 25, 2006 (through 7.0), and July 15, 2005 (through 6.0)...only other time was in 2002 against Mariners.
- Originally selected by A's in 1st round (9th pick overall) of 1999 First-Year Player Draft, left club with name etched throughout Oakland-era leaderboard...is 2nd in Oakland annals for winning pct. (.618), 4th in wins (102), strikeouts (1,096) and starts (222), while placing 5th in innings pitched (1,430.1)...also ranks 2nd with 11 career double-digit strikeout games, behind only Vida Blue's 21 such efforts.
- Owns lifetime 4-3 record with 3.25 ERA (16er, 44.1ip) in 7 career post season starts, advancing to playoffs with Oakland on 5 occasions (2000-03, 2006)...has limited opposition to paltry .209 avg. against (34-for-163) upon October stage...is perfect 3-0 with 2.29 ERA (5er, 19.2ip) in trio of post season road outings, winning once in hostile environment of New York's Yankee Stadium and twice at Minnesota's Metrodome.

## After strong start to season, Zito struggled down stretch, finishing campaign with 9-14 record and 4.15 ERA (92er, 199.1ip) in 34 games (33 starts).

- > Did not reach double-digit win plateau for 1st time since his rookie season in 2000...snapped 9-straight years of 10-plus victories per season.
- > Had 19 quality starts, his most in one season since 2006 with Oakland (20).
- > Giants won 15 of his 1st 24 starts, however club won just once in his final 9 starts.
- > Received 7th-lowest run support average in NL with 3.66 mark.
- > Was 7-6 with 3.35 ERA (40er, 107.1ip) at home, but just 2-8 with 5.09 figure (52er, 92.0ip) on road...his last winning decision on road came May 5 at Florida, span of 13 road starts without victory, marking his longest such stretch without road win in his career.
- > Was on Opening Day roster for 10th-consecutive year and his 4th with San Francisco.
- > Kicked off campaign by posting perfect 5-0 record with 1.49 ERA (7er, 42.1ip) in 1st 6 starts...marked most wins he's ever had through his 1st 6 starts of season and his lowest ERA...his 5-straight winning decisions was his longest such streak since winning 6-straight in 2006...became 1st Giants pitcher to win his 1st 5 decisions in season since Noah Lowry won his 1st 6 decisions in 2004.
- > After starting off 5-0, went just 4-14 with 4.87 ERA (85er, 157.0ip) over final 28 games (27 starts).
- > Completed month of April with perfect 4-0 record after going 0-7 over last two Aprils (0-5 in 2008 and 0-2 in 2009)...according to *Elias*, no other pitcher in Major League history had perfect winning pct. in April (minimum of 4 wins) after going winless in at least 7 decisions over 2 previous Aprils.
- > On April 6 at Houston earned his 1st win in his 1st start of season since 2003, while pitching for Oakland, snapping personal 6-game opening start losing streak.
- > Turned in masterful 3-hit, 8.0-inning performance against Cardinals on April 24 at AT&T Park while also recording season-high 10 strikeouts, just his 13th career double-digit strikeout game (2nd with Giants) in SF's 2-0 victory...opposed Adam Wainwright, who matched Zito for scoreless innings, before Giants broke scoreless tie with 2 runs in 8th...Zito ended night by striking out side in top of 8th and walking off mound to chants of "Bar-ry, Bar-ry"...started out 3-0 for 1st time in his career.
- > Earned 7th win June 12 against A's at AT&T Park in SF's 5-4 victory...tossed 7.0 innings while allowing 2 runs on 6 hits to earn his 1st career win against team for which he played for during his 1st 7 years of his career...southpaw now has wins over all 30 Major League teams.
- > Was 7-2 through his 1st 13 starts, matching most wins he's ever had in his 1st 13 starts of season...he was 7-2 through 13 starts in 2002 and 7-4 in 2003 (*Elias*).
- > Edwin Encarnacion's 8th-inning HR off Barry Zito was difference in Blue Jays' 3-2 win over Giants on June 18 in Toronto...it was only 2nd time that Zito has allowed go-ahead HR in 8th inning or later...his 1st was to Minnesota's Bobby Kielty in 2003 (*Elias*).
- > Struck out 10 batters in 7.0 innings on Aug. 6 at Atlanta in SF's 3-2 win in 11 innings...his 10 Ks tied his high as Giant and was one short of his career-best, last accomplished in 2006 with Oakland...Zito, who said he had some of his best stuff as Giant, allowed solo home runs to Alex Gonzalez and to Chipper Jones.
- > Made just his 2nd relief appearance of his career on Aug.

## Giants Gems

- > Born in Las Vegas, Zito's parents, Roberta and Joe, were a show biz couple who met and married while working for Nat King Cole in the 1960s. Joe was Cole's conductor and arranger, Roberta (a classically trained violinist and pianist) was a signer in the star's backup group, the Merry Young Souls.
- > Is **accomplished guitarist and published photographer**. Often plays guitar in his sister Sally's band, called simply "Sally Zito".
- > When Barry was young his father hired a professional coach and for one hour a week, he **worked with former Cy Young Award winner Randy Jones**. Whenever Barry did something wrong, Randy would cover his shoes with a stream of tobacco juice.
- > Was invited to White House for dinner with President and Mrs. George W. Bush.
- > **Gives a lot of his personal time and funds many non-profit programs**. Created the charity Strikeouts for Troops, in which he donates money for every strikeout he throws. The charity donates 100 percent of funds to provide "comforts of home" to our wounded troops recovering in military hospitals nationwide and works to lift their spirit and morale that aids in their recovery process.
- > Has snared acting roles on "JAG" and "Arliss," modeled for True Religion jeans and Vanity Fair, played guitar publicly with the likes of Chris Isaak and the jazz rock band Chicago; co-written a song for the new Eddy Murphy movie "A Thousand Words," and the compelling jazzy pop track called "Butterflies," which is available on iTunes.
- > Favorite musician is Ben Folds and is also a big fan of Dave Matthews Band.

25 vs. Cincinnati, taking mound just 3 days after throwing 73 pitches in St. Louis...was summoned in 12th inning of 11-1 tie ballgame, however gave up winning run after Joey Votto's drove in game-winner with ground ball single to right field.

- Lost career-high 9-straight decisions from July 21-Sept. 14, going 0-9 with 5.00 ERA (35er, 63.0ip) in 12 games (11 starts)...during that stretch received total of just 11 runs of support in 11 starts, receiving 1 run-or-fewer 8 times...9-straight losses was longest by Giants pitcher for single season since Terry Mulholland also dropped 9-straight from May 11-July 29, 1995.
- Snapped 9-game losing streak with win on Sept. 19 vs. Milwaukee.
- Had just 1 win over his final 14 starts, 2 wins over final 18 starting assignments and 3 victories over his last 25 starts of season.
- Was left off San Francisco's roster for postseason.

## 2009

**Had best season in Giants uniform going 10-13 with 4.03 ERA (86er, 192.0ip) in 33 starts.**

- Earned double-digit victories for 9th-consecutive year, becoming 1 of just 7 Major League pitchers since 2000 with 10+ wins in 9+ consecutive years.
- Posted lowest ERA in season since 2006...his 4.03 ERA was 8th-lowest by NL left-hander.
- Was tabbed with Majors' 2nd-lowest run support, receiving avg. of just 3.38 runs (72rs, 192.0ip)...only Cincinnati's Aaron Harang had lower mark (3.22)...was Zito's lowest run support avg. in his career as he entered season with 5.31 mark.
- Tossed 16 quality starts, with 8 of those coming in 2nd half, where he was one of top pitchers in NL, going 5-4 with 2.83 ERA (27er, 86.0ip) in 15 post All-Star starts...his 2.83 ERA following break was 15th-lowest among NL hurlers.
- Was 5-9 with 5.01 ERA (59er, 106.0ip) in 18 starts prior to break.
- On his 9th-straight Opening Day roster, Zito pitched as Giants' #4 starter for majority of season before Randy Johnson went down with injury, and he was moved to #2 slot.
- After being charged with losses in each of his 1st 2 starts, did not receive decision in 3-straight April 22-May 3, despite blanking opposition in 2 of 3, while allowing just 3 earned runs in 20.1 innings (1.33 ERA).
- Earned 1st win May 8 at Los Angeles-NL, holding Dodgers to 1 run over 6.0 innings while allowing 2 walks and 5 strikeouts in SF's 3-1 win.
- Two starts later, pitched 8.0-inning complete game May 19 at San Diego, however was charged with loss after surrendering pair of solo home runs in Giants' 2-1 defeat...marked his 10th career complete game and 1st since Aug. 7, 2003 at Detroit, while pitching for Oakland...was also just 5th time in his career to earn losing decision when going distance.
- Had gone 185-straight starts without recording complete game, which according to *Elias*, was 2nd-longest streak in Major League history, behind former Giant Kirk Rueter (193-straight starts without CG from 1999 to end of his career in 2005).

## Major League Pitching Leaders, 2001-10

### WINS

1. CC Sabathia	157
2. Roy Halladay	156
3. Roy Oswalt	150
4. Mark Buehrle	144
5. Derek Lowe	142
6. Andy Pettitte	140
7. Jamie Moyer	140
8. <b>Barry Zito</b>	<b>136</b>

### STRIKEOUTS

1. Javier Vazquez	1,926
2. Randy Johnson	1,835
3. Johan Santana	1,813
4. CC Sabathia	1,787
5. Roy Oswalt	1,666
6. Roy Halladay	1,575
7. <b>Barry Zito</b>	<b>1,573</b>

### GAMES STARTED

1. <b>Barry Zito</b>	<b>339</b>
2. Livan Hernandez	332
3. Mark Buehrle	331
4. CC Sabathia	322
5. Javier Vazquez	320

### INNINGS PITCHED

1. Mark Buehrle	2,220.0
2. Livan Hernandez	2,173.0
4. CC Sabathia	2,127.0
3. <b>Barry Zito</b>	<b>2,105.2</b>
5. Javier Vazquez	2,102.2

- Pitched one of his best games of year June 21 vs. Texas in SF's 3-2 victory at AT&T Park...took no-hitter into 7th inning before allowing 2-run HR to Andruw Jones on 1st pitch (his 2nd batter faced in inning)...marked 4th time in his career to have no-hitter through 6.0 innings, and 2 of his previous 3 were also against Rangers, on Aug. 25, 2006 (through 7.0 innings) and July 15, 2005 (through 6.0)...only other time was in 2002 against Mariners (*Elias*).
- Had 3-0 record with 2.19 ERA over 4 starts from July 23-Aug. 8, which was his best 4-start span (i.e., 3-0 or better with an ERA that low) going 3-0 with 1.32 ERA over 4 starts for Oakland in May/June 2006 (*Elias*).
- Had 3-start stretch from Aug. 19-29 in which he did not allow an earned run for 20.0-consecutive innings, his longest such streak since 23.0-inning stint from Aug. 29-Sept.

15, 2000...went 1-0 with 0.44 ERA (1er, 20.1ip) and .188 avg. against (13-for-69) in those 3 starts...streak of not allowing an earned run was snapped Aug. 29 vs. Colorado after allowing 1-out solo home run to Brad Hawpe in 9th inning...was on his way to pitching his 5th career

## 2008

**Giants' Opening Day starter (2nd straight year) went 10-17 with 5.15 ERA (103er, 180.0ip) in 32 games (all starts) for San Francisco.**

- Recorded double-digit win totals for 8th-straight season, while also reaching 30-start plateau for 8th-straight year.
- Lost career-high 17 decisions, most losses by Giants pitcher since Dave LaPoint went 7-17 in 1985...was 1 loss shy of matching SF's record for losses in season, set by Ray Sadecki in 1968 with 18.
- Set franchise mark for most losses prior to All-Star Break with 12 defeats (1st All-Star Game was in 1933)...before '08 season, 5 different Giants had dropped 11 decisions before break: Mike McCormick (6-11, 1968), Ron Bryant (2-11, 1974), Ed Halicki (8-11, 1976), Bill Laskey (2-11, 1985) and Livan Hernandez (6-11, 2001).
- Scuffled throughout most of 1st half, logging 4-12 record with 5.62 ERA in 19 starts.
- Was removed from rotation for 1 turn following April 27 start, marking 1st time in his career that he missed start.
- Opened year 0-6 with 7.53 ERA in 1st 7 outings...became 1 of only 3 pitchers since 1956 to have an 0-6 record through month of April, joining Dave Stewart (1984) and Mike Maroth (2003)...was also 1st Giant since Rod Beck went 0-9 in 1996 to drop his 1st 6 decisions and 1st Giants starter to lose his first 6 decisions of season since Terry Mulholland in 1986.
- Posted 1st win of year May 23 at Florida, working 6.1 innings and yielding just 1 run (3h, 4bb, 5so)...Giants scored 7 runs while he was in game, after plating just 11 runs total while he was on hill in his initial 9 outings.
- Was 1st Giants pitcher to lose his 1st 8 decisions on season since Jesse Burkett in 1890 (courtesy of *Elias*).
- Posted first outing as Giant Aug. 2 at San Diego, logging win and 8.0-scoreless innings in SF's 2-0 shutout victory vs. Jake Peavy.

## 2007

**Suffered 1st losing season of career, going 11-13 with 4.53 ERA (99er, 196.2ip) over 34 games (33 starts).**

- Led Giants in starts, while placing 2nd in wins, innings, and avg. against (.244)...was also 3rd on staff with 131 strikeouts.
- Had 11th-worst run support in NL (4.44 RSA), but had 3rd-worst support (3.87) prior to his last 2 starts when Giants combined for 18 runs...SF plated more than 2 runs during his tenure only 14 times, while being held to 1 or fewer runs in 11 of his 33 starts.
- In 15 games that SF provided at least 3 runs of support, went 10-2 with 3.30 ERA (33er, 90.0ip).
- Was 3rd SF hurler to make his Giants debut in Opening Day assignment, joining Mike Krukow (1983 vs. SD) and Bill Swift (1992 at LA)...suffered Opening Day defeat in his SF debut April 3, falling 7-0 to Padres...surrendered 3 runs (2 earned) on 4 hits over 5.0 innings.
- Was just 10th left-handed pitcher to kick off Giants campaign since they moved to San Francisco in 1958, with Kirk Rueter being last in 2004.
- Posted 1st win in SF uniform April 6 at Colorado, tossing 6.0-scoreless frames in 8-0 victory...was only 2nd SF shutout in Coors Field history.
- Made 1st career relief appearance (regular or post season) Aug. 5 in San Diego, working perfect 7th inning.
- Led pitching staff in batting avg., while tying for lead for hits by pitchers with Matt Morris...collected 1st NL hit May 7, single off NY's Oliver Perez.

## 2006

**Went 16-10 with 3.83 ERA in 34 starts during All-Star campaign for Oakland.**

- Tied for 8th in AL for victories, while ranking 10th in league for ERA and 3rd for innings pitched (221.0)...paced junior circuit in starts, while finishing 3rd by inducing 31 double-play grounders.
- Walked career-high 99 batters, 2nd-most in AL...also matched his Oakland single-season record for 3rd time with 13 hit batsmen, 3rd-highest total in AL.
- Was 10-game winner for 6th consecutive season, joining Catfish Hunter (7), Tim Hudson (6), Dave Stewart (6) and Vida Blue (6) as only Oakland pitchers with 6 or more 10-win seasons.
- Suffered from 8th-lowest run support in AL (4.97)...in fact, A's scored just 4 runs while he was pitching in his 10 losses (57.1ip, 0.63 runs per nine innings).
- However, still posted incredible 15-1 record (.938) in 23 starts in which he received at least 2 runs of support.
- Made 2nd consecutive Opening Day start April 3 against Yankees, becoming just 9th pitcher in Oakland history to take ball in at least 2 lid-lifters.
- Struck out Minnesota's Lew Ford in 6th inning of June 1 start for 1,000th career punchout.
- Matched career high with 11 strikeouts during 7-3 victory June 16 against Dodgers.
- Picked up 100th career win in Oakland's 9-3 victory at

### Lowest Avg. Against, Active Pitchers (Min. 1,500 Innings Pitched)

Rank	Pitcher	AVG. Against
1.	Johan Santana	.226
2.	Carlos Zambrano	.231
3.	<b>Barry Zito</b>	<b>.239</b>
4.	A.J. Burnett	.242
5.	Ted Lilly	.243

Texas on August 25...took no-hitter into 8th inning for 3rd time in career...committed his only error of season in that game, snapping 76-game errorless streak dating back to July 21, 2004...marked 2nd-longest errorless string by starting pitcher in Oakland history (115 games, Rick Langford).

#### POSTSEASON HIGHLIGHTS

**Turned in dominating performance in Game 1 of ALDS at Minnesota, outdueling Cy Young Award winner Johan Santana in 3-1 A's victory...allowed just 1 run in 8.0 innings, propelling Oakland to 3-game sweep...however, was on losing end of ALCS Game 1 to Detroit.**

#### 2005

**Went 14-13 with 3.86 ERA in 35 starts.**

- > Reached double-digits in victories for 5th-consecutive season.
- > Tied for AL lead in starts, while ranking 2nd in opponents batting avg. (.221), 3rd in innings pitched (228.1) and 5th in strikeouts (171).
- > Struggled in season's opening and closing months, going 0-4 with 6.60 ERA (22er, 30.0ip) in 5 April starts and 2-3 with 6.50 mark (26er, 36.0ip) during 6 Sept. assignments...however, went 12-6 with 2.77 ERA (50er, 162.1ip)

#### 2004

**Was even 11-11 with 4.48 ERA in 34 starts for A's.**

- > Managed to post 7-4 record with 4.32 ERA (49er, 102.0ip) in 16 starts after All-Star Break...in fact, went 3-3 with

3.76 ERA (22er, 64.2ip) and .213 avg. against (51-for-239) over his final 10 efforts.

#### 2003

**Named to 2nd-consecutive All-Star team during campaign in which he ranked 7th in AL with 3.30 ERA.**

- > Was just 14-12 due to 8th-lowest run support in loop (4.62).
- > Tied for 4th in AL with career-high 4 complete games, but was just 1-3 in those contests...also ranked 4th in AL with career-high 231.2 innings pitched, while tying for 2nd

with 35 starts.

- > Picked up 50th career win April 18 at Texas, tossing complete-game, 6-hit shutout in 88th ML start...became 2nd-fastest Athletic to reach 50-win plateau, behind only Rube Waddell (79 starts).

#### POSTSEASON HIGHLIGHTS

**Made pair of starts against Boston in ALDS, going 1-1 with 3.46 ERA...worked 7.0 brilliant innings in Oakland's 5-1, Game 2 victory, yielding just 1 run on 5 hits with 9 strikeouts...however, took loss in Boston's 4-3, Game 5 triumph.**

#### 2002

**Sculpted AL Cy Young Award-winning season, going 23-5 with 2.75 ERA in 35 starts.**

- > Became 5th Athletic to win honor, and 1st since Dennis Eckersley in 1992.
- > Won award at age of 24, becoming youngest Cy Young recipient since Boston's Roger Clemens in 1986 (also 24 years old).
- > Was also named AL Pitcher of Year by *The Sporting News* and Major League Baseball Alumni Association.
- > Honored as NLBM Satchel Paige Legacy Award AL Pitcher of Year.
- > Established Oakland record with amazing .821 winning percentage, surpassing mark of .818 set by Bob Welch in 1990 (27-6).
- > Led AL in victories with 4th-best single-season total in Oakland history.
- > Marked 17th 20-win campaign in Oakland history, while

he became 9th Oakland hurler to reach milestone...victory total was most by AL left-hander since Frank Viola won 24 games for Minnesota in 1988, and was 2nd-highest output by southpaw in Oakland annals (Vida Blue logged 24 wins in 1971).

- > Ranked 3rd in AL for ERA, 4th for opponents batting avg. (.218) and 5th for innings pitched (229.1)...also tied for 3rd with 182 strikeouts, 8th-best single-season mark in Oakland history.
- > Stopper went 13-1 with 3.09 ERA in 17 opening assignments following A's losses.
- > Was simply dominant following All-Star Break, going 12-2 with 1.92 ERA (23er, 108.9ip) and .203 avg. against in 16 2nd-half starts.

### Most ML Wins, Post All-Star Break (Since 2000)

RK	Player	Wins
1.	CC Sabathia	78
2t.	Barry Zito	77
	Tim Hudson	77
	Andy Pettitte	77
	Roy Oswalt	77

**POSTSEASON HIGHLIGHTS**

**Won his lone post season start, defeating Twins by 6-3 count in Game 3 at Metrodome...allowed 3 runs over 6.0 innings, while striking out 8.**

**2001**

**Started slowly in 1st full big league season, but dominated AL hitters over final 2 months of campaign.**

- > Was 6-7 with 5.01 ERA (70er, 125.2ip) in 22 starts through July 24...went 11-1 with miniscule 1.32 ERA (13er, 88.2ip) and .172 avg. against (54-for-310) over final 13 efforts, including 9-game winning streak to finish regular season.
- > Was named AL Pitcher of Month for both Aug. and Sept. ...ended up with 17-8 record and 3.49 ERA in 35 starts overall.
- > Became 4th Oakland pitcher, and just 2nd left-hander, to compile 200 strikeouts in season with career-best 205 whiffs...in fact, became just 5th southpaw in Athletics franchise history to reach 200-strikeout plateau (Rube Waddell, Eddie Plank, Lefty Grove and Vida Blue)...strikeout total ranked 4th in AL.
- > Also ranked among junior circuit leaders for starts (T1st), opponents batting avg. (T3rd - .230), shutouts (T4th - 2), wins (T6th), ERA (8th), complete games (T9th - 3) and winning pct. (10th - .680).

**POSTSEASON HIGHLIGHTS**

**Turned in dominating performance in Game 3 of ALDS, but was losing pitcher in 1-0 decision to Yankees...tossed 8.0 innings of 2-hit, 1-run ball vs. eventual AL champs.**

**2000**

**Made stellar 14-start ML debut, going 7-4 with 2.72 ERA for Oakland.**

- > ERA was lowest among ML rookies at least 30.0 innings pitched.
- > Tied for 3rd among AL rookies in strikeouts (78), tied for 4th in wins and ranked 6th in innings (92.2).
- > Was selected from triple-A Sacramento July 22 and made his ML debut that day vs. Anaheim...became 28th pitcher in Oakland history to start in ML debut, and became 8th to win after allowing just 1 run in 5.0 innings of 10-3 A's victory.
- > Went 5-1 with 1.73 ERA (8er, 41.2ip) in 6 Sept. starts as A's captured AL West title.
- > Tossed 1st career complete game and shutout Sept. 10 against Tampa Bay, 5-hitter in A's 11-0 victory.
- > Was 8-5 with 3.19 ERA in 18 minor league starts, and was named to *Baseball America's* Triple-A All-Star team.

**POSTSEASON HIGHLIGHTS**

**Made post season debut in historic Yankee Stadium, and pitched A's to 11-1 rout in Game 4 of ALDS...worked 5.2 innings, yielding 1 run on 7 hits.**

**1999**

**Pitched for 3 different teams in A's farm system during 1st professional season...was selected in 1st round of June's First-Year Player Draft.**

- > Debuted with Class A Advanced Visalia in July, was promoted to double-A Midland in Aug. and was sent to triple-A Vancouver in early Sept.
- > Combined to post 6-1 record with 3.16 ERA in 13 starts...struck out 97 batters in just 68.1 innings, while holding opponents to .198 avg. against.
- > Went 1-1 with 2.40 ERA in 3 post season games (2 starts) as Canadians won Pacific Coast League championship and Triple-A World Series.

## A GIANT IN THE COMMUNITY

- Has long been extremely active in community endeavors...in fact, his philanthropic efforts are foundation of man he is.
- Was tabbed Baseball's #1 "Good Guy" in 2006 by *The Sporting News*.
- Has also been recipient of Dave Stewart Community Service Award.
- Has been finalist for both MLB's Roberto Clemente Award and Marvin Miller Man of Year Award, both of which recognize excellence in community service.
- Was Giants 2009 Roberto Clemente Award Nominee and was Giants' nominee for Branch Rickey Award, which recognizes professionals in Major League Baseball for exceptional community service.
- Founded "Strikeouts for Troops" organization in 2005 ([www.strikeoutsfortroops.org](http://www.strikeoutsfortroops.org)), to help provide support and comforts of home to wounded United States soldiers and their families...is currently joined by 65 fellow Major League players in ever-growing program, which has raised over 2 million dollars (with 100% of funds raised being distributed directly to troops in need).
- Each year hosts wounded veterans to trip to Spring Training as part of his Strikeouts for Troops Foundation... throughout season hosts injured veterans and their families to AT&T Park for pre-game meet and greets as part of his "Strikeout For Troops" as well as visit with wounded troops in military hospitals throughout country.
- Received an award from Disabled American Veterans on Salute to Military Night to recognize his work helping injured veterans.
- Helped fund and attended ceremonies for Barry Zito Junior Giants Field Renovation in Stockton, CA.
- Participates with UNICEF's PowertoWrite campaign to help fight global illiteracy...helps fund fight against hunger in US, and has spent time at St. Anthony's in San Francisco.
- Adopted two programs at Tony LaRussa's Animal Rescue Foundation to assist low income children while helping animals in need.
- Has also participated in numerous charitable programs and events, including work with American Liver Foundation (following his mother's need for liver transplant) and research for biliary atresia (rare liver disease which affects newborns).
- Is also affiliated with Juvenile Diabetes Research Foundation, Muscular Dystrophy Association, Special Olympics and Make-a-Wish Foundation.
- Has lent voice to research efforts dedicated to finding cure for breast and prostate cancer.
- Serves lunch to homeless at St. Anthony's dining hall in San Francisco.

## PERSONAL

- Single.
- Graduated from University (San Diego, CA) High School in 1996...was All-League in baseball as senior.
- Attended UC Santa Barbara as freshman, earning Freshman All-America honors from *Collegiate Baseball* by virtue of striking out 123 batters in 85.1 innings.
- Transferred to Pierce (CA) Junior College as sophomore, garnering All-Conference and All-State accolades, going 9-2 with 2.62 ERA and 135 Ks in 103.0 innings.
- Attended USC as junior and was 1st Team All-America selection by *USA Today Baseball Weekly*, *Collegiate Baseball* and *Baseball America*.
- Pac-10 Pitcher of Year posted 12-3 record with 3.28 ERA and 154 strikeouts in 113.2 innings for Trojans.
- As prepster, played in 1994 Colt World Series, 1995 Palomino World Series and 1996 Connie Mack World Series.

## BARRY WILLIAM ZITO

Year	Club	W-L	ERA	G	GS	CG	SH	SV	IP	H	R	ER	HR	HB	BB	SO	WP	BK
1999	Visalia-A	3-0	2.45	8	8	0	0	0	40.1	21	13	11	3	0	22	62	3	0
	Midland-AA	2-1	4.91	4	4	0	0	0	22.0	22	15	12	1	1	11	29	2	0
	Vancouver-AAA	1-0	1.50	1	1	0	0	0	6.0	5	1	1	0	0	2	6	2	0
2000	Sacramento-AAA	8-5	3.19	18	18	0	0	0	101.2	88	44	36	4	2	45	91	5	0
	Oakland	7-4	2.72	14	14	1	1	0	92.2	64	30	28	6	2	45	78	2	0
2001	Oakland	17-8	3.49	35	*35	3	2	0	214.1	184	92	83	18	13	80	205	6	1
2002	Oakland	*23-5	2.75	35	*35	1	0	0	229.1	182	79	70	24	9	78	182	2	1
2003	Oakland	14-12	3.30	35	35	4	1	0	231.2	186	98	85	19	6	88	146	4	0
2004	Oakland	11-11	4.48	34	34	0	0	0	213.0	216	116	106	28	9	81	163	4	1
2005	Oakland	14-13	3.86	35	*35	0	0	0	228.1	185	106	98	26	13	89	171	4	0
2006	Oakland	16-10	3.83	34	*34	0	0	0	221.0	211	99	94	27	13	99	151	4	2
2007	San Francisco	11-13	4.53	34	33	0	0	0	196.2	182	105	99	24	4	83	131	5	0
2008	San Francisco	10-17*	5.15	32	32	0	0	0	180.0	186	115	103	16	4	102	120	3	0
2009	San Francisco	10-13	4.03	33	33	1	0	0	192.0	179	89	86	21	8	81	154	2	2
2010	San Francisco	9-14	4.15	34	33	1	0	0	199.1	184	97	92	20	7	84	150	7	0
<b>Minor Totals</b>		<b>14-6</b>	<b>3.18</b>	<b>31</b>	<b>31</b>	<b>0</b>	<b>0</b>	<b>0</b>	<b>170.0</b>	<b>136</b>	<b>73</b>	<b>60</b>	<b>8</b>	<b>3</b>	<b>80</b>	<b>188</b>	<b>12</b>	<b>0</b>
<b>A.L. Totals</b>		<b>102-63</b>	<b>3.55</b>	<b>222</b>	<b>222</b>	<b>9</b>	<b>4</b>	<b>0</b>	<b>1430.1</b>	<b>1228</b>	<b>620</b>	<b>564</b>	<b>148</b>	<b>65</b>	<b>560</b>	<b>1096</b>	<b>26</b>	<b>5</b>
<b>N.L. Totals</b>		<b>40-57</b>	<b>4.45</b>	<b>133</b>	<b>131</b>	<b>2</b>	<b>0</b>	<b>0</b>	<b>768.0</b>	<b>731</b>	<b>406</b>	<b>380</b>	<b>81</b>	<b>23</b>	<b>350</b>	<b>555</b>	<b>17</b>	<b>2</b>
<b>S.F. Totals</b>		<b>40-57</b>	<b>4.45</b>	<b>133</b>	<b>131</b>	<b>2</b>	<b>0</b>	<b>0</b>	<b>768.0</b>	<b>731</b>	<b>406</b>	<b>380</b>	<b>81</b>	<b>23</b>	<b>350</b>	<b>555</b>	<b>17</b>	<b>2</b>
<b>M.L. Totals</b>		<b>142-120</b>	<b>3.86</b>	<b>355</b>	<b>353</b>	<b>11</b>	<b>4</b>	<b>0</b>	<b>2198.1</b>	<b>1959</b>	<b>1026</b>	<b>944</b>	<b>229</b>	<b>88</b>	<b>910</b>	<b>1651</b>	<b>43</b>	<b>7</b>

\*Led League

## ZITO'S M.L. BATTING

M.L. Batting		AVG	G	AB	R	H	2B	3B	HR	RBI	SH	SF	HP	BB-I	SO	SB-CS	E	SLG	OBP
---	2010	.118	34	51	1	6	0	0	0	2	14	0	0	1-0	17	0-0	1	.118	.135
---	Career	.107	342	244	6	26	0	0	0	7	37	0	0	11-0	74	0-0	13	.107	.145

LAST HOME RUN: None

## DIVISION SERIES RECORD

Year	Club, Opp	W-L	ERA	G	GS	CG	SH	SV	IP	H	R	ER	HR	HB	BB	SO	WP	BK
2000	OAK vs. NYY	1-0	1.59	1	1	0	0	0	5.2	7	1	1	0	0	2	5	0	0
2001	OAK vs. NYY	0-1	1.13	1	1	0	0	0	8.0	2	1	1	1	2	1	6	0	0
2002	OAK vs. MIN	1-0	4.50	1	1	0	0	0	6.0	5	3	3	0	0	4	8	1	0
2003	OAK vs. BOS	1-1	3.46	2	2	0	0	0	13.0	9	5	5	2	1	4	13	0	0
2006	OAK vs. MIN	1-0	1.13	1	1	0	0	0	8.0	4	1	1	1	0	3	1	0	0
LDS Totals		4-2	2.43	6	6	0	0	0	40.2	27	11	11	4	3	14	33	1	0

## CHAMPIONSHIP SERIES RECORD

Year	Club, Opp	W-L	ERA	G	GS	CG	SH	SV	IP	H	R	ER	HR	HB	BB	SO	WP	BK
2006	OAK vs. DET	0-1	12.27	1	1	0	0	0	3.2	7	5	5	2	0	3	0	0	0

## ALL-STAR GAME RECORD

Year	Club, Site	W-L	ERA	G	GS	CG	SH	SV	IP	H	R	ER	HR	HB	BB	SO	WP	BK
2002	AL, Milwaukee	0-0	0.00	1	0	0	0	0	0.1	0	0	0	0	0	0	0	0	0
2003	AL, Chicago-AL								- Did Not Play -									
2006	AL, Pittsburgh	0-0	0.00	1	0	0	0	0	1.0	0	0	0	0	0	0	0	0	0
ASG Totals		0-0	0.00	2	0	0	0	0	1.1	0	0	0	0	0	0	0	0	0

## CAREER TRANSACTIONS

- Selected by Seattle in 59th round of 1996 First-Year Player Draft; did not sign.
- Selected by Texas in 3rd round of 1998 First-Year Player Draft; did not sign.
- Selected by Oakland in 1st round (9th pick overall) in 1999 First-Year Player Draft. Signed by Rick Magnante.
- Elected free agency, Oct. 31, 2006; signed by San Francisco, Dec. 29, 2006.

## CAREER FIELDING

Position	PCT.	G	PO	A	E	TC	DP
Pitcher	.963	355	78	265	13	356	15

## CAREER HIGHS

- **Low-Hit CG:** 3 (2x), last: July 18, 2003 at MIN (w/OAK)
- **Innings Pitched:** **Starter:** 9.0 (6x), last: Aug. 30, 2005 at LAD (w/OAK)  
**Reliever:** 1.0 (2x), last: Aug. 25, 2010 vs. CIN (w/SF)
- **Strikeouts:** 11 (3x), last: June 16, 2006 vs. LAD (w/OAK)
- **Winning Streak:** 9 games (2x), last: May 5-June 22, 2002 (w/OAK)
- **Losing Streak:** 9 games, July 21-Sept. 14, 2010 (w/SF)
- **Scoreless Streak:** 23.2 innings, Aug. 29-Sept. 15, 2000 (w/OAK)

## CAREER 10+ STRIKEOUT GAMES: 15

- 11, Aug. 20, 2001 vs. Cleveland
- 11, June 1, 2002 at Tampa Bay
- 11, June 16, 2006 vs. Los Angeles-NL
- 10, Sept. 25, 2000 vs. Los Angeles-AL
- 10, April 19, 2001 at Texas
- 10, July 8, 2001 at Arizona
- 10, Aug. 4, 2001 at Detroit
- 10, Sept. 10, 2001 vs. Texas
- 10, May 11, 2002 vs. Toronto
- 10, May 27, 2003 at Minnesota
- 10, Sept. 12, 2004 vs. Cleveland
- 10, July 5, 2008 vs. Los Angeles-NL
- 10, April 24, 2010 vs. St. Louis
- 10, July 16, 2010 vs. New York-NL
- 10, Aug. 6, 2010 at Atlanta

# Giants' 40-Man Roster

(as of February 10, 2011)

**Manager:** Bruce Bochy (15)

**Coaches:** Tim Flannery (1); Mark Gardner (26); Roberto Kelly (39); Hensley Meulens (31); Dave Righetti (19); Ron Wotus (23)

**Staff:** Bill Hayes (58)

**Equipment Manager:** Mike Murphy

**Trainers:** Dave Groeschner, Mark Gruesbeck, Ben Potenzaio

**Coordinator, Team Travel:** Michael King

NO	PITCHERS (17)	B-T	HT	WT	BORN	BIRTHPLACE	RESIDENCE
41	Affeldt, Jeremy	L-L	6-4	220	6-6-79	Phoenix, AZ	Spokane, WA
40	Bumgarner, Madison	R-L	6-5	235	8-1-89	Hickory, NC	Lenoir, NC
18	Cain, Matt	R-R	6-3	230	10-1-84	Dothan, AL	Mesa, AZ
85	Casilla, Jose	R-R	6-1	208	5-21-89	Bani, DR	Bani, DR
46	Casilla, Santiago	R-R	6-0	222	7-25-80	San Cristóbal, DR	Juan Baron, DR
65	Edlefsen, Steve	B-R	6-2	197	6-27-85	Minneapolis, MN	Bloomington, MN
43	Hinshaw, Alex	L-L	6-2	175	10-31-82	Pomona, CA	Newberg, OR
55	Lincecum, Tim	L-R	5-11	157	6-15-84	Bellevue, WA	Seattle, WA
49	Lopez, Javier	L-L	6-4	218	7-11-77	San Juan, PR	Golden, CO
52	Ramirez, Ramon	R-R	5-11	199	8-31-81	Puerto Plata, DR	Puerto Plata, DR
54	Romo, Sergio	R-R	5-10	183	3-4-83	Brawley, CA	Mesa, AZ
45	Runzler, Dan	L-L	6-4	232	3-30-85	Santa Monica, CA	Simi Valley, CA
57	Sanchez, Jonathan	L-L	6-0	198	11-19-82	Mayaguez, PR	Sabana Grande, PR
67	Sosa, Henry	R-R	6-1	205	7-28-85	El Seibo, DR	El Seibo, DR
71	Tanner, Clayton	L-L	6-2	203	12-5-87	Mona Vale, AU	Concord, CA
38	Wilson, Brian	R-R	6-2	203	3-16-82	Winchester, MA	Los Angeles, CA
75	Zito, Barry	L-L	6-2	206	5-13-78	Las Vegas, NV	Los Angeles, CA

NO	CATCHERS (2)	B-T	HT	WT	BORN	BIRTHPLACE	RESIDENCE
28	Posey, Buster	R-R	6-1	218	3-27-87	Leesburg, GA	Tallahassee, FL
22	Whiteside, Eli	R-R	6-2	218	10-22-79	New Albany, MS	New Albany, MS

NO	INFELDERS (11)	B-T	HT	WT	BORN	BIRTHPLACE	RESIDENCE
78	Adrianza, Ehire	B-R	6-0	167	8-21-89	Miranda, VZ	Miranda, VZ
2	Burriss, Emmanuel	B-R	6-0	175	1-17-85	Washington, DC	Scottsdale, AZ
7	DeRosa, Mark	R-R	6-0	218	2-26-75	Passaic, NJ	Suwanee, GA
14	Fontenot, Mike	L-R	5-8	166	6-9-80	Slidell, LA	Lafayette, LA
50	Gillaspie, Conor	L-R	6-1	196	7-18-87	Omaha, NE	Omaha, NE
17	Huff, Aubrey	L-R	6-4	225	12-20-76	Marion, OH	Tampa, FL
35	Ishikawa, Travis	L-L	6-3	219	9-24-83	Seattle, WA	Danville, CA
29	Rohlinger, Ryan	R-R	6-0	193	10-7-83	West Bend, WI	West Bend, WI
21	Sanchez, Freddy	R-R	6-0	193	12-21-77	Hollywood, CA	Chandler, AZ
48	Sandoval, Pablo	B-R	5-11	242	8-11-86	Puerto Cabello, VZ	Carabobo, VZ
10	Tejada, Miguel	R-R	5-9	218	5-25-74	Bani, DR	Santo Domingo, DR

NO	OUTFIELDERS (8)	B-T	HT	WT	BORN	BIRTHPLACE	RESIDENCE
5	Burrell, Pat	R-R	6-4	227	10-10-76	Eureka Springs, AR	Scottsdale, AZ
34	Ford, Darren	R-R	5-9	188	10-1-85	Vineland, NJ	Vineland, NJ
63	Neal, Thomas	R-R	6-2	222	8-17-87	Inglewood, CA	San Diego, CA
62	Peguero, Francisco	R-R	5-11	194	6-1-88	Nigua, DR	Nigua, DR
13	Ross, Cody	R-L	5-10	194	12-23-80	Portales, NM	Phoenix, AZ
33	Rowand, Aaron	R-R	6-0	205	8-29-77	Portland, OR	Las Vegas, NV
12	Schierholtz, Nate	L-R	6-1	207	2-15-84	Reno, NV	San Francisco, CA
56	Torres, Andres	B-R	5-9	198	1-26-78	Aguada, PR	Aguada, PR

## Giants' Non-Roster Invitees

NO	PITCHERS (12)	B-T	HT	WT	BORN	BIRTHPLACE	RESIDENCE
64	Daigle, Casey	R-R	6-6	246	4-4-81	Lake Charles, LA	Tucson, AZ
60	Joaquin, Waldis	R-R	6-0	238	12-25-86	La Vega, DR	Villa Tapia, DR
47	Kroon, Marc	B-R	6-2	168	4-2-73	Bronx, NY	Phoenix, AZ
66	Loux, Shane	R-R	6-2	222	8-31-79	Rapid City, SD	Chandler, AZ
59	Mota, Guillermo	R-R	6-6	238	7-25-73	San Pedro, DR	San Pedro, DR
68	Rodriguez, Wilmin	L-L	6-2	222	5-13-85	La Romana, DR	La Romana, DR
70	Romero, Felix	R-R	6-1	213	6-18-80	San Pedro, DR	San Pedro, DR
72	Stoffel, Jason	R-R	6-2	225	9-15-88	Agoura, CA	Agoura, CA
37	Suppan, Jeff	R-R	6-2	224	1-2-75	Oklahoma City, OK	Milwaukee, WI
76	Verdugo, Ryan	L-L	6-0	193	4-10-87	Pasadena, CA	Baton Rouge, LA
32	Vogelsohn, Ryan	R-R	6-4	214	7-22-77	Charlotte, NC	Downingtown, PA
77	Yourkin, Matt	R-R	6-3	239	7-4-81	Napa, CA	Simi Valley, CA

## Giants' Non-Roster Invitees Continued

NO	CATCHERS (4)	B-T	HT	WT	BORN	BIRTHPLACE	RESIDENCE
81	Joseph, Tommy	R-R	6-1	220	7-16-91	Phoenix, AZ	Phoenix, AZ
61	Sanchez, Hector	B-R	5-11	225	11-17-89	Maracay Aragua, VZ	Maracay Aragua, VZ
83	Stewart, Chris	R-R	6-4	208	2-19-82	Fontana, CA	Riverside, CA
51	Williams, Jackson	R-R	5-11	203	5-14-86	Tulsa, OK	Broken Arrow, OK
NO	INFIELTERS (5)	B-T	HT	WT	BORN	BIRTHPLACE	RESIDENCE
9	Belt, Brandon	L-L	6-1	219	4-20-88	Nacogdoches, TX	Nacogdoches, TX
53	Crawford, Brandon	L-R	6-2	215	1-21-87	Mountain View, CA	Pleasanton, CA
84	Culberson, Charlie	R-R	6-1	201	4-10-89	Rome, GA	Plainville, GA
6	Eldred, Brad	R-R	6-6	268	7-12-80	Ft. Lauderdale, FL	Sebring, FL
80	Noonan, Nick	L-R	6-0	177	5-4-89	Poway, CA	San Diego, CA
NO	OUTFIELDERS (3)	B-T	HT	WT	BORN	BIRTHPLACE	RESIDENCE
86	Brown, Gary	R-R	6-1	187	9-28-88	Diamond Bar, CA	Walnut, CA
8	Evans, Terry	R-R	6-4	211	1-19-82	Dublin, GA	Woodstock, GA
79	Perez, Juan	R-R	5-11	186	11-13-86	Bronx, NY	Bronx, NY

## Numerical Roster

1	Flannery, Tim	CCH	34	Ford, Darren	OF	61	Sanchez, Hector	C-NR
2	Burriss, Emmanuel	IF	35	Ishikawa, Travis	IF	62	Peguero, Francisco	OF
5	Burrell, Pat	OF	37	Suppan, Jeff	RHP-NR	63	Neal, Thomas	OF
6	Eldred, Brad	IF-NR	38	Wilson, Brian	RHP	64	Daigle, Casey	RHP-NR
7	DeRosa, Mark	IF/OF	39	Kelly, Roberto	CCH	65	Edlefsen, Steve	RHP
8	Evans, Terry	OF-NR	40	Bumgarner, Madison	RHP	66	Loux, Shane	RHP-NR
9	Belt, Brandon	IF-NR	41	Affeldt, Jeremy	LHP	67	Sosa, Henry	RHP
10	Tejada, Miguel	IF	43	Hinshaw, Alex	LHP	68	Rodriguez, Wilmin	LHP-NR
12	Schierholtz, Nate	OF	45	Runzler, Dan	LHP	70	Romero, Felix	RHP-NR
13	Ross, Cody	OF	46	Casilla, Santiago	RHP	71	Tanner, Clayton	LHP
14	Fontenot, Mike	IF	47	Kroon, Marc	RHP-NR	72	Stoffel, Jason	RHP-NR
15	Bochy, Bruce	MGR	48	Sandoval, Pablo	IF	75	Zito, Barry	LHP
17	Huff, Aubrey	IF/OF	49	Lopez, Javier	LHP	76	Verdugo, Ryan	LHP-NR
18	Cain, Matt	RHP	50	Gillaspie, Conor	IF	77	Yourkin, Matt	LHP-NR
19	Righetti, Dave	CCH	51	Williams, Jackson	C-NR	78	Adrianza, Ehire	IF
21	Sanchez, Freddy	IF	52	Ramirez, Ramon	RHP	79	Perez, Juan	OF-NR
22	Whiteside, Eli	C	53	Crawford, Brandon	IF-NR	80	Noonan, Nick	IF-NR
23	Wotus, Ron	CCH	54	Romo, Sergio	RHP	81	Joseph, Tommy	C-NR
26	Gardner, Mark	CCH	55	Lincecum, Tim	RHP	83	Stewart, Chris	C-NR
28	Posey, Buster	C	56	Torres, Andres	OF	84	Culberson, Charlie	IF-NR
29	Rohlinger, Ryan	IF	57	Sanchez, Jonathan	LHP	85	Casilla, Jose	RHP
31	Meulens, Hensley	CCH	58	Hayes, Bill	CCH	86	Brown, Gary	OF-NR
32	Vogelsohn, Ryan	RHP-NR	59	Mota, Guillermo	RHP-NR			
33	Rowand, Aaron	OF	60	Joaquin, Waldis	RHP-NR			

## How the Giants Were Built

### FIRST-YEAR PLAYER DRAFT (17)

Player	Year	Round
Madison Bumgarner	2007	1 (10th)
Emmanuel Burriss	2006	Sandwich (33rd)
Matt Cain	2002	1 (25th)
Steve Edlefsen	2007	16
Conor Gillaspie	2008	Sandwich (37th)
Alex Hinshaw	2005	15
Travis Ishikawa	2002	21
Tim Lincecum	2006	1 (10th)
Thomas Neal	2005	37
Buster Posey	2008	1 (5th)
Ryan Rohlinger	2006	6
Sergio Romo	2005	28
Dan Runzler	2007	9
Jonathan Sanchez	2004	27
Nate Schierholtz	2003	2
Clayton Tanner	2006	3
Brian Wilson	2003	24

### ACQUIRED OFF WAIVERS (1)

Player	From	Date
Cody Ross	Florida	Aug. 22, 2010

### NON-DRAFTED FREE AGENTS (5)

Player	Date
Ehire Adrianza	April 26, 2006
Jose Casilla	June 7, 2006
Francisco Peguero	Aug. 8, 2003
Pablo Sandoval	May 8, 2003
Henry Sosa	April 23, 2004

### ACQUIRED VIA TRADE (5)

Player	From	Date	With	For
Mike Fontenot	Chicago-NL	Aug. 11, 2010		OF Evan Crawford
Darren Ford	Milwaukee	July 20, 2008	LHP Steve Hammond	IF Ray Durham
Javier Lopez	Pittsburgh	July 31, 2010		P Joe Martinez, OF John Bowker
Ramon Ramirez	Boston	July 31, 2010		RHP Dan Turpen
Freddy Sanchez	Pittsburgh	July 29, 2009	C Joel Collins	RHP Tim Alderson

### SIGNED AS FREE AGENTS (10)

Player	Date
Jeremy Affeldt	Nov. 17, 2008
Pat Burrell	Dec. 5, 2010
Santiago Casilla	Dec. 24, 2009
Mark DeRosa	Dec. 29, 2009
Aubrey Huff	Nov. 23, 2010
Aaron Rowand	Dec. 12, 2007
Miguel Tejada	Dec. 2, 2010
Andres Torres	Dec. 4, 2008
Eli Whiteside	Nov. 21, 2008
Barry Zito	Dec. 29, 2006

## Giants Pronunciation Guide

<b>Ehire Adrianza</b> .....	(Eh-EE-dray, Ay-DREE-On-Za)
<b>Jeremy Affeldt</b> .....	(AFF-elt)
<b>Bruce Bochy</b> .....	(BO-chee)
<b>Madison Bumgarner</b> .....	(BUM-gar-NER)
<b>Pat Burrell</b> .....	(Burl)
<b>Jose Casilla</b> .....	(Ka-SEE-uh)
<b>Santiago Casilla</b> .....	(Ka-SEE-uh)
<b>Steve Edlefsen</b> .....	(ED-leff-SEN)
<b>Mike Fontenot</b> .....	(FON-teh-NO)
<b>Conor Gillaspie</b> .....	(Gall-less-PEE)
<b>Travis Ishikawa</b> .....	(EE-she-kaw-wuh)
<b>Waldis Joaquin</b> .....	(Wah-Keen)
<b>Tim Lincecum</b> .....	(lin-suh-COME)
<b>Shane Loux</b> .....	(Lukes)
<b>Francisco Peguero</b> .....	(Peh-gwair-o)
<b>Wilmin Rodriguez</b> .....	(Will-min)
<b>Ryan Rohlinger</b> .....	(ROW-Ling-er)
<b>Aaron Rowand</b> .....	(ROW-and)
<b>Dan Runzler</b> .....	(RUNZ-ler)
<b>Nate Schierholtz</b> .....	(SHEER-holtz)
<b>Miguel Tejada</b> .....	(TEH-ha-DA)
<b>Barry Zito</b> .....	(ZEE-toe)

# *REVIEW 2010*



It was a long time coming – 53 years, to be exact, but the Giants won the World Series in 2010, their first since the team moved to San Francisco in 1958.

# 2010 Major League Standings

A.L. EAST	WON	LOST	PCT.	GB	LAST 10		HOME	ROAD	vs EAST	vs CENT	vs WEST	vs N.L.
					GAMES	STREAK						
TAMPA BAY	96	66	.593	-	5-5	WON 2	49-32	47-34	42-30	26-13	21-12	7-11
NEW YORK	95	67	.586	1.0	3-7	LOST 2	52-29	43-38	38-34	23-13	23-13	11-7
BOSTON	89	73	.549	7.0	5-5	WON 2	46-35	43-38	37-35	15-18	24-15	13-5
TORONTO	85	77	.525	11.0	8-2	WON 1	45-33	40-44	39-33	22-19	17-14	7-11
BALTIMORE	66	96	.407	30.0	5-5	LOST 1	37-44	29-52	24-48	17-20	18-17	7-11

A.L. CENTRAL	WON	LOST	PCT.	GB	LAST 10		HOME	ROAD	vs EAST	vs CENT	vs WEST	vs N.L.
					GAMES	STREAK						
MINNESOTA	94	68	.580	-	2-8	LOST 1	53-28	41-40	15-21	47-25	24-12	8-10
CHICAGO	88	74	.543	6.0	8-2	WON 2	45-36	43-38	17-18	32-40	24-13	15-3
DETROIT	81	81	.500	13.0	4-6	WON 1	52-29	29-52	17-22	38-34	15-18	11-7
CLEVELAND	69	93	.426	25.0	7-3	LOST 2	38-43	31-50	17-24	34-38	13-18	5-13
KANSAS CITY	67	95	.414	27.0	4-6	LOST 2	38-43	29-52	17-18	29-43	13-24	8-10

A.L. WEST	WON	LOST	PCT.	GB	LAST 10		HOME	ROAD	vs EAST	vs CENT	vs WEST	vs N.L.
					GAMES	STREAK						
TEXAS	90	72	.556	-	6-4	LOST 1	51-30	39-42	19-25	25-18	32-25	14-4
OAKLAND	81	81	.500	9.0	4-6	WON 4	47-34	34-47	20-25	23-19	30-27	8-10
LOS ANGELES	80	82	.494	10.0	5-5	WON 1	43-38	37-44	15-27	19-26	35-22	11-7
SEATTLE	61	101	.377	29.0	3-7	LOST 5	35-46	26-55	17-26	18-26	17-40	9-9

N.L. EAST	WON	LOST	PCT.	GB	LAST 10		HOME	ROAD	vs EAST	vs CENT	vs WEST	vs A.L.
					GAMES	STREAK						
PHILADELPHIA	97	65	.599	-	6-4	LOST 1	54-30	43-35	44-28	21-19	22-10	10-8
ATLANTA	91	71	.562	6.0	5-5	WON 1	56-25	35-46	38-34	25-16	19-15	9-6
FLORIDA	80	82	.494	17.0	4-6	WON 2	41-40	39-42	37-35	20-20	16-19	7-8
NEW YORK	79	83	.488	18.0	5-5	LOST 1	47-34	32-49	31-41	21-19	14-18	13-5
WASHINGTON	69	93	.426	28.0	5-5	WON 1	41-40	28-53	30-42	19-20	15-18	5-13

N.L. CENTRAL	WON	LOST	PCT.	GB	LAST 10		HOME	ROAD	vs EAST	vs CENT	vs WEST	vs A.L.
					GAMES	STREAK						
CINCINNATI	91	71	.562	-	5-5	WON 2	49-32	42-39	17-15	49-30	17-19	8-7
ST. LOUIS	86	76	.531	5.0	8-2	WON 5	52-29	34-47	18-15	39-39	20-16	9-6
MILWAUKEE	77	85	.475	14.0	6-4	LOST 2	40-41	37-44	16-18	37-40	15-21	9-6
HOUSTON	76	86	.469	15.0	3-7	WON 1	42-39	34-47	15-19	45-33	13-22	3-12
CHICAGO	75	87	.463	16.0	6-4	LOST 1	35-46	40-41	17-14	34-45	16-18	8-10
PITTSBURGH	57	105	.352	34.0	4-6	LOST 2	40-41	17-64	11-25	31-48	13-19	2-13

N.L. WEST	WON	LOST	PCT.	GB	LAST 10		HOME	ROAD	vs EAST	vs CENT	vs WEST	vs A.L.
					GAMES	STREAK						
SAN FRANCISCO	92	70	.568	-	7-3	WON 1	49-32	43-38	19-14	28-14	38-34	7-8
SAN DIEGO	90	72	.556	2.0	5-5	LOST 1	45-36	45-36	16-18	27-14	38-34	9-6
COLORADO	83	79	.512	9.0	1-9	LOST 8	52-29	31-50	16-18	21-20	37-35	9-6
LOS ANGELES	80	82	.494	12.0	7-3	WON 2	45-36	35-46	13-20	23-19	40-32	4-11
ARIZONA	65	97	.401	27.0	4-6	LOST 2	40-41	25-56	16-16	16-27	27-45	6-9

AMERICAN LEAGUE DIVISION WINNERS			
TEAMS	WINS	LOSSES	PCT.
TAMPA BAY	96	66	.593
MINNESOTA	94	68	.580
TEXAS	90	72	.556

NATIONAL LEAGUE DIVISION WINNERS			
TEAMS	WINS	LOSSES	PCT.
PHILADELPHIA	97	65	.599
CINCINNATI	91	71	.562
SAN FRANCISCO	92	70	.568

AMERICAN LEAGUE WILD CARD RACE				
TEAMS	WINS	LOSSES	PCT.	GB
NEW YORK	95	67	.586	-
BOSTON	89	73	.549	6.0
CHICAGO	88	74	.543	7.0
TORONTO	85	77	.525	10.0

NATIONAL LEAGUE WILD CARD RACE				
TEAMS	WINS	LOSSES	PCT.	GB
ATLANTA	91	71	.562	-
SAN DIEGO	90	72	.556	1.0
ST. LOUIS	86	76	.531	5.0
COLORADO	83	79	.512	8.0

# 2010 National League Team Statistics

## NATIONAL LEAGUE CLUB BATTING

CLUB	AVG	G	AB	R	OR	H	TB	2B	3B	HR	GS	RBI	SH	SF	HP	BB	IBB	SO	SB	CS	DP	LOB	SHO	SLG	OBP
CINCINNATI	.272	162	5579	790	685	1515	2432	293	30	188	5	761	66	50	68	522	34	1218	93	43	113	1174	13	436	.338
ST. LOUIS	.263	162	5542	736	641	1456	2227	285	18	150	6	689	66	40	50	541	78	1027	79	41	124	1164	13	402	.332
COLORADO	.263	162	5530	770	717	1452	2349	270	54	173	4	741	56	47	47	585	53	1274	99	41	103	1175	10	425	.336
MILWAUKEE	.262	162	5606	750	804	1471	2376	293	33	182	4	710	35	35	81	546	35	1216	81	26	115	1220	14	424	.335
PHILADELPHIA	.260	162	5581	772	640	1451	2307	290	34	166	5	736	44	43	63	560	69	1064	108	21	120	1194	11	413	.332
ATLANTA	.258	162	5463	738	629	1411	2190	312	25	139	7	699	69	35	51	634	50	1140	63	29	136	1222	13	401	.339
SAN FRANCISCO	.257	162	5488	697	583	1411	2241	284	30	162	6	660	76	41	50	487	53	1099	55	32	158	1092	16	408	.321
CHICAGO	.257	162	5512	685	767	1414	2213	298	27	149	3	658	60	38	50	479	32	1236	56	31	124	1129	15	401	.320
FLORIDA	.254	162	5531	719	717	1403	2227	294	37	152	3	686	51	43	55	514	42	1375	92	26	107	1154	9	403	.321
LOS ANGELES	.252	162	5426	667	692	1368	2056	270	29	120	4	621	85	50	46	533	57	1184	92	50	123	1142	17	379	.322
WASHINGTON	.250	162	5418	655	742	1355	2114	250	31	149	3	634	71	47	60	503	36	1220	110	41	125	1113	14	390	.318
ARIZONA	.250	162	5473	713	836	1366	2275	301	34	180	2	691	41	41	39	589	45	1529	86	41	113	1139	11	416	.325
NEW YORK	.249	162	5465	656	652	1361	2091	266	40	128	0	625	74	57	46	502	53	1095	130	44	101	1124	11	383	.314
HOUSTON	.247	162	5452	611	729	1348	1974	252	25	108	3	577	75	29	33	415	27	1025	100	36	130	1060	13	362	.303
SAN DIEGO	.246	162	5434	665	581	1338	2018	236	24	132	5	630	79	46	50	538	67	1183	124	50	106	1125	12	371	.317
PITTSBURGH	.242	162	5386	587	866	1303	2011	276	27	126	2	570	58	33	33	463	28	1207	87	36	119	1078	15	373	.304
TOTALS	.255	87886	11281	11211	22423	35101	4470	498	2404	62	1006	675	822	8411	759	1455	1917	588	18305	207	324	.399			

## NATIONAL LEAGUE CLUB PITCHING

CLUB	OPP																								
	W	L	ERA	G	CG	SHO	REL	SV	IP	H	R	ER	HR	HB	BB	IBB	SO	WP	BK	AVG					
<b>SAN FRANCISCO</b>	<b>92</b>	<b>70</b>	<b>3.36</b>	<b>162</b>	<b>6</b>	<b>17</b>	<b>476</b>	<b>57</b>	<b>1461.0</b>	<b>1279</b>	<b>583</b>	<b>546</b>	<b>134</b>	<b>51</b>	<b>578</b>	<b>58</b>	<b>1331</b>	<b>74</b>	<b>4</b>	<b>.236</b>					
SAN DIEGO	90	72	3.39	162	2	20	499	49	1456.1	1305	581	549	139	28	517	51	1295	29	5	.240					
ATLANTA	91	71	3.56	162	2	9	490	41	1439.1	1326	629	569	126	49	505	64	1241	42	3	.246					
ST. LOUIS	86	76	3.57	162	7	16	455	32	1453.2	1412	641	577	133	48	477	32	1094	42	4	.256					
PHILADELPHIA	97	65	3.67	162	14	21	451	40	1456.1	1402	640	594	168	57	416	42	1183	26	5	.254					
NEW YORK	79	83	3.70	162	8	19	491	36	1453.0	1438	652	597	135	52	545	55	1106	48	5	.260					
CINCINNATI	91	71	4.01	162	4	9	501	43	1453.0	1404	685	648	158	50	524	32	1130	48	6	.254					
LOS ANGELES	80	82	4.01	162	4	16	474	41	1441.2	1323	692	643	134	58	539	75	1274	58	8	.244					
FLORIDA	80	82	4.08	162	5	17	481	39	1438.1	1433	717	652	134	51	549	42	1168	49	4	.261					
HOUSTON	76	86	4.09	162	4	11	507	45	1439.1	1446	729	654	140	40	548	39	1210	57	9	.261					
WASHINGTON	69	93	4.13	162	2	5	494	37	1435.0	1469	742	658	151	46	512	57	1068	33	7	.266					
COLORADO	83	79	4.14	162	6	12	513	35	1442.0	1405	717	663	139	56	525	54	1234	77	12	.257					
CHICAGO	75	87	4.18	162	1	14	482	40	1436.2	1409	767	668	154	65	605	42	1268	46	6	.255					
MILWAUKEE	77	85	4.58	162	3	7	495	35	1439.0	1487	804	733	173	48	582	42	1258	71	3	.267					
ARIZONA	65	97	4.81	162	3	3	454	35	1432.0	1503	836	765	210	58	548	38	1070	82	4	.271					
PITTSBURGH	57	105	5.00	162	1	6	517	31	1411.2	1567	866	784	167	66	538	40	1026	56	10	.282					
<b>TOTALS</b>	<b>1288</b>	<b>1304</b>	<b>4.02</b>	<b>1296</b>	<b>72</b>	<b>202</b>	<b>7780</b>	<b>636</b>	<b>23088.1</b>	<b>22608</b>	<b>11281</b>	<b>10300</b>	<b>2395</b>	<b>823</b>	<b>8508</b>	<b>763</b>	<b>18956</b>	<b>838</b>	<b>95</b>	<b>.257</b>					

## NATIONAL LEAGUE CLUB FIELDING

CLUB	PCT	G	PO	A	E	TC	DP	TP	PB
SAN DIEGO	.988	162	4369	1626	72	6067	141	1	13
CINCINNATI	.988	162	4359	1608	72	6039	142	0	4
<b>SAN FRANCISCO</b>	<b>.988</b>	<b>162</b>	<b>4383</b>	<b>1485</b>	<b>73</b>	<b>5941</b>	<b>110</b>	<b>0</b>	<b>6</b>
PHILADELPHIA	.986	162	4369	1687	83	6139	158	0	6
NEW YORK	.986	162	4359	1665	87	6111	159	1	10
ST. LOUIS	.984	162	4361	1872	99	6332	172	0	10
LOS ANGELES	.984	162	4325	1589	98	6012	124	0	6
COLORADO	.984	162	4326	1707	101	6134	182	0	15
MILWAUKEE	.983	162	4317	1516	101	5934	142	0	5
ARIZONA	.983	162	4296	1572	102	5970	152	0	15
HOUSTON	.983	162	4318	1597	103	6018	135	0	12
ATLANTA	.980	162	4318	1770	126	6214	166	0	6
FLORIDA	.979	162	4315	1502	123	5940	130	0	11
WASHINGTON	.979	162	4305	1657	127	6089	148	0	5
CHICAGO	.979	162	4310	1550	126	5986	137	0	6
PITTSBURGH	.979	162	4235	1654	127	6016	120	0	11
<b>TOTALS</b>	<b>.983</b>	<b>1296</b>	<b>69265</b>	<b>26057</b>	<b>1620</b>	<b>96942</b>	<b>2318</b>	<b>2</b>	<b>141</b>

# 2010 Official Giants Batting Statistics

PLAYER	AVG	G	AB	R	H	TB	2B	3B	HR	RBI	SH	SF	HP	BB	IBB	SO	SB	CS	DP	GI		PINCH HIT					
																				E	SLG	OBP	AB	H	HR	RBI	
Burrell, P	.266	96	289	41	77	147	16	0	18	51	0	5	0	47	4	77	0	2	5	2	.509	.364	7	1	1	3	
AL	.202	24	84	9	17	28	5	0	2	13	0	1	1	10	0	28	0	0	2	0	.333	.292	0	0	0	0	
Burriss, E	.400	7	5	3	2	2	0	0	0	0	0	0	0	0	0	1	0	0	0	0	.400	.400	0	0	0	0	
RIGHT	.000		1		0	0	0	0	0	0	0	0	0	0	0			0		.000	.000	0	0	0	0		
LEFT	.500		4		2	2	0	0	0	0	0	0	0	0	0	1			0		.500	.500	0	0	0	0	
De Rosa, M	.194	26	93	9	18	24	3	0	1	10	0	0	2	9	0	16	0	2	6	2	.258	.279	1	0	0	0	
Fontenot, M #	.283	103	240	24	68	90	13	3	1	25	1	2	3	15	0	41	1	4	3	9	.375	.331	34	10	1	8	
SF	.282	28	71	10	20	22	2	0	0	5	0	0	0	5	0	13	0	2	0	3	.310	.329	7	3	0	0	
Ford, D	.000	7	0	1	0	0	0	0	0	0	0	0	0	0	0	0	2	1	0	0	.000	.000	0	0	0	0	
Guillen, J	.266	42	128	9	34	48	5	0	3	15	0	1	5	5	0	29	0	0	8	2	.375	.317	4	0	0	0	
AL	.255	106	396	46	101	170	17	2	16	62	0	5	9	27	1	84	1	0	9	1	.429	.314	1	0	0	0	
Huff, A	.290	157	569	100	165	288	35	5	26	86	0	7	9	83	5	91	7	0	17	3	.506	.385	2	0	0	0	
Ishikawa, T	.266	116	158	18	42	62	11	0	3	22	1	1	0	13	2	29	0	0	3	0	.392	.320	47	15	1	6	
Posey, B	.305	108	406	58	124	205	23	2	18	67	0	3	4	30	5	55	0	2	12	7	.505	.357	3	0	0	0	
Renteria, E	.276	72	243	26	67	91	11	2	3	22	2	1	0	21	3	43	3	0	8	4	.374	.332	4	0	0	0	
Rohlinger, R	.200	12	15	1	3	3	0	0	0	1	1	0	0	2	0	5	0	0	1	0	.200	.294	4	1	0	0	
Ross, C #	.269	153	525	71	141	217	28	3	14	65	0	2	5	37	4	121	9	2	9	4	.413	.322	1	1	0	0	
SF	.288	33	73	11	21	34	4	0	3	7	0	1	1	7	0	21	0	1	2	0	.466	.354	0	0	0	0	
Rowand, A	.230	105	331	42	76	125	12	2	11	34	1	1	8	16	3	74	5	3	11	0	.378	.281	22	5	2	4	
Sanchez, F	.292	111	431	55	126	171	22	1	7	47	8	5	3	32	1	68	3	1	9	4	.397	.342	1	1	0	0	
Sandoval, P	.268	152	563	61	151	230	34	3	13	63	0	5	1	47	12	81	3	2	26	13	.409	.323	4	1	0	1	
RIGHT	.227		141	32		43	6	1	1	15	0	2	0	12	1	25			6		.305	.284	1	0	0	0	
LEFT	.282		422	119		187	28	2	12	48	0	3	1	35	11	56			20		.443	.336	3	1	0	1	
Schierholtz, N	.242	137	227	34	55	83	13	3	3	17	1	1	3	20	5	38	4	5	3	1	.366	.311	29	9	1	3	
Torres, A	.268	139	507	84	136	243	43	8	16	63	5	0	2	56	2	128	26	7	10	1	.479	.343	6	3	0	3	
RIGHT	.224		134	30		46	10	0	2	17	1	0	2	15	1	29			6		.343	.311	3	1	0	1	
LEFT	.284		373	106		197	33	8	14	46	4	0	0	41	1	99			4		.528	.355	3	2	0	2	
Uribe, J	.248	148	521	64	129	229	24	2	24	85	0	5	4	45	6	92	1	2	20	9	.440	.310	4	2	0	1	
Velez, E	.164	29	55	7	9	17	2	0	2	8	5	0	0	6	0	9	0	0	0	1	.309	.246	9	1	0	1	
RIGHT	.167		12		2	3	1	0	0	1	2	0	0	1	0	4			0		.250	.231	2	0	0	0	
LEFT	.163		43		7	14	1	0	2	7	3	0	0	5	0	5			0		.326	.250	7	1	0	1	
Whiteside, E	.238	56	126	19	30	50	6	1	4	10	3	0	3	8	0	35	1	2	4	2	.397	.299	0	0	0	0	
PITCHERS	.127	156	291	17	37	43	4	1	0	7	49	1	1	19	0	145	0	0	3	8	.148	.183	0	0	0	0	
Affeldt, J	.000	53	1	0	0	0	0	0	0	0	0	0	0	0	0	1	0	0	0	3	.000	.000	0	0	0	0	
Bumgarner, M	.179	20	39	2	7	8	1	0	0	3	3	0	0	2	0	11	0	0	1	1	.205	.220	1	0	0	0	
Cain, M	.106	35	66	3	7	8	1	0	0	1	10	0	0	1	0	33	0	0	0	2	.121	.119	1	0	0	0	
Lincecum, T	.104	33	67	2	7	7	0	0	0	5	13	0	0	3	0	29	0	0	1	2	.104	.143	0	0	0	0	
Lopez, J #	.000	77	1	0	0	0	0	0	0	0	0	0	0	0	0	0	0	0	2	.000	.000	0	0	0	0		
SF	.000	27	0	0	0	0	0	0	0	0	0	0	0	0	0	0	0	0	0	.000	.000	0	0	0	0		
Mota, G	.000	56	1	0	0	0	0	0	0	0	1	0	0	0	0	1	0	0	0	1	.000	.000	0	0	0	0	
Romo, S	.000	68	2	0	0	0	0	0	0	0	0	0	0	0	0	2	0	0	0	0	.000	.000	0	0	0	0	
Runzler, D	.000	41	1	0	0	0	0	0	0	0	0	0	0	0	0	1	0	0	0	3	.000	.000	0	0	0	0	
Sanchez, J	.138	34	58	2	8	10	0	1	0	3	7	0	1	0	0	26	0	0	0	1	.172	.153	0	0	0	0	
Wilson, B	.000	70	5	0	0	0	0	0	0	0	0	0	0	0	0	1	0	0	1	0	.000	.000	0	0	0	0	
Zito, B	.118	34	51	1	6	6	0	0	0	2	14	0	0	1	0	17	0	0	0	1	.118	.135	0	0	0	0	
GIANTS	.257	162	5488	697	1411	2241	284	30	162	660	76	41	50	487	53	1099	55	32	158	73	.408	.321	186	49	6	25	
OPPONENTS	.236	162	5424	583	1279	2007	246	40	134	551	64	41	51	578	58	1331	115	49	91	97	.370	.313	236	54	6	26	

# DENOTES: Total from NL

# 2010 Official Giants Pitching Statistics

PITCHER	W	L	ERA	G	GS	CG	GF	SHO	SV	IP	H	R	ER	HR	HB	BB	IBB	SO	WP	BK	OPP AVG
Affeldt, J	4	3	4.14	53	0	0	0	14	4	50.0	56	25	23	4	3	24	5	44	4	0	.290
Bumgarner, M	7	6	3.00	18	18	0	0	0	0	111.0	119	40	37	11	5	26	2	86	1	1	.272
Cain, M	13	11	3.14	33	33	4	2	0	0	223.1	181	84	78	22	4	61	4	177	8	0	.221
Casilla, S	7	2	1.95	52	0	0	0	13	2	55.1	40	14	12	2	4	26	4	56	10	0	.208
Lincecum, T	16	10	3.43	33	33	1	1	0	0	212.1	194	84	81	18	5	76	7	231	9	0	.242
Lopez, J	4	2	2.34	77	0	0	0	18	0	57.2	50	17	15	2	2	20	3	38	3	0	.238
SF	2	0	1.42	27	0	0	0	4	0	19.0	11	3	3	0	0	2	0	16	0	0	.164
Mota, G	1	3	4.33	56	0	0	0	17	1	54.0	49	29	26	4	0	22	5	38	5	0	.243
Ramirez, R	1	0	0.67	25	0	0	0	6	1	27.0	13	3	2	1	0	11	1	15	1	1	.137
AL	0	3	4.46	44	0	0	0	17	2	42.1	39	21	21	6	0	16	2	31	4	1	.250
Ray, C	3	0	4.13	28	0	0	0	7	1	24.0	24	11	11	1	0	9	1	15	0	0	.276
AL	2	0	3.41	35	0	0	0	6	1	31.2	24	12	12	4	0	16	1	16	1	0	.205
Romo, S	5	3	2.18	68	0	0	0	13	0	62.0	46	16	15	6	4	14	2	70	0	0	.204
Runzler, D	3	0	3.03	41	0	0	0	7	0	32.2	29	12	11	1	1	20	3	37	2	0	.244
Sanchez, J	13	9	3.07	34	33	0	0	0	0	193.1	142	74	66	21	9	96	4	205	15	1	.204
Wilson, B	3	3	1.81	70	0	0	0	59	48	74.2	62	16	15	3	1	26	5	93	0	0	.220
Zito, B	9	14	4.15	34	33	1	0	1	0	199.1	184	97	92	20	7	84	7	150	7	0	.250
<b>GIANTS</b>	<b>92</b>	<b>70</b>	<b>3.36</b>	<b>162</b>	<b>162</b>	<b>6</b>	<b>17</b>	<b>156</b>	<b>57</b>	<b>1461.0</b>	<b>1279</b>	<b>583</b>	<b>546</b>	<b>134</b>	<b>51</b>	<b>578</b>	<b>58</b>	<b>1331</b>	<b>74</b>	<b>4</b>	<b>.236</b>
<b>OPPONENTS</b>	<b>70</b>	<b>92</b>	<b>3.98</b>	<b>162</b>	<b>162</b>	<b>11</b>	<b>16</b>	<b>151</b>	<b>35</b>	<b>1451.0</b>	<b>1411</b>	<b>697</b>	<b>642</b>	<b>162</b>	<b>50</b>	<b>487</b>	<b>53</b>	<b>1099</b>	<b>68</b>	<b>5</b>	<b>.257</b>

2010 in Review

## 2010 Starting Pitcher Breakdown

Pitcher	GS-QS	PCT.	RS	RSA	#P/GS	6+IP	3ER-	W-L
Bumgarner, M	18-11	61.1%	57	4.62	95.6	12	15	7-6
Cain, M	33-25	75.7%	100	4.03	106.1	28	27	13-11
Lincecum, T	33-22	66.6%	115	4.87	104.2	24	24	16-10
Martinez, J	1-0	0.0%	1	1.42	90.0	1	0	0-1
Sanchez, J	33-14	42.2%	100	4.66	97.8	17	25	13-9
Wellenmeyer, T	11-4	36.3%	30	4.85	84.8	5	6	3-5
Zito, B	33-19	57.6	81	3.68	97.7	21	23	9-13
<b>Totals</b>	<b>162-95</b>	<b>58.6%</b>	<b>484</b>	<b>4.29</b>	<b>99.6</b>	<b>108</b>	<b>120</b>	<b>61-55</b>

## 2010 Bullpen Breakdown

Pitcher	G	RELIEF W-L-S	BLOWN SAVES	INHERITED/ LEFT ON	1ST BATTER FACED/RETIRED
Affeldt, J	53	4-3-4	3	22/14 (63.3%)	53/34 (64.1%)
Bautista, D	31	2-0-0	1	15/11 (73.3%)	22/9 (40.9%)
Casilla, S	52	7-2-2	1	47/41 (87.2%)	51/37 (72.5%)
Joaquin, W	4	0-0-0	0	0/0 (0.0%)	4/2 (50.0%)
Lopez, J	27	2-0-0	0	18/17 (94.4%)	27/21 (77.7%)
Martinez, J	3	0-0-0	0	1/1 (100.0%)	3/3 (100.0%)
Medders, B	14	0-0-0	0	8/4 (50.0%)	14/6 (42.8%)
Mota, G	56	1-3-1	2	27/20 (74.1%)	56/40 (71.4%)
Ramirez, R	25	1-0-1	0	10/8 (80.0%)	25/22 (88.8%)
Ray, C	28	3-0-1	0	21/15 (71.4%)	27/16 (59.2%)
Romo, S	68	5-3-0	4	46/32 (69.6%)	68/56 (82.3%)
Runzler, D	41	3-0-0	0	31/22 (71.0%)	41/25 (70.0%)
Sanchez, J	1	0-0-0	0	2/1 (50.0%)	1/1 (100.0%)
Wellenmeyer, T	2	0-0-0	0	0/0 (0.0%)	2/1 (50.0%)
Wilson, B	70	3-3-48	5	30/26 (86.7%)	70/55 (78.5%)
Zito, B	1	0-1-0	0	0/0 (0.0%)	1/0 (100.0%)
<b>Totals</b>	<b>156</b>	<b>31-15-57</b>	<b>16</b>	<b>278/212 (76.3)</b>	<b>475/338 (71.2%)</b>

# 2010 Giants Individual Fielding

PITCHER											
PLAYER	TEAM	PCT	RANK	G	GS	PO	A	E	TC	DP	TP
Affeldt, J	SF	.857	0	53	0	3	15	3	21	0	0
Bautista, D	SF	1.000	0	31	0	1	4	0	5	0	0
Bumgarner, M	SF	.929	0	18	18	3	10	1	14	0	0
Cain, M	SF	.943	32	33	33	9	24	2	35	0	0
Casilla, S	SF	.923	0	52	0	0	12	1	13	0	0
Joaquin, W	SF	1.000	0	4	0	0	1	0	1	0	0
Lincecum, T	SF	.926	39	33	33	7	18	2	27	1	0
Lopez, J	SF	1.000	0	27	0	1	9	0	10	0	0
Martinez, J	SF	1.000	0	4	1	0	5	0	5	0	0
Medders, B	SF	1.000	0	14	0	0	2	0	2	0	0
Mota, G	SF	.875	0	56	0	0	7	1	8	0	0
Ramirez, R	SF	.714	0	25	0	2	3	2	7	0	0
Ray, C	SF	1.000	0	28	0	1	8	0	9	1	0
Romo, S	SF	1.000	0	68	0	1	5	0	6	0	0
Runzler, D	SF	.700	0	41	0	1	6	3	10	1	0
Sanchez, J	SF	.964	26	34	33	7	20	1	28	1	0
Wellmeyer, T	SF	1.000	0	13	11	1	2	0	3	0	0
Wilson, B	SF	1.000	0	70	0	3	2	0	5	0	0
Zito, B	SF	.964	25	34	33	5	22	1	28	1	0

CATCHER												
PLAYER	TEAM	PCT	RANK	G	GS	PO	A	E	TC	DP	TP	PB
Molina, B	SF	.998	0	58	55	396	36	1	433	4	0	3
Posey, B	SF	.991	0	76	75	615	41	6	662	4	0	1
Whiteside, E	SF	.994	0	55	32	334	26	2	362	3	0	2

FIRST BASE											
PLAYER	TEAM	PCT	RANK	G	GS	PO	A	E	TC	DP	TP
Huff, A	SF	.996	0	100	97	756	54	3	813	54	0
Ishikawa, T	SF	1.000	0	73	25	263	22	0	285	22	0
Posey, B	SF	.995	0	30	30	196	17	1	214	14	0
Sandoval, P	SF	1.000	0	11	10	79	0	0	79	6	0

SECOND BASE											
PLAYER	TEAM	PCT	RANK	G	GS	PO	A	E	TC	DP	TP
Burriss, E	SF	1.000	0	5	0	3	1	0	4	0	0
De Rosa, M	SF	.931	0	7	4	13	14	2	29	3	0
Fontenot, M	SF	.965	0	16	9	23	32	2	57	5	0
Sanchez, F	SF	.991	3	109	108	198	256	4	458	52	0
Uribe, J	SF	1.000	0	24	22	44	54	0	98	12	0
Velez, E	SF	1.000	0	1	1	3	4	0	7	0	0
Downs, M	SF	.987	0	20	19	30	47	1	78	12	0

THIRD BASE											
PLAYER	TEAM	PCT	RANK	G	GS	PO	A	E	TC	DP	TP
Rohlinger, R	SF	1.000	0	3	2	0	2	0	2	0	0
Sandoval, P	SF	.961	5	143	136	93	228	13	334	23	0
Uribe, J	SF	.957	0	26	21	20	46	3	69	2	0
Fontenot, M	SF	1.000	0	6	3	1	5	0	6	1	0

## SHORTSTOP

PLAYER	TEAM	PCT	RANK	G	GS	PO	A	E	TC	DP	TP
Fontenot, M	SF	.917	0	5	3	4	7	1	12	0	0
Renteria, E	SF	.983	0	68	62	80	149	4	233	27	0
Rohlinger, R	SF	1.000	0	4	1	4	3	0	7	1	0
Uribe, J	SF	.984	0	103	96	134	233	6	373	38	0

## OUTFIELDERS

PLAYER	TEAM	PCT	RANK	G	GS	PO	A	E	TC	DP	TP
Bowker, J	SF	1.000	0	24	18	33	1	0	34	0	0
Burrell, P	SF	.984	0	87	86	121	4	2	127	0	0
De Rosa, M	SF	1.000	0	21	21	31	0	0	31	0	0
Ford, D	SF	.000	0	1	0	0	0	0	0	0	0
Guillen, J	SF	.967	0	38	38	57	2	2	61	0	0
Huff, A	SF	1.000	0	63	57	125	6	0	131	2	0
Rowand, A	SF	1.000	0	85	76	192	4	0	196	2	0
Schierholtz, N	SF	.992	11	109	41	118	7	1	126	1	0
Torres, A	SF	.997	1	133	124	314	7	1	322	2	0
Velez, E	SF	.962	0	17	8	25	0	1	26	0	0
Ross, C	SF	1.000	17	33	17	33	2	0	35	0	0

## Gold Glove Winners

The Rawlings Gold Glove Award was established in 1957 and represents the ultimate in Major League fielding excellence. Giants players have captured 38 Gold Gloves since the award was established, while winning at least one at every position. The complete list:

Year	Player	Position	Year	Player	Position
1957	Willie Mays	OF	1993	Barry Bonds	OF
1958	Willie Mays	OF		Kirt Manwaring	C
1959	Willie Mays	OF		Robby Thompson	2B
	Jackie Brandt	OF		Matt Williams	3B
1960	Willie Mays	OF	1994	Barry Bonds	OF
1961	Willie Mays	OF		Darren Lewis	OF
1962	Jim Davenport	3B		Matt Williams	3B
	Willie Mays	OF	1996	Barry Bonds	OF
1963	Willie Mays	OF	1997	Barry Bonds	OF
1964	Willie Mays	OF		J.T. Snow	1B
1965	Willie Mays	OF	1998	Barry Bonds	OF
1966	Willie Mays	OF		J.T. Snow	1B
1967	Willie Mays	OF	1999	J.T. Snow	1B
1968	Willie Mays	OF	2000	J.T. Snow	1B
1971	Bobby Bonds	OF	2003	Jose Cruz, Jr.	OF
1973	Bobby Bonds	OF	2005	Mike Matheny	C
1974	Bobby Bonds	OF		Omar Vizquel	SS
1987	Rick Reuschel	P	2006	Omar Vizquel	SS
1991	Will Clark	1B			
	Matt Williams	3B			

\* Willie Mays was voted to the All-Time Gold Glove Team, announced by Rawlings in 2007.

# 2010 San Francisco Giants Team Highlights

**THE GIANTS**...won 106th World Series vs. Texas Rangers 4-games-to-1...it was Giants 1st World Series victory since 1954 and 1st since moving to city of San Francisco...took NL Divisional Series 3-games-to-1 over Atlanta Braves and National League Championship Series over Philadelphia Phillies 4-games-to-2...

- finished 2010 season with 92-70 record, their 1st 90+ win campaign since 2004 (91-71)...92 victories were most in season since 2002 (95-66)...
- were NL West Champions for 7th time since advent of divisional play in 1969 (1971, 1987, 1989, 1997, 2000, 2003, 2010)...
- appeared in postseason for 9th time since moving to San Francisco in 1958 and 23rd overall appearance (18 World Series)...
- finished season 22 games over .500...high-water mark for year was 23 games over through games of Sept. 30 (91-68)...
- posted 51-30 (.630) record beginning July 5, which was 2nd-best winning pct. in Majors, behind Philadelphia (.671, 55-25)...

**FINISHING FIRST**...Giants owned possession of 1st place for 37 days in 2010, including 16 of final 18 days of regular season to capture NL West title...Giants' largest deficit of season was 7.5 games behind San Diego after club had lost on July 4 in Colorado...according to *Elias*, only once since this franchise moved from New York to San Francisco in 1958, had Giants reached 1st place after being that far out at anytime during season...in 2000, Giants, who were 9.0 games behind Diamondbacks through games of May 28, reached 1st place on July 26...SF went on to win NL West by 11 games that season...

**ON THE MOUND**...San Francisco's pitching staff led all of Major League Baseball with 3.36 team ERA in 2010, club's lowest figure in season since 3.30 mark in 1989...marked 2nd time since Giants moved to San Francisco in 1958 that they have led all of baseball in ERA for single season...last time for Giants to do it was in 1987 (3.68)...

- STRIKE THREE**...Giants also paced Majors with 1,331 strikeouts, marking 2nd-straight year for club to lead all of baseball in punchouts...marked 2nd time in SF-era history that club has led Majors in Ks and just 4th time since 1900...only other Giants teams to lead league in Ks are 1909 New York Giants (735), 1911 New York Giants (771) and 2009 San Francisco Giants (1,302)...SF's 1,331 strikeouts in 2010 set new franchise record for single season...
- HOW LOW**...SF's pitching staff also led Majors with .236 opponents avg. against (1,279-for-

5,424), marking 1st time in SF-era history for Giants to lead big leagues in that category...club held opponents to .216 avg. (280-for-1,296) with runners in scoring position and .215 clip (142-for-659) with runners in scoring position and 2 outs, both of which ranked as lowest figures in NL...

- STARTING STAFF**...starting staff ranked 2nd in NL with 3.54 ERA (393er, 1,000.0ip), 1st in opponents avg. against (.236) and tied Astros for 2nd-most quality starts with 95...staff allowed 2 runs-or-fewer in 89 of 162 games (54.9%), including 21 of their final 26 regular season contests...starting staff fashioned 3.44 ERA (194er, 507.2ip) at home and 3.64 figure (199er, 492.1ip) on road...starters received 4.36 runs of support per 9.0 innings, 5th-lowest in NL...staff personally recorded 51-2 (.962) record when team supported them with 3+ runs in game, with club going 67-9 in those contests...starters were just 10-53 when SF plated 2 runs-or-fewer, with team going 25-61 (.291) in such games...
- WHAT A RELIEF**...San Francisco's bullpen was one of best in National League, logging 2nd-lowest ERA with 2.99 figure (153er, 461.0ip)...SF's relief corps finished 1st in NL with 278 inherited runners and posted lowest percentage of inherited runners scored with 23.7%...pen held opposition to .236 avg. against (403-for-1,710), which was 4th-lowest in NL...club's save pct. of 78.1% (57-for-73) also ranked 1st in NL...

**WITH THE BATS**...Giants wrapped up 2010 campaign with .257 batting average (1,411-for-5,488), ranking 7th in NL...SF scored 697 runs (9th-most in NL), an increase of 40 from 2009...team averaged 4.30 runs per game, 9th-most in NL...club struggled with runners in scoring position, hitting league-low .248 (331-for-1,333), including just .212 (134-for-643) with RISP/2 outs (2nd-lowest mark in NL)...Giants scored 2 runs-or-fewer in 58 of their 162 games (35.8%), which was 4th-most such games in big leagues...SF posted 12-46 (.207) record when scoring 2 runs-or-fewer...however, when scoring 3-or-more runs in game, Giants logged best record in Majors, going 80-24 (.769)...

**WITH THE GLOVES**...Giants set SF-era single-season record (since 1958) with .988 fielding pct. in 2010...SF committed 2nd-fewest total of errors in season with 73, which was their fewest total since 1994 when club had just 68 miscues...SF's 2010 fielding pct. ranked as 3rd-highest in National League, behind San Diego (.988) and Cincinnati (.988)...

**HOME/ROAD**...Giants finished home schedule with 49-32 (.605) record, tied with Cincinnati for 5th-best in NL...SF went 17-8-1 (win-lost-split) at home, winning 8 of their 1st 9 series...

- Giants completed road portion of 2010 schedule with 43-38 (.531) record, their 1st winning road mark since going 44-36 in 2004...Giants, who went 12-11-3 (won-lost-split) on road, won each of their final 5 road series and beginning July 5, posted best road winning pct. among all Major League teams with .643 mark (27-15)...

**ATTENDANCE**...SF reached 3-million mark in attendance (3,037,443) for 1st time since 2007 and for 9th time in 11 seasons at AT&T Park...SF had 29 sellouts in 2010, 10 more than they had all of last year...Giants had 5th-highest attendance in National League and averaged 37,499 fans per game...SF has drawn at least 2.8 million fans to Shores of McCovey Cove for 11-consecutive seasons since ballpark opened in 2000 and over 3.0 million in 9 seasons...

**INTERLEAGUE**...SF went 7-8 against Interleague opponents from AL East in 2010...Giants were 6-3 at home, sweeping Oakland...however, on road SF went 1-5, getting broomed by Oakland and losing 2 of 3 to Toronto...

**COME-FROM-BEHIND WINS/CLOSE GAMES**...San Francisco came from behind to win 37 games in 2010, 5th-most among NL teams, behind Atlanta (46), Cincinnati (45), Philadelphia (42) and Houston (39)...37 comeback victories by SF were most in season for club since 2007 (39)...

- Giants won in bottom of 9th or later 6 times: April 9 vs. Atlanta, May 30 vs. Arizona, July 28 vs. Florida, Aug. 9 vs. Chicago-NL, Aug. 12 vs. Chicago-NL and Aug. 14 vs. San Diego...3 of 6 walk-off victories came via singles from Andres Torres...Giants did not record walk-off home run...
- SF posted 28-24 record in one-run decisions (17-12 at home, 11-12 on road) and 13-15 mark in 2-run games (8-7 at home, 5-8 on road)...
- 115 of SF's 162 games were decided by 3 runs-or-fewer, most such games in Majors this season and most in single season for Giants since 1983 (116 games decided by 3 runs-or-fewer)...

**TWIN KILLINGS**...Giants grounded into NL-leading 158 double-plays, just 1 shy of Minnesota's ML-leading 159...next closest NL team was Atlanta Braves with 136 GDP's...Giants eclipsed franchise record of 153 set by New York Giants in 1939...SF-era record was 149 set by 1965 club...

**GIANTS 6TH ROOKIE OF THE YEAR**...although

he missed 1st 47 games of season, Buster Posey was named 2010 NL Rookie of Year, beating out Atlanta's Jason Heyward and St. Louis' Jaime Garcia...Posey earned 129 total points and received 20 1st place votes on ballot...full details of voting:

- Posey (129 points, 20 1st place votes), Heyward (107 points, 9 1st place votes), Garcia (24 total points, 1 1st place vote), Gaby Sanchez, FLA (18 total points, 2 1st place votes), Neil Walker, PIT (3 total points), Starlin Castro, CHC (3 total points), Ike Davis, NYM (2 total points), Jose Tabata, PIT (1 point), Jonny Venters, ATL (1 point)...
- Posey is 1st Giant to win award since pitcher John Montefusco in 1975, and 6th player to earn honor in franchise history, with others being Willie Mays (1951), Orlando Cepeda (1958), Willie McCovey (1959) and Gary Matthews (1973)...is 6th National League catcher to be honored, joining Johnny Bench, Earl Williams, Benito Santiago, Mike Piazza and Geovanny Soto...Posey's award winning season snapped 35-year drought for organization, which had been longest span without rookie award for National League team...
- Posey's .305 batting avg. was 3rd-highest by rookie with at least 50+ starts at catcher since 1974...only Mike Piazza (.318 in 1993) and Ronny Paulino (.310 in 2006) had higher marks...
- backstop ranked near top of every offensive category among NL rookies with minimum of 100 games played, including batting average (.305, 1st), slugging pct. (.505, 2nd), on-base pct. (.357, 3rd), RBI (67, 4th), multi-hit games (38, 5th), HRs (18, 7th), hits (124, 7th) and 2Bs (23, 7th)...
- his 18 HRs were tied with Tom Haller for 5th-most by Giants rookie in SF-era history and his 67 RBI were also 5th-most...
- his 67 RBI were 5th-most by Giants rookie since 1958 and most since Chili Davis had 76 in 1982...his 18 HRs were tied for 5th-most by Giants rookie since '58 and most hit since Davis had 25 in '82...
- his .305 avg. was 8th-highest in NL since his call-up (May 29), trailing Carlos Gonzalez (.343), Joey Votto (.329), Matt Holliday (.322), Omar Infante (.321), Albert Pujols (.315), Ryan Zimmerman (.311) and Adrian Gonzalez (.310)...
- earned NL Player of Week honors from July 5-11, hitting .556 (15-for-27) with 5 HRs and 14 RBI...
- according to *Elias Sports Bureau*, Giants were 4th team since 2000 to qualify for postseason with rookie catcher (minimum of 75 games)...Geovanny Soto played in 136 games as catcher

for Cubs in 2008, Carlos Ruiz appeared in 111 for 2007 Phillies and Russell Martin in 117 for 2006 Dodgers...only other San Francisco team to qualify for postseason with rookie backstop was 1989 when Kirt Manwaring appeared in 81 games at catcher...

**ROOKIE STREAK**...one of San Francisco's most memorable moments in 2010 came when C Buster Posey posted career-best 21-game hitting streak from July 4-28, batting .440 (37-for-84) with 6 HRs and 23 RBI...in 1st 10 games of streak, Posey had 19 hits, 6 HRs and 13 RBI - no rookie in NL history ever had those numbers for any 10-game stretch...

- his 21-game hit streak marked 2nd-longest by rookie in SF-era history, behind Hall of Famer Willie McCovey's 22-game hit streak in 1959...Posey became 7th player in SF-era history to have hit streak of 20-or-more games and his 21-gamer is tied with Robby Thompson for 5th-longest in SF history...also became just 21st Major League catcher to post hit streak of 20+ and only 2nd to accomplish feat as rookie, joining Benito Santiago (34-straight games in 1987)...

**JUST KEEPS FANNING 'EM**...Tim Lincecum led National League in strikeouts for 3rd-consecutive season and was just 2 shy of pacing Majors, behind Los Angeles Angels of Anaheim's Jered Weaver (233) and Seattle's Felix Hernandez (232)...

- joined Randy Johnson (1999-2002) and Warren Spahn (1949-52) as only NL pitchers since World War II to pace league in strikeouts for 3-consecutive seasons...Lincecum also joined Christy Mathewson as only pitchers in Giants franchise history to pace league in Ks for 3-straight years...Mathewson accomplished feat from 1903-1905...
- set new record for most strikeouts in pitcher's 1st 4 seasons combined, surpassing Dwight Gooden's previous mark of 892 strikeouts in 924.1 innings...Lincecum set mark with 907 strikeouts in 811.0 innings (ESPN stats)...
- recorded 43 strikeouts in 6 games during 2010 postseason, which is 2nd-most in Giants franchise history, behind Christy Mathewson's 48 punchouts in 11 total post-season games...
- is just 4th pitcher in Giants franchise history to record 3-or-more consecutive seasons of 200+ strikeouts and is 1st Giant to achieve feat since Juan Marichal did it in 4-straight seasons from 1963-1966...only other 2 Giants pitchers to accomplish this are: Christy Mathewson (3 straight, 1903-1905) and Amos Rusie (4-straight, 1890-1893)...

**ALL-STAR STATUS**...RHP's Tim Lincecum and

Brian Wilson as well as Manager Bruce Bochy represented Giants on NL All-Star squad for 81st AS Game July 13 at Angel Stadium...marked Wilson's 2nd-ever All-Star selection, Lincecum's 3rd-straight All-Star nod and Bochy's 4th stint as an All-Star coach and 5th overall...Lincecum became 1st Giants pitcher to earn All-Star honors in 3-consecutive years since Juan Marichal did so in 8-straight from 1962-69...

**SEPTEMBER TO REMEMBER**...San Francisco finished month of September with 2nd-best winning pct. among Major League teams, going 18-8 (.692)...only Phillies (21-6, .778) had better mark than Giants...

- Giants pitchers put together one of best months by any pitching staff in Majors in more than 4 decades, as club finished September with 1.78 team ERA (46er, 232.1ip), lowest for any club in any month of 20 or more games since Indians had 1.42 ERA in May 1968...Luis Tiant, Sonny Siebert and Sam McDowell each made at least 6 starts for Cleveland that month (courtesy of Elias)...
- SF's 1.78 ERA was lowest by any team in month of September since 1965 Los Angeles Dodgers had 1.59 mark...last time Giants pitchers collectively had an ERA under 2.00 for single month was May 1989 (1.99 ERA)...
- San Francisco's staff held opponents to .182 avg. against in September, 2nd-lowest in any calendar month by any team in live ball era...only 1968 Indians had lower clip with .174 mark in May...over last 50 years, only other team to hold their opposition below .200 clip in month of Sept. was 1967 Chicago White Sox, who yielded .196 mark (courtesy of Elias)...

#### WEEK/MONTH/POSTSEASON AWARDS...

Buster Posey was only Giant to earn Monthly Award, presented by MLB...Posey was named NL Player of Month for July as well as Rookie of Month for July after finishing with NL-leading 43 hits and ranking 3rd with .417 average, tied for 3rd with 24 RBI, 4th with .466 on-base pct. and 5th in league with .699 slugging mark...became 1st Giants player with at least 40-or-more hits in single month since Randy Winn had 46 in August of 2008...his 43 hits in July were most in one calendar month by Giants rookie, surpassing Jim Ray Hart, who had 42 in July 1964...his 7 HRs were also most in one calendar month by Giants rookie since Jack Clark hit 7 in 1977...

#### POSTSEASON AWARDS...

- Edgar Renteria was named 2010 World Series MVP, hitting .412 (7-for-17) with 2 HRs and 6 RBI...Renteria is only Giant in franchise history to earn this honor...had 2 go-ahead HRs in Fall Classic, connecting for solo go-ahead clout in Game 2 of Series off LHP

C.J. Wilson to help Giants pull ahead 1-0... Colombian native had perhaps biggest home run in San Francisco history as he blasted 3-run clout off LHP Cliff Lee in Game 5, which was all SF needed to win their 1st World Series in San Francisco history...

- Cody Ross was named MVP of NLCS after hitting safely in all 6 games, going 7-for-20 (.350) with 3 2Bs, 3 HRs and 5 RBI...became 4th player in Giants history to take home NLCS MVP honors (also: Jeffrey Leonard in 1987, Will Clark in 1989 and Benito Santiago in 2002)...had 3 HRs in 1st 3 games of LCS (3 HRs in 1st 2 games), becoming 4th player in ML history to hit each of his team's 1st 3 HRs in postseason series...others were Babe Ruth (Yankees) in 1926 WS, Rusty Staub (Mets) in 1973 NLCS and Willie Stargell (Pirates) in 1979 WS (*Elias*)...
- led Giants' offense in Game 1 of NLCS by going 2-for-3 with pair of go-ahead solo HRs off Roy Halladay...was 1st multi-HR game by Giant in playoffs since Jeff Kent homered twice on Oct. 24, 2002 in Game 5 of World Series vs. Anaheim...according to *Elias*, Ross became 2nd player in MLB history to hit 2 HRs in his LCS debut...other was Gary Gaetti for 1987 Twins...
- Tim Lincecum earned Babe Ruth Award, which is presented by *Baseball Writers Association of America* for best performance by player in postseason...Lincecum went 4-1 with 2.43 ERA (10er, 37.0ip) with 43 strikeouts in 6 games (5 starts)...right-hander tossed 9.0-inning, 2-hit shutout with 14 strikeouts in Game 1 of NLDS vs. Atlanta...earned 2 World Series victories beating LHP Cliff Lee in both games, finishing with 2-0 record and 3.29 ERA (5er, 13.2ip) with 13 strikeouts...joined Dusty Rhodes (1954 vs. Cleveland) as only Giants in franchise history to earn award...
- **WILLIE MAC AWARD**...Giants presented Andres Torres with annual "Willie Mac Award"...named after Giants Hall of Famer Willie McCovey, award is honor bestowed upon most inspirational player on team, as voted upon by Giants players, coaches and training staff...Torres is 1st outfielder to win award since Marquis Grissom in 2003...

**SEALING SAVES**...Brian Wilson was one of top closers in National League, finishing campaign with career-highs in saves (48), games (70), innings pitched (74.2) and strikeouts (93) in what was his 5th season at Major-League level...matched Giants' franchise record for saves in single season with his rescue in Giants' playoff-clinching win on Oct. 3 vs. San Diego (tied Rod Beck's total of 48 in 1993)...

- his 48 saves led Majors...became 1st Gants pitcher since save became an official Major

League Baseball statistic in 1969 to pace Majors in saves...there has been only one other player in Giants history to lead NL in that category and that was Robb Nen in 2001 when he sealed 45 saves...

- converted 48 of 53 save opportunities and his 90.6 save percentage was 4th-best in NL...reached 40-save plateau for 2nd time in his career, joining Robb Nen as only Giants pitchers in SF-era history to have multiple seasons of 40-or-more saves (Nen had 4 40+ save seasons with Giants)...

**2010 DRAFT**...Giants drafted 25 pitchers, 6 catchers, 10 infielders and 9 outfielders with their 1st 50 picks...San Francisco selected 33 college players, 6 junior college players, 10 from high school ranks and one without school affiliation...with their 1st selection (24th overall) in draft, SF selected Gary Brown out of Cal State Fullerton...Brown had 8th-highest batting avg. among all NCAA Division I players with .438 clip (92-for-210), while his 8 triples were 10th-most...overall, he had .485 on-base percentage, .695 slugging percentage, 63 runs scored, 146 total bases and 32 stolen bases...Golden Spikes semifinalist was named Big West Player of Year for 2010 season...

- Giants inked 33 of their top 50 selections, including each of their 1st 14 picks and 18 of their top 20 draftees...

**WINNING STARTS FROM THE BOTTOM**...2 of Giants' 7 affiliates were crowned champions, including California League Champion San Jose Giants, who won their 2nd consecutive championship and 4th title in past 6 seasons...DSL Giants were also crowned champions; while Augusta Greejackets and rookie level Arizona Spikes finished with best record in their leagues...

- Giants' minor league affiliates produced 4th-best record (409-355, .535) in all of organized baseball...
- Giants best bat in minors was IF/OF Brandon Belt who made stops at 3 different levels within Giants organization (Class A Advanced San Jose, double-A Richmond and triple-A Fresno)...Belt finished his season with combined .352 avg. (173-for-492) with 43 doubles, 23 HRs, 112 RBI and 21 stolen bases...
- Zach Wheeler and Francisco Peguero were selected to 2010 Futures Game squad in Anaheim...
- *Baseball America* announced its minor league All-Star team for 2010 and Giants had one 1st-team player (DH Brandon Belt)...

# 2010 San Francisco Giants Team Highlights

## San Francisco Giants Highs and Lows—2010

### TEAM MISCELLANEOUS

Most Games Over .500:.....	23	Sept. 30 (91-68)
Most Games Under .500:.....		None
Longest Winning Streak:.....	5	July 10-17
Longest Losing Streak:.....	7	June 26-July 2
Longest Home Winning Streak:.....	5	June 2-14
Longest Road Winning Streak:.....	5	July 22-Aug. 3
Longest Home Losing Streak:.....	5	June 26-30
Longest Road Losing Streak:.....	5	May 19-23
Biggest Winning Margin:.....	13	July 7 at MIL (15-2)
.....		Sept. 23 at CHC (13-0)
Biggest Losing Margin:.....	12	May 19 at AZ (1-13)
Errors, Game, SF:.....	5	Aug. 25 vs. CIN
Errors, Game, Opponents:.....	4	Aug. 10 vs. CHC
Largest Comeback Win:.....	4	June 4 at PIT (0-4, won 6-4)
.....		July 20 at LAD (1-5, won 7-5)
.....		Sept. 4 at LAD (0-4, won 5-4)
Largest Lead Surrendered:.....	7	July 28 vs. FLA (led 9-2, won 10-9)
Walk-off Wins:.....	6x	April 9 vs. ATL (Rowand, 1B)
.....		May 30 vs. AZ (Torres, 1B)
.....		July 28 vs. FLA (Torres, 1B)
.....		Aug. 9 vs. CHC (Burrell, Sac Fly)
.....		Aug. 12 vs. CHC (Torres, 1B)
.....		Aug. 14 vs. SD (Uribe, 1B)
Walk-off Losses:.....	5x	April 19 at SD (Eckstein, HR)
.....		May 7 at NYM (Barajas, HR)
.....		May 8 at NYM (Blanco, HR)
.....		July 4 at COL (Helton, Sac Fly)
.....		Sept. 25 at COL (Tulowitzki, 2B)
Longest Game, Extra Innings:.....	15	July 4 at COL
Longest Game, Time:.....	5:27	July 4 at COL (15)
Longest Game, Time - 9 Innings:.....	3:45	May 9 at NYM
.....		July 23 at AZ
Quickest Game:.....	2:06	May 13 vs. SD
Largest Crowd, Home:.....	42,985	April 10 vs. ATL
Smallest Crowd, Home:.....	26,011	April 12 vs. PIT
Sellouts, Home:.....	29, last:	Oct. 3 vs. SD
Largest Crowd, Road:.....	53,381	July 20 at LAD

### TEAM BATTING

Scoreless Streak:.....	24.0	May 21-25
Runs, Game, SF:.....	16	Aug. 24 vs. CIN
Runs, Game, Opponents:.....	13	May 19 at AZ
Runs, Inning, SF:.....	9	Sept. 23 at CHC (2nd)
Runs, Inning, Opponents:.....	6	May 19 at AZ (8th)
.....		Aug. 28 vs. AZ (1st)
Most Hits, Game, SF:.....	19	April 7 at HOU
.....		Aug. 3 at COL
Fewest Hits, Game, SF:.....	1	Sept. 23 at CHC
.....		May 13 vs. SD
.....		July 29 vs. FLA
Most Hits, Game, Opponents:.....	17	Sept. 25 at COL
Fewest Hits, Game, Opponents:.....	1	April 20 at SD
.....		May 28 vs. AZ
Hits, Inning, SF:.....	8	Sept. 14 vs. LAD
.....		Sept. 23 at CHC (2nd)
Hits, Inning, Opponents:.....	6	Aug. 24 vs. CIN (5th)
Home Runs, Game, SF:.....	4 (6x), last:	May 19 at AZ (8th)
Home Runs, Inning, SF:.....	3	Sept. 25 at COL
Home Runs, Game, Opponents:.....	6	July 7 at MIL (1st)
Steals, Game, SF:.....	5	May 19 at AZ
Steals, Game, Opponents:.....	4 (3x), last:	June 6 at PIT
.....		May 26 vs. WSH

**INDIVIDUAL BATTING**

Hits, Game:.....	5	Schierholtz, April 28 vs. PHI
Runs, Game:.....	4	Renteria, April 7 at HOU
Doubles, Game:.....	2 (19x), last	F. Sanchez, Aug. 24 vs. CIN
Triples, Game:.....	1 (30x), last	Ross, Oct. 1 vs. SD
Home Runs, Game:.....	2	J. Sanchez, Oct. 3 vs. SD
.....		Posey, July 7 at MIL
.....		Huff, July 2 at COL
.....		Huff, June 13 vs. OAK
.....		Huff, July 23 at AZ
.....		Burrell, Aug. 12 vs. CHC
.....		Uribe, Sept. 23 at CHC
Home Runs, Inning:.....	2	Uribe, Sept. 23 at CHC (2nd)
Back-to-Back Home Runs:.....	7	Uribe, Bowker, May 20 at AZ
.....		Huff, Uribe, June 13 vs. OAK
.....		Huff, Uribe, June 16 vs. BAL
.....		Schierholtz, Torres, July 4 at COL
.....		Burrell, Sandoval, Aug. 12 vs. CHC
.....		Renteria, Burrell, Sept. 4 at LAD
Back-to-Back-to Back Home Runs:.....		Huff, Posey, Sept. 16 vs. LAD
Grand Slams:.....	1	None
.....		Posey, July 7 at MIL
.....		Ishikawa, July 3 at COL
.....		Uribe, July 24 at AZ
.....		Burrell, Aug. 12 vs. CHC
.....		Guillen, Sept. 19 vs. MIL
.....		Uribe, Sept. 23 at CHC
Pinch Home Runs:.....	1	Ishikawa, April 7 at HOU
.....		Bowker, May 7 at NYM
.....		Schierholtz, July 4 at COL
.....		Rowand, July 26 vs. FLA
.....		Burrell, Sept. 4 at LAD
.....		Rowand, Oct. 1 vs. SD
Pinch Grand Slams:.....		None
Lead-off Home Runs:.....	1	Torres, July 9 at WSH
.....		Torres, July 7 at MIL
.....		Torres, Aug. 18 at PHI
Inside-The-Park Home Runs:.....	1	Huff, April 14 vs. PIT
.....		Torres, July 4 at COL
Walk-Off Home Runs:.....		None
Home Runs By Pitcher:.....		None
Extra Base Hits:.....	3	Torres, May 14 vs. HOU
RBI, Game:.....	6	Posey, July 7 at MIL
.....		Guillen, Sept. 19 vs. MIL
.....		Uribe, Sept. 23 at CHC
Totals Bases, Game:.....	10	Posey, July 7 at MIL
Walks, Game:.....	4	Uribe, May 9 at NYM
Strikeouts, Game:.....	4	Torres, Aug. 4 at COL
.....		Guillen, Sept. 4 at LAD
Steals, Game:.....	2 (5x), last	Torres, Aug. 11 vs. CHC
Hitting Streak:.....	21	Posey, July 4-28

**TEAM PITCHING**

Strikeouts, Game, SF:.....	20	May 4 at FLA
Strikeouts, Game, Opponents:.....	14 (2x), last	Aug. 4 at COL
Walks, Game, SF:.....	15	July 4 at COL
Walks, Game, Opponents:.....	11	May 9 at NYM
.....		Aug. 9 vs. CHC
Scoreless Innings Streak, SF:.....	31.0	Sept. 4 (5th)-Sept. 7 (6th)

**INDIVIDUAL PITCHING**

Strikeouts, Starter:.....	13	Lincecum, May 4 at FLA
Strikeouts, Reliever:.....	5 (2x), last	Runzler, June 27 vs. BOS
Strikeouts, Opponent:.....	10	Hamels, April 28 vs. PHI
.....		Jimenez, Sept. 1 vs. COL
Fewest Hits Allowed, CG, SF:.....	1	Cain, May 28 vs. AZ
Fewest Hits Allowed, CG, Opp:.....	1	Latos, May 13 vs. SD
.....		A. Sanchez, July 29 vs. FLA
Walks:.....	7 (2x), last	Sanchez, Sept. 10 at SD
Walks, Opponent:.....	7 (3x), last	Zambrano, Aug. 9 vs. CHC
Home Runs Allowed:.....	3 (5x), last	Bumgarner, Aug. 25 vs. CIN
Home Runs Allowed, Opponent:.....	3 (5x), last	Enright, Sept. 30 vs. AZ
Innings, Starter:.....	9.0 (4x), last	Cain, Sept. 26 at COL

Innings, Reliever: .....	3.0	Wellemeier, May 2 vs. COL
Fewest Innings, Starter:.....	2.0	Casilla, Aug. 10 vs. CHC
Scoreless Innings Streak, Starter:.....	17.0	Wellemeier, June 10 at CIN
Scoreless Innings Streak, Reliever: .....	15.1	Lincecum, April 11-23
Winning Streak:.....	6	Cain, May 22-June 2
Losing Streak:.....	9	Casilla, July 26-Aug. 22
		Casilla, July 10-Sept. 10
		Zito, July 21-Sept. 14

## Longest Winning/Losing Streaks and Days in First Place — 1900-2010

	WON	LOST	DAYS IN 1ST	LAST DAY IN 1ST		WON	LOST	DAYS IN 1ST	LAST DAY IN 1ST
1900	4	12	—	—	1955	6	6	—	—
1901	7	8	23	6/14	1956	5	8	2	4/18
1902	7	13	1	4/17	1957	5	6	—	—
1903	8	5	42	6/18	1958	6	6	34	7/29
1904	18	6	168	9/22	1959	4	5	79	9/19
1905	13	4	174	9/30*	1960	7	6	30	5/29
1906	10	4	25	5/27	1961	6	6	37	5/31
1907	17	7	25	5/29	1962	10	6	54	10/3*
1908	11	4	44	10/7	1963	9	7	47	6/24
1909	9	4	—	—	1964	5	6	36	7/15
1910	9	5	10	5/7	1965	14	4	21	9/27
1911	11	4	80	10/4*	1966	12	4	87	9/1
1912	16	4	151	9/26*	1967	7	6	—	—
1913	14	5	102	9/27*	1968	5	3	11	5/31
1914	6	6	100	9/7	1969	9	5	29	9/22
1915	5	7	2	4/15	1970	5	4	1	4/11
1916	26	8	—	—	1971	9	7	176	9/30*
1917	6	3	151	9/24*	1972	5	8	4	4/18
1918	9	6	51	6/5	1973	7	5	66	6/16
1919	7	4	76	7/31	1974	4	6	9	4/13
1920	6	5	—	—	1975	7	8	—	—
1921	10	6	32	9/28*	1976	5	7	4	4/24
1922	8	5	162	9/25*	1977	6	8	—	—
1923	11	6	174	9/28*	1978	8	7	93	8/15
1924	10	5	153	9/27*	1979	4	8	7	4/14
1925	8	6	75	8/1	1980	7	6	—	—
1926	7	6	11	4/29	1981	5	6	1	8/30
1927	10	6	19	5/20	1982	10	6	—	—
1928	9	8	32	8/21	1983	6	4	—	—
1929	6	5	7	4/25	1984	6	9	—	—
1930	9	5	28	5/17	1985	4	10	2	4/12
1931	8	4	5	5/29	1986	6	4	37	7/20
1932	6	7	—	—	1987	7	6	89	9/28*
1933	8	7	126	9/19*	1988	6	6	2	4/9
1934	5	5	127	9/28	1989	7	3	140	9/27*
1935	7	6	130	8/24	1990	9	6	—	—
1936	15	6	55	9/24*	1991	11	7	—	—
1937	8	5	50	9/30*	1992	5	9	32	6/1
1938	11	6	74	7/11	1993	7	8	152	10/2
1939	9	9	2	4/19	1994	9	6	43	5/15
1940	8	11	—	—	1995	4	5	12	6/7
1941	5	6	12	4/26	1996	4	10	—	—
1942	6	5	—	—	1997	9	4	137	9/27*
1943	4	7	—	—	1998	11	5	13	6/11
1944	7	13	11	4/28	1999	8	5	76	7/23
1945	8	6	58	6/16	2000	9	8	62	9/21*
1946	5	7	2	4/17	2001	9	4	23	5/15
1947	5	8	18	6/18	2002	8	4	33	5/15 (9/28)
1948	7	7	23	6/14	2003	9	6	182	9/17*
1949	7	6	23	6/6	2004	10	4	17	7/4
1950	9	7	—	—	2005	6	8	3	4/11
1951	16	11	7	10/3*	2006	5	9	20	7/22
1952	7	6	20	5/31	2007	8	8	1	4/26
1953	8	7	1	4/14	2008	5	6	—	—
1954	8	6	110	9/20*	2009	5	6	2	4/9
					2010	5	7	37	10/3*

\*date mathematically clinched pennant or division title; (l) denotes date mathematically clinched wild card

# 2010 Record Breakdown

Home 49-32	Road 43-38	Day 30-26	Night 62-44	Extra Inning 11-8	SHO 17-0	1-Run 28-24
Overall:.....	92-70	Home/Road:.....	49-32/43-38	Day/Night:.....	30-26/62-44	
Score 1st:.....	63-19	Lead After 5:.....	61-4	Lineups Used:.....	126	
Score Last:.....	29-51	Tied After 5:.....	19-9	Last At-bat:.....	20-15	
Opponent Above .500:.....	53-48	Trailing After 5:.....	12-57	Series Sweeps:.....	9-5	
Opponent Below .500:.....	39-22	Lead After 6:.....	66-6	Series (W-L-S):.....	29-19-4	
Losses After Leading:.....	22	Tied After 6:.....	13-7	2-Game Series:.....	0-1-2	
Walk-Off Games:.....	6-5	Trailing After 6:.....	13-57	3-Game Series:.....	24-16-0	
Comeback Wins:.....	37	Lead After 7:.....	72-5	4-Game Series:.....	5-2-2	
Score 4 or +:.....	69-12	Tied After 7:.....	12-6	Rubber Games:.....	11-5	
Score -4:.....	23-58	Trail After 7:.....	8-59	Getaway Day:.....	21-16	
Out-Hit Opp:.....	66-16	Lead After 8:.....	79-3	After Day Off:.....	11-7	
Out-Hit by Opp:.....	18-47	Tied After 8:.....	7-4	Sunday:.....	16-10	
Hits Equal:.....	8-7	Trail After 8:.....	6-63	Monday:.....	10-6	
Hits 10 or More:.....	49-14	Hit At Least 1 HR:.....	67-31	Tuesday:.....	16-9	
Commit No Errors:.....	72-37	Hit No Homers:.....	25-39	Wednesday:.....	11-14	
Commit Error:.....	20-33	April:.....	13-9	Thursday:.....	11-7	
vs. LH Starters:.....	24-20	May:.....	14-14	Friday:.....	15-11	
vs. RH Starters:.....	68-50	June:.....	13-14	Saturday:.....	13-13	
One-Run Games:.....	28-24	July:.....	20-8			
Two-Run Games:.....	13-15	August:.....	13-5			
Attendance:.....		September:.....	18-8			
Home:.....	3,037,443 (81 dates)	October:.....	1-2			
Road:.....	2,594,942 (81 dates)					

## RECORD BY STARTING POSITION

<b>C:</b>	Molina (28-27), Posey (46-29), Whiteside (18-14)
<b>1B:</b>	Huff (54-43), Ishikawa (16-9), Posey (16-14), Sandoval (6-4)
<b>2B:</b>	DeRosa (2-2), Downs (10-8), Fontenot (5-4), Sanchez (61-47), Uribe (13-9), Velez (1-0)
<b>3B:</b>	Fontenot (2-1), Sandoval (76-60), Rohlinger (2-0), Uribe (12-9)
<b>SS:</b>	Fontenot (2-1), Renteria (35-27), Rohlinger (1-0), Uribe (54-42)
<b>LF:</b>	Bowker (3-8), Burrell (47-39), DeRosa (15-6), Huff (16-8), Ross (2-1), Torres (8-5), Velez (1-3)
<b>CF:</b>	Ross (6-3), Rowand (45-31), Torres (39-34), Velez (2-2)
<b>RF:</b>	Bowker (5-2), Guillen (22-16), Huff (17-16), Ross (2-3), Schierholtz (24-17), Torres (22-16)
<b>P:</b>	Bumgarner (11-7), Cain (19-14), Lincecum (21-12), Martinez (0-1), Sanchez (21-12), Wellemeyer (4-7), Zito (16-17)
<b>DH:</b>	Burrell (1-1), Downs (0-1), Molina (0-1), Uribe (0-2)

## RECORD BY BATTING ORDER POSITION

<b>1st:</b>	Fontenot (2-1), Renteria (1-2), Ross (3-2), Rowand (22-17), Torres (61-43), Velez (3-5)
<b>2nd:</b>	Bowker (1-1), DeRosa (2-2), Downs (0-1), Fontenot (5-1), Posey (3-6), Renteria (17-13), F. Sanchez (56-39), Sandoval (1-1), Schierholtz (0-1), Torres (6-4), Uribe (0-1), Velez (1-0)
<b>3rd:</b>	Huff (57-41), Posey (4-1), F. Sanchez (1-2), Sandoval (30-25), Uribe (0-1)
<b>4th:</b>	Burrell (14-15), Guillen (1-0), Huff (20-20), Molina (8-6), Posey (35-19), Sandoval (3-3), Uribe (11-7)
<b>5th:</b>	Burrell (26-19), DeRosa (11-5), Guillen (9-10), Huff (8-5), Ishikawa (3-0), Molina (3-7), Posey (5-3), Renteria (0-1), Ross (1-0), Sandoval (8-5), Uribe (17-15), Whiteside (1-0)
<b>6th:</b>	Bowker (2-3), Burrell (7-6), DeRosa (2-0), Guillen (10-4), Huff (2-1), Ishikawa (3-4), Molina (12-5), Posey (10-6), Renteria (2-0), Ross (2-1), Rowand (1-1), Sandoval (15-19), Schierholtz (4-2), Uribe (20-18)
<b>7th:</b>	Bowker (5-3), Burrell (1-0), DeRosa (2-1), Downs (4-4), Fontenot (1-1), Guillen (2-2), Ishikawa (3-3), Molina (2-5), Posey (5-8), Renteria (7-4), Ross (2-0), Rowand (8-2), Sandoval (19-10), F. Sanchez (0-1), Schierholtz (7-5), Torres (0-3), Uribe (23-16), Whiteside (1-2)
<b>8th:</b>	Bowker (0-2), Downs (6-4), Fontenot (1-3), Ishikawa (7-2), Lincecum (0-1), Molina (3-4), Renteria (8-7), Rohlinger (3-0), Ross (2-4), Rowand (14-10), F. Sanchez (4-5), Sandoval (6-1), Schierholtz (13-9), Torres (2-4), Uribe (8-4), Whiteside (15-10)
<b>9th:</b>	Bumgarner (11-7), Bowker (0-1), Cain (19-12), Lincecum (21-11), Martinez (0-1), Molina (0-1), Rowand (0-1), Sanchez (20-11), Torres (0-1), Wellemeyer (4-7), Whiteside (1-2), Zito (16-15)

## GIANTS SCORING BY INNINGS

	1	2	3	4	5	6	7	8	9	Extra	Total
Giants	90	72	78	60	70	96	77	83	53	18	697
Opponent	69	71	61	64	77	52	61	73	43	12	583

# 2010 Giants Day-By-Day Record

#	Date	D/N	Opp	Winner	Loser	W/L	Score	Record	Pos.	GB	Club
1	4/5	N	at HOU	Lincecum (1-0)	Oswalt	W	5-2	1-0	T1st	-	AZ/COL
2	4/6	N	at HOU	Zito (1-0)	Rodriguez	W	3-0	2-0	1st	+1.0	AZ/COL/SD
3	4/7	D	at HOU	Affeldt (1-0)	Gervacio	W	10-4	3-0	1st	+1.0	AZ
	4/8	OFF DAY							1st	+1.0	AZ
4	4/9	D	ATL	Affeldt (2-0)	Medlen	W	5-4 (13)	4-0	1st	+1.0	AZ
5	4/10	N	ATL	Lowe	Wellemeyer (0-1)	L	2-7	4-1	1st	+1.0	AZ
6	4/11	D	ATL	Lincecum (2-0)	Kawakami	W	6-3	5-1	1st	+1.0	AZ
7	4/12	N	PIT	Zito (2-0)	Burres	W	9-3	6-1	1st	+1.5	AZ
8	4/13	N	PIT	Meek	Affeldt (2-1)	L	5-6	6-2	1st	+1.5	AZ/COL
9	4/14	D	PIT	J. Sanchez (1-0)	Morton	W	6-0	7-2	1st	+1.5	AZ/COL
	4/15	OFF DAY							1st	+2.0	AZ/COL
10	4/16	N	at LAD	Padilla	Wellemeyer (0-2)	L	8-10	7-3	1st	+2.0	AZ/COL/LA
11	4/17	D	at LAD	Lincecum (3-0)	Haeger	W	9-0	8-3	1st	+2.0	COL
12	4/18	D	at LAD	Troncoso	Romo (0-1)	L	1-2	8-4	1st	+2.0	COL/LA/SD
13	4/19	N	at SD	Stauffer	Affeldt (2-2)	L	2-3 (10)	8-5	1st	+1.0	SD
14	4/20	N	at SD	Latos	Sanchez (1-1)	L	0-1	8-6	T1st	-	SD
15	4/21	D	at SD	Garland	Wellemeyer (0-3)	L	2-5	8-7	2nd	-1.0	SD
	4/22	OFF DAY							2nd	-1.0	SD
16	4/23	N	STL	Lincecum (4-0)	Garcia	W	4-1	9-7	2nd	-1.0	SD
17	4/24	N	STL	Zito (3-0)	<b>WAINWRIGHT</b>	W	2-0	10-7	2nd	-1.0	SD
18	4/25	D	STL	Penny	Cain (0-1)	L	0-2	10-8	2nd	-1.0	SD
19	4/26	N	PHI	Sanchez (2-1)	Halladay	W	5-1	11-8	T1st	-	SD
20	4/27	N	PHI	Wellemeyer (1-3)	Moyer	W	6-2	12-8	T1st	-	SD
21	4/28	D	PHI	Madson	Romo (0-2)	L	6-7 (11)	12-9	2nd	-1.0	SD
	4/29	OFF DAY							2nd	-1.5	SD
22	4/30	N	COL	Zito (4-0)	Cook	W	5-2	13-9	2nd	-1.5	SD
23	5/1	D	COL	Cain (1-1)	Rogers	W	6-1	14-9	2nd	-0.5	SD
24	5/2	D	COL	Chacin	Sanchez (2-2)	L	1-4	14-10	2nd	-1.5	SD
	5/3	OFF DAY							2nd	-1.0	SD
25	5/4	N	at FLA	Runzler (1-0)	Badenhop	W	9-6 (12)	15-10	2nd	-1.0	SD
26	5/5	N	at FLA	Zito (5-0)	Robertson	W	3-2	16-10	T1st	-	SD
27	5/6	N	at FLA	Cain (2-1)	Nolasco	W	6-3	17-10	1st	+0.5	SD
28	5/7	N	at NYM	F. Rodriguez	Romo (0-3)	L	4-6	17-11	2nd	-0.5	SD
29	5/8	D	at NYM	Takahashi	Mota (0-1)	L	4-5(11)	17-12	2nd	-1.5	SD
30	5/9	D	at NYM	Romo (1-3)	Mejia	W	6-5	18-12	2nd	-0.5	SD
	5/10	OFF DAY							2nd	-0.5	SD
31	5/11	N	SD	Webb	Zito (5-1)	L	2-3	18-13	2nd	-1.5	SD
32	5/12	N	SD	Richard	Cain (2-2)	L	2-5	18-14	2nd	-2.5	SD
33	5/13	D	SD	<b>LATOS</b>	Sanchez (2-3)	L	0-1	18-15	2nd	-3.5	SD
34	5/14	N	HOU	Wellemeyer (2-3)	Paulino	W	8-2	19-15	2nd	-2.5	SD
35	5/15	D	HOU	Lincecum (5-0)	Oswalt	W	2-1	20-15	2nd	-1.5	SD
36	5/16	D	HOU	Zito (6-1)	<b>MYERS</b>	W	4-3	21-15	2nd	-0.5	SD
37	5/17	N	at SD	Richard	Cain (2-3)	L	1-3	21-16	2nd	-1.5	SD
38	5/18	N	at SD	Runzler (2-0)	Ramos	W	7-6(12)	22-16	2nd	-0.5	SD
39	5/19	N	at AZ	Kennedy	Wellemeyer (2-4)	L	1-13	22-17	2nd	-1.5	SD
40	5/20	N	at AZ	Heilman	Affeldt (2-3)	L	7-8	22-18	3rd	-1.5	SD
41	5/21	N	at OAK	Cahill	Zito (6-2)	L	1-6	22-19	3rd	-1.5	SD/LA
42	5/22	D	at OAK	Gonzalez	<b>CAIN</b> (2-4)	L	0-1	22-20	3rd	-2.5	SD/LA
43	5/23	D	at OAK	Wuertz	Sanchez (2-4)	L	0-3	22-21	3rd	-3.5	SD
	5/24	OFF DAY							3rd	-3.5	SD
44	5/25	N	WSH	Wellemeyer (3-4)	Hernandez	W	4-2	23-21	3rd	-3.5	SD
45	5/26	N	WSH	Atilano	Lincecum (5-1)	L	3-7	23-22	4th	-4.5	SD
46	5/27	D	WSH	Casilla (1-0)	Burnett	W	5-4	24-22	4th	-3.5	SD
47	5/28	N	AZ	<b>CAIN</b> (3-4)	Jackson	W	5-0	25-22	3rd	-2.5	SD
48	5/29	N	AZ	Sanchez (3-4)	Buckner	W	12-1	26-22	3rd	-2.5	SD
49	5/30	D	AZ	Wilson (1-0)	Rosa	W	6-5(10)	27-22	3rd	-2.5	SD
50	5/31	D	COL	<b>JIMENEZ</b>	Lincecum (5-2)	L	0-4	27-23	3rd	-3.5	SD
51	6/1	N	COL	Betancourt	Casilla (1-1)	L	1-2(11)	27-24	4th	-3.5	SD
52	6/2	N	COL	Cain (4-4)	Francis	W	4-1	28-24	3rd	-3.5	SD
	6/3	OFF DAY							3rd	-3.5	SD
53	6/4	N	at PIT	Sanchez (4-4)	Duke	W	6-4	29-24	3rd	-2.5	SD
54	6/5	N	at PIT	Maholm	Wellemeyer (3-5)	L	3-6	29-25	3rd	-2.5	SD
55	6/6	D	at PIT	Wilson (2-0)	Dotel	W	6-5(10)	30-25	3rd	-2.5	SD
56	6/7	N	at CIN	Romo (2-3)	Herrera	W	6-5	31-25	3rd	-2.5	SD
57	6/8	N	at CIN	<b>CAIN</b> (5-4)	LeCure	W	3-0	32-25	3rd	-2.0	LA
58	6/9	N	at CIN	Harang	Sanchez (4-5)	L	3-6	32-26	3rd	-3.0	LA
59	6/10	D	at CIN	Rhodes	Mota (0-2)	L	6-7	32-27	3rd	-3.5	LA
60	6/11	N	OAK	Lincecum (6-2)	Gonzalez	W	6-2	33-27	3rd	-2.5	LA
61	6/12	N	OAK	Zito (7-2)	Sheets	W	5-4	34-27	3rd	-2.5	SD

#	Date	D/N	Opp	Winner	Loser	W/L	Score	Record	Pos.	GB	Club
62	6/13	D	OAK	Cain (6-4)	Mazzaro	W	6-2	35-27	3rd	-1.5	SD
63	6/14	N	BAL	Sanchez (5-5)	Tillman	W	10-2	36-27	T2nd	-0.5	SD
64	6/15	N	BAL	Arrieta	Martinez (0-1)	L	1-4	36-28	3rd	-1.5	SD
65	6/16	D	BAL	Lincecum (7-2)	Guthrie	W	6-3	37-28	3rd	-0.5	SD
	6/17	OFF DAY							3rd	-0.5	LA/SD
66	6/18	N	at TOR	Downs	ZITO (7-3)	L	2-3	37-29	3rd	-1.5	SD
67	6/19	D	at TOR	Camp	Cain (6-5)	L	0-3	37-30	3rd	-1.5	SD
68	6/20	D	at TOR	Bautista (1-0)	Tallet	W	9-6	38-30	2nd	-1.5	SD
	6/21	OFF DAY							2nd	-1.5	SD
69	6/22	N	at HOU	Lincecum (8-2)	Oswalt	W	3-1	39-30	2nd	-1.5	SD
70	6/23	N	at HOU	Myers	Zito (7-4)	L	3-6	39-31	2nd	-2.5	SD
71	6/24	D	at HOU	Rodriguez	Cain (6-6)	L	5-7	39-32	2nd	-2.5	SD
72	6/25	N	BOS	Sanchez (6-5)	Wakefield	W	5-4	40-32	2nd	-2.5	SD
73	6/26	N	BOS	Atchison	Bumgarner (0-1)	L	2-4	40-33	2nd	-3.5	SD
74	6/27	D	BOS	<b>LESTER</b>	Lincecum (8-3)	L	1-5	40-34	2nd	-4.5	SD
75	6/28	N	LAD	Weaver	Casilla (1-2)	L	2-4	40-35	3rd	-4.5	SD
76	6/29	N	LAD	Ely	Cain (6-7)	L	2-4	40-36	4th	-4.5	SD
77	6/30	D	LAD	Padilla	Sanchez (6-6)	L	2-8	40-37	4th	-5.5	SD
78	7/1	N	at COL	Cook	Bumgarner (0-2)	L	3-7	40-38	4th	-5.5	SD
79	7/2	N	at COL	Chacin	Lincecum (8-4)	L	3-6	40-39	4th	-6.5	SD
80	7/3	N	at COL	Bautista (2-0)	Corpas	W	11-8	41-39	4th	-6.5	SD
81	7/4	D	at COL	Flores	Mota (0-3)	L	3-4(15)	41-40	4th	-7.5	SD
82	7/5	D	at MIL	Sanchez (7-6)	Loe	W	6-1	42-40	4th	-7.0	SD
83	7/6	N	at MIL	Bumgarner (1-2)	Wolf	W	6-1	43-40	4th	-6.0	SD
84	7/7	N	at MIL	Lincecum (9-4)	Narveson	W	15-2	44-40	4th	-5.0	SD
85	7/8	D	at MIL	Runzler (3-0)	Parra	W	9-3	45-40	4th	-5.0	SD
86	7/9	N	at WSH	Strasburg	Cain (6-8)	L	1-8	45-41	4th	-5.0	SD
87	7/10	N	at WSH	Casilla (2-2)	Clippard	W	10-5	46-41	4th	-4.0	SD
88	7/11	D	at WSH	Bumgarner (2-2)	Hernandez	W	6-2	47-41	4th	-4.0	SD
	7/12	ALL-STAR BREAK									
	7/13	ALL-STAR GAME IN ANAHEIM									
	7/14	ALL-STAR BREAK									

## ALL-STAR BREAK 2010 RECORD: 47-41

#	Date	D/N	Opp	Winner	Loser	W/L	Score	Record	Pos.	GB	Club
89	7/15	N	NYM	<b>LINCECUM</b> (10-4)	Dickey	W	2-0	48-41	4th	-3.5	SD
90	7/16	N	NYM	Zito (8-4)	Niese	W	1-0	49-41	T3rd	-3.5	SD
91	7/17	N	NYM	Cain (7-8)	Takahashi	W	8-4	50-41	2nd	-3.5	SD
92	7/18	D	NYM	Rodriguez	Wilson (2-1)	L	3-4	50-42	3rd	-4.5	SD
93	7/19	N	at LAD	Bumgarner (3-2)	McDonald	W	5-2	51-42	2nd	-4.0	SD
94	7/20	N	at LAD	Casilla (3-2)	Broxton	W	7-5	52-42	2nd	-3.0	SD
95	7/21	N	at LAD	<b>BILLINGSLEY</b>	Zito (8-5)	L	0-2	52-43	2nd	-4.0	SD
96	7/22	N	at AZ	Cain (8-8)	Lopez	W	3-0	53-43	2nd	-3.0	SD
97	7/23	N	at AZ	Ray (1-0)	Jackson	W	7-4	54-43	2nd	-3.0	SD
98	7/24	N	at AZ	Bumgarner (4-2)	Kennedy	W	10-4	55-43	2nd	-3.0	SD
99	7/25	D	at AZ	Romo (3-3)	Vasquez	W	3-2(10)	56-43	2nd	-3.0	SD
100	7/26	N	FLA	Nolasco	Zito (8-6)	L	3-4	56-44	2nd	-3.5	SD
101	7/27	N	FLA	Romo (4-3)	Sanchez	W	6-4	57-44	2nd	-2.5	SD
102	7/28	D	FLA	Ray (2-0)	Hensley	W	10-9(10)	58-44	2nd	-2.5	SD
103	7/29	D	FLA	<b>A.SANCHEZ</b>	Bumgarner (4-3)	L	0-5	58-45	2nd	-3.5	SD
104	7/30	N	LAD	Lincecum (11-4)	Monasterios	W	6-5	59-45	2nd	-2.5	SD
105	7/31	D	LAD	Mota (1-3)	Broxton	W	2-1	60-45	2nd	-1.5	SD
106	8/1	N	LAD	Cain (9-8)	Kershaw	W	2-0	61-45	2nd	-1.5	SD
	8/2	OFF DAY							2nd	-2.0	SD
107	8/3	N	at COL	Sanchez (8-6)	Cook	W	10-0	62-45	2nd	-1.0	SD
108	8/4	D	at COL	Jimenez	Bumgarner (4-4)	L	1-6	62-46	2nd	-1.0	SD
109	8/5	N	at ATL	Jurrjens	Lincecum (11-5)	L	2-3	62-47	2nd	-2.0	SD
110	8/6	N	at ATL	Lopez (3-2)	Moylan	W	3-2(11)	63-47	2nd	-1.0	SD
111	8/7	N	at ATL	Hudson	Cain (9-9)	L	0-3	63-48	2nd	-1.0	SD
112	8/8	D	at ATL	Lowe	Sanchez (8-7)	L	3-6	63-49	2nd	-2.0	SD
113	8/9	N	CHI	Ray (3-0)	Mateo	W	4-3(11)	64-49	2nd	-1.5	SD
114	8/10	N	CHI	Dempster	Lincecum (11-6)	L	6-8	64-50	2nd	-2.5	SD
115	8/11	N	CHI	Romo (5-3)	Berg	W	5-4	65-50	2nd	-2.5	SD
116	8/12	D	CHI	Wilson (3-1)	Cashner	W	8-7	66-50	2nd	-2.5	SD
117	8/13	N	SD	Richard	Sanchez (8-8)	L	2-3	66-51	2nd	-3.5	SD
118	8/14	D	SD	Casilla (4-2)	Stauffer	W	3-2(11)	67-51	2nd	-2.5	SD
119	8/15	D	SD	LeBlanc	Lincecum (11-7)	L	2-8	67-52	2nd	-3.5	SD
	8/16	OFF DAY							2nd	-4.0	SD
120	8/17	N	at PHI	Oswalt	Zito (8-7)	L	3-9	67-53	2nd	-5.0	SD
121	8/18	N	at PHI	Blanton	Cain (9-10)	L	2-8	67-54	2nd	-6.0	SD
122	8/19	N	at PHI	Sanchez (9-8)	Hamels	W	5-2	68-54	2nd	-6.0	SD
123	8/20	N	at STL	Bumgarner (5-4)	Westbrook	W	6-3	69-54	2nd	-5.0	SD

#	Date	D/N	Opp	Winner	Loser	W/L	Score	Record	Pos.	GB	Club
124	8/21	N	at STL	Carpenter	Lincecum (11-8)	L	1-5	69-55	2nd	-5.0	SD
125	8/22	D	at STL	<b>GARCIA</b>	Zito (8-8)	L	0-9	69-56	2nd	-6.0	SD
126	8/23	N	CIN	Cain (10-10)	Volquez	W	11-2	70-56	2nd	-5.5	SD
127	8/24	N	CIN	Casilla (5-2)	Wood	W	16-5	71-56	2nd	-5.5	SD
128	8/25	D	CIN	Cordero	Zito (8-9)	L	11-12(12)	71-57	2nd	-6.5	SD
	8/26	OFF DAY							2nd	-6.0	SD
129	8/27	N	AZ	Enright	Lincecum (11-9)	L	0-6	71-58	2nd	-6.0	SD
130	8/28	N	AZ	Hudson	Zito (8-10)	L	3-11	71-59	2nd	-6.0	SD
131	8/29	D	AZ	Affeldt (3-3)	Vasquez	W	9-7	72-59	2nd	-5.0	SD
132	8/30	N	COL	Betancourt	Wilson (3-2)	L	1-2	72-60	2nd	-5.0	SD
133	8/31	N	COL	Affeldt (4-3)	Belisle	W	5-2	73-60	2nd	-4.0	SD
134	9/1	N	COL	Lincecum (12-9)	<b>JIMENEZ</b>	W	2-1	74-60	2nd	-3.0	SD
	9/2	OFF DAY							2nd	-3.0	SD
135	9/3	N	at LAD	Billingsley	Zito (8-11)	L	2-4	74-61	2nd	-3.0	SD
136	9/4	N	at LAD	Lopez (4-2)	Broxton	W	5-4	75-61	2nd	-2.0	SD
137	9/5	N	at LAD	Sanchez (10-8)	Kuroda	W	3-0	76-61	2nd	-1.0	SD
138	9/6	D	at AZ	Casilla (6-2)	Heilman	W	2-0	77-61	2nd	-1.0	SD
139	9/7	N	at AZ	Lincecum (13-9)	Enright	W	6-3	78-61	2nd	-1.0	SD
140	9/8	N	at AZ	Hudson	Zito (8-12)	L	1-3	78-62	2nd	-2.0	SD
141	9/9	N	at SD	Cain (11-10)	Garland	W	7-3	79-62	2nd	-1.0	SD
142	9/10	N	at SD	Casilla (7-2)	Richard	W	1-0	80-62	T1st	-	SD
143	9/11	D	at SD	Stauffer	Bumgarner (5-5)	L	0-1	80-63	2nd	-1.0	SD
144	9/12	D	at SD	Lincecum (14-9)	Latos	W	6-1	81-63	T1st	-	SD
	9/13	OFF DAY						81-63	2nd	-0.5	SD
145	9/14	N	LAD	<b>KERSHAW</b>	Zito (8-13)	L	0-1	81-64	2nd	-1.5	SD
146	9/15	N	LAD	Cain (12-10)	Billingsley	W	2-1	82-64	2nd	-0.5	SD
147	9/16	N	LAD	Sanchez (11-8)	Lilly	W	10-2	83-64	1st	+0.5	SD
148	9/17	N	MIL	WOLF	Bumgarner (5-6)	L	0-3	83-65	1st	+0.5	SD
149	9/18	N	MIL	Gallardo	Lincecum (14-10)	L	1-2	83-66	2nd	-0.5	SD
150	9/19	D	MIL	Zito (9-13)	Narveson	W	9-2	84-66	1st	+0.5	SD
	9/20	OFF DAY							1st	+0.5	SD
151	9/21	N	at CHI	Ramirez (1-0)	Cashner	W	1-0	85-66	1st	+0.5	SD
152	9/22	N	at CHI	Wells	Sanchez (11-9)	L	0-2	85-67	2nd	-0.5	SD
153	9/23	N	at CHI	Bumgarner (6-6)	Dempster	W	13-0	86-67	1st	+0.5	SD
154	9/24	N	at COL	Lincecum (15-10)	Chacin	W	2-1	87-67	1st	+0.5	SD
155	9/25	N	at COL	Street	Wilson (3-3)	L	9-10(10)	87-68	2nd	-0.5	SD
156	9/26	D	at COL	<b>CAIN</b> (13-10)	De La Rosa	W	4-2	88-68	1st	+0.5	SD
	9/27	OFF DAY							1st	+1.0	SD
157	9/28	N	AZ	Sanchez (12-9)	Lopez	W	4-2	89-68	1st	+2.0	SD
158	9/29	N	AZ	Lincecum(16-10)	Kennedy	W	3-1	90-68	1st	+2.0	SD
159	9/30	D	AZ	Bumgarner (7-6)	Enright	W	4-1	91-68	1st	+3.0	SD
160	10/1	N	SD	Richard	Cain (13-11)	L	4-6	91-69	1st	+2.0	SD
161	10/2	N	SD	Stauffer	Zito (9-14)	L	2-4	91-70	1st	+1.0	SD
162	10/3	D	SD	Sanchez (13-9)	Latos	W	3-0	92-70	1st	+2.0	SD

## FINAL 2010 RECORD: 92-70

\*Bold denotes complete game

# 2010-11 Player Transactions

## January

- 1 DeRosa, Mark** Signed as Free Agent.
- 5 Uribe, Juan** Signed as Free Agent.
- Bocock, Brian** Designated for Assignment.
- 7 Bocock, Brian** Claimed off Waivers.
- 10 Matos, Osiris** Signed to Minor League Contract.
- 12 Cameron, Kevin** Signed to Minor League Contract.
- 13 Valdez, Merkin** Designated for Assignment.
- 20 Valdez, Merkin** Traded to Toronto (cash considerations).

## February

- 2 Mota, Guillermo** Signed to Minor League Contract.
- 11 Wellemeyer, Todd** Signed to Minor League Contract.
- 16 Johnson, Steven** Return of Rule 5 Selection and transferred back to Baltimore.
- Pill, Brett** Optioned to double-A Richmond.
- 17 Gillaspie, Conor** Optioned to double-A Richmond.
- 22 Bumgarner, Madison** Optioned to triple-A Fresno.
- Martinez, Joe** Optioned to triple-A Fresno.

## March

- 26 Burris, Emmanuel** Placed on 15-day DL (w/lt fractured foot).
- Ford, Darren** Optioned to double-A Richmond.
- Peguero, Francisco** Optioned to Class-A Advanced San Jose.
- Sanchez, Freddy** Placed on 15-day DL (Recovery from left shoulder).
- Frandsen, Kevin** Traded to Red Sox (for future consideration).
- 27 Lewis, Fred** Placed 15-day DL (w/lt intercostal-strain).

## April

- 2 Downs, Matt** Optioned to triple-A Fresno.
- Hinshaw, Alex** Optioned to triple-A Fresno.
- Posey, Buster** Optioned to triple-A Fresno.
- Pucetas, Kevin** Optioned to triple-A Fresno.
- Rohlinger, Ryan** Optioned to triple-A Fresno.
- Sosa, Henry** Optioned to triple-A Fresno.
- 4 Mota, Guillermo** Selection to Major League Roster.
- Wellemeyer, Todd** Selection to Major League Roster.

## 2010 OPENING DAY ROSTER

(April 5 at Houston)

**Pitchers** (12): Jeremy Affeldt, Matt Cain, Waldis Joaquin, Tim Lincecum, Brandon Medders, Guillermo Mota, Sergio Romo, Dan Runzler, Jonathan Sanchez, Todd Wellemeyer, Brian Wilson, Barry Zito

**Catchers** (2): Bengie Molina, Eli Whiteside

**Infielders** (5): Aubrey Huff, Travis Ishikawa, Edgar Renteria, Pablo Sandoval, Juan Uribe

**Outfielders** (6): John Bowker, Mark DeRosa, Aaron Rowand, Nate Schierholtz, Andres Torres, Eugenio Velez

- 15 Lewis, Fred** Traded to Toronto for cash or PTBNL.
- 18 Rowand, Aaron** Placed on 15-day DL (w/lt fractured cheek).
- Downs, Matt** Recalled from triple-A Fresno.

## May

- 1 Joaquin, Waldis** Optioned to triple-A Fresno.
- 2 Rowand, Aaron** Reinstated from 15-day DL.
- 7 Renteria, Edgar** Placed on 15-day DL (w/groin strain).
- Rohlinger, Ryan** Recalled from triple-A Fresno.
- Velez, Eugenio** Optioned to triple-A Fresno.
- Bautista, Denny** Contract Purchased from triple-A Fresno.
- 17 DeRosa, Mark** Placed on 15-day DL (w/lt wrist neuritis).
- Velez, Eugenio** Recalled from triple-A Fresno.
- 19 Sanchez, Freddy** Reinstated from 15-day DL.
- Velez, Eugenio** Optioned to triple-A Fresno.
- 21 Medders, Brandon** Placed on 15-day DL (w/rt knee inflammation).
- Casilla, Santiago** Contract Purchased from triple-A Fresno.
- 22 Renteria, Edgar** Reinstated from 15-day DL.
- Rohlinger, Ryan** Optioned to triple-A Fresno.
- 26 Rohlinger, Ryan** Recalled from triple-A Fresno.
- Renteria, Edgar** Placed on 15-day DL (w/rt-hamstring strain).
- 27 Joaquin, Waldis** Recalled from triple-A Fresno.
- Downs, Matt** Optioned to triple-A Fresno.
- 29 Posey, Buster** Recalled from triple-A Fresno.
- Joaquin, Waldis** Optioned to triple-A Fresno.
- 31 Rohlinger, Ryan** Placed on 15-day DL (w/lt hamstring strain).
- Downs, Matt** Recalled from triple-A Fresno.

## June

- 2 Bowker, John** Optioned to triple-A Fresno.
- 4 Burrell, Pat** Contract Purchased from triple-A Fresno.
- 11 Wellemeyer, Todd** Placed on 15-day DL (w/rt strained quad).
- Martinez, Joe** Recalled from triple-A Fresno.
- 16 Renteria, Edgar** Reinstated from 15-day DL.
- Downs, Matt** Optioned to triple-A Fresno.
- 26 Bumgarner, Madison** Recalled from triple-A Fresno.
- Martinez, Joe** Optioned to triple-A Fresno.

## July

- 1 Ray, Chris** Acquired by Giants from Texas in exchange for C Bengie Molina.
- 9 Runzler, Dan** Placed on 15-day DL (w/dislocated left patella).
- Martinez, Joe** Recalled from triple-A.
- 19 Velez, Eugenio** Recalled from triple-A Fresno.
- Martinez, Joe** Optioned to triple-A Fresno.
- 24 Affeldt, Jeremy** Placed on 15-day DL (strained lf oblique).
- Martinez, Joe** Recalled from triple-A Fresno.
- 25 Velez, Eugenio** Placed on 15-day DL (w/concussion).
- Rohlinger, Ryan** Recalled from triple-A Fresno.
- 31 Lopez, Javier** Acquired by Giants from Pittsburgh

in exchange for RHP Joe Martinez and OF John Bowker.

**Ramirez, Ramon** Acquired by Giants from Boston for RHP Daniel Turpen.

### August

- 1 Rohlinger, Ryan** Optioned to triple-A Fresno.
- 3 Ramirez, Ramon** Added to 25-man roster.
- 5 Bautista, Denny** Designated for Assignment.  
**Wellemeyer, Todd** Returned from rehab assignment and reinstated from 15-day DL.
- 9 Wellemeyer, Todd** Designated for Assignment.  
**Burriss, Emmanuel** Recalled from triple-A Fresno.
- 11 Fontenot, Mike** Acquired by Giants from Chicago-NL for OF Evan Crawford.
- Renteria, Edgar** Placed on 15-day DL (w/lt bicept strain).
- Velez, Eugenio** Optioned to triple-A Fresno.
- 13 Guillen, Jose** Acquired by Giants from KC for RHP Kevin Pucetas.  
**Burriss, Emmanuel** Optioned to triple-A Fresno.
- 18 Affeldt, Jeremy** Reinstated from 15-day DL.  
**Ray, Chris** Placed on 15-day DL (w/rt intercostal strain).
- 22 Downs, Matt** Designated for Assignment.  
**Ross, Cody** Claimed off Waivers from Florida.  
**Mota, Guillermo** Placed on 15-day DL (w/ IT Band Syndrome).

### September

- 1 Ford, Darren** Recalled from double-A Richmond.  
**Renteria, Edgar** Reinstated from 15-day DL.
- Runzler, Dan** Reinstated from 15-day DL.
- 3 Ray, Chris** Reinstated from 15-day DL.
- 7 Burriss, Emmanuel** Recalled from triple-A Fresno.  
**Mota, Guillermo** Reinstated from 15-day DL.
- Velez, Eugenio** Recalled from triple-A Fresno.
- 9 Rohlinger, Ryan** Recalled from triple-A Fresno.

### October

## NL DIVISION SERIES ROSTER

(October 7 vs. Atlanta)

**Pitchers** (11): Jeremy Affeldt, Madison Bumgarner, Matt Cain, Santiago Casilla, Tim Lincecum, Javier Lopez, Guillermo Mota, Ramon Ramirez, Sergio Romo, Jonathan Sanchez, Brian Wilson

**Catchers** (2): Buster Posey, Eli Whiteside

**Infielders** (7): Mike Fontenot, Aubrey Huff, Travis Ishikawa, Edgar Renteria, Freddy Sanchez, Pablo Sandoval, Juan Uribe

**Outfielders** (5): Pat Burrell, Cody Ross, Aaron Rowand, Nate Schierholtz, Andres Torres

## NL CHAMPIONSHIP SERIES ROSTER

(October 16 vs. Philadelphia)

**Pitchers** (11): Jeremy Affeldt, Madison Bumgarner, Matt Cain, Santiago Casilla, Tim Lincecum, Javier Lopez, Guillermo Mota, Ramon Ramirez, Sergio Romo, Jonathan Sanchez, Brian Wilson

**Catchers** (2): Buster Posey, Eli Whiteside

**Infielders** (7): Mike Fontenot, Aubrey Huff, Travis

Ishikawa, Edgar Renteria, Freddy Sanchez, Pablo Sandoval, Juan Uribe

**Outfielders** (5): Pat Burrell, Cody Ross, Aaron Rowand, Nate Schierholtz, Andres Torres

## WORLD SERIES ROSTER

(October 27 vs. Texas)

**Pitchers** (11): Jeremy Affeldt, Madison Bumgarner, Matt Cain, Santiago Casilla, Tim Lincecum, Javier Lopez, Guillermo Mota, Ramon Ramirez, Sergio Romo, Jonathan Sanchez, Brian Wilson

**Catchers** (2): Buster Posey, Eli Whiteside

**Infielders** (7): Mike Fontenot, Aubrey Huff, Travis Ishikawa, Edgar Renteria, Freddy Sanchez, Pablo Sandoval, Juan Uribe

**Outfielders** (5): Pat Burrell, Cody Ross, Aaron Rowand, Nate Schierholtz, Andres Torres

### November

- 9 DeRosa, Mark** Removed from 60-day DL.
- 17 Adrianza, Ehire** Purchased from Minors.  
**Neal, Thomas** Purchased from Minors.
- 18 Joaquin, Waldis** Released.  
**Casilla, Jose** Purchased from Minors.  
**Edlefsen, Steve** Purchased from Minors.
- 19 Pill, Brett** Outright to Minors.  
**Tanner, Clayton** Purchased from Minors.
- 23 Huff, Aubrey** Signed as Free Agent.

### December

- 2 Tejada, Miguel** Signed as Free Agent.  
**Fonot, Mike** Signed (avoids arbitration).
- 5 Burrell, Pat** Signed as Free Agent.
- 11 Joaquin, Waldis** Signed to Minor League Contract.
- 20 Mota, Guillermo** Signed to Minor League Contract.

### January

- 14 Vogelsong, Ryan** Signed to Minor League Contract.  
**Stewart, Chris** Signed to Minor League Contract.  
**Loux, Shane** Signed to Minor League Contract.  
**Evans, Terry** Signed to Minor League Contract.  
**Eldred, Brad** Signed to Minor League Contract.  
**Daigle, Casey** Signed to Minor League Contract.
- 18 Sanchez, Jonathan** Signed (avoids arbitration).  
**Ross, Cody** Signed (avoids arbitration).  
**Ramirez, Ramon** Signed (avoids arbitration).  
**Casilla, Santiago** Signed (avoids arbitration).
- 20 Lopez, Javier** Signed (avoids arbitration).
- 22 Torres, Andres** Signed (avoids arbitration).
- 24 Kroon, Marc** Signed to Minor League Contract.
- 31 Banks, Josh** Signed to Minor League Contract.

## 2010 Disabled/Bereavement List

Player	Injury	Date	Games Missed	SF's W-L
DeRosa	Left wrist neuritis (60-day)	5/7-7/15	133	77-56
Mota	IT Band Syndrome (15-day)	8/23-9/7	13	8-5
Affeldt	Left oblique strain (15-day)	7/24-8/18	23	13-10
Burriss	Left foot fracture (60-day)	4/4-6/25	72	40-32
Medders	Right knee inflammation (15-day)	5/21-6/4	14	6-8
Ray	Right intercostal strain (15-day)	8/18-9/3	14	7-7
Renteria	Right Groin Strain (15-day)	5/7-5/22	14	5-9
Renteria	Right hamstring strain (15-day)	5/26-6/16	20	13-7
Renteria	Left Biceps Strain (15-day)	8/11-9/1	19	9-10
Rohlinger	Left hamstring strain (15-day)	5/31-6/30	28	13-15
Rowand	Left cheek fracture (15-day)	4/18-5/2	13	7-6
Runzler	Dislocated left patella (15-day)	7/9-9/1	48	28-20
F. Sanchez	Recovering from left shoulder surgery (15-day)	4/4-5/19	38	22-16
Velez	Head contusion and concussion (15-day)	7/24-8/11	17	10-7
Wellemeier	Right Quad Strain (15-day)	6/11-8/5	49	30-19
<b>Team</b>			<b>155</b>	

## Giants Big Home Run Games

### 4 Home Runs in a Game (1)

April 30, 1961 at Milwaukee-NL.....Willie Mays

### 3 Home Runs in a Game (25)

May 9, 1888 at Indianapolis.....Roger Conner  
 Sept. 17, 1923 at Chicago-NL.....George Kelly\*  
 June 14, 1924 vs. Cincinnati.....George Kelly  
 Aug. 21, 1930 vs. Boston-NL (2nd game).....Mel Ott\*  
 Aug. 13, 1932 vs. Brooklyn (1st game).....Bill Terry  
 April 24, 1947 vs. Boston-NL.....Johnny Mize  
 July 18, 1947 vs. Cincinnati.....Willard Marshall\*  
 June 24, 1950 vs. Cincinnati.....Wes Westrum  
 Sept. 1, 1951 vs. Brooklyn.....Don Mueller  
 Aug. 26, 1953 vs. St. Louis.....Dusty Rhodes\*  
 June 3, 1954 at St. Louis.....Hank Thompson  
 July 28, 1954 vs. St. Louis.....Dusty Rhodes  
 June 29, 1961 at Philadelphia (1st game).....Willie Mays  
 June 2, 1963 at St. Louis.....Willie Mays  
 Sept. 22, 1963 vs. New York-NL.....Willie McCovey\*  
 April 22, 1964 at Milwaukee-NL.....Willie McCovey\*  
 Sept. 17, 1966 at New York-NL.....Willie McCovey  
 Sept. 25, 1976 vs. Houston.....Gary Matthews  
 June 15, 1983 vs. Houston.....Darrell Evans  
 May 25, 1990 at Pittsburgh.....Kevin Mitchell\*  
 Aug. 2, 1994 vs. Cincinnati.....Barry Bonds  
 May 19, 2001 at Atlanta.....Barry Bonds  
 Sept. 9, 2001 at Colorado.....Barry Bonds  
 Aug. 27, 2002 at Colorado.....Barry Bonds  
 Aug. 13, 2004 at Philadelphia.....J.T. Snow

\*consecutive at-bats

# 2010 Home Attendance

#	Date	Day	D/N	Opponent	Attendance	Series	Season
1	4/9	Fri.	D	Atlanta	*42,940		42,940
2	4/10	Sat.	N	Atlanta	*42,985		85,925
3	4/11	Sun.	D	Atlanta	38,062	123,987	123,987
4	4/12	Mon.	N	Pittsburgh	26,011		149,998
5	4/13	Tues.	N	Pittsburgh	28,030		178,028
6	4/14	Wed.	D	Pittsburgh	29,028	83,069	207,056
7	4/23	Fri.	N	St. Louis	*42,860		249,916
8	4/24	Sat.	N	St. Louis	*41,795		291,701
9	4/25	Sun.	D	St. Louis	40,230	124,885	331,931
10	4/26	Mon.	N	Philadelphia	30,035		361,966
11	4/27	Tues.	N	Philadelphia	31,792		393,758
12	4/28	Wed.	D	Philadelphia	32,369	94,196	426,127
13	4/30	Fri.	N	Colorado	37,144		463,271
14	5/1	Sat.	D	Colorado	39,211		502,482
15	5/2	Sun.	D	Colorado	*41,831	118,186	544,313
16	5/1	Tues.	N	San Diego	33,249		577,562
17	5/12	Wed.	N	San Diego	30,924		608,486
18	5/13	Thurs.	D	San Diego	32,861	97,034	641,347
19	5/14	Fri.	N	Houston	38,650		679,997
20	5/15	Sat.	D	Houston	40,060		720,057
21	5/16	Sun.	D	Houston	40,582	119,292	760,639
22	5/25	Tues.	N	Washington	27,981		788,620
23	5/26	Wed.	N	Washington	30,230		818,850
24	5/27	Thurs.	N	Washington	28,251	86,462	847,101
25	5/28	Fri.	N	Arizona	31,495		878,596
26	5/29	Sat.	N	Arizona	37,400		913,996
27	5/30	Sun.	D	Arizona	*41,394	110,289	957,390
28	5/31	Mon.	N	Colorado	*42,465		999,885
29	6/1	Tues.	N	Colorado	31,198		1,031,053
30	6/2	Wed.	N	Colorado	30,687	104,350	1,061,750
31	6/11	Fri.	N	Oakland	*41,817		1,103,367
32	6/12	Sat.	N	Oakland	36,861		1,140,428
33	6/13	Sun.	D	Oakland	39,187	117,865	1,178,615
34	6/14	Mon.	N	Baltimore	33,822		1,213,437
35	6/15	Tues.	N	Baltimore	35,498		1,248,935
36	6/16	Wed.	D	Baltimore	38,485	107,805	1,287,420
37	6/25	Fri.	N	Boston	*41,182		1,328,602
38	6/26	Sat.	D	Boston	*42,178		1,370,780
39	6/27	Sun.	D	Boston	*41,528	124,888	1,412,308
40	6/28	Mon.	N	Los Angeles-NL	34,626		1,446,934
41	6/29	Tues.	N	Los Angeles-NL	35,289		1,482,223
42	6/30	Wed.	D	Los Angeles-NL	39,962	109,877	1,522,185
43	7/15	Thurs.	N	New York-NL	38,416		1,560,601
44	7/16	Fri.	N	New York-NL	*41,869		1,602,470
45	7/17	Sat.	N	New York-NL	*42,599		1,645,069
46	7/18	Sun.	D	New York-NL	37,326	160,210	1,682,395
47	7/26	Mon.	N	Florida	37,677		1,720,072
48	7/27	Tues.	N	Florida	38,904		1,758,976
49	7/28	Wed.	N	Florida	35,945		1,794,921
50	7/29	Thurs.	D	Florida	*41,152	153,678	1,836,073
51	7/30	Fri.	N	Los Angeles-NL	*42,847		1,878,920
52	7/31	Sat.	D	Los Angeles-NL	*42,882		1,921,802
53	8/1	Sun.	N	Los Angeles-NL	*42,922	128,651	1,964,724
54	8/9	Mon.	N	Chicago-NL	*41,943		2,006,667
55	8/10	Tues.	N	Chicago-NL	35,389		2,042,056
56	8/11	Wed.	N	Chicago-NL	36,139		2,078,195
57	8/12	Thurs.	D	Chicago-NL	*40,872	154,343	2,119,067
58	8/13	Fri.	N	San Diego	*42,722		2,161,789
59	8/14	Sat.	D	San Diego	*42,293		2,204,082
60	8/15	Sun.	D	San Diego	*42,834	127,849	2,246,916
61	8/23	Mon.	N	Cincinnati	32,698		2,279,614
62	8/24	Tues.	N	Cincinnati	36,104		2,315,718
63	8/25	Wed.	D	Cincinnati	36,310	105,112	2,352,028
64	8/27	Fri.	N	Arizona	38,013		2,390,041
65	8/28	Sat.	N	Arizona	*41,250		2,431,291
66	8/29	Sun.	D	Arizona	38,735	117,998	2,470,026
67	8/30	Mon.	N	Colorado	30,224		2,500,250
68	8/31	Tues.	N	Colorado	31,099		2,531,349
69	9/1	Wed.	N	Colorado	31,186	92,509	2,562,535

#	Date	Day	D/N	Opponent	Attendance	Series	Season
70	9/14	Tues.	N	Los Angeles-NL	36,076		2,598,787
71	9/15	Wed.	N	Los Angeles-NL	34,685		2,633,472
72	9/16	Thurs.	N	Los Angeles-NL	38,434	109,195	2,671,906
73	9/17	Fri.	N	Milwaukee	*41,835		2,713,741
74	9/18	Sat.	N	Milwaukee	*41,767		2,755,508
75	9/19	Sun.	D	Milwaukee	*41,113	124,715	2,796,621
76	9/28	Tues.	N	Arizona	37,449		2,834,070
77	9/29	Wed.	N	Arizona	38,228		2,872,298
78	9/30	Thurs.	D	Arizona	37,261	112,938	2,909,559
79	10/1	Fri.	N	San Diego	*42,409		2,951,908
80	10/2	Sat.	N	San Diego	*42,653		2,994,621
81	10/3	Sun.	D	San Diego	*42,822	127,884	3,037,443

\*game was sold out

## 2010 Major League Attendance

### AMERICAN LEAGUE

CLUB	HOME				SEASON TOTAL	HIGH DATE	ROAD		
	TOTAL	AVG.	DATES	GAMES			TOTAL	AVG.	DATES
NEW YORK	3,765,807	46,491	81	(81)	49,716	8/07	2,830,138	34,940	81
LOS ANGELES	3,250,756	40,133	81	(81)	44,052	7/28	2,450,910	30,258	81
MINNESOTA	3,223,640	39,798	81	(81)	40,966	8/21	2,215,442	27,351	81
BOSTON	3,046,444	37,610	81	(81)	38,304	8/17	2,615,214	32,287	81
TEXAS	2,505,171	30,928	81	(81)	50,299	4/05	2,151,878	26,566	81
DETROIT	2,461,237	30,386	81	(81)	45,010	4/09	2,346,481	29,702	79
CHICAGO	2,194,378	27,091	81	(81)	39,682	6/27	2,104,905	26,311	80
SEATTLE	2,085,950	25,752	81	(81)	45,876	4/12	2,252,590	27,810	81
TAMPA BAY	1,843,445	22,759	81	(81)	36,973	4/06	2,202,214	27,188	81
BALTIMORE	1,733,019	21,663	80	(81)	48,891	4/09	2,242,709	27,688	81
TORONTO	1,625,555	20,069	81	(81)	46,321	4/12	2,249,636	27,773	81
KANSAS CITY	1,615,326	20,192	80	(81)	40,052	4/05	2,214,454	27,339	81
OAKLAND	1,418,391	17,511	81	(81)	35,067	5/22	2,407,311	29,720	81
CLEVELAND	1,394,812	17,435	80	(81)	42,061	4/12	2,365,676	29,206	81
<b>TOTALS</b>	<b>32,163,931</b>	<b>28,438</b>	<b>1131</b>	<b>(1134)</b>			<b>32,649,558</b>	<b>28,868</b>	<b>1131</b>

### NATIONAL LEAGUE

CLUB	HOME				SEASON TOTAL	HIGH DATE	ROAD		
	TOTAL	AVG.	DATES	GAMES			TOTAL	AVG.	DATES
PHILADELPHIA	3,647,249	45,028	81	(81)	45,518	9/06	2,671,595	32,983	81
LOS ANGELES	3,562,320	43,979	81	(81)	56,375	6/26	2,704,713	33,809	80
ST. LOUIS	3,301,218	40,756	81	(81)	46,918	4/12	2,485,864	30,690	81
CHICAGO	3,062,973	37,814	81	(81)	41,406	7/25	2,614,085	32,273	81
<b>SAN FRANCISCO</b>	<b>3,037,443</b>	<b>37,499</b>	<b>81</b>	<b>(81)</b>	<b>42,985</b>	<b>4/10</b>	<b>2,594,972</b>	<b>32,037</b>	<b>81</b>
COLORADO	2,875,245	35,941	80	(81)	49,509	4/09	2,550,994	31,494	81
MILWAUKEE	2,776,531	34,278	81	(81)	45,808	4/05	2,451,803	30,648	80
NEW YORK	2,559,738	32,402	79	(81)	41,422	5/23	2,374,853	29,319	81
ATLANTA	2,510,119	30,989	81	(81)	54,296	10/02	2,527,550	31,204	81
HOUSTON	2,331,490	28,784	81	(81)	43,836	4/05	2,581,195	31,867	81
SAN DIEGO	2,131,774	26,318	81	(81)	42,843	4/12	2,519,514	31,105	81
CINCINNATI	2,060,550	25,439	81	(81)	42,493	4/05	2,412,291	29,781	81
ARIZONA	2,057,135	25,397	81	(81)	49,192	4/05	2,578,955	31,839	81
WASHINGTON	1,828,066	22,569	81	(81)	41,290	4/05	2,402,890	29,665	81
PITTSBURGH	1,613,399	19,919	81	(81)	39,024	4/05	2,478,624	30,600	81
FLORIDA	1,535,226	18,953	81	(81)	40,666	4/09	2,454,951	30,687	80
<b>TOTALS</b>	<b>40,890,476</b>	<b>31,624</b>	<b>1293</b>	<b>(1296)</b>			<b>40,404,849</b>	<b>31,249</b>	<b>1293</b>
<b>GRAND TOTALS</b>	<b>73,054,407</b>	<b>30,138</b>	<b>2424</b>	<b>(2430)</b>			<b>73,054,407</b>	<b>30,138</b>	<b>2424</b>

# 2010 Major League Baseball Awards

AWARD	RECIPIENT	SELECTED BY
ML Executive of the Year.....	Walt Jocketty, CIN.....	TSN
NL Manager of the Year.....	Bud Black, SD.....	BBWAA
AL Manager of the Year.....	Rod Gardenhire, MIN.....	BBWAA
NL Most Valuable Player.....	Joey Votto, CIN.....	BBWAA
AL Most Valuable Player.....	Josh Hamilton, TEX.....	BBWAA
NL Cy Young Award.....	Roy Halladay, PHI.....	BBWAA
AL Cy Young Award.....	Felix Hernandez, SEA.....	BBWAA
<b>NL Jackie Robinson Rookie of the Year.....</b>	<b>Buster Posey, SF.....</b>	<b>BBWAA</b>
AL Jackie Robinson Rookie of the Year.....	Neftali Feliz, TX.....	BBWAA
NL Comeback Player of the Year.....	Tim Hudson, ATL.....	MLB
AL Comeback Player of the Year.....	Francisco Lirano, MIN.....	MLB
NL Hank Aaron Award Winner.....	Joey Votto, CIN.....	MLB
AL Hank Aaron Award Winner.....	Jose Bautista, TOR.....	MLB
DHL Delivery Man of the Year.....	Heath Bell, SD.....	MLB
NL All-Star Top Vote-Getter.....	Albert Pujols, STL.....	MLB
AL All-Star Top Vote-Getter.....	Joe Mauer, MIN.....	MLB
Roberto Clemente Award.....	Tim Wakefield, BOS.....	MLB

## 2010 ALL-STAR TEAMS

### AMERICAN LEAGUE

1B	Miguel Cabrera, DET.....	TSN
2B	Robinson Cano, NYY.....	TSN
3B	Evan Longoria, TB.....	TSN
SS	Alexei Ramirez, CWS.....	TSN
OF	Jose Bautista, TOR.....	TSN
OF	Josh Hamilton, TEX.....	TSN
OF	Carl Crawford, TB.....	TSN
C	Joe Mauer, MIN.....	TSN
P	Felix Hernandez, SEA.....	TSN
RP	Rafael Soriano, TB.....	TSN
DH	Vladimir Guerrero, TEX.....	TSN

### NATIONAL LEAGUE

1B	Joey Votto, CIN.....	TSN
2B	Martin Prado, ATL.....	TSN
3B	Ryan Zimmerman, WSH.....	TSN
SS	Hanley Ramirez, FLA.....	TSN
OF	Ryan Braun, MIL.....	TSN
OF	Carlos Gonzalez, COL.....	TSN
OF	Matt Holliday, STL.....	TSN
C	Brian McCann, ATL.....	TSN
P	Roy Halladay, PHI.....	TSN
RP	Heath Bell, SD.....	TSN

### GOLD GLOVE (Rawlings)

	American League.....	National League
1B	Mark Teixeira, NYY.....	Albert Pujols, STL
2B	Robinson Cano, NYY.....	Brandon Phillips, CIN
3B	Evan Longoria, TB.....	Scott Rolen, CIN
SS	Derek Jeter, NYY.....	Troy Tulowitzki, COL
OF	Franklin Gutierrez, SEA.....	Carlos Gonzalez, COL
OF	Ichiro Suzuki, SEA.....	Michael Bourn, HOU
OF	Carl Crawford, TB.....	Shane Victorino, PHI
C	Joe Mauer, MIN.....	Yadier Molina, STL
P	Mark Buehrle, CWS.....	Bronson Arroyo, CIN

### SILVER SLUGGER AWARDS (Louisville Slugger)

	American League.....	National League
1B	Miguel Cabrera, DET.....	Albert Pujols, STL
2B	Robinson Cano, NYY.....	Dave Uggla, FLA
3B	Adrian Beltre, BOS.....	Ryan Zimmerman, WSH
SS	Alexei Ramirez, CWS.....	Troy Tulowitzki, COL
OF	Jose Bautista, TOR.....	Ryan Braun, MIL
OF	Carl Crawford, TB.....	Carlos Gonzalez, COL
OF	Josh Hamilton, TEX.....	Matt Holliday, STL
C	Joe Mauer, MIN.....	Brian McCann, ATL
DH/P	Vladimir Guerrero, TEX.....	Yovani Gallardo, MIL

### KEY

AP.....	Associated Press
MLB.....	Major League Baseball

BBWAA.....	Baseball Writers Association of America
TSN.....	The Sporting News

# OPPONENTS

The Minnesota Twins, led by 4-time All-Star and 2009 MVP Joe Mauer, will make just their 2nd-ever visit to AT&T Park in June.



# Arizona Diamondbacks

## NATIONAL LEAGUE WEST

Chase Field (Capacity: 48,633; First Year: 1998)  
401 East Jefferson Street  
Phoenix, AZ 85004

**Switchboard:** (602) 462-6500

**Media Relations:** (602) 462-6519

**Press Box:** (602) 462-4565

**Media Relations Fax:** (602) 462-6527

President and CEO.....Derrick Hall  
Executive Vice President & General Manager.....Kevin Towers  
Vice President, Communications.....Shaun Rachau (602) 462-6686  
Manager, Player & Media Relations.....Casey Wilcox (602) 462-6661  
Coordinator, Player & Media Relations.....Morgan Ballard (602) 462-6532  
Senior Director, Team Travel and Equipment Manager.....  
.....Roger Riley (602) 462-6512



**Kirk Gibson**

2nd season with Arizona  
34-49 (.410)

### All-Time Series

(since 1998)

All-Time Series: ..... 128-94  
At AT&T Park: ..... 61-38  
At Chase Field: ..... 62-49

### 2011 Schedule

Dates	Site
April 15-17	AZ
<b>May 10-12</b>	<b>SF</b>
June 14-16	AZ
<b>Aug. 1-3</b>	<b>SF</b>
<b>Sept. 2-4</b>	<b>SF</b>
Sept. 23-25	AZ

### Series Record By Decade

1990s..... 10-14  
2000s..... 105-75  
2010s..... 13-5

### Year-By-Year Series Results (1998-2010)

Year	Home	Road	Totals	Year	Home	Road	Totals
1998	4-2	3-3	<b>7-5</b>	2005	4-5	7-2	<b>11-7</b>
1999	1-5	2-4	<b>3-9</b>	2006	6-3	5-5	<b>11-8</b>
2000	2-5	5-1	<b>7-6</b>	2007	6-3	2-7	<b>8-10</b>
2001	3-6	6-4	<b>9-10</b>	2008	4-5	3-6	<b>7-11</b>
2002	6-4	5-4	<b>11-8</b>	2009	7-2	6-3	<b>13-5</b>
2003	7-2	7-3	<b>14-5</b>	2010	7-2	6-3	<b>13-5</b>
2004	9-1	5-4	<b>14-5</b>				

### 2010 MEETINGS (GIANTS WON SEASON SERIES, 13-5)

AT AT&T PARK (7-2 in 2010)					AT CHASE FIELD (6-3 in 2010)				
DATE	W-L	SCORE	WINNER	LOSER	DATE	W-L	SCORE	WINNER	LOSER
5/28	W	5-0	Cain	Jackson	5/19	L	1-13	Kennedy	Wellenmeyer
5/29	W	12-1	Sanchez	Buckner	5/20	L	7-8	Heilman	Affeldt
5/30	W	6-5(10)	Wilson	Rosa	7/22	W	3-0	Cain	Lopez
8/27	L	0-6	Enright	Lincecum	7/23	W	7-4	Ray	Jackson
8/28	L	3-11	Hudson	Zito	7/24	W	10-4	Bumgarner	Kennedy
8/29	W	9-7	Affeldt	Vasquez	7/25	W	3-2(10)	Romo	Vasquez
9/28	W	4-2	Sanchez	Lopez	9/06	W	2-0(11)	Casilla	Heilman
9/29	W	3-1	Lincecum	Kennedy	9/07	W	6-3	Lincecum	Enright
9/30	W	4-1	Bumgarner	Enright	9/08	L	1-3	Hudson	Zito

### Series Facts

Last Giants 3-game sweep, at SF ..... Sept. 28-30, 2010  
Last Giants 4-game sweep, at SF ..... July 21-24, 2003  
Last Giants 3-game sweep, at AZ ..... May 27-29, 2008  
Last Giants 4-game sweep, at AZ ..... July 22-25, 2010  
Last Diamondbacks 3-game sweep, at SF ..... July 25-27, 2008  
Last Diamondbacks 4-game sweep, at SF ..... None  
Last Diamondbacks 3-game sweep, at AZ ..... April 27-29, 2007  
Last Diamondbacks 4-game sweep, at AZ ..... Sept. 15-18, 2008  
Most runs scored vs. AZ ..... 18, Sept. 3, 2004 vs AZ (18-7)

Most runs allowed vs. AZ ..... 16, Aug. 2, 1999 at AZ (16-6)  
Largest margin of victory .... 13, July 1, 2007 vs. AZ (13-0)  
Largest margin of defeat .... 12, May 19, 2010 at AZ (1-13)  
Longest winning streak ..... 8 games, July 9-Sept. 5, 2004  
Longest losing streak ..... 6 games, Aug. 4, 1999-April 15, 2000  
Last SF doubleheader sweep, at SF ..... None  
Last SF doubleheader sweep, at AZ ..... None  
Last AZ doubleheader sweep, at SF ..... None  
Last AZ doubleheader sweep, at AZ ..... None

# Atlanta Braves

## NATIONAL LEAGUE EAST

Turner Field (Capacity: 49,586; First Year: 1997)  
755 Hank Aaron Drive  
Atlanta, GA 30315

**Switchboard:** (404) 522-7630

**Press Box:** (404) 614-1463

**Media Relations:** (404) 614-1301

**Media Relations Fax:** (404) 614-1391

Chairman and CEO..... Terence McGuirk  
President..... John Schuerholz  
Executive Vice President and General Manager..... Frank Wren  
Director of Media Relations..... Brad Hainje (404) 614-1307  
Media Relations Manager..... Adrienne Midgley (404) 614-1556  
Media Relations Coordinator..... Jim Misudek (404) 614-1379  
Director of Team Travel and Equipment Manager..... Bill Acree (404) 614-1417



### Fredi Gonzalez

1st season with Atlanta  
0-0 (.000)

5th season overall  
276-279 (.497)

### All-Time Series

(since 1883)

All-Time Series: 1,217-1,064-26  
NY Era:.....832-668-25  
SF Era:.....385-396-1  
At AT&T Park:.....23-13  
At Turner Field:.....18-36-1

### 2011 Schedule

Dates	Site
April 22-24.....	SF
Aug. 15-18.....	ATL

### Series Record By Decade

1883-89.....	67-47-4
1890s.....	45-96-4
1900s.....	125-83-5
1910s.....	137-73-5
1920s.....	137-82-1
1930s.....	127-89-1
1940s.....	116-100-4
1950s.....	94-126-1
1960s.....	91-97
1970s.....	95-84
1980s.....	94-79
1990s.....	53-69
2000s.....	33-35-1
2010s.....	3-4

### Year-By-Year Series Results (1958-2010)

Year	Home	Road	Totals	Year	Home	Road	Totals
1958	4-7	2-9	6-16	1985	4-5	4-5	8-10
1959	5-6	5-6	10-12	1986	6-3	5-4	11-7
1960	7-4	1-10	8-14	1987	5-4	5-4	10-8
1961	7-4	4-7	11-11	1988	7-2	6-3	13-5
1962	7-2	4-5	11-7	1989	6-3	6-3	12-6
1963	2-7	6-3	8-10	1990	7-2	6-3	13-5
1964	5-4	4-5	9-9	1991	5-4	4-5	9-9
1965	4-5	4-5	8-10	1992	4-5	3-6	7-11
1966	4-5	6-3	10-8	1993	3-4	3-3	6-7
1967	4-5	4-5	8-10	1994	0-3	1-2	1-5
1968	5-4	4-5	9-9	1995	1-2	0-5	1-7
1969	7-2	2-7	9-9	1996	4-2	1-5	5-7
1970	6-3	5-4	11-7	1997	2-3	2-4	4-7
1971	5-4	6-3	11-7	1998	0-3	2-4	2-7
1972	7-2	4-5	11-7	1999	4-2	1-2	5-4
1973	7-2	3-6	10-8	2000	2-1	1-5	3-6
1974	4-5	6-3	10-8	2001	1-2	1-2	2-4
1975	5-4	4-4	9-8	2002	2-2	1-1-1	3-3-1
1976	4-5	5-4	9-9	2003	3-0	1-2	4-2
1977	7-2	3-6	10-8	2004	2-1	1-3	3-4
1978	4-5	3-6	7-11	2005	1-2	1-2	2-4
1979	3-6	4-5	7-11	2006	3-1	1-2	4-3
1980	4-5	2-6	6-11	2007	2-2	1-2	3-4
1981	4-3	3-2	7-5	2008	2-1	3-1	5-2
1982	4-5	6-3	10-8	2009	3-0	1-3	4-3
1983	5-4	4-5	9-9	2010	2-1	1-3	3-4
1984	4-5	4-5	8-10				

### 2010 MEETINGS (GIANTS LOST SEASON SERIES, 3-4)

AT AT&T PARK (2-1 in 2010)					AT TURNER FIELD (1-3 in 2010)				
DATE	W-L	SCORE	WINNER	LOSER	DATE	W-L	SCORE	WINNER	LOSER
4/09	W	5-4(13)	Affeldt	Medlen	8/05	L	2-3	Jurrjens	Lincecum
4/10	L	2-7	Lowe	Wellmeyer	8/06	W	3-2(11)	Lopez	Moylan
4/11	W	6-3	Lincecum	Kawakami	8/07	L	0-3	Hudson	Cain
					8/08	L	3-6	Lowe	Sanchez

### Series Facts

Last Giants 3-game sweep, at SF..... May 25-27, 2009  
Last Giants 4-game sweep, at SF..... July 29-31, 1988  
Last Giants 3-game sweep, at ATL..... June 27-29, 1988  
Last Giants 4-game sweep, at ATL..... June 7-10, 1954  
Last Braves 3-game sweep, at SF..... Aug. 7-9, 1998  
Last Braves 4-game sweep, at SF..... June 22-24, 1956  
Last Braves 3-game sweep, at ATL..... May 16-18, 2000  
Last Braves 4-game sweep, at ATL..... June 21-23, 1960 at MIL  
Most runs scored vs. ATL..... 23, June 8, 1990 at ATL (23-8)  
Most runs allowed vs. ATL..... 19 (2x),  
last: June 30, 1951 at BOS (7-19)

Largest margin of victory..... 21, Sept. 10, 1924 vs. BOS (22-1)  
Largest margin of defeat..... 17, Sept. 17, 1897 (0-17)  
since 1900:..... 14, July 3, 1966 vs. ATL (17-3)  
Longest win streak..... 18 games, Sept. 13, 1917 (2)-Sept. 2, 1918 (1)  
Longest losing streak..... 15 games, April 24-Oct. 4, 1902 (1)  
Last SF doubleheader sweep, at SF..... July 31, 1988  
Last SF doubleheader sweep, at ATL..... May 19, 1979  
Last ATL doubleheader sweep, at SF..... Aug. 2, 1992  
Last ATL doubleheader sweep, at ATL..... June 30, 1978

# Chicago Cubs

## NATIONAL LEAGUE CENTRAL

Wrigley Field (Capacity: 41,210; First Year: 1914)  
1060 West Addison  
Chicago, IL 60613-4397

**Switchboard:** (773) 404-2827

**Media Relations:** (773) 404-4191

**Press Box:** (773) 404-4209, 4210

**Media Relations Fax:** (773) 404-4129

Chairman ..... Tom Ricketts  
Vice President and General Manager ..... Jim Hendry  
Director, Media Relations ..... Peter Chase (773) 404-4020  
Assistant Director, Media Relations ..... Jason Carr (773) 404-4023  
Coordinator, Media Services ..... Dani Holmes-Kirk (773) 404-4122  
Assistant, Media Relations ..... Dusty Harrington (773) 404-4049  
Traveling Secretary ..... Jimmy Bank (773) 404-4095



**Mike Quade**

2nd season with Chicago

24-13 (.649)

2nd season overall

24-13 (.649)

### Year-By-Year Series Results (1958-2010)

Year	Home	Road	Totals	Year	Home	Road	Totals
1958	5-6	5-6	<b>10-12</b>	1985	3-3	3-3	<b>6-6</b>
1959	6-5	4-7	<b>10-12</b>	1986	2-4	4-2	<b>6-6</b>
1960	5-6	8-3-1	<b>13-9-1</b>	1987	3-3	4-2	<b>7-5</b>
1961	10-1	7-4	<b>17-5</b>	1988	4-2	3-3	<b>7-5</b>
1962	8-1	4-5	<b>12-6</b>	1989	3-3	3-3	<b>6-6</b>
1963	5-4	3-6	<b>8-10</b>	1990	3-3	2-4	<b>5-7</b>
1964	3-6	6-3	<b>9-9</b>	1991	4-2	2-4	<b>6-6</b>
1965	7-2	5-4	<b>12-6</b>	1992	2-4	2-4	<b>4-8</b>
1966	5-4	7-2	<b>12-6</b>	1993	3-3	3-3	<b>6-6</b>
1967	4-5	4-5	<b>8-10</b>	1994	1-2	3-3	<b>4-5</b>
1968	5-4	4-5-1	<b>9-9-1</b>	1995	2-4	5-1	<b>7-5</b>
1969	3-3	3-3	<b>6-6</b>	1996	3-3	2-4	<b>5-7</b>
1970	3-3	2-4	<b>5-7</b>	1997	3-2	3-3	<b>6-5</b>
1971	6-0	3-3	<b>9-3</b>	1998	1-2	2-5	<b>3-7</b>
1972	3-3	2-4	<b>5-7</b>	1999	4-0	3-1	<b>7-1</b>
1973	4-2	6-0	<b>10-2</b>	2000	4-2	1-2	<b>5-4</b>
1974	2-4	4-2	<b>6-6</b>	2001	1-2	2-1	<b>3-3</b>
1975	5-1	2-4	<b>7-5</b>	2002	2-1	1-2	<b>3-3</b>
1976	2-4	2-4	<b>4-8</b>	2003	1-2	1-2	<b>2-4</b>
1977	2-4	1-5	<b>3-9</b>	2004	2-1	2-1	<b>4-2</b>
1978	4-2	4-2	<b>8-4</b>	2005	1-3	1-2	<b>2-5</b>
1979	2-4	2-4	<b>4-8</b>	2006	2-1	2-1	<b>4-2</b>
1980	3-3	4-2	<b>7-5</b>	2007	1-2	1-3	<b>2-5</b>
1981	3-1	2-4	<b>5-5</b>	2008	2-2	1-2	<b>3-4</b>
1982	3-3	3-3	<b>6-6</b>	2009	1-3	1-1	<b>2-4</b>
1983	5-1	3-3	<b>8-4</b>	2010	3-1	2-1	<b>5-2</b>
1984	1-5	2-4	<b>3-9</b>				

### All-Time Series

(since 1883)

All-Time Series: 1,117-1,048-23

NY Era: .....781-737-21

SF Era: .....336-311-2

At AT&T Park: .....20-20

At Wrigley Field: .....383-406-4

### 2011 Schedule

Dates	Site
May 13-15	CHC
June 28-30	CHC
Aug. 29-31	SF

### Series Record By Decade

1883-89	54-64-4
1890s	72-67-5
1900s	97-115-7
1910s	116-99-2
1920s	121-99-1
1930s	102-117
1940s	109-110-2
1950s	130-90
1960s	106-76-2
1970s	61-59
1980s	61-57
1990s	53-57
2000s	30-36
2010s	5-2

### 2010 MEETINGS (GIANTS WON SEASON SERIES, 5-2)

AT AT&T PARK (3-1 in 2010)				
DATE	W-L	SCORE	WINNER	LOSER
8/09	W	4-3(11)	Ray	Mateo
8/10	L	6-8	Dempster	Lincecum
8/11	W	5-4	Romo	Berg
8/12	W	8-7	Wilson	Cashner

AT WRIGLEY FIELD (2-1 in 2010)				
DATE	W-L	SCORE	WINNER	LOSER
9/21	W	1-0	Ramirez	Cashner
9/22	L	0-2	Wells	Sanchez
9/23	W	13-0	Bumgarner	Dempster

### Series Facts

Last Giants 3-game sweep, at SF ..... Sept. 1-3, 2000  
Last Giants 4-game sweep, at SF ..... June 17-20, 1999  
Last Giants 3-game sweep, at CHI ..... Sept. 8-10, 1995  
Last Giants 4-game sweep, at CHI ..... June 21-23, 1966  
Last Cubs 3-game sweep, at SF ..... Sept. 13-15, 1993  
Last Cubs 4-game sweep, at SF ..... Sept. 28-30, 1904  
Last Cubs 3-game sweep, at CHI ..... May 20-22, 1994  
Last Cubs 4-game sweep, at CHI ..... June 4-6, 1963  
Most runs scored vs. CHI ..... 22, June 2, 1883 vs. CHI (22-7)  
Most runs allowed vs. CHI ..... 21, July 7, 1886 at CHI (9-21)

Largest margin of victory ..... 17, June 8, 1888 (19-2)  
since 1900: ..... 16 (twice), last: July 4, 1961 at CHI (2-18)  
Largest margin of defeat ..... 19, June 7, 1906 (0-19)  
Longest winning streak ..... 10 games,  
Aug. 20, 1894-May 30, 1895 (1)  
Longest losing streak ..... 11 games, July 7-Oct. 3, 1890  
Last SF doubleheader sweep, at SF ..... July 8, 1990  
Last SF doubleheader sweep, at CHI ..... Aug. 25, 1999  
Last CHI doubleheader sweep, at SF ..... Aug. 3, 1980  
Last CHI doubleheader sweep, at CHI ..... Sept. 27, 1964

# Cincinnati Reds

## NATIONAL LEAGUE CENTRAL

Great American Ball Park (Capacity: 42,319; First Year: 2003)  
100 Joe Nuxhall Way  
Cincinnati, OH 45202

**Switchboard:** (513) 765-7000

**Press Box:** (513) 765-7350

**Media Relations:** (513) 765-7800

**Media Relations Fax:** (513) 765-7180

President and Chief Executive Officer ..... Robert H. Castellini  
President of Baseball Operations & GM ..... Walt Jocketty  
Director of Media Relations ..... Rob Butcher (513) 765-7090  
Assistant Director, Media Relations ..... Larry Herms (513) 765-7092  
Assistant Director, Media Relations ..... Jamie Ramsey (513) 765-7093  
Traveling Secretary ..... Gary Wahoff (513) 765-7009



### Dusty Baker

4th season with Cincinnati  
243-243 (.500)  
18th season overall  
1,405-1,284 (.522)

### All-Time Series

(since 1890)

All-Time Series: .....1,195-986-15  
NY Era: .....797-600-15  
SF Era: .....396-386  
At AT&T Park: .....22-17  
At Great American  
Ball Park: .....13-13

### 2011 Schedule

**Dates** ..... **Site**  
**June 9-12** ..... **SF**  
**July 29-31** ..... **CIN**

### Series Record By Decade

1890s .....70-70-4  
1900s .....123-87-6  
1910s .....129-85-2  
1920s .....134-86-1  
1930s .....139-79-1  
1940s .....100-120-1  
1950s .....128-92  
1960s .....103-84  
1970s .....78-99  
1980s .....85-91  
1990s .....66-58  
2000s .....35-32  
2010s .....4-3

### Year-By-Year Series Results (1958-2010)

Year	Home	Road	Totals	Year	Home	Road	Totals
1958	5-6	6-5	<b>11-11</b>	1985	6-3	0-9	<b>6-12</b>
1959	7-4	7-4	<b>14-8</b>	1986	4-5	5-4	<b>9-9</b>
1960	6-5	5-6	<b>11-11</b>	1987	6-3	5-4	<b>11-7</b>
1961	3-8	7-4	<b>10-12</b>	1988	4-5	3-6	<b>7-11</b>
1962	7-2	4-5	<b>11-7</b>	1989	6-3	4-5	<b>10-8</b>
1963	5-4	5-4	<b>10-8</b>	1990	8-1	3-6	<b>11-7</b>
1964	5-4	6-3	<b>11-7</b>	1991	5-4	3-6	<b>8-10</b>
1965	7-2	5-4	<b>12-6</b>	1992	5-4	3-6	<b>8-10</b>
1966	6-3	4-4	<b>10-7</b>	1993	6-1	5-1	<b>11-2</b>
1967	5-4	5-4	<b>10-8</b>	1994	2-4	0-3	<b>2-7</b>
1968	3-6	7-2	<b>10-8</b>	1995	1-1	2-2	<b>3-3</b>
1969	5-4	3-6	<b>8-10</b>	1996	1-5	3-4	<b>4-9</b>
1970	6-3	3-6	<b>9-9</b>	1997	2-3	5-1	<b>7-4</b>
1971	5-4	4-5	<b>9-9</b>	1998	5-1	2-1	<b>7-2</b>
1972	3-6	2-4	<b>5-10</b>	1999	1-2	4-2	<b>5-4</b>
1973	3-6	5-4	<b>8-10</b>	2000	5-1	1-2	<b>6-3</b>
1974	5-4	2-7	<b>7-11</b>	2001	0-3	2-1	<b>2-4</b>
1975	3-6	2-7	<b>5-13</b>	2002	3-0	1-2	<b>4-2</b>
1976	3-6	6-3	<b>9-9</b>	2003	2-1	1-2	<b>3-3</b>
1977	5-4	3-6	<b>8-10</b>	2004	1-2	2-1	<b>3-3</b>
1978	3-6	3-6	<b>6-12</b>	2005	2-2	3-1	<b>5-3</b>
1979	7-2	5-4	<b>12-6</b>	2006	3-1	2-1	<b>5-2</b>
1980	6-3	5-4	<b>11-7</b>	2007	2-2	1-2	<b>3-4</b>
1981	2-3	3-6	<b>5-9</b>	2008	1-2	0-3	<b>1-5</b>
1982	7-2	5-4	<b>12-6</b>	2009	1-2	2-1	<b>3-3</b>
1983	3-6	5-4	<b>8-10</b>	2010	2-1	2-2	<b>4-3</b>
1984	5-4	1-8	<b>6-12</b>				

### 2010 MEETINGS (GIANTS WON SEASON SERIES, 4-3)

AT AT&T PARK (2-1 in 2010)					AT GREAT AMERICAN BALL PARK (2-2 in 2010)				
DATE	W-L	SCORE	WINNER	LOSER	DATE	W-L	SCORE	WINNER	LOSER
8/23	W	11-2	Cain	Volquez	6/07	W	6-5	Romo	Herrera
8/24	W	16-5	Casilla	Wood	6/08	W	3-0	Cain	LeCure
8/25	L	11-12(12)	Cordero	Zito	6/09	L	3-6	Harang	Sanchez
					6/10	L	6-7	Rhodes	Mota

### Series Facts

Last Giants 3-game sweep, at SF ..... May 3-5, 2002  
Last Giants 4-game sweep, at SF ..... July 26-29, 1990  
Last Giants 3-game sweep, at CIN ..... April 5-7, 1999  
Last Giants 4-game sweep, at CIN ..... May 12-15, 1983  
Last Reds 3-game sweep, at SF ..... April 24-26, 2001  
Last Reds 4-game sweep, at SF ..... May 16-18, 1972  
Last Reds 3-game sweep, at CIN ..... Aug. 29-31, 2008  
Last Reds 4-game sweep, at CIN ..... April 18-21, 1985  
Most runs scored vs. CIN ..... 25, June 9, 1901 at CIN (25-13)  
Most runs allowed vs. CIN ..... 17 (3x),

last: Aug. 3, 1994 vs. CIN (4-17)  
Largest margin of victory ..... 15, May 19, 1909 vs. CIN (18-3)  
Largest margin of defeat ..... 15, Oct. 1, 1965 vs. CIN (2-17)  
Longest winning streak ... 15 games, May 20-Aug. 3, 1912  
Longest losing streak ..... 9 games (2x),  
last: July 30-Sept. 12, 1975  
Last SF doubleheader sweep, at SF ..... Aug. 9, 1987  
Last SF doubleheader sweep, at CIN ..... July 12, 1980  
Last CIN doubleheader sweep, at SF ..... April 15, 1973  
Last CIN doubleheader sweep, at CIN ..... April 28, 1984

# Colorado Rockies

## NATIONAL LEAGUE WEST

Coors Field (Capacity: 50,490; First Year: 1995)  
2001 Blake Street  
Denver, CO 80205-2000

**Switchboard:** (303) 292-0200  
**Media Relations:** (303) 312-2325

**Press Box:** (303) 312-2326  
**Media Relations Fax:** (303) 312-2319

Chairman & CEO ..... Charles Montfort  
Executive Vice President and General Manager ..... Dan O'Dowd  
Vice President, Communications/Public Relations ..... Jay Alves (303) 312-2326  
Assistant to the Vice President,  
Communications/Public Relations ..... Irma Castaneda (303) 312-2328  
Manager, Communications/Public Relations ..... Nick Piburn (303) 312-2327  
Director, Major League Operations ..... Paul Ekins (303) 312-2314



**Jim Tracy**

3rd season with Colorado  
157-121 (.565)  
10th season overall  
719-693 (.509)

### All-Time Series

(since 1993)

All-Time Series: ..... 156-127  
At AT&T Park: ..... 61-37  
At Coors Field: ..... 55-75

### 2011 Schedule

Dates	Site
April 18-20 .....	COL
<b>May 6-8 .....</b>	<b>SF</b>
May 16-17 .....	COL
<b>June 3-5 .....</b>	<b>SF</b>
Sept. 15-18 .....	COL
<b>Sept. 26-28 .....</b>	<b>SF</b>

### Series Record By Decade

1990s .....	52-34
2000s .....	95-84
2010s .....	9-9

### Year-By-Year Series Results (1993-2010)

Year	Home	Road	Totals	Year	Home	Road	Totals
1993	4-2	6-1	<b>10-3</b>	2002	5-4	6-4	<b>11-8</b>
1994	5-2	2-1	<b>7-3</b>	2003	9-1	3-6	<b>12-7</b>
1995	3-3	2-5	<b>5-8</b>	2004	5-4	6-4	<b>11-8</b>
1996	6-1	2-4	<b>8-5</b>	2005	6-3	5-4	<b>11-7</b>
1997	5-1	3-3	<b>8-4</b>	2006	5-4	3-6	<b>8-10</b>
1998	3-3	2-4	<b>5-7</b>	2007	4-5	4-5	<b>8-10</b>
1999	6-1	3-3	<b>9-4</b>	2008	3-6	4-5	<b>7-11</b>
2000	6-0	1-6	<b>7-6</b>	2009	7-2	3-6	<b>10-8</b>
2001	6-4	4-5	<b>10-9</b>	2010	5-4	4-5	<b>9-9</b>

### 2010 MEETINGS (SEASON SERIES TIED, 9-9)

AT AT&T PARK (5-4 in 2010)					AT COORS FIELD (4-5 in 2010)				
DATE	W-L	SCORE	WINNER	LOSER	DATE	W-L	SCORE	WINNER	LOSER
4/30	W	5-2	Zito	Cook	7/01	L	3-7	Cook	Bumgarner
5/01	W	6-1	Cain	Rogers	7/02	L	3-6	Chacin	Lincecum
5/02	L	1-4	Chacin	Sanchez	7/03	W	11-8	Bautista	Corpas
5/31	L	0-4	Jimenez	Lincecum	7/04	L	3-4(15)	Flores	Mota
6/01	L	1-2(11)	Betancourt	Casilla	8/03	W	10-0	Sanchez	Cook
6/02	W	4-1	Cain	Francis	8/04	L	1-6	Jimenez	Bumgarner
8/30	L	1-2	Betancourt	Wilson	9/24	W	2-1	Lincecum	Chacin
8/31	W	5-2	Affeldt	Belisle	9/25	L	9-10(10)	Street	Wilson
9/01	W	2-1	Lincecum	Jimenez	9/26	W	4-2	Cain	De La Rosa

### Series Facts

Last Giants 3-game sweep, at SF ..... Aug. 28-30, 2009  
Last Giants 4-game sweep, at SF ..... July 17-20, 2003  
Last Giants 3-game sweep, at COL ..... July 30-Aug. 1, 1993  
Last Giants 4-game sweep, at COL ..... Aug. 26-29, 2002  
Last Rockies 3-game sweep, at SF ..... Sept. 23-25, 2008  
Last Rockies 4-game sweep, at SF ..... None  
Last Rockies 3-game sweep, at COL ..... May 24-26, 2002  
Last Rockies 4-game sweep, at COL ..... None  
Most runs scored vs. COL ..... 18, July 2, 2002 at COL (18-5)  
Most runs allowed vs. COL ..... 20, Sept. 18, 2006 at COL (8-20)

Largest margin of victory ..... 15, June 24, 1993 vs. COL (17-2)  
Largest margin of defeat ..... 12, Sept. 18, 2006 at COL (8-20)  
Longest winning streak ..... 6 games (4x),  
last: Sept. 2, 2003-June 4, 2004  
Longest losing streak ..... 5 games (2x),  
last: May 24-June 1, 2002  
Last SF doubleheader sweep, at SF ..... July 4, 2000  
Last SF doubleheader sweep, at COL ..... None  
Last COL doubleheader sweep, at SF ..... None  
Last COL doubleheader sweep, at COL ..... None

# Florida Marlins

## NATIONAL LEAGUE EAST

Sun Life Stadium (Capacity: 38,560; First Year: 1987)  
2267 Dan Marino Boulevard  
Miami, FL 33056

**Switchboard:** (305) 626-7400

**Media Relations:** (305) 626-7492

**Press Box:** (305) 626-7416

**Media Relations Fax:** (305) 626-7302

Owner..... Jeffrey H. Loria  
President..... David Samson  
President, Baseball Operations..... Larry Beinfest  
Director, Media Relations..... Matt Roebuck (305) 626-7476  
Manager, Media Relations..... Marty Sewell (305) 626-7474  
Senior Director, Team Travel..... Bill Beck (305) 626-7415



**Edwin Rodriguez**

2nd season with Florida  
46-46 (.500)

### All-Time Series

(since 1993)

All-Time Series:..... 88-53

At AT&T Park:..... 23-12

At Sun Life Stadium:..... 40-30

### Year-By-Year Series Results (1993-2010)

Year	Home	Road	Totals	Year	Home	Road	Totals
1993	4-2	4-2	<b>8-4</b>	2002	2-1	1-3	<b>3-4</b>
1994	2-1	2-1	<b>4-2</b>	2003	2-1	3-0	<b>5-1</b>
1995	2-4	1-1	<b>3-5</b>	2004	3-1	2-1	<b>5-2</b>
1996	5-1	2-4	<b>7-5</b>	2005	1-2	1-2	<b>2-4</b>
1997	4-2	2-3	<b>6-5</b>	2006	2-1	1-2	<b>3-3</b>
1998	3-0	6-0	<b>9-0</b>	2007	2-1	4-0	<b>6-1</b>
1999	5-1	0-3	<b>5-4</b>	2008	2-1	1-2	<b>3-3</b>
2000	2-1	4-2	<b>6-3</b>	2009	2-1	2-2	<b>4-3</b>
2001	3-0	1-2	<b>4-2</b>	2010	2-2	3-0	<b>5-2</b>

### 2011 Schedule

Dates	Site
May 24-26.....	SF
Aug. 12-14.....	FLA

### Series Record By Decade

1990s.....	42-25
2000s.....	41-26
2010s.....	5-2

### 2010 MEETINGS (GIANTS WON SEASON SERIES, 5-2)

AT AT&T PARK (2-2 in 2010)					AT SUN LIFE STADIUM (3-0 in 2010)				
DATE	W-L	SCORE	WINNER	LOSER	DATE	W-L	SCORE	WINNER	LOSER
7/26	L	3-4	Nolasco	Zito	5/04	W	9-6(12)	Runzler	Badenhop
7/27	W	6-4	Romo	Sanches	5/05	W	3-2	Zito	Robertson
7/28	W	10-9(10)	Ray	Hensley	5/06	W	6-3	Cain	Nolasco
7/29	L	0-5	A. Sanchez	Bumgarner					

### Series Facts

Last Giants 3-game sweep, at SF..... Aug. 14-16, 2001  
Last Giants 4-game sweep, at SF..... None  
Last Giants 3-game sweep, at FLA..... May 4-6, 2010  
Last Giants 4-game sweep, at FLA..... Aug. 17-20, 2007  
Last Marlins 3-game sweep, at SF..... July 17-19, 1995  
Last Marlins 4-game sweep, at SF..... None  
Last Marlins 3-game sweep, at FLA..... Aug. 9-11, 1999  
Last Marlins 4-game sweep, at FLA..... None  
Most runs scored vs. FLA..... 14 (2x),  
last: June 5, 2006 vs. FLA (14-2)  
Most runs allowed vs. FLA..... 16, July 23, 2005 vs.  
FLA (4-16)

Largest margin of victory..... 12, June 5, 2006 vs. FLA (14-2)  
Largest margin of defeat..... 12, July 23, 2005 vs. FLA (4-16)  
Longest winning streak..... 10 games,  
May 4, 1998-April 19, 1999  
Longest losing streak..... 4 games (3x),  
last: Aug. 13, 2005-May 30, 2006  
Last SF doubleheader sweep, at SF..... None  
Last SF doubleheader sweep, at FLA..... None  
Last FLA doubleheader sweep, at SF..... None  
Last FLA doubleheader sweep, at FLA..... May 25, 2008

# Houston Astros

## NATIONAL LEAGUE CENTRAL

Minute Maid Park (Capacity: 40,966; First Year: 2000)  
 Union Station at Minute Maid Park  
 501 Crawford, Suite 400  
 Houston, TX 77002

**Switchboard:** (713) 259-8000

**Press Box:** (713) 259-8574

**Media Relations:** (713) 259-8900

**Media Relations Fax:** (713) 259-8025

Chairman & Chief Executive Officer.....Drayton McLane, Jr.  
 General Manager.....Ed Wade  
 Senior Vice President, Communications.....Jay Lucas (713) 259-8986  
 Senior Director, Media Relations.....Gene Dias (713) 259-8985  
 Assistant Director, Media Relations.....Sally Gunter (713) 259-8988  
 Manager, Media Relations.....Stephen Grande (713) 259-8990  
 Director of Team Travel.....Barry Waters (713) 259-8916



**Brad Mills**

2nd season with Houston  
 76-86 (.469)

### Year-By-Year Series Results (1962-2010)

Year	Home	Road	Totals	Year	Home	Road	Totals
1962	4-5	7-2	<b>11-7</b>	1987	6-3	2-7	<b>8-10</b>
1963	6-3	4-5	<b>10-8</b>	1988	4-5	7-2	<b>11-7</b>
1964	7-2	4-5	<b>11-7</b>	1989	7-2	3-6	<b>10-8</b>
1965	8-1	7-2	<b>15-3</b>	1990	6-3	2-7	<b>8-10</b>
1966	8-1	4-5	<b>12-6</b>	1991	4-5	5-4	<b>9-9</b>
1967	8-1	4-5	<b>12-6</b>	1992	4-5	2-7	<b>6-12</b>
1968	6-3	4-5	<b>10-8</b>	1993	4-2	6-1	<b>10-3</b>
1969	7-2	1-8	<b>8-10</b>	1994	1-3	1-5	<b>2-8</b>
1970	6-3	2-7	<b>8-10</b>	1995	2-2	1-3	<b>3-5</b>
1971	5-4	4-5	<b>9-9</b>	1996	2-4	2-4	<b>4-8</b>
1972	1-8	4-5	<b>5-13</b>	1997	5-1	3-2	<b>8-3</b>
1973	4-5	3-6	<b>7-11</b>	1998	1-2	2-4	<b>3-6</b>
1974	4-5	4-5	<b>8-10</b>	1999	3-3	1-2	<b>4-5</b>
1975	5-4	8-1	<b>13-5</b>	2000	2-1	6-0	<b>8-1</b>
1976	6-3	2-7	<b>8-10</b>	2001	0-3	3-0	<b>3-3</b>
1977	4-5	5-4	<b>9-9</b>	2002	3-0	2-1	<b>5-1</b>
1978	8-1	4-5	<b>12-6</b>	2003	2-1	2-1	<b>4-2</b>
1979	5-4	6-3	<b>11-7</b>	2004	2-1	2-1	<b>4-2</b>
1980	6-3	1-8	<b>7-11</b>	2005	2-1	2-2	<b>4-3</b>
1981	4-5	2-4	<b>6-9</b>	2006	2-1	3-0	<b>5-1</b>
1982	8-1	5-4	<b>13-5</b>	2007	3-0	1-2	<b>4-2</b>
1983	3-6	3-6	<b>6-12</b>	2008	1-3	0-4	<b>1-7</b>
1984	4-5	2-7	<b>6-12</b>	2009	2-1	2-1	<b>4-2</b>
1985	2-7	1-8	<b>3-15</b>	2010	3-0	4-2	<b>7-2</b>
1986	5-4	4-5	<b>9-9</b>				

### All-Time Series

(since 1962)

All-Time Series:.....364-338  
 At AT&T Park:.....22-12  
 At Minute Maid Park:.....27-14

### 2011 Schedule

**Dates**.....**Site**  
 Aug. 19-21.....HOU  
 Aug. 25-28.....SF

### Series Record By Decade

1960s.....89-55  
 1970s.....90-90  
 1980s.....79-98  
 1990s.....57-69  
 2000s.....42-24  
 2010s.....7-2

### 2010 MEETINGS (GIANTS WON SEASON SERIES, 7-2)

AT AT&T PARK (3-0 in 2010)					AT MINUTE MAID PARK (4-2 in 2010)				
DATE	W-L	SCORE	WINNER	LOSER	DATE	W-L	SCORE	WINNER	LOSER
5/14	W	8-2	Wellmeyer	Paulino	4/05	W	5-2	Lincecum	Oswalt
5/15	W	2-1	Lincecum	Oswalt	4/06	W	3-0	Zito	Rodriguez
5/16	W	4-3	Zito	Myers	4/07	W	10-4	Affeldt	Gervacio
					6/22	W	3-1	Lincecum	Oswalt
					6/23	L	3-6	Myers	Zito
					6/24	L	5-7	Rodriguez	Cain

### Series Facts

Last Giants 3-game sweep, at SF.....May 14-16, 2010  
 Last Giants 4-game sweep, at SF.....June 20-22, 1986  
 Last Giants 3-game sweep, at HOU.....April 5-7, 2010  
 Last Giants 4-game sweep, at HOU.....July 25-27, 1975  
 Last Astros 3-game sweep, at SF.....Sept. 18-20, 2001  
 Last Astros 4-game sweep, at SF.....None  
 Last Astros 3-game sweep, at HOU.....July 17-19, 1998  
 Last Astros 4-game sweep, at HOU.....Aug. 11-14, 2008  
 Most runs scored vs. HOU.....16 (2x),  
 last: April 13, 1991 at HOU (16-2)

Most runs allowed vs. HOU.....18, July 7, 1971 vs. HOU (4-18)  
 Largest margin of victory.....14, April 13, 1991 at HOU (16-2)  
 Largest margin of defeat.....14, July 7, 1971 vs. HOU (4-18)  
 Longest winning streak.....11 games,  
 Sept. 22, 1964-May 22, 1965 (1)  
 Longest losing streak.....12, Aug. 8, 1984-June 30, 1985 (1)  
 Last SF doubleheader sweep, at SF.....June 22, 1986  
 Last SF doubleheader sweep, at HOU.....July 26, 1975  
 Last HOU doubleheader sweep, at SF.....April 15, 1979  
 Last HOU doubleheader sweep, at HOU.....None

# Los Angeles Dodgers

## NATIONAL LEAGUE WEST

Dodger Stadium (Capacity: 56,000; First Year: 1962)  
1000 Elysian Park Avenue  
Los Angeles, CA 90012-1199

**Switchboard:** (323) 224-1500

**Press Box:** (323) 224-1425

**Public Relations:** (323) 224-1301

**Public Relations Fax:** (323) 224-1459

Owner and Chairman..... Frank McCourt  
General Manager..... Ned Colletti  
Vice President, Communications..... Josh Rawitch (323) 224-1344  
Assistant Director, Public Relations..... Joe Jareck (323) 224-1549  
Manager, Public Relations..... Amy Summers (323) 224-1392  
Manager, Team Travel..... Scott Akasaki (323) 224-2634



**Don Mattingly**

1st season with Los Angeles  
0-0 (.000)

### Year-By-Year Series Results (1958-2010)

Year	Home	Road	Totals	Year	Home	Road	Totals	Year	Home	Road	Totals
1958	9-2	7-4	<b>16-6</b>	1976	4-5	6-3	<b>10-8</b>	1994	4-3	1-2	<b>5-5</b>
1959	2-9	6-5	<b>8-14</b>	1977	1-8	3-6	<b>4-14</b>	1995	4-3	1-5	<b>5-8</b>
1960	7-4	5-6	<b>12-10</b>	1978	4-5	3-6	<b>7-11</b>	1996	3-3	3-4	<b>6-7</b>
1961	8-3	4-7	<b>12-10</b>	1979	3-6	1-8	<b>4-14</b>	1997	4-2	2-4	<b>6-6</b>
1962	7-3	4-7	<b>11-10</b>	1980	3-6	2-7	<b>5-13</b>	1998	4-2	2-4	<b>6-6</b>
1963	6-3	3-6	<b>9-9</b>	1981	2-4	3-3	<b>5-7</b>	1999	2-4	3-4	<b>5-8</b>
1964	7-2	5-4	<b>12-6</b>	1982	4-5	5-4	<b>9-9</b>	2000	2-4	3-3	<b>5-7</b>
1965	4-5	4-5	<b>8-10</b>	1983	7-2	6-3	<b>13-5</b>	2001	4-5	4-6	<b>8-11</b>
1966	5-4	4-5	<b>9-9</b>	1984	5-4	3-6	<b>8-10</b>	2002	4-5	7-3	<b>11-8</b>
1967	7-2	6-3	<b>13-5</b>	1985	4-5	3-6	<b>7-11</b>	2003	8-2	5-4	<b>13-6</b>
1968	4-5	5-4	<b>9-9</b>	1986	6-3	4-5	<b>10-8</b>	2004	5-5	4-5	<b>9-10</b>
1969	7-2	6-3	<b>13-5</b>	1987	4-5	4-5	<b>8-10</b>	2005	6-4	4-5	<b>10-9</b>
1970	4-5	5-4	<b>9-9</b>	1988	3-6	3-6	<b>6-12</b>	2006	2-7	4-6	<b>6-13</b>
1971	2-7	4-5	<b>6-12</b>	1989	6-3	2-7	<b>8-10</b>	2007	2-7	6-3	<b>8-10</b>
1972	6-3	3-6	<b>9-9</b>	1990	5-4	5-4	<b>10-8</b>	2008	5-4	4-5	<b>9-9</b>
1973	5-4	4-5	<b>9-9</b>	1991	6-3	4-5	<b>10-8</b>	2009	4-5	3-6	<b>7-11</b>
1974	2-7	4-5	<b>6-12</b>	1992	5-4	6-3	<b>11-7</b>	2010	5-4	5-4	<b>10-8</b>
1975	5-4	3-6	<b>8-10</b>	1993	2-4	4-3	<b>6-7</b>				

### All-Time Series

(since 1890)

All-Time Series: 1,171-1,149-17  
NY Era: .....722-671-17  
SF Era: .....449-478  
At AT&T Park: .....47-52  
At Dodger Stadium: .....188-231

### 2011 Schedule

Dates	Site
March 31-April 3	LA
April 11-13	SF
May 18-19	LA
July 18-20	SF
Sept. 9-11	SF
Sept. 20-22	LA

### Series Record By Decade

1890s.....	72-65-4
1900s.....	128-80-3
1910s.....	125-88-3
1920s.....	113-106-3
1930s.....	120-98-2
1940s.....	82-137-2
1950s.....	106-117
1960s.....	108-83
1970s.....	72-108
1980s.....	79-95
1990s.....	70-70
2000s.....	86-94
2010s.....	10-8

### 2010 MEETINGS (GIANTS WON SEASON SERIES, 10-8)

AT AT&T PARK (5-4 in 2010)				AT DODGER STADIUM (5-4 in 2010)			
DATE	W-L	SCORE	WINNER	DATE	W-L	SCORE	WINNER
6/28	L	2-4	Weaver	4/16	L	8-10	Padilla
6/29	L	2-4	Ely	4/17	W	9-0	Lincecum
6/30	L	2-8	Padilla	4/18	L	1-2	Troncoso
7/30	W	6-5	Lincecum	7/19	W	5-2	Bumgarner
7/31	W	2-1	Mota	7/20	W	7-5	Casilla
8/1	W	2-0	Cain	7/21	L	0-2	Billingsley
9/14	L	0-1	Kershaw	9/03	L	2-4	Billingsley
9/15	W	2-1	Cain	9/04	W	5-4	Lopez
9/16	W	10-2	Sanchez	9/05	W	3-0	Sanchez

### Series Facts

Last Giants 3-game sweep, at SF ..... July 30-Aug. 1, 2010  
Last Giants 4-game sweep, at SF ..... June 21-24, 2004  
Last Giants 3-game sweep, at LA ..... April 24-26, 2007  
Last Giants 4-game sweep, at LA ..... April 21-24, 1923  
Last Dodgers 3-game sweep, at SF ..... June 28-30, 2010  
Last Dodgers 4-game sweep, at SF ..... July 1-4, 1977  
Last Dodgers 3-game sweep, at LA ..... April 13-16, 2009  
Last Dodgers 4-game sweep, at LA ..... June 22-25, 1995  
Most runs scored vs. LA ..... 26, April 30, 1944 (1) vs. BRK (26-8)  
Most runs allowed vs. LA ..... 21, Aug. 6, 1894 vs. BRK (8-21) since 1900 ..... 20, June 29, 1959 at LA (9-20)

Largest margin of victory ..... 18 (3x), last: April 30, 1944 (1) vs. BRK (26-8)  
Largest margin of defeat ... 16, May 26, 1970 vs. LA (3-19)  
Longest winning streak ..... 12 games, Oct. 2, 1937-July 4, 1938 (2)  
Longest losing streak ..... 10 games, July 12-Sept. 6, 1953  
Last SF doubleheader sweep, at SF ..... Aug. 30, 1958  
Last SF doubleheader sweep, at LA ..... Sept. 3, 1948  
Last LA doubleheader sweep, at SF ..... July 26, 1988  
Last LA doubleheader sweep, at LA ..... Aug. 8, 1951

# Milwaukee Brewers

## NATIONAL LEAGUE CENTRAL

Miller Park (Capacity: 41,900; First Year: 2001)

One Brewers Way

Milwaukee, WI 53214

**Switchboard:** (414) 902-4400

**Press Box:** (414) 902-4191/4192

**Media Relations:** (414) 902-4500

**Media Relations Fax:** (414) 902-4053

Chairman and Principal Owner..... Mark Attanasio  
 Executive Vice President and General Manager..... Doug Melvin  
 Vice President, Communications..... Tyler Barnes (414) 902-4468  
 Director of Media Relations..... Mike Vassallo (414) 902-4473  
 Manager, Media Relations..... John Steinmiller (414) 902-4470  
 Coordinator, Media Relations..... Ken Spindler (414) 902-4469  
 Director, Team Travel..... Dan Larrea (414) 902-4406



**Ron Roenicke**

1st season with Milwaukee  
 0-0 (.000)

### All-Time Series

(since 1998)

All-Time Series:..... 55-46

At AT&T Park:..... 21-15

At Miller Park:..... 22-19

### Year-By-Year Series Results (1998-2010)

Year	Home	Road	Totals	Year	Home	Road	Totals
1998	2-1	2-4	4-5	2005	1-2	2-2	3-4
1999	2-4	3-0	5-4	2006	2-1	1-5	3-6
2000	3-0	3-3	6-3	2007	3-0	2-4	5-4
2001	3-3	1-2	4-5	2008	0-3	0-3	0-6
2002	2-1	3-0	5-1	2009	2-1	3-3	5-4
2003	2-1	3-0	5-1	2010	1-2	4-0	5-2
2004	2-1	3-0	5-1				

### 2011 Schedule

Dates	Site
May 27-29	MIL
July 22-24	SF

### Series Record By Decade

1990s	9-9
2000s	41-35
2010s	5-2

### 2010 MEETINGS (GIANTS WON SEASON SERIES, 5-2)

AT AT&T PARK (1-2 in 2010)					AT MILLER PARK (4-0 in 2010)				
DATE	W-L	SCORE	WINNER	LOSER	DATE	W-L	SCORE	WINNER	LOSER
9/17	L	0-3	Wolf	Bumgarner	7/05	W	6-1	Sanchez	Loe
9/18	L	1-2	Gallardo	Lincecum	7/06	W	6-1	Bumgarner	Wolf
9/19	W	9-2	Zito	Narveson	7/07	W	15-2	Lincecum	Narveson
					7/08	W	9-3	Runzler	Parra

### Series Facts

Last Giants 3-game sweep, at SF..... Aug. 24-26, 2007  
 Last Giants 4-game sweep, at SF..... None  
 Last Giants 3-game sweep, at MIL..... Sept. 14-16, 2004  
 Last Giants 4-game sweep, at MIL..... July 5-8, 2010  
 Last Brewers 3-game sweep, at SF..... July 18-20, 2008  
 Last Brewers 4-game sweep, at SF..... None  
 Last Brewers 3-game sweep, at MIL..... April 4-6, 2008  
 Last Brewers 4-game sweep, at MIL..... None  
 Most runs scored vs. MIL..... 16, May 21, 2000 at MIL (16-10)  
 Most runs allowed vs. MIL..... 13 (3x),  
 last: April 4, 2008 at MIL (4-13)

Largest margin of victory... 13, July 7, 2010 at MIL (15-2)  
 Largest margin of defeat ... 10, July 7, 2001 vs. MIL (3-13)  
 Longest winning streak ..... 7 games,  
 Sept. 20, 2002-Sept. 12, 2003  
 Longest losing streak..... 7 games,  
 Sept. 21, 2006-June 20, 2007  
 Last SF doubleheader sweep, at SF..... None  
 Last SF doubleheader sweep, at MIL..... None  
 Last MIL doubleheader sweep, at SF..... None  
 Last MIL doubleheader sweep, at MIL..... None

# New York Mets

## NATIONAL LEAGUE EAST

Citi Field (Capacity: 41,800; First Year: 2009)  
Roosevelt Avenue  
Flushing, NY 11368

**Switchboard:** (718) 507-METS **Press Box:** (718) 507-METS x4518/4505  
**Media Relations Fax:** (718) 639-3619

Chairman of the Board and Chief Executive Officer..... Fred Wilpon  
General Manager.....Sandy Alderson  
Vice President, Media Relations.....Jay Horwitz (718) 565-4330  
Director, Media Relations.....Shannon Forde (718) 565-4323  
Manager, Media Relations.....Ethan Wilson (718) 803-4027



**Terry Collins**

1st season with New York  
0-0 (.000)  
7th season overall  
444-434 (.506)

### All-Time Series

(since 1962)

All-Time Series:..... 301-257  
At AT&T Park:..... 23-14  
At Citi Field..... 3-4

### 2011 Schedule

Dates	Site
May 3-5.....	NY
July 8-10.....	SF

### Series Record By Decade

1960s..... 87-51  
1970s..... 58-62  
1980s..... 65-49  
1990s..... 56-58  
2000s..... 31-34  
2010s..... 4-3

### Year-By-Year Series Results (1962-2010)

Year	Home	Road	Totals	Year	Home	Road	Totals
1962	7-2	7-2	14-4	1987	1-5	2-4	3-9
1963	7-2	5-4	12-6	1988	5-1	3-3	8-4
1964	5-4	6-3	11-7	1989	5-1	4-2	9-3
1965	6-3	7-2	13-5	1990	4-2	1-5	5-7
1966	4-5	5-4	9-9	1991	4-2	2-4	6-6
1967	7-2	6-3	13-5	1992	1-5	1-5	2-10
1968	6-3	5-4	11-7	1993	4-2	4-2	8-4
1969	3-3	1-5	4-8	1994	2-4	4-2	6-6
1970	3-3	3-3	6-6	1995	4-3	4-2	8-5
1971	4-2	4-2	8-4	1996	4-2	2-4	6-6
1972	2-4	2-4	4-8	1997	3-2	5-1	8-3
1973	4-2	3-3	7-5	1998	4-2	1-2	5-4
1974	3-3	3-3	6-6	1999	1-2	1-5	2-7
1975	3-3	1-5	4-8	2000	4-0	1-3	5-3
1976	2-4	3-3	5-7	2001	3-0	1-3	4-3
1977	3-3	2-4	5-7	2002	3-0	3-0	6-0
1978	4-2	5-1	9-3	2003	2-2	0-2	2-4
1979	3-3	1-5	4-8	2004	2-1	0-3	2-4
1980	5-1	4-2	9-3	2005	2-1	1-2	3-3
1981	2-1	2-1	4-2	2006	1-2	2-1	3-3
1982	4-2	4-2	8-4	2007	1-2	1-2	2-4
1983	3-3	4-2	7-5	2008	1-2	0-3	1-5
1984	3-3	5-1	8-4	2009	1-3	2-2	3-5
1985	2-4	2-4	4-8	2010	3-1	1-2	4-3
1986	2-4	3-3	5-7				

### 2010 MEETINGS (GIANTS WON SEASON SERIES, 4-3)

AT AT&T PARK (3-1 in 2010)					AT CITI FIELD (1-2 in 2010)				
DATE	W-L	SCORE	WINNER	LOSER	DATE	W-L	SCORE	WINNER	LOSER
7/15	W	2-0	Lincecum	Dickey	5/07	L	4-6	Rodriguez	Romo
7/16	W	1-0	Zito	Niese	5/08	L	4-5(11)	Takahashi	Mota
7/17	W	8-4	Cain	Takahashi	5/09	W	6-5	Romo	Mejia
7/18	L	3-4(10)	Rodriguez	Wilson					

### Series Facts

Last Giants 3-game sweep, at SF.....Aug. 20-22, 2002  
Last Giants 4-game sweep, at SF..... May 1-4, 2000  
Last Giants 3-game sweep, at NY..... May 7-9, 2002  
Last Giants 4-game sweep, at NY..... June 1-3, 1962  
Last Mets 3-game sweep, at SF..... July 4-6, 1994  
Last Mets 4-game sweep, at SF..... None  
Last Mets 3-game sweep, at NY..... July 8-10, 2008  
Last Mets 4-game sweep, at NY..... Aug. 30-Sept. 2, 1990  
Most runs scored vs. NY..... 17, May 4, 1963 at NY (17-4)  
Most runs allowed vs. NY..... 15, Aug. 27, 1997 at NY (6-15)

Largest margin of victory..... 13, May 4, 1963 at NY (17-4)  
Largest margin of defeat..... 13, June 1, 1992 at NY (1-14)  
Longest winning streak..... 9 games (2x),  
last: Aug. 27, 2001-May 16, 2003  
Longest losing streak..... 8 games (2x),  
last: June 3, 2008-May 16, 2009  
Last SF doubleheader sweep, at SF..... May 19, 1996  
Last SF doubleheader sweep, at NY..... April 13, 1997  
Last NY doubleheader sweep, at SF..... June 13, 1976  
Last NY doubleheader sweep, at NY..... July 13, 1979

# Philadelphia Phillies

## NATIONAL LEAGUE EAST

Citizens Bank Park (Capacity: 43,647; First Year: 2004)  
One Citizens Bank Way  
Philadelphia, PA 19148

**Switchboard:** (215) 463-6000

**Media Relations:** (215) 218-5367

**Press Box:** (215) 218-5468

**Media Relations Fax:** (215) 389-3050

General Partner, President and Chief Executive Officer..... David Montgomery  
Senior Vice President and General Manager..... Rubén Amaro, Jr.  
Vice President, Communications..... Bonnie Clark (215) 218-5371  
Director, Baseball Communications..... Greg Casterioto (215) 218-5297  
Coordinator, Baseball Communications..... Kevin Gregg (215) 218-5127  
Director, Team Travel and Clubhouse Services..... Frank Coppenbarger  
(215) 218-5393



**Charlie Manuel**

7th season with Philadelphia  
544-428 (.560)  
10th season overall  
764-618 (.553)

### Year-By-Year Series Results (1958-2010)

Year	Home	Road	Totals	Year	Home	Road	Totals
1958	7-4	7-4	<b>14-8</b>	1985	4-2	2-4	<b>6-6</b>
1959	7-4	6-5	<b>13-9</b>	1986	3-3	0-6	<b>3-9</b>
1960	8-3	6-5	<b>14-8</b>	1987	5-1	5-1	<b>10-2</b>
1961	5-6	9-2-1	<b>14-8-1</b>	1988	4-2	1-5	<b>5-7</b>
1962	7-2	6-3	<b>13-5</b>	1989	4-2	4-2	<b>8-4</b>
1963	5-4	5-4	<b>10-8</b>	1990	3-3	1-5	<b>4-8</b>
1964	3-6	5-4	<b>8-10</b>	1991	4-2	2-4	<b>6-6</b>
1965	5-4	5-4	<b>10-8</b>	1992	5-1	4-2	<b>9-3</b>
1966	5-4	3-6	<b>8-10</b>	1993	4-2	4-2	<b>8-4</b>
1967	6-4	4-4	<b>10-8</b>	1994	5-1	3-3	<b>8-4</b>
1968	5-4	4-5	<b>9-9</b>	1995	5-1	1-5	<b>6-6</b>
1969	6-0	3-3	<b>9-3</b>	1996	3-3	3-3	<b>6-6</b>
1970	2-4	2-4	<b>4-8</b>	1997	4-2	4-1	<b>8-3</b>
1971	3-3	3-3	<b>6-6</b>	1998	2-2	4-0	<b>6-2</b>
1972	3-3	3-3	<b>6-6</b>	1999	4-0	2-2	<b>6-2</b>
1973	5-1	2-4	<b>7-5</b>	2000	6-0	1-2	<b>7-2</b>
1974	2-4	2-4	<b>4-8</b>	2001	2-1	1-2	<b>3-3</b>
1975	3-3	2-4	<b>5-7</b>	2002	2-1	1-2	<b>3-3</b>
1976	4-2	2-4	<b>6-6</b>	2003	2-1	1-2	<b>3-3</b>
1977	1-5	2-4	<b>3-9</b>	2004	1-2	3-0	<b>4-2</b>
1978	5-1	1-5	<b>6-6</b>	2005	1-2	0-3	<b>1-5</b>
1979	4-2	2-4	<b>6-6</b>	2006	1-1	0-3	<b>1-5</b>
1980	2-4	4-2	<b>6-6</b>	2007	2-2	2-2	<b>4-4</b>
1981	2-1	1-3	<b>3-4</b>	2008	2-1	1-2	<b>3-3</b>
1982	1-5	1-5	<b>2-10</b>	2009	3-1	1-2	<b>4-3</b>
1983	4-2	3-3	<b>7-5</b>	2010	2-1	1-2	<b>3-3</b>
1984	1-5	3-3	<b>4-8</b>				

### All-Time Series

(since 1883)  
All-Time Series: ...1,233-906-19  
NY Era: .....891-604-18  
SF Era: .....342-302-1  
At AT&T Park: .....24-14  
At Citizens Bank Park: .....8-14

### 2011 Schedule

**Dates** **Site**  
July 26-28 ..... PHI  
Aug. 4-7 ..... SF

### Series Record By Decade

1883-89.....75-42-6  
1890s.....55-80-2  
1900s.....55-80-2  
1900s.....121-87-2  
1910s.....124-85-4  
1920s.....149-65  
1930s.....145-72-3  
1940s.....129-91-1  
1950s.....121-99  
1960s.....105-77-1  
1970s.....53-67  
1980s.....54-61  
1990s.....67-44  
2000s.....33-33  
2010s.....3-3

### 2010 MEETINGS (SEASON SERIES TIED, 3-3)

AT AT&T PARK (2-1 in 2010)					AT CITIZENS BANK PARK (1-2 in 2010)				
DATE	W-L	SCORE	WINNER	LOSER	DATE	W-L	SCORE	WINNER	LOSER
4/26	W	5-1	Sanchez	Halladay	8/17	L	3-9	Oswalt	Zito
4/27	W	6-2	Wellemeyer	Moyer	8/18	L	2-8	Blanton	Cain
4/28	L	6-7(11)	Madson	Romo	8/19	W	5-2	Sanchez	Hamels

### Series Facts

Last Giants 3-game sweep, at SF ..... Sept. 4-6, 2000  
Last Giants 4-game sweep, at SF ..... Aug. 30-Sept. 2, 1999  
Last Giants 3-game sweep, at PHI ..... Aug. 13-15, 2004  
Last Giants 4-game sweep, at PHI ..... July 31-Aug. 3, 1998  
Last Phillies 3-game sweep, at SF ..... May 18-20, 1984  
Last Phillies 4-game sweep, at SF ..... Aug. 6-8, 1943  
Last Phillies 3-game sweep, at PHI ..... May 5-7, 2006  
Last Phillies 4-game sweep, at PHI ..... May 13-16, 1982  
Most runs scored vs. PHI ..... 29, June 15, 1887 vs. PHI (29-1)  
since 1900 ..... 24, Sept. 2, 1925 at PHI (24-9)  
Most runs allowed vs. PHI ..... 23, Aug. 15, 1895 at PHI (9-23)  
since 1900 ..... 19, April 28, 1900 at PHI (1-19)

Largest margin of victory ..... 28, June 15, 1887 vs. PHI (29-1)  
since 1900 ..... 18, July 11, 1931 at PHI (23-5)  
Largest margin of defeat ..... 18, April 28, 1900 at PHI (1-19)  
Longest winning streak ..... 12 games (4x),  
July 28, 1945 (1)-April 22, 1946  
Longest losing streak ..... 10 games,  
May 30 (1)-April 29, 1902  
Last SF doubleheader sweep, at SF ..... July 7, 1992  
Last SF doubleheader sweep, at PHI ..... July 31, 1970  
Last PHI doubleheader sweep, at SF ..... July 14, 1974  
Last PHI doubleheader sweep, at PHI ..... June 18, 1968

# Pittsburgh Pirates

## NATIONAL LEAGUE CENTRAL

PNC Park at North Shore (Capacity: 38,362; First Year: 2001)  
115 Federal Street  
Pittsburgh, PA 15212

**Switchboard:** (412) 323-5000

**Press Box:** (412) 325-4622/4623

**Media Relations:** (412) 325-4728

**Media Relations Fax:** (412) 325-4413

President ..... Frank Coonelly  
Senior Vice President, General Manager ..... Neal Huntington  
Director, Media Relations ..... Jim Trdinich (412) 325-4728  
Manager, Media Services ..... Dan Hart (412) 325-4976  
Traveling Secretary ..... Greg Johnson (412) 325-4715



**Clint Hurdle**

1st season with Pittsburgh  
0-0 (.000)  
9th season overall  
534-625 (.461)

### Year-By-Year Series Results (1958-2010)

Year	Home	Road	Totals	Year	Home	Road	Totals
1958	6-5	4-7	<b>10-12</b>	1985	5-1	4-2	<b>9-3</b>
1959	7-4	5-6	<b>12-10</b>	1986	4-2	4-2	<b>8-4</b>
1960	5-6	3-8-1	<b>8-14-1</b>	1987	3-3	3-3	<b>6-6</b>
1961	7-4	5-6	<b>12-10</b>	1988	3-3	1-5	<b>4-8</b>
1962	8-1	3-6	<b>11-7</b>	1989	4-2	3-3	<b>7-5</b>
1963	8-1	5-4	<b>13-5</b>	1990	1-5	3-3	<b>4-8</b>
1964	5-4	5-4	<b>10-8</b>	1991	2-4	3-3	<b>5-7</b>
1965	6-3	1-8-1	<b>7-11-1</b>	1992	5-1	1-5	<b>6-6</b>
1966	4-5	7-2	<b>11-7</b>	1993	3-3	4-2	<b>7-5</b>
1967	7-2	3-6	<b>10-8</b>	1994	3-0	2-1	<b>5-1</b>
1968	4-5	7-2	<b>11-7</b>	1995	4-2	2-4	<b>6-6</b>
1969	3-3	4-2	<b>7-5</b>	1996	0-7	4-1	<b>4-8</b>
1970	5-1	3-3	<b>8-4</b>	1997	2-4	1-4	<b>3-8</b>
1971	5-1	4-2	<b>9-3</b>	1998	6-0	1-2	<b>7-2</b>
1972	2-4	1-5	<b>3-9</b>	1999	2-1	3-3	<b>5-4</b>
1973	3-3	4-2	<b>7-5</b>	2000	3-1	3-1	<b>6-2</b>
1974	2-4	2-4	<b>4-8</b>	2001	3-0	2-1	<b>5-1</b>
1975	5-1	2-4	<b>7-5</b>	2002	2-1	2-1	<b>4-2</b>
1976	3-3	0-6	<b>3-9</b>	2003	2-1	2-1	<b>4-2</b>
1977	5-1	5-1	<b>10-2</b>	2004	0-3	1-2	<b>1-5</b>
1978	4-2	4-2	<b>8-4</b>	2005	1-2	3-0	<b>4-2</b>
1979	0-6	3-3	<b>3-9</b>	2006	1-3	0-3	<b>1-6</b>
1980	2-4	2-4	<b>4-8</b>	2007	0-3	2-1	<b>2-4</b>
1981	4-0	3-3	<b>7-3</b>	2008	2-1	0-3	<b>2-4</b>
1982	3-3	3-3	<b>6-6</b>	2009	3-0	1-2	<b>4-2</b>
1983	3-3	3-3	<b>6-6</b>	2010	2-1	2-1	<b>4-2</b>
1984	6-0	0-6	<b>6-6</b>				

### 2010 MEETINGS (GIANTS WON SEASON SERIES, 4-2)

AT AT&T PARK (2-1 in 2010)					AT PNC PARK (2-1 in 2010)				
DATE	W-L	SCORE	WINNER	LOSER	DATE	W-L	SCORE	WINNER	LOSER
4/12	W	9-3	Zito	Burres	6/04	W	6-4	Sanchez	Duke
4/13	L	5-6	Meek	Affeldt	6/05	L	3-6	Maholm	Wellemeier
4/14	W	6-0	Sanchez	Morton	6/06	W	6-5(10)	Wilson	Dotel

### Series Facts

Last Giants 3-game sweep, at SF ..... July 27-29, 2009  
Last Giants 4-game sweep, at SF ..... Sept. 21-24, 1998  
Last Giants 3-game sweep, at PIT ..... April 29-May 1, 2005  
Last Giants 4-game sweep, at PIT ..... May 20-22, 1955  
Last Pirates 3-game sweep, at SF ..... Aug. 10-12, 2007  
Last Pirates 4-game sweep, at SF ..... Sept. 12-15, 1996  
with double-header on 15th  
Last Pirates 3-game sweep, at PIT ..... May 6-8, 2008  
Last Pirates 4-game sweep, at PIT ..... July 14-17, 1988  
Most runs scored vs. PIT ..... 21, May 25, 1954 vs. PIT (21-4)  
Most runs allowed vs. PIT ..... 20, Aug. 22, 1907 vs. PIT (5-20)

Largest margin of victory ..... 17 (3 times),  
last: May 25, 1954 vs. PIT (21-4)  
Largest margin of defeat ..... 17, June 6, 1943 at PIT (1-18)  
Longest winning streak ..... 14 games,  
July 10, 1890-May 11, 1891  
Longest losing streak ..... 12 games, July 4 (2)-Sept. 25, 1901  
Last SF doubleheader sweep, at SF ..... June 19, 1977  
Last SF doubleheader sweep, at PIT ..... July 6, 1987  
Last PIT doubleheader sweep, at SF ..... Sept. 15, 1996  
Last PIT doubleheader sweep, at PIT ..... July 13, 1984

# St. Louis Cardinals

## NATIONAL LEAGUE CENTRAL

Busch Stadium (Capacity: 43,975; First Year: 2006)  
250 Stadium Plaza  
St. Louis, MO 63102

**Switchboard:** (314) 345-9600

**Media Relations Fax:** (314) 345-9530

Chairman & Chief Executive Officer..... William O. DeWitt, Jr.  
Senior Vice President and General Manager ..... John Mozeliak  
Director of Media Relations ..... Brian Bartow (314) 345-9313  
Manager Media Relations & New Media ..... Melody Yount (314) 345-9470  
Media Relations Specialist ..... Chris Tunno (314) 345-9781  
Traveling Secretary ..... C.J. Cherre (314) 345-9336



### Tony La Russa

16th season with St. Louis  
1,318-1,110 (.543)  
33rd season overall  
2,638-2,293 (.535)

### All-Time Series

(since 1892)

All-Time Series: ..... 1,050-942-9  
NY Era ..... 727-625-9  
SF Era: ..... 323-317  
At AT&T Park: ..... 19-14  
At Busch Stadium: ..... 7-8

### 2011 Schedule

**Dates** **Site**  
**April 8-10** ..... SF  
**May 30-June 2** ..... STL

### Series Record By Decade

1892-99 ..... 70-30-4  
1900s ..... 133-78-2  
1910s ..... 131-81  
1920s ..... 123-95  
1930s ..... 110-107-2  
1940s ..... 77-141-1  
1950s ..... 112-108  
1960s ..... 90-92  
1970s ..... 60-60  
1980s ..... 53-60  
1990s ..... 54-58  
2000s ..... 34-29  
2010s ..... 3-3

### Year-By-Year Series Results (1958-2010)

Year	Home	Road	Totals	Year	Home	Road	Totals
1958	8-3	5-6	13-9	1985	1-5	1-5	2-10
1959	8-3	8-3	16-6	1986	4-2	1-5	5-7
1960	7-4	6-5	13-9	1987	4-2	3-3	7-5
1961	5-6	4-7	9-13	1988	4-2	3-3	7-5
1962	6-3	3-6	9-9	1989	5-1	2-4	7-5
1963	6-3	2-7	8-10	1990	5-1	4-2	9-3
1964	4-5	5-4	9-9	1991	2-4	2-4	4-8
1965	4-5	6-3	10-8	1992	3-3	2-4	5-7
1966	6-3	6-3	12-6	1993	1-5	3-3	4-8
1967	3-6	4-5	7-11	1994	1-2	1-2	2-4
1968	4-5	6-3	10-8	1995	5-2	2-4	7-6
1969	1-5	2-4	3-9	1996	3-3	4-3	7-6
1970	4-2	3-3	7-5	1997	2-3	1-5	3-8
1971	3-3	2-4	5-7	1998	3-3	4-2	7-5
1972	1-5	4-2	5-7	1999	4-2	2-1	6-3
1973	3-3	3-3	6-6	2000	2-1	3-3	5-4
1974	4-2	2-4	6-6	2001	3-0	1-2	4-2
1975	4-2	1-5	5-7	2002	1-3	1-1	2-4
1976	2-4	3-3	5-7	2003	2-0	3-1	5-1
1977	3-3	4-2	7-5	2004	1-2	2-1	3-3
1978	5-1	4-2	9-3	2005	1-2	1-2	2-4
1979	4-2	1-5	5-7	2006	1-2	0-2	1-4
1980	5-1	2-4	7-5	2007	2-0	2-1	4-1
1981	1-1	1-2	2-3	2008	2-2	2-1	4-3
1982	3-3	2-4	5-7	2009	2-1	2-2	4-3
1983	3-3	1-5	4-8	2010	2-1	1-2	3-3
1984	2-4	5-1	7-5				

### 2010 MEETINGS (SEASON SERIES TIED, 3-3)

AT AT&T PARK (2-1 in 2010)					AT BUSCH STADIUM (1-2 in 2010)				
DATE	W-L	SCORE	WINNER	LOSER	DATE	W-L	SCORE	WINNER	LOSER
4/23	W	4-1	Lincecum	Garcia	8/20	W	6-3	Bumgarner	Westbrook
4/24	W	2-0	Zito	Wainwright	8/21	L	1-5	Carpenter	Lincecum
4/25	L	0-2	Penny	Cain	8/22	L	0-9	Garcia	Zito

### Series Facts

Last Giants 3-game sweep, at SF ..... June 29-July 1, 2001  
Last Giants 4-game sweep, at SF ..... July 24-26, 1987  
Last Giants 3-game sweep, at STL ..... June 5-7, 1998  
Last Giants 4-game sweep, at STL ..... June 6-8, 1940 (both DH)  
Last Cardinals 3-game sweep, at SF ..... July 17-19, 1991  
Last Cardinals 4-game sweep, at SF ..... Sept. 9-12, 1993  
Last Cardinals 3-game sweep, at STL ..... Sept. 11-13, 1995  
Last Cardinals 4-game sweep, at STL ..... June 8-10, 1962  
Most runs scored vs. STL ..... 21, July 9, 1988 vs. STL (21-2)  
Most runs allowed vs. STL ..... 23, June 1, 1895 vs. STL (2-23)  
since 1900 ..... 21, Aug. 2, 1948 vs. STL (5-21)

Largest margin of victory ..... 19, July 9, 1988 vs. STL (21-2)  
Largest margin of defeat ..... 21, June 1, 1895 vs. STL (23-2)  
since 1900 ..... 17, July 4, 1945 (2) (2-19)  
Longest winning streak ..... 15 games, June 14-Sept. 29, 1906 (1)  
Longest losing streak ..... 10 games (2x),  
last: Aug. 27, 1949 (1)-June 11, 1950 (2)  
Last SF doubleheader sweep, at SF ..... July 26, 1987  
Last SF doubleheader sweep, at STL ..... Sept. 6, 1968  
Last STL doubleheader sweep, at SF ..... July 4, 1984  
Last STL doubleheader sweep, at STL ..... June 10, 1962

# San Diego Padres



## NATIONAL LEAGUE WEST

PETCO Park (Capacity: 42,691; First Year: 2004)  
100 Park Boulevard  
San Diego, CA 92101

**Switchboard:** (619) 795-5000

**Press Box:** (619) 795-5267

**Media Relations:** (619) 795-5265

**Media Relations Fax:** (619) 795-5266

Vice Chairman and Chief Executive Officer.....Jeff Moorad  
Executive Vice President/General Manager.....Jed Hoyer  
Director, Communications.....Warren Miller (619) 795-5260  
Manager, Media Relations.....Bret Picciolo (619) 795-5262  
Assistant, Media Relations.....Josh Ishoo (619) 795-5258  
Director, Team Travel and Equipment Manager.....Brian Prilaman (619) 795-5352



**Bud Black**

5th season with San Diego  
317-332 (.488)

### Year-By-Year Series Results (1969-2010)

Year	Home	Road	Totals	Year	Home	Road	Totals
1969	5-4	7-2	12-6	1990	4-5	7-2	11-7
1970	6-3	7-2	13-5	1991	4-5	3-6	7-11
1971	8-1	5-4	13-5	1992	4-5	3-6	7-11
1972	4-1	6-3	10-4	1993	6-1	4-2	10-3
1973	6-3	5-4	11-7	1994	0-3	2-2	2-5
1974	5-4	2-7	7-11	1995	2-4	5-2	7-6
1975	6-3	4-5	10-8	1996	1-6	1-5	2-11
1976	6-3	4-5	10-8	1997	4-2	4-2	8-4
1977	4-5	6-3	10-8	1998	2-4	2-4	4-8
1978	5-4	5-4	10-8	1999	4-2	3-3	7-5
1979	5-4	5-4	10-8	2000	3-3	4-2	7-5
1980	6-3	2-7	8-10	2001	8-2	6-3	14-5
1981	3-4	4-2	7-6	2002	8-1	6-4	14-5
1982	4-5	4-5	8-10	2003	7-3	7-2	14-5
1983	5-4	2-7	7-11	2004	3-6	4-6	7-12
1984	2-7	3-6	5-13	2005	4-5	2-7	6-12
1985	5-4	1-8	6-12	2006	5-4	7-3	12-7
1986	7-2	3-6	10-8	2007	3-6	1-8	4-14
1987	6-3	7-2	13-5	2008	6-3	7-2	13-5
1988	4-5	6-3	10-8	2009	6-3	2-7	8-10
1989	5-4	5-4	10-8	2010	2-7	4-5	6-12

### All-Time Series

(since 1969)

All-Time Series:.....370-332  
At AT&T Park:.....55-43  
At PETCO Park:.....27-38

### 2011 Schedule

Dates	Site
April 5-6	SD
July 4-7	SF
July 14-17	SD
Aug. 23-24	SF
Sept. 5-7	SD
Sept. 12-14	SF

### Series Record By Decade

1960s	12-6
1970s	104-72
1980s	84-91
1990s	65-71
2000s	99-80
2010s	6-12

### 2010 MEETINGS (GIANTS LOST SEASON SERIES, 6-12)

#### AT AT&T PARK (2-7 in 2010)

DATE	W-L	SCORE	WINNER	LOSER
5/11	L	2-3	Webb	Zito
5/12	L	2-5	Richard	Cain
5/13	L	0-1	Latos	Sanchez
8/13	L	2-3	Richard	Sanchez
8/14	W	3-2(11)	Casilla	Stauffer
8/15	L	2-8	LeBlanc	Lincecum
10/01	L	4-6	Richard	Cain
10/02	L	2-4	Stauffer	Zito
10/03	W	3-0	Sanchez	Latos

#### AT PETCO PARK (4-5 in 2010)

DATE	W-L	SCORE	WINNER	LOSER
4/19	L	2-3(10)	Stauffer	Affeldt
4/20	L	0-1	Latos	Sanchez
4/21	L	2-5	Garland	Wellmeyer
5/17	L	1-3	Richard	Cain
5/18	W	7-6(12)	Runzler	Ramos
9/09	W	7-3	Cain	Garland
9/10	W	1-0	Casilla	Richard
9/11	L	0-1	Stauffer	Bumgarner
9/12	W	6-1	Lincecum	Latos

### Series Facts

Last Giants 3-game sweep, at SF.....Aug. 22-24, 2008  
Last Giants 4-game sweep, at SF.....Sept. 24-27, 1993  
Last Giants 3-game sweep, at SD.....March 31-April 2, 2003  
Last Giants 4-game sweep, at SD.....Aug. 14-17, 2006  
Last Padres 3-game sweep, at SF.....May 11-13, 2010  
Last Padres 4-game sweep, at SF.....June 27-30, 1996  
Last Padres 3-game sweep, at SD.....April 19-21, 2010  
Last Padres 4-game sweep, at SD.....Aug. 14-17, 2006  
Most runs scored vs. SD.....18, June 23, 1986 vs. SD (18-1)  
Most runs allowed vs. SD.....17, May 23, 1970 vs. SD (16-17)

Largest margin of victory.....17, June 23, 1986 vs. SD (18-1)  
Largest margin of defeat.....12 (2x), last: July 2, 1995 vs. SD (3-15)  
Longest winning streak.....8 games, June 21, 1987-April 9, 1988  
Longest losing streak.....10 games, May 1-Sept. 16, 1996  
Last SF doubleheader sweep, at SF.....June 16, 1985  
Last SF doubleheader sweep, at SD.....None  
Last SD doubleheader sweep, at SF.....Sept. 24, 1984  
Last SD doubleheader sweep, at SD.....June 24, 1975

# Washington Nationals

## NATIONAL LEAGUE EAST

Nationals Park (Capacity: 41,888; First Year: 2008)  
1500 South Capitol Street, SE  
Washington, DC 20003-1507

**Switchboard:** (202) 640-7000

**Press Box:** (202) 640-7710

**Media Relations:** (202) 675-5100

**Media Relations Fax:** (202) 640-7999

Managing Principal Owner..... Theodore N. Lerner  
Executive Vice President of Baseball Operations & General Manager.....Mike Rizzo  
Senior Director, Baseball Media Relations.....John Dever (202) 640-7437  
Director, Baseball Media Relations..... Mike Gazda (202) 640-7417  
Coordinator, Baseball Media Relations.....Bill Gluvna (202) 640-7439  
Director, Team Travel .....Rob McDonald (202) 640-7416



**Jim Riggles**

3rd season with Washington  
102-135 (.430)  
12th season overall  
624-787 (.442)

### All-Time Series

(since 1969)

All-Time Series: ..... 227-208  
At AT&T Park: ..... 21-18  
At Nationals Park: ..... 8-2

### 2011 Schedule

Dates	Site
April 29-May 2	WSH
June 6-8	SF

### Series Record By Decade

1960s..... 11-1  
1970s..... 61-59  
1980s..... 56-59  
1990s..... 59-56  
2000s..... 36-31  
2010s..... 4-2

### Year-By-Year Series Results (1969-2010)

Year	Home	Road	Totals	Year	Home	Road	Totals
1969	5-1	6-0	11-1	1990	3-3	2-4	5-7
1970	3-3	3-3	6-6	1991	3-3	2-4	5-7
1971	5-1	0-6	5-7	1992	4-2	3-3	7-5
1972	2-4	4-2	6-6	1993	6-0	3-3	9-3
1973	3-3	3-3	6-6	1994	3-3	4-2	7-5
1974	4-2	4-2	8-4	1995	2-4	4-3	6-7
1975	2-4	5-1	7-5	1996	3-4	1-5	4-9
1976	4-2	1-5	5-7	1997	3-3	2-3	5-6
1977	3-3	3-3	6-6	1998	5-1	1-2	6-3
1978	4-2	3-3	7-5	1999	2-1	3-3	5-4
1979	2-4	3-3	5-7	2000	3-3	3-0	6-3
1980	2-4	3-3	5-7	2001	3-1	2-1	5-2
1981	2-1	3-1	5-2	2002	1-2	1-2	2-4
1982	4-2	4-2	8-4	2003	0-3	0-4	0-7
1983	2-4	2-4	4-8	2004	3-1	2-0	5-1
1984	2-4	3-3	5-7	2005	1-2	2-1	3-3
1985	2-4	3-3	5-7	2006	1-2	0-3	1-5
1986	3-3	4-2	7-5	2007	2-2	1-2	3-4
1987	3-3	4-2	7-5	2008	3-0	4-0	7-0
1988	3-3	2-4	5-7	2009	2-1	2-1	4-2
1989	2-4	3-3	5-7	2010	2-1	2-1	4-2

### 2010 MEETINGS (GIANTS WON SEASON SERIES, 4-2)

AT AT&T PARK (2-1 in 2010)					AT NATIONALS PARK (2-1 in 2010)				
DATE	W-L	SCORE	WINNER	LOSER	DATE	W-L	SCORE	WINNER	LOSER
5/25	W	4-2	Wellemeyer	Hernandez	7/09	L	1-8	Strasburg	Cain
5/26	L	3-7	Atilano	Lincecum	7/10	W	10-5	Casilla	Clippard
5/27	W	5-4	Casilla	Burnett	7/11	W	6-2	Bumgarner	Hernandez

### Series Facts

Last Giants 3-game sweep, at SF..... July 22-24, 2008  
Last Giants 4-game sweep, at SF..... May 28-30, 1971  
Last Giants 3-game sweep, at WSH/MON ..... Aug. 15-17, 2000  
Last Giants 4-game sweep, at WSH/MON..... June 6-9, 2008  
Last Nationals/Expos 3-game sweep, at SF..... May 12-14, 2003  
Last Nationals/Expos 4-game sweep, at SF..... July 13-15, 1975  
Last Nationals/Expos 3-game sweep, at WSH/MON .....  
July 25-27, 2006  
Last Nationals/Expos 4-game sweep, at WSH/MON .....  
Aug. 15-18, 2003  
Most runs scored vs. WSH/MON ..... 18, May 24, 2000 vs.  
MON (18-0)

Most runs allowed vs. WSH/MON ..... 19, May 7, 1997 vs.  
MON (3-19)  
Largest margin of victory ..... 18, May 24, 2000 vs. MON (18-0)  
Largest margin of defeat ..... 16, May 7, 1997 vs. MON (3-19)  
Longest winning streak ..... 9 games (2x),  
last: June 6, 2008-May 12, 2009 vs. WSH  
Longest losing streak ..... 7 games (twice),  
last: May 12-Aug. 18, 2003  
Last SF doubleheader sweep, at SF ..... May 14, 1998  
Last SF doubleheader sweep, at WSH/MON ..... June 4, 2009  
Last WAS doubleheader sweep, at SF ..... June 15, 1975  
Last WAS doubleheader sweep, at WSH/MON ..... None

# Cleveland Indians

## AMERICAN LEAGUE CENTRAL

Progressive Field (Capacity: 43,441; First Year: 1994)  
2401 Ontario Street  
Cleveland, OH 44115

**Switchboard:** (216) 420-4200

**Press Box:** (216) 420-4654

**Media Relations Fax:** (216) 420-4886

Owner & Chief Executive Officer.....Lawrence J. Nolan  
President .....Mark Shapiro  
Executive Vice President, General Manager .....Chris Antonetti  
Director, Media Relations .....Bart Swain (216) 420-4386  
Manager, Media Relations.....Jeff Sibel (216) 420-4391  
Traveling Secretary.....Mike Seghi (216) 420-4303



### Manny Acta

2nd season with Indians  
69-93 (.426)  
5th season overall  
227-345 (.397)

### Year-By-Year Series Results (2005-2010)

Year	Home	Road	Totals	Year	Home	Road	Totals
2005	0-3		0-3	2008		2-1	2-1
2006			DNP	2009			DNP
2007			DNP	2010			DNP

### All-Time Series

(since 2005)  
All-Time Series: .....2-4  
At AT&T Park: .....0-3  
At Progressive Field .....2-1

### 2011 Schedule

**Dates** **Site**  
June 24-26 .....SF

2011 Opponents

# Detroit Tigers

## AMERICAN LEAGUE CENTRAL

Comerica Park (Capacity: 41,255; First Year: 2000)  
2100 Woodward  
Detroit, MI 48201

**Switchboard:** (313) 471-2000

**Press Box:** (313) 471-2103

**PR Fax:** (313) 471-2138

**Press Box Fax:** (313) 471-2138

Owner/Director .....Michael Illitch  
President/CEO/General Manager .....David Dombrowski  
Director, Media Relations .....Brian Britten (313) 471-2276  
Manager, Media Relations.....Rick Thompson (313) 471-2114  
Traveling Secretary .....Bill Brown (313) 471-2092



### Jim Leyland

6th season with Detroit  
424-387 (.523)  
20th season overall  
1,493-1,518 (.496)

### Year-By-Year Series Results (2003-2010)

Year	Home	Road	Totals	Year	Home	Road	Totals
2003	3-0		3-0	2007			DNP
2004			DNP	2008	1-2		1-2
2005		1-2	1-2	2009			DNP
2006			DNP	2010			DNP

### All-Time Series

(since 2003)  
All-Time Series: .....5-4  
At AT&T Park: .....4-2  
At Comerica Park: .....1-2

### 2011 Schedule

**Dates** **Site**  
July 1-3 .....DET

# Minnesota Twins

## AMERICAN LEAGUE CENTRAL

Target Field (Capacity: 49,539; First Year: 2010)

1 Twins Way

Minneapolis, MN 55403

**Switchboard:** (612) 659-3400

**Press Box:** (612) 659-2135

**Media Relations Fax:** (612) 659-4029

President ..... Dave St. Peter  
 Senior Vice President/General Manager ..... Bill Smith  
 Director, Baseball Communications ..... Mike Herman (612) 659-3471  
 Senior Manager, Baseball Communications ..... Dustin Morse (612) 659-3472  
 Senior Director, Team Travel ..... Remzi Kiratli



**Ron Gardenhire**

10th season with Minnesota  
 803-656 (.550)

### All-Time Series

(since 2003)

All-Time Series: ..... 3-3

At AT&T Park: ..... 1-2

At Target Field: ..... 0-0

### 2011 Schedule

**Dates** ..... **Site**

June 21-23 ..... SF

Year-By-Year Series Results (2003-2010)							
Year	Home	Road	Totals	Year	Home	Road	Totals
2003	1-2		1-2	2007			DNP
2004			DNP	2008			DNP
2005		2-1	2-1	2009			DNP
2006			DNP	2010			DNP

## Interleague Firsts

The Giants' game vs. the Texas Rangers, played June 12, 1997 at the Ballpark in Arlington (which began at 7:11 pm CDT), marked the 1st interleague contest in Major League history. Listed below are official MLB interleague firsts accomplished by a Giant on that date or subsequent dates:

Player	Feat	Date	Location
Darryl Hamilton	1st batter	June 12	The Ballpark in Arlington
	1st hit	June 12	The Ballpark in Arlington
Stan Javier	1st home run	June 12	The Ballpark in Arlington
Mark Gardner	1st winning pitcher	June 12	The Ballpark in Arlington
Rod Beck	1st save	June 12	The Ballpark in Arlington
Glenallen Hill	1st NL Designated Hitter	June 12	The Ballpark in Arlington
Rich Aurilia	1st grand slam	June 14	Anaheim Stadium

# Oakland Athletics

## AMERICAN LEAGUE WEST

Oakland-Alameda County Coliseum (Capacity: 35,067; First Year: 1968)  
7000 Coliseum Way  
Oakland, CA 94621

**Switchboard:** (510) 638-4900

**Press Box:** (510) 563-2294

**Media Relations:** (510) 563-2380

**Media Relations Fax:** (510) 562-1633

Owner/Managing Partner ..... Lewis Wolff  
President ..... Michael Crowley  
General Manager ..... Billy Beane  
Director of Public Relations ..... Bob Rose (510) 563-2380  
Baseball Information Manager ..... Mike Selleck (510) 563-2233  
Manager, Media and Player Relations ..... Kristy Fick (510) 563-2236  
Director of Team Travel ..... Mickey Morabito (510) 563-2211



**Bob Geren**

5th season with Oakland  
307-340 (.474)

### All-Time Series

(since 1997)

All-Time Series: ..... 38-42  
At AT&T Park: ..... 18-15  
At Oakland-Alameda County  
Coliseum: ..... 17-23

### Year-By-Year Series Results (1997-2010)

Year	Home	Road	Totals	Year	Home	Road	Totals
1997	1-1	1-1	<b>2-2</b>	2004	1-2	2-1	<b>3-3</b>
1998	0-2	2-0	<b>2-2</b>	2005	2-1	0-3	<b>2-4</b>
1999	2-1	1-2	<b>3-3</b>	2006	1-2	2-1	<b>3-3</b>
2000	2-1	1-2	<b>3-3</b>	2007	0-3	1-2	<b>1-5</b>
2001	3-0	1-2	<b>4-2</b>	2008	0-3	2-1	<b>2-4</b>
2002	1-2	1-2	<b>2-4</b>	2009	3-0	2-1	<b>5-1</b>
2003	2-1	1-2	<b>3-3</b>	2010	3-0	0-3	<b>3-3</b>

### 2011 Schedule

Dates	Site
May 20-22	SF
June 17-19	OAK

### Series Record By Decade

1990s	7-7
2000s	28-32
2010s	3-3

### 2010 MEETINGS (SEASON SERIES TIED, 3-3)

AT AT&T PARK (3-0 in 2010)					AT OAKLAND COLISEUM (0-3 in 2010)				
DATE	W-L	SCORE	WINNER	LOSER	DATE	W-L	SCORE	WINNER	LOSER
6/11	W	6-2	Lincecum	Gonzalez	5/21	L	1-6	Cahill	Zito
6/12	W	5-4	Zito	Sheets	5/22	L	0-1	Gonzalez	Cain
6/13	W	6-2	Cain	Mazzaro	5/23	L	0-3	Wuertz	Sanchez

### Series Facts

Last Giants 3-game sweep, at SF ..... June 11-13, 2010  
Last Giants 4-game sweep, at SF ..... None  
Last Giants 3-game sweep, at OAK ..... None  
Last Giants 4-game sweep, at OAK ..... None  
Last Athletics 3-game sweep, at SF ..... June 13-15, 2008  
Last Athletics 4-game sweep, at SF ..... None  
Last Athletics 3-game sweep, at OAK ..... May 21-23, 2010  
Last Athletics 4-game sweep, at OAK ..... None  
Most runs scored vs. OAK ..... 18, June 4, 2000 at OAK (18-2)  
Most runs allowed vs. OAK ..... 16, June 26, 2005 at OAK (0-16)

Largest margin of victory ..... 16, June 4, 2000 at OAK (18-2)  
Largest margin of defeat ..... 16, June 26, 2005 at OAK (0-16)  
Longest winning streak ..... 5 games,  
June 28, 2008-June 14, 2009  
Longest losing streak ..... 7 games,  
June 8, 2007-June 27, 2008  
Last SF doubleheader sweep, at SF ..... None  
Last SF doubleheader sweep, at OAK ..... None  
Last OAK doubleheader sweep, at SF ..... None  
Last OAK doubleheader sweep, at OAK ..... None

# Giants Last Trades (By Club)

CLUB	DATE	ACQUIRED	TRADED
Arizona .....	July 3, 2005.....	OF Doug DeVore .....	RHP Matt Herges Cash considerations
Atlanta .....	Dec. 17, 2002.....	LHP Damian Moss..... RHP Merkin Valdez	RHP Russ Ortiz
Baltimore .....	Dec. 6, 2005.....	LHP Steve Kline .....	RHP LaTroy Hawkins Cash considerations
Boston .....	July 31, 2010.....	RHP Ramon Ramirez .....	RHP Daniel Turpen
Chicago-AL.....	July 28, 2002.....	OF Kenny Lofton .....	RHP Felix Diaz LHP Ryan Meaux
Chicago-NL .....	May 28, 2005.....	RHP LaTroy Hawkins .....	RHP David Aardsma RHP Jerome Williams
Cincinnati.....	July 21, 1995.....	RHP John Roper .....	RHP Dave Burba
		RHP Scott Service	RHP Mark Portugal
		LHP Ricky Pickett	OF Darren Lewis
		IF David McCarty	
		OF Deion Sanders	
Cleveland.....	July 27, 2009.....	IF Ryan Garko.....	LHP Scott Barnes
Colorado .....	July 31, 1998.....	OF Ellis Burks .....	RHP Jim Stoops OF Darryl Hamilton PTBNL (RHP Jason Brester)
Detroit .....	July 16, 1997.....	C Brian Johnson.....	C Marcus Jensen
Florida .....	Mar. 27, 2009.....	RHP Hector Correa .....	C Ronny Paulino
Houston.....	July 30, 2000.....	RHP Doug Henry.....	RHP Scott Linebrink
Kansas City.....	Aug. 13, 2010.....	OF Jose Guillen.....	RHP Kevin Pucetas
Los Angeles-AL .....	Dec. 21, 2005.....	OF Steve Finley .....	IF Edgardo Alfonzo
Los Angeles-NL.....	Aug. 9, 2007.....	PTBNL (IF Travis Denker).....	IF/OF Mark Sweeney
Milwaukee.....	July 20, 2008.....	OF Darren Ford .....	IF Ray Durham LHP Steve Hammond
Minnesota .....	Dec. 15, 2003.....	OF Dustan Mohr .....	PTBNL (LHP J.T. Thomas)
New York-AL.....	Dec. 13, 2001.....	RHP Jay Witasick.....	OF John Vander Wal
New York-NL.....	Dec. 16, 2001.....	IF Desi Relaford.....	LHP Shawn Estes OF Tsuyoshi Shinjo
Oakland.....	Dec. 4, 1990.....	OF Darren Lewis.....	IF Ernest Riles
Philadelphia .....	Mar. 27, 2009 .....	C Ronny Paulino .....	LHP Jack Taschner
Pittsburgh.....	July 31, 2010.....	LHP Javier Lopez.....	RHP Joe Martinez OF John Bowker
San Diego .....	July 13, 2003.....	RHP Matt Herges .....	RHP Clay Hensley PTBNL (RHP R.D. Spiehs)
Seattle.....	April 1, 2007.....	LHP Travis Blackley.....	OF Jason Ellison
St. Louis .....	July 31, 2001.....	LHP Jason Christiansen.....	RHP Kevin Joseph PTBNL (RHP Jason Farmer)
Tampa Bay.....	April 28, 2006.....	RHP Carlos Hines .....	RHP Tyler Walker
Texas .....	July 1, 2010.....	RHP Chris Ray.....	C Bengie Molina RHP Michael Main
Toronto .....	April 15, 2010.....	Cash considerations.....	OF Fred Lewis
Washington.....	July 28, 2006.....	LHP Mike Stanton .....	RHP Shairon Martis

# HISTORY



The Giants made history last season by winning their first title in the San Francisco era and their sixth championship overall.

# Giants Franchise Year-By-Year Finishes

Known as **New York Gothams**, 1883-1885, **New York Giants**, 1886-1957, **San Francisco Giants**, 1958-present

Year	Manager	Record	Pct.	GB	Finish
1883	John Clapp–Jim Mutrie .....	46-50	.479	16	6
1884	Jim Price–Jim Mutrie .....	62-50	.554	22	T4
1885	Jim Mutrie.....	85-27	.759	2	2
1886	Jim Mutrie.....	75-44	.630	12½	3
1887	Jim Mutrie.....	68-55	.553	10½	4
1888	Jim Mutrie.....	84-47	.641	+9	1†
1889	Jim Mutrie.....	83-43	.659	+1	1†
1890	Jim Mutrie.....	63-68	.481	24	6
1891	Jim Mutrie.....	71-61	.538	13	3
1892	Pat Powers .....	71-80	.470	31½	8
1893	Monte Ward.....	68-64	.515	19½	5
1894	Monte Ward.....	88-44	.667	3	2
1895	George Davis–Jack Doyle–Harvey Watkins.....	66-65	.504	21½	9
1896	Arthur Irwin–Bill Joyce .....	64-67	.489	27	7
1897	Bill Joyce .....	83-48	.634	9½	3
1898	Bill Joyce–Cap Anson.....	77-73	.513	25½	7
1899	John Day–Fred Hoey.....	60-90	.400	42	10
1900	Buck Ewing–George Davis .....	60-78	.435	23	8
1901	George Davis .....	52-85	.380	37	7
1902	Horace Fogel–Heinie Smith–John McGraw .....	48-88	.353	53½	8
1903	John McGraw .....	84-55	.604	6½	2
1904	John McGraw .....	106-47	.693	+13	1
1905	John McGraw .....	105-48	.686	+9	1†
1906	John McGraw .....	96-56	.632	20	2
1907	John McGraw .....	82-71	.536	25½	4
1908	John McGraw .....	98-56	.636	1T	2
1909	John McGraw .....	92-61	.601	18½	3
1910	John McGraw .....	91-63	.591	13	2
1911	John McGraw .....	99-54	.647	+7½	1
1912	John McGraw .....	103-48	.682	+10	1
1913	John McGraw .....	101-51	.664	+12½	1
1914	John McGraw .....	84-70	.545	10½	2
1915	John McGraw .....	69-83	.454	21	8
1916	John McGraw .....	86-66	.566	7	4
1917	John McGraw .....	98-56	.636	+10	1
1918	John McGraw .....	71-53	.573	10½	2
1919	John McGraw .....	87-53	.621	9	2
1920	John McGraw .....	86-68	.558	7	2
1921	John McGraw .....	94-59	.614	+4	1†
1922	John McGraw .....	93-61	.604	+7	1†
1923	John McGraw .....	95-58	.621	+4½	1
1924	John McGraw .....	93-60	.608	+1½	1
1925	John McGraw .....	86-66	.566	8½	2
1926	John McGraw .....	74-77	.490	13½	5
1927	John McGraw .....	92-62	.597	2	3
1928	John McGraw .....	93-61	.604	2	2
1929	John McGraw .....	84-67	.556	13½	3
1930	John McGraw .....	87-67	.565	5	3
1931	John McGraw .....	87-65	.572	13	2
1932	John McGraw–Bill Terry .....	72-82	.468	18	T6
1933	Bill Terry .....	91-61	.599	+5	1†
1934	Bill Terry .....	93-60	.608	2	2
1935	Bill Terry .....	91-62	.595	8½	3
1936	Bill Terry .....	92-62	.597	+5	1
1937	Bill Terry .....	95-57	.625	+3	1
1938	Bill Terry .....	83-67	.553	5	3
1939	Bill Terry .....	77-74	.510	18½	5
1940	Bill Terry .....	72-80	.474	27½	6
1941	Bill Terry .....	74-79	.484	25½	5
1942	Mel Ott.....	85-67	.559	20	3
1943	Mel Ott.....	55-98	.359	49½	8
1944	Mel Ott.....	67-87	.435	38	5
1945	Mel Ott.....	78-74	.513	19	5

Year	Manager	Record	Pct.	GB	Finish
1946	Mel Ott .....	61-93	.396	36	8
1947	Mel Ott .....	81-73	.526	13	4
1948	Mel Ott–Leo Durocher .....	78-76	.506	13 1/2	5
1949	Leo Durocher .....	73-81	.474	24	5
1950	Leo Durocher.....	86-68	.558	5	3
1951	Leo Durocher.....	98-59	.624	+1T	1
1952	Leo Durocher.....	92-62	.597	4 1/2	2
1953	Leo Durocher.....	70-84	.455	35	5
1954	Leo Durocher.....	97-57	.630	+5	1 <sup>†</sup>
1955	Leo Durocher.....	80-74	.519	18 1/2	3
1956	Bill Rigney .....	67-87	.435	26	6
1957	Bill Rigney .....	69-85	.448	26	6
1958	Bill Rigney .....	80-74	.519	12	3
1959	Bill Rigney .....	83-71	.539	4	3
1960	Bill Rigney–Tom Sheehan .....	79-75	.513	16	5
1961	Alvin Dark.....	85-69	.552	8	3
1962	Alvin Dark.....	103-62	.624	+1	1
1963	Alvin Dark .....	88-74	.543	11	3
1964	Alvin Dark.....	90-72	.556	3	4
1965	Herman Franks.....	95-67	.586	2	2
1966	Herman Franks.....	93-68	.578	1 1/2	2
1967	Herman Franks.....	91-71	.562	10 1/2	2
1968	Herman Franks.....	88-74	.543	9	2
1969	Clyde King .....	90-72	.556	3	2W
1970	Clyde King–Charlie Fox .....	86-76	.531	16	3W
1971	Charlie Fox .....	90-72	.556	+1	1W
1972	Charlie Fox .....	69-86	.445	26 1/2	5W
1973	Charlie Fox .....	88-74	.543	11	3W
1974	Charlie Fox–Wes Westrum .....	72-90	.444	30	5W
1975	Wes Westrum.....	80-81	.497	27 1/2	3W
1976	Bill Rigney .....	74-88	.457	28	4W
1977	Joe Altobelli.....	75-87	.463	23	4W
1978	Joe Altobelli.....	89-73	.549	6	3W
1979	Joe Altobelli–Dave Bristol .....	71-91	.438	19 1/2	4W
1980	Dave Bristol .....	75-86	.466	17	5W
1981	Frank Robinson .....	56-55	.505	10/3 1/2	5/3W
1982	Frank Robinson .....	87-75	.537	2	3W
1983	Frank Robinson .....	79-83	.488	12	5W
1984	Frank Robinson–Danny Ozark .....	66-96	.407	26	6W
1985	Jim Davenport–Roger Craig .....	62-100	.383	33	6W
1986	Roger Craig .....	83-79	.512	13	3W
1987	Roger Craig .....	90-72	.556	+6	1W
1988	Roger Craig.....	83-79	.512	11 1/2	4W
1989	Roger Craig .....	92-70	.568	+3	1W
1990	Roger Craig.....	85-77	.525	6	3W
1991	Roger Craig.....	75-87	.463	19	4W
1992	Roger Craig .....	72-90	.444	26	5W
1993	Dusty Baker .....	103-59	.636	1	2W
1994	Dusty Baker .....	55-60	.478	3 1/2	2W
1995	Dusty Baker .....	67-77	.465	11	4W
1996	Dusty Baker .....	68-94	.420	23	4W
1997	Dusty Baker .....	90-72	.556	+2	1W
1998	Dusty Baker.....	89-74	.546	8 1/2	2W
1999	Dusty Baker .....	86-76	.531	14	2W
2000	Dusty Baker .....	97-65	.599	+11	1W
2001	Dusty Baker .....	90-72	.556	2	2W
2002	Dusty Baker .....	95-66	.590	2 1/2	2W*
2003	Felipe Alou .....	100-61	.621	+15 1/2	1W
2004	Felipe Alou .....	91-71	.562	2	2W
2005	Felipe Alou .....	75-87	.463	7	3W
2006	Felipe Alou .....	76-85	.472	11 1/2	3W
2007	Bruce Bochy.....	71-91	.438	19	5W
2008	Bruce Bochy.....	72-90	.444	12	4W
2009	Bruce Bochy.....	88-74	.543	7	3W
2010	Bruce Bochy.....	92-70	.568	+2	1W <sup>†</sup>

**GIANTS TOTALS, 128 SEASONS..... 10,436-8,958 .538**

**SAN FRANCISCO TOTALS, 53 SEASONS..... 4,379-4,060 .519**

<sup>†</sup>World Championship \*Wild Card

# Giants vs. American League 1997-2010

	BAL	BOS	CLE	CWS	DET	KC	LAA	MIN	NYN	OAK	SEA	TB	TEX	TOR	INTERLEAGUE
	W-L	W-L	W-L	W-L	W-L	W-L	W-L	W-L	W-L	W-L	W-L	W-L	W-L	W-L	TOTAL
1997	—	—	—	—	—	—	3-1	—	—	2-2	3-1	—	2-2	—	10-6
1998	—	—	—	—	—	—	2-1	—	—	2-2	2-1	—	2-1	—	8-5
1999	—	—	—	—	—	—	2-1	—	—	3-3	2-1	—	0-3	—	7-8
2000	—	—	—	—	—	—	1-2	—	—	3-3	1-2	—	3-0	—	8-7
2001	—	—	—	—	—	—	3-0	—	—	4-2	1-2	—	2-1	—	10-5
2002	1-2	—	—	—	—	—	—	—	1-2	2-4	—	2-1	—	2-1	8-10
2003	—	—	—	2-1	3-0	1-2	—	1-2	—	3-3	—	—	—	—	10-8
2004	2-1	2-1	—	—	—	—	—	—	—	3-3	—	1-2	—	3-0	11-7
2005	—	—	0-3	—	1-2	1-2	—	2-1	—	2-4	—	—	—	—	6-12
2006	—	—	—	—	—	—	2-1	—	—	3-3	0-3	—	3-0	—	8-7
2007	—	0-3	—	—	—	—	—	—	2-1	1-5	—	—	—	2-1	5-10
2008	—	—	2-1	0-3	1-2	1-2	—	—	—	2-4	—	—	—	—	6-12
2009	—	—	—	—	—	—	0-3	—	—	5-1	1-2	—	3-0	—	9-6
2010	2-1	1-2	—	—	—	—	—	—	—	3-3	—	—	—	1-2	7-8
OVERALL	5-4	3-6	2-4	2-4	5-4	3-6	13-9	3-3	3-3	38-42	10-12	3-3	15-7	8-4	113-111

## Giants Yearly Win-Loss Breakdown 1900-2010

Year	Home	Road	Day	Night	Pre-ASB	Post-ASB	X-Inn	SHO	1-RUN
1900	38-31	22-47	60-78	—	—	—	2-3	4-8	49-53
1901	30-38	22-47	52-85	—	—	—	2-6	4-8	13-19
1902	22-44	22-44	48-88	—	—	—	4-5	11-19	15-22
1903	41-27	43-28	84-55	—	—	—	6-6	8-10	13-23
1904	56-26	50-21	106-47	—	—	—	5-3	20-7	26-18
1905	54-21	51-27	105-48	—	—	—	9-2	18-11	25-18
1906	51-24	45-32	96-56	—	—	—	5-5	16-14	29-20
1907	45-30	37-41	82-71	—	—	—	9-9	21-18	31-31
1908	52-25	46-31	98-56	—	—	—	10-2	22-8	26-20
1909	44-33	48-28	92-61	—	—	—	7-7	16-12	34-17
1910	52-26	39-37	91-63	—	—	—	9-2	9-9	26-23
1911	49-25	50-29	99-54	—	—	—	3-2	18-6	23-13
1912	49-25	54-23	103-48	—	—	—	5-4	7-6	29-14
1913	54-23	47-28	101-51	—	—	—	12-5	10-15	30-15
1914	43-36	41-34	84-70	—	—	—	4-2	19-11	17-21
1915	37-38	32-45	69-83	—	—	—	4-10	19-19	18-22
1916	47-30	39-36	86-66	—	—	—	9-11	22-12	24-21
1917	50-28	48-28	98-56	—	—	—	6-7	15-11	28-20
1918	35-21	36-32	71-53	—	—	—	4-4	15-9	22-12
1919	46-23	41-30	87-53	—	—	—	8-6	11-8	25-13
1920	45-35	41-33	86-68	—	—	—	11-6	17-13	20-21
1921	53-26	41-33	94-59	—	—	—	9-6	5-6	21-21
1922	51-27	42-34	93-61	—	—	—	7-5	7-7	30-23
1923	47-30	48-28	95-58	—	—	—	5-7	8-7	28-16
1924	51-26	42-34	93-60	—	—	—	6-5	4-3	15-14
1925	47-29	39-37	86-66	—	—	—	6-7	6-9	24-14
1926	43-33	31-44	74-77	—	—	—	7-6	4-12	27-23
1927	49-25	43-37	92-62	—	—	—	9-8	6-5	31-15
1928	51-26	42-35	93-61	—	—	—	8-5	6-5	35-20
1929	39-37	45-30	84-67	—	—	—	7-7	10-10	12-26
1930	47-31	40-36	87-67	—	—	—	7-7	6-3	19-23
1931	50-27	37-38	87-65	—	—	—	1-6	17-10	18-25
1932	37-40	35-42	72-82	—	—	—	8-7	3-4	17-31
1933	48-27	43-34	91-61	—	44-27	47-34	7-4	23-11	29-16
1934	49-26	44-34	93-60	—	48-28	45-32	3-7	13-11	21-23
1935	50-27	41-35	91-62	—	50-21	41-41	13-6	10-7	24-10
1936	52-26	40-36	92-62	—	40-32	52-30	6-4	12-9	33-21
1937	50-25	45-32	95-57	—	42-26	53-31	6-5	12-6	28-17
1938	43-30	40-37	83-67	—	46-26	37-41	3-5	8-15	24-15
1939	41-33	36-41	77-74	—	40-33	37-41	5-1	6-6	19-22
1940	33-43	39-37	64-76	8-4	40-26	32-54	7-5	10-12	19-22
1941	38-39	36-40	71-72	3-7	39-32	35-47	6-6	12-10	21-25
1942	47-31	38-36	80-62	5-5	40-37	45-30	8-9	12-8	21-18

Year	Home	Road	Day	Night	Pre-ASB	Post-ASB	X-Inn	SHO	1-RUN
1943	34-43	21-55	55-90	0-8	31-46	24-52	8-9	5-12	23-32
1944	39-36	28-51	53-70	14-17	37-39	30-48	4-10	4-15	21-21
1945	47-30	31-44	64-60	14-14	41-36	37-38	5-7	13-6	28-23
1946	38-39	23-54	53-74	8-19	33-41	28-52	3-7	7-12	23-38
1947	45-31	36-42	67-61	14-12	37-30	44-43	5-3	6-7	19-24
1948	37-40	41-36	65-60	13-16	36-37	42-39	5-3	15-7	17-26
1949	43-34	30-47	58-61	15-20	38-38	35-43	6-5	10-16	12-20
1950	44-32	44-36	61-53	25-15	34-39	52-29	6-8	19-7	26-17
1951	50-28	48-31	70-46	28-13	44-36	52-23	9-9	9-7	34-21
1952	50-27	42-35	61-44	31-18	47-26	45-36	8-5	12-10	27-16
1953	38-39	32-45	52-54	18-30	45-37	25-47	3-8	10-8	9-24
1954	53-23	44-34	64-39	33-18	57-27	40-30	10-6	19-7	27-24
1955	44-35	36-39	50-46	30-28	42-41	38-33	9-9	6-5	24-19
1956	37-40	30-47	44-53	23-34	31-44	36-43	6-11	9-10	28-25
1957	37-40	32-45	46-49	23-36	37-43	32-42	10-10	9-15	26-29
1958	44-33	36-41	55-40	25-34	41-38	39-36	9-9	7-10	29-28
1959	42-35	41-36	47-54	36-27	46-35	37-36	7-8	12-9	20-22
1960	45-32	34-43	47-43	32-38	40-38	39-37	4-9	16-8	23-25
1961	45-32	40-37	52-36	31-33	44-39	41-30	7-5	9-9	29-28
1962	61-21	42-41	67-31	36-31	57-31	46-31	5-5	10-7	26-18
1963	51-31	37-43	46-39	42-35	48-37	40-37	9-11	9-12	33-28
1964	44-37	46-35	54-33	36-39	47-31	43-41	14-4	17-10	29-24
1965	51-30	44-37	56-33	39-34	45-38	50-29	11-5	17-10	24-21
1966	47-34	46-34	52-40	41-28	54-33	39-35	12-9	14-12	28-20
1967	51-31	40-40	46-43	45-28	45-38	46-33	9-9	17-9	29-29
1968	42-39	46-35	48-43	40-31	42-42	46-32	5-8	20-18	27-20
1969	52-29	38-43	52-36	38-36	54-42	36-30	9-11	15-10	27-32
1970	48-33	38-43	43-30	43-46	41-44	45-32	8-10	7-8	27-15
1971	51-30	39-42	50-31	40-41	55-35	35-37	13-6	14-6	26-25
1972	34-43	35-43	32-46	37-40	41-52	28-34	8-9	8-15	18-28
1973	47-34	41-40	47-29	41-45	56-43	32-31	13-2	8-9	31-24
1974	37-44	35-46	39-42	33-48	45-53	27-37	7-7	11-12	22-27
1975	46-35	34-46	42-37	38-44	41-47	39-34	10-5	9-10	25-24
1976	40-41	34-47	39-39	35-49	35-52	39-36	7-13	18-17	22-29
1977	38-43	37-44	33-38	42-49	43-51	32-36	9-9	10-10	26-26
1978	50-31	39-42	46-31	43-42	52-34	37-39	11-9	17-12	42-26
1979	38-43	33-48	34-40	37-51	45-48	26-43	5-6	6-14	21-30
1980	44-37	31-49	35-30	40-56	37-43	38-43	8-8	10-16	27-27
1981	29-24	27-31	18-27	38-28	27-32	29-23	7-7	9-9	13-18
1982	45-36	42-39	35-26	52-49	42-46	45-29	11-6	4-11	38-28
1983	43-38	36-45	35-32	44-51	39-40	40-43	6-6	9-6	27-31
1984	35-46	31-50	30-39	36-57	33-50	33-46	6-16	7-10	29-34
1985	38-43	24-57	39-52	23-48	33-55	29-45	10-9	5-14	22-36
1986	46-35	37-44	40-37	43-42	48-40	35-39	12-9	10-12	30-30
1987	46-35	44-37	42-24	48-48	44-44	46-28	12-11	10-8	29-33
1988	45-36	38-43	39-28	44-51	46-39	37-40	6-12	13-14	25-26
1989	53-28	39-42	39-26	53-44	51-36	41-34	5-8	16-6	30-25
1990	49-32	36-45	33-30	52-47	44-39	41-38	7-8	6-6	25-23
1991	43-38	32-49	34-27	41-60	35-46	40-41	5-8	10-13	23-32
1992	42-39	30-51	36-32	36-58	43-44	29-46	10-12	12-18	22-28
1993	50-31	53-28	54-26	49-33	59-30	44-29	8-5	9-5	28-18
1994	29-31	26-29	30-31	25-29	39-50	16-10	4-7	4-2	19-16
1995	37-35	30-42	37-34	30-43	33-36	34-41	8-7	5-8	26-15
1996	38-44	30-50	35-43	33-51	38-48	30-53	6-10	8-12	17-29
1997	48-33	42-39	41-33	49-39	51-36	39-36	11-3	9-4	23-17
1998	49-32	40-42	42-29	47-45	52-37	37-37	12-8	6-8	25-29
1999	49-32	37-44	40-34	46-42	50-38	36-38	7-7	3-2	27-23
2000	55-26	42-39	37-29	60-36	46-39	51-26	7-5	15-5	18-22
2001	49-32	41-40	30-26	60-46	46-42	44-32	6-9	8-4	28-22
2002	50-31	45-35	35-30	60-36	49-38	46-28	8-1	13-7	28-22
2003	57-24	43-37	31-27	69-34	57-37	43-24	9-3	10-6	28-12
2004	47-35	44-36	28-25	63-46	49-40	42-31	8-10	8-4	18-25
2005	37-44	38-43	22-30	53-57	37-50	38-37	4-7	8-7	27-25
2006	43-38	33-47	29-32	47-53	45-44	31-41	6-7	9-6	23-22
2007	39-42	32-49	20-30	51-61	38-48	33-43	6-15	10-12	24-28
2008	37-44	35-46	27-32	45-58	40-55	32-35	10-5	12-13	31-21
2009	52-29	36-45	29-24	59-50	49-39	39-35	9-7	18-10	21-22
2010	49-32	43-38	30-26	62-44	47-41	45-29	11-8	17-16	28-24

# San Francisco Giants Best Record —By Game

Game			Game			Game		
No.	Record	Year(s)	No.	Record	Year(s)	No.	Record	Year(s)
1	1-0	33 times	55	40-15	1962	112	74-38	1993
2	2-0	22 times	56	40-16	1962	113	75-38	1993
3	3-0	12 times	57	40-17	1962	114	76-38	1993
4	4-0	9 times	58	40-18	1962	115	77-38	1993
5	5-0	1962, '87, '99, 2002, '03	59	40-19	1962	116	78-38	1993
6	6-0	2002, '03	60	40-20	1962	117	78-39	1993
7	7-0	2003	61	40-21	1962	118	79-39	1993
8	7-1	1966, '73, 2002, '03	62	41-21	1962	119	79-40	1993
9	8-1	2003	63	42-21	1962	120	80-40	1993
10	9-1	2003	64	42-22	1962	121	81-40	1993
11	10-1	2003	65	42-23	1962, '78, '93	122	81-41	1993
12	11-1	2003	66	43-23	1993	123	82-41	1993
13	12-1	2003	67	44-23	1993	124	83-41	1993
14	13-1	2003	68	45-23	1993	125	83-42	1993
15	13-2	2003	69	46-23	1993	126	83-43	1993
16	14-2	2003	70	47-23	1993	127	83-44	1993
17	15-2	2003	71	47-24	1993	128	83-45	1993
18	15-3	2003	72	48-24	1993	129	84-45	1993
19	15-4	2003	73	49-24	1993	130	85-45	1993
20	16-4	2003	74	50-24	1993	131	85-46	1993
21	17-4	2003	75	50-25	1993	132	86-46	1993
22	18-4	2003	76	51-25	1993	133	86-47	1993
23	18-5	1962, '71, '73, 2003	77	51-26	1993	134	87-47	1993
24	19-5	1962	78	52-26	1993	135	88-47	1993
25	19-6	1962, '71, '73	79	52-27	1993	136	88-48	1993
26	20-6	1962	80	53-27	1993	137	89-48	1993
27	21-6	1962	81	53-28	1993	138	89-49	1993
28	21-7	1962, '66, '71	82	54-28	1993	139	89-50	1993
29	22-7	1962, '66	83	55-28	1993	140	89-51	1962, '93
30	22-8	1962, '66, '71	84	56-28	1993	141	90-51	1962
31	23-8	1962	85	56-29	1993	142	91-51	1962
32	24-8	1962	86	57-29	1993	143	91-52	1962
33	25-8	1962	87	58-29	1993	144	92-52	1962
34	26-8	1962	88	58-30	1993	145	93-52	1962
35	26-9	1962, '71	89	59-30	1993	146	93-53	1962
36	27-9	1971	90	60-30	1993	147	93-54	1962
37	27-10	1962, '71	91	61-30	1993	148	93-55	1962
38	28-10	1971	92	61-31	1993	149	93-56	1962, '93
39	28-11	1962, '71	93	61-32	1993	150	93-57	1962, '93, 2003
40	29-11	1971	94	62-32	1993	151	94-57	1993
41	29-12	1971	95	63-32	1993	152	95-57	1993
42	29-13	1971	96	64-32	1993	153	96-57	1993
43	30-13	1971	97	65-32	1993	154	97-57	1993
44	31-13	1971	98	65-33	1993	155	98-57	1993
45	32-13	1971	99	66-33	1993	156	99-57	1993
46	32-14	1962, '71	100	67-33	1993	157	100-57	1993
47	33-14	1962, '71	101	67-34	1993	158	100-58	1993
48	34-14	1971	102	68-34	1993	159	101-58	1993
49	35-14	1962, '71	103	68-35	1993	160	102-58	1993
50	36-14	1971	104	69-35	1993	161	103-58	1993
51	37-14	1971	105	70-35	1993	162	103-59	1993
52	37-15	1962, '71	106	71-35	1993			
53	38-15	1962	107	72-35	1993			
54	39-15	1962	108	72-36	1993			
			109	73-36	1993			
			110	74-36	1993			
			111	74-37	1993			

# San Francisco Giants Worst Record —By Game

Game No.	Record	Year(s)
1	0-1	20 times
2	0-2	13 times
3	0-3	1969, '80, '82, '84
4	1-3	11 times
5	1-4	1967, '80, '83, '84, 2007, '08
6	1-5	1967, '80, 2007, '08
7	1-6	1967, '80, 2007, '08
8	1-7	1967
9	2-7	1967, '83, 2007, '09
10	2-8	1983
11	3-8	1983, '85, 2000, '09
12	3-9	1983, '85, 2000
13	3-10	1983
14	4-10	1980, '83, '85, 2000
15	4-11	1980, '83
16	5-11	1980, '81, '83, '90, 2000
17	5-12	1983
18	5-13	1983
19	6-13	1972, '80, '83
20	6-14	1972, '80, '83
21	6-15	1980
22	7-15	1972, '80, '83, '84, '85
23	7-16	1972, '84
24	7-17	1984
25	8-17	1980, '84
26	8-18	1980
27	8-19	1980
28	9-19	1972, '76, '80
29	9-20	1972, '80
30	9-21	1972
31	9-22	1972
32	9-23	1972
33	10-23	1972
34	10-24	1972
35	10-25	1972
36	11-25	1972
37	12-25	1972, '76, '91
38	12-26	1972, '76, '91
39	12-27	1976, '91
40	12-28	1991
41	12-29	1991
42	13-29	1991
43	14-29	1991
44	14-30	1991
45	15-30	1972, '91
46	15-31	1972
47	16-31	1972, '91
48	16-32	1991
49	17-32	1972, '84, '91

Game No.	Record	Year(s)
50	17-33	1972, '84
51	17-34	1972, '84
52	17-35	1972, '84
53	17-36	1972, '84
54	17-37	1972
55	17-38	1972
56	17-39	1972
57	18-39	1972
58	19-39	1972
59	19-40	1972
60	19-41	1972
61	20-41	1972
62	20-42	1972
63	21-42	1972
64	21-43	1972
65	21-44	1972
66	22-44	1972
67	22-45	1972
68	23-45	1972
69	24-45	1972
70	25-45	1972
71	26-45	1972, '84, '85
72	26-46	1972, '85
73	26-47	1985
74	26-48	1985
75	27-48	1985
76	27-49	1985
77	28-49	1985
78	29-49	1985
79	30-49	1985
80	31-49	1976, '85
81	31-50	1985
82	31-51	1985
83	31-52	1985
84	31-53	1985
85	31-54	1985
86	31-55	1985
87	32-55	1985
88	33-55	1984, '85
89	34-55	1984, '85
90	34-56	1985
91	34-57	1985
92	35-57	1984, '85
93	35-58	1985
94	34-59	1985
95	35-60	1985
96	36-60	1985
97	37-60	1985
98	38-60	1985
99	39-60	1985
100	39-61	1985
101	39-62	1985
102	40-62	1984, '85
103	40-63	1984, '85
104	41-63	1984, '85
105	41-64	1984, '85
106	41-65	1985

Game No.	Record	Year(s)
107	41-66	1985
108	41-67	1985
109	42-67	1985
110	42-68	1985
111	43-58	1985
112	43-69	1985
113	43-70	1985
114	43-71	1985
115	44-71	1985
116	45-71	1984, '85
117	45-72	1984, '85
118	45-73	1984
119	46-73	1984, '85
120	47-73	1984, '85
121	47-74	1984, '85
122	47-75	1984, '85
123	47-76	1984
124	48-76	1984
125	49-76	1984
126	50-76	1984, '85
127	51-76	1984, '85
128	51-77	1984, '85
129	51-78	1985
130	51-79	1985
131	52-79	1985
132	53-79	1985
133	53-80	1985
134	53-81	1985
135	53-82	1985
136	53-83	1985
137	54-83	1985
138	54-84	1985
139	54-85	1985
140	55-85	1985
141	56-85	1985
142	56-86	1985
143	56-87	1985
144	56-88	1985
145	57-88	1985
146	57-89	1985
147	58-89	1985
148	58-90	1985
149	58-91	1985
150	59-91	1985
151	59-92	1985
152	59-93	1985
153	59-94	1985
154	59-95	1985
155	59-96	1985
156	60-96	1985
157	60-97	1985
158	60-98	1985
159	60-99	1985
160	61-99	1985
161	62-99	1985
162	62-100	1985

# Giants Franchise Records 1883-2010

## BATTING

Player Longest With Club	Willie Mays (22 years), Mel Ott (22 years)
Highest Batting Average (Season)	Bill Terry (.401) 1930
Highest Batting Average (Lifetime, 3,000 PA)	Bill Terry (.341)
Most Games (Season)	Jose Pagan (164) 1962
Most Games (Lifetime)	Willie Mays (2,857)
Most At Bats (Season)	Joe Moore (681) 1935
Most At Bats (Lifetime)	Willie Mays (10,477)
Most Hits (Season)	Bill Terry (254) 1930
Most Hits (Lifetime)	Willie Mays (3,187)
Most Hits (Game)	6 (8 times)
Most Recent:	Mike Benjamin, 6/14/1995
Most Pinch Hits (Season)	Sam Leslie (22) 1932
Most Pinch Hits (Lifetime)	Joel Youngblood (58)
Most Runs Scored (Season)	Mike Tiernan (147) 1889
Since 1900	Charlie Hickman (27) 1900
Most Runs Scored (Lifetime)	Willie Mays (2,011)
Longest Consecutive Game Hitting Streak	George Davis (33) 1893
Since 1900	Charlie Hickman (27) 1900
Most Doubles (Season)	Jeff Kent (49) 2001
Most Doubles (Lifetime)	Willie Mays (504)
Most Doubles (Game)	3 (many players)
Most Recent:	<b>Nate Schierholz 9/24/2008</b>
Most Triples (Season)	George Davis (27) 1893
Since 1900	Larry Doyle (25) 1911
Most Triples (Lifetime)	Mike Tiernan (162)
Most Triples (Game)	Bill Joyce (4) 5/18/1897
Most Home Runs (Season)	Barry Bonds (73) 2001
Most Home Runs (Lifetime)	Willie Mays (646)
Most Home Runs (Game)	Willie Mays (4) 4/30/1961
Most Pinch Hit Home Runs (Season)	Mike Ivie (4) 1978, Candy Maldonado (4) 1986, Ernest Riles (4) 1990
Most Grand Slams (Season)	3 (5 times)
Most Recent:	Jeff Kent 1997
Most Runs Batted In (Season)	Mel Ott (151) 1929
Most Runs Batted In (Lifetime)	Mel Ott (1,860)
Most Runs Batted In (Game)	Phil Weintraub (11) 4/30/1944
Most Bases on Balls (Season)	Barry Bonds (232) 2004
Most Bases on Balls (Lifetime)	Barry Bonds (1,947)
Most Strikeouts (Season)	Bobby Bonds (189) 1970
Most Game-Winning RBIs (Season)	Jack Clark (21) 1982
Most Times Hit By Pitch (Season)	Ron Hunt (26) 1970
Most Sacrifice Hits (Season)	Art Devlin (36) 1907
Most Sacrifice Flies (Season)	J.T. Snow (14) 2000
Most Stolen Bases (Season)	John Ward (111) 1883
Since 1900	George Burns (62) 1914
Most Stolen Bases (Lifetime)	Mike Tiernan (428)

## PITCHING

Most Games (Season)	Julian Tavarez (89) 1997, Jim Brower (89) 2004
Most Games (Lifetime)	Gary Lavelle (647)
Most Games Won (Season)	Christy Mathewson (37) 1908
Most Games Won (Lifetime)	Christy Mathewson (372)
Most Games Lost (Season)	Luther Taylor (27) 1901
Most Consecutive Games Won (Season)	Rube Marquard (19) 1912
Most Seasons, 20 or More Wins	Christy Mathewson (13)
Most Shutouts (Season)	Christy Mathewson (12) 1908
Most Shutouts (Lifetime)	Christy Mathewson (79)
Most Consecutive Shutouts (Season)	Sal Maglie (4) 1950; Gaylord Perry (4) 1970
Most Consecutive Scoreless Innings (Season)	Carl Hubbell (46.1) 1933
Most Complete Games (Season)	Joe McGinnity (44) 1903
Most Complete Games (Lifetime)	Christy Mathewson (433)
Most Strikeouts (Season)	Christy Mathewson (267) 1903
Most Strikeouts (Lifetime)	Christy Mathewson (2,499)
Most Strikeouts (Game)	Christy Mathewson (16) 10/3/1904 Jason Schmidt (16) 6/6/2006
Most Innings (Season)	Joe McGinnity (434) 1903
Most Innings (Lifetime)	Christy Mathewson (4,771.2)
Lowest ERA (Season, 162 Innings)	Carl Hubbell (1.66) 1933
Lowest ERA (Lifetime, 1,500 Innings)	Christy Mathewson (2.12)
Most Saves (Season)	Rod Beck (48) 1993
	<b>Brian Wilson (48) 2010</b>
Most Saves (Lifetime)	Robb Nen (206)

## TEAM

Most Games Won (Season)	(106) 1904
Most Games Lost (Season)	(100) 1985
Highest Club Batting Average (Season)	(.319) 1930
Lowest Club ERA (Season)	(2.71) 1968
Most Shutout Games Won (Season)	(25) 1908
Most One-Run Games Won (Season)	(42) 1978
Longest Winning Streak (Season)	(26 games) 1916
Longest Losing Streak (Season)	(13 games) 1902, 1944
Most Runs (Season)	(959) 1930
Most Runs (Game)	(29) 6/15/1887
Since 1900	(26) 4/30/1944
Most Runs (Inning)	(13) 5 times, Most Recent: 7/15/1997
Most Hits (Season)	(1,769) 1930
Most Hits (Game)	(31) 6/9/1901
Most Doubles (Season)	(314) 2004
Most Triples (Season)	(105) 1911
Most Home Runs (Season)	(235) 2001
Most Home Runs (Game)	(8) 4/30/1961, (Mays 4, Pagan 2, F. Alou 1, Cepeda 1)
Most Pinch Hit Home Runs (Season)	(14) 2001
Most Grand Slams (Season)	(7) 1951, 1954, 1970, 1998
Most Pinch Hit Grand Slam Home Runs (Season)	(3) 1973, 1978
Most Total Bases (Season)	(2,628) 1930
Most Total Bases (Game)	(50) 5/13/1958
Most Players Five or More Hits (Game)	(3) 6/9/1901, 6/1/1923
Most Stolen Bases (Season)	(347) 1911
Most Errors (Season)	(307) 1909
Fewest Errors (Season)	(73) 2010
Most Double Plays (Season)	(183) 1987
Longest Game (Time, Nine Innings)	(4:27) 10/5/2001
Longest Game (Time and Innings)	(7:23, 23 innings)
	San Francisco at New York 5/31/1964
Most Players Used (Season)	(51) 1990
Most Pitchers Used (Season)	(26) 1990

# San Francisco Giants Records 1958-2010

## BATTING

Player Longest With Club	Willie McCovey (19 years)
Highest Batting Average (Season)	Barry Bonds (.370) 2002
Highest Batting Average (Lifetime, 3,000 PA)	Barry Bonds (.312)
Most Games (Season)	Jose Pagan (164) 1962
Most Games (Lifetime)	Willie McCovey (2,256)
Most At Bats (Season)	Bobby Bonds (663) 1970
Most At Bats (Lifetime)	Willie Mays (7,578)
Most Hits (Season)	Willie Mays (208) 1958
Most Hits (Lifetime)	Willie Mays (2,284)
Most Hits (Game)	Jesus Alou (6) 7/10/1964, Mike Benjamin (6) 6/14/1995
Most Hits (Rookie Season)	Orlando Cepeda (188) 1958
Most Pinch Hits (Season)	Ken Oberkfell (18) 1989
Most Pinch Hits (Lifetime)	Joel Youngblood (58)
Most Runs Scored (Season)	Bobby Bonds (134) 1970
Most Runs Scored (Lifetime)	Barry Bonds (1,555)
Most Runs Scored (Game)	Willie Mays (5) 4/24/1964, Willie Mays (5) 9/19/1964, Barry Bonds (5) 8/4/1993, Barry Bonds (5) 4/18/2000, J.T. Snow (5) 8/13/2004

### Longest Consecutive Game

Hitting Streak	Jack Clark (26) 1978
Most Doubles (Season)	Jeff Kent (49) 2001
Most Doubles (Lifetime)	Willie Mays (376)
Most Doubles (Game)	3 (42 times)

### Most Recent: Nate Schierholz 9/24/2008

Most Triples (Season)	Willie Mays (12) 1960, Steve Finley (12) 2006
Most Triples (Lifetime)	Willie Mays (76)
Most Triples (Game)	Willie Mays (3) 9/15/1960
Most Home Runs (Season)	Barry Bonds (73) 2001
Most Home Runs (Lifetime)	Barry Bonds (586)
Most Home Runs (Game)	Willie Mays (4) 4/30/1961
Most Pinch Hit Home Runs (Season)	Mike Ivie (4) 1978; Candy Maldonado (4) 1986; Ernest Riles (4) 1990
Most Home Runs (Rookie Season)	Jim Ray Hart (31) 1964
Most Grand Slams (Season)	Willie McCovey (3) 1967; Jeff Kent (3) 1997
Most Pinch Hit Grand Slam Home Runs (Season)	Mike Ivie (2) 1978
Most Runs Batted In (Season)	Orlando Cepeda (142) 1961
Most Runs Batted In (Lifetime)	Barry Bonds (1,440)
Most Runs Batted In (Game)	Willie Mays (8) 4/30/1961; Orlando Cepeda (8) 7/4/1961
Most Runs Batted In (Rookie Season)	Orlando Cepeda (96) 1958
Most Bases on Balls (Season)	Barry Bonds (232) 2004
Most Bases on Balls (Lifetime)	Barry Bonds (1,947)
Most Strikeouts (Season)	Bobby Bonds (189) 1970
Most Times Hit by Pitch (Season)	Ron Hunt (26) 1970
Most Sacrifice Hits (Season)	Omar Vizquel (20) 2005
Most Sacrifice Flies (Season)	J.T. Snow (14) 2000
Most Stolen Bases (Season)	Bill North (58) 1979
Most Stolen Bases (Lifetime)	Bobby Bonds (263) Barry Bonds (263)
Most Stolen Bases (Rookie Season)	Dan Gladden (31) 1984

## PITCHING

Most Games (Season)	Julian Tavarez (89) 1997; Jim Brower (89) 2004
Most Games (Lifetime)	Gary Lavelle (647)
Most Games Won (Season)	Juan Marichal (26) 1968
Most Games Won (Lifetime)	Juan Marichal (238)
Most Games Lost (Season)	Ray Sadecki (18) 1968
Most Games Won (Rookie Season)	John Montefusco (15) 1975

## PITCHING (CONT.)

Most Consecutive Games Won (Season)	Jack Sanford (16) 1962
Most Seasons, 20 or More Wins	Juan Marichal (6)
Most Shutouts (Season)	Juan Marichal (10) 1965
Most Shutouts (Lifetime)	Juan Marichal (52)
Most Consecutive Shutouts (Season)	Gaylord Perry (4) 1970
Most Consecutive Scoreless Innings (Season)	Gaylord Perry (40) 1970
Most Complete Games (Season)	Juan Marichal (30) 1968
Most Complete Games (Lifetime)	Juan Marichal (244)
Most Strikeouts (Season)	Tim Lincecum (265) 2008
Most Strikeouts (Lifetime)	Juan Marichal (2,281)
Most Strikeouts (Game)	Jason Schmidt (16) 6/6/2006
Most Strikeouts (Rookie Season)	John Montefusco (215) 1975
Most Innings (Season)	Gaylord Perry (329) 1970
Most Innings (Lifetime)	Juan Marichal (3,444.0)
Lowest ERA (Season, 162 Innings)	Bob Bolin (1.98) 1968
Lowest ERA (Lifetime, 1,500 Innings)	Juan Marichal (2.84)
Most Saves (Season)	Rob Beck (48) 1993
Most Saves (Lifetime)	Brian Wilson (48) 2010
Most Saves (Game)	Robb Nen (206)

## TEAM

Most Games Won (Season)	(103) 1962, 1993
Most Games Lost (Season)	(100) 1985
Highest Club Batting Average (Season)	(.278) 2000
Lowest Club ERA (Season)	(2.71) 1968
Most Shutout Games Won (Season)	(20) 1968
Most One-Run Games Won (Season)	(42) 1978
Longest Winning Streak (Season)	(14 games) 1965
Longest Losing Streak (Season)	(10 games) 1985, 1996
Most Runs (Season)	(925) 2000
Most Runs (Game)	(23) 6/8/1990 at Atlanta
Most Runs (Inning)	(13) 5/7/1966, 7/15/1997
Most Hits (Season)	(1,552) 1962
Most Hits (Game)	(27) 6/8/1990 at Atlanta
Most Doubles (Season)	(314) 2004
Most Triples (Season)	(62) 1960
Most Home Runs (Season)	(235) 2001
Most Home Runs (Game)	(8) 4/30/1961, (Mays 4, Pagan 2, F. Alou 1, Cepeda 1)
Most Pinch Hit Home Runs (Season)	(14) 2001
Most Grand Slam Home Runs (Season)	(7) 1970, 1998
Most Pinch Hit Grand Slam Home Runs (Season)	(3) 1973, 1978
Most Total Bases (Season)	(2,582) 2001
Most Total Bases (Game)	(50) 5/13/1958
Most Players Five or More Hits (Game)	(2) twice, last: 8/16/2005, (Deivi Cruz, Pedro Feliz)
Most Stolen Bases (Season)	(148) 1986
Most Errors (Season)	(186) 1976
Fewest Errors (Season)	(73) 2010
Most Double Plays (Season)	(183) 1987
Longest Game (Time, Nine Innings)	(4:27) 10/5/2001
Longest Game (Time and Innings)	(7:23, 23 innings) San Francisco at New York 5/31/1964
Most Players Used (Season)	(51) 1990
Most Pitchers Used (Season)	(26) 1990

# San Francisco Giants Single-Game Records, 1958-2010

## TEAM MISCELLANEOUS

Players Used, Giants	.....25, 9/4/1989 at Cincinnati
Players Used, Both Clubs	.....43, 9/26/1997 vs. San Diego
Players Used, Both Clubs, Extra Innings	.....47, 9/26/2008 vs. LAD
Players Used, Opponent	.....27, 9/26/2008 vs. LAD (10 innings)
Longest Game Time, 9 Innings	
Home	.....4:27, 10/5/2001 vs. Los Angeles
Away	.....4:18, 10/2/1962 at Los Angeles
Shortest Game Time, 9 Innings	
Home	.....1:32, 8/16/1976 vs. Philadelphia
Away	.....1:32, 5/5/1984 at St. Louis
Longest Game Time, Extra Innings	
Home	.....5:53, 5/29/2001 vs. Arizona (18 innings)
Away	.....7:23, 5/31/1964 at NYM (2nd GM) (23 innings)
Shortest Game Time, Extra Innings	
Home	.....2:01, 6/13/1963 vs. Chicago (10 innings)
Away	.....2:03, 4/12/1965 at Pittsburgh (10 innings)
Longest Game, Innings	
Home	.....18, 5/29/2001 vs. Arizona
Away	.....23, 5/31/1964 at New York-NL (2nd game)
Largest Margin of Victory	.....19, 7/9/1988 vs. St. Louis (21-2)
Largest Margin of Defeat	.....16 (3 times), last: 6/26/2005 at Oakland (0-16)
Largest Shutout Victory	.....18-0, 5/24/2000 vs. Montreal
Largest Shutout Defeat	.....0-16, 6/26/2005 at Oakland
Largest Comeback	.....8 runs, 9/4/1989 at Cincinnati (0-8) 9/8/1947 at Pittsburgh (0-8) 4/14/1970 at Atlanta (0-8) 9/23/1970 at Los Angeles-NL (0-8)
Largest Comeback (Lost) 9 runs	8/25/2010 vs. Cincinnati (1-10)
Largest Lead Surrendered	.....9, 5/16/1997 at Montreal (11-2)
Largest Home Crowd	
Seals Stadium	.....23,448, 4/15/1958 vs. Los Angeles-NL
Candlestick Park	.....61,389, 9/30/1999 vs. Los Angeles-NL
AT&T Park	.....43,515, 6/30/2007 vs. Arizona
Smallest Home Crowd	
Seals Stadium	.....5,128, 5/13/1959 vs. Philadelphia
Candlestick Park	.....748, 9/16/1974 vs. Atlanta
AT&T Park	.....30,068, 4/15/2008 vs. Arizona
Largest Road Crowd	.....78,672, 4/18/1958 at Los Angeles (L.A. Memorial Coliseum)
Smallest Road Crowd	.....877, 9/6/1977 at Atlanta (Fulton County Stadium)

## TEAM BATTING-GAME

Runs Scored, Giants	.....23, 7/8/1990 at Atlanta
Runs Scored, Opponents	.....20 (twice), last: 9/18/2006 at Colorado
Runs Scored, Both Clubs, Home	.....29, 4/5/1983 vs. San Diego (13-16)
Runs Scored, Both Clubs, Road	.....30, 6/28/2000 at COL (13-17)
Runs Batted In, Giants	.....23, 6/8/1990 at Atlanta
Runs Batted In, Opponents	.....20, 8/13/1959 at Chicago-NL
Hits, Giants	.....27, 6/8/1990 at Atlanta
Hits, Opponents	.....26, 5/7/1997 vs. Montreal
Hits, Both Clubs	.....44, 5/23/1970 vs. San Diego (15 innings)
Fewest Hits, Giants	.....0 (10 times), last: 4/27/2003 at Philadelphia
Fewest Hits, Opponents	.....0 (6 times), last: 9/29/1976 at Atlanta
Singles, Giants	.....21, 6/8/1990 at Atlanta
Singles, Opponents, 9 innings	.....14, (twice) last: 7/13/2007 vs. LAD
Singles, Opponents, Extra Innings	.....18, 7/11/1970 at Houston (14 innings)
Doubles, Giants	.....8 (3 times), last: 8/25/2000 at Philadelphia
Doubles, Opponents	.....9 (twice), last: 8/18/1998 at Atlanta
Triples, Giants, 9 Innings	.....3 (11 times), last: 9/20/2006 at Colorado
Triples, Giants, Extra Innings	.....4, 9/15/1960 at Philadelphia (11 innings)

Triples, Opponents	.....4 (twice), last: 7/25/1995 at Florida
Home Runs, Giants	.....8, 4/30/1961 vs. Milwaukee Braves
Home Runs, Opponents	.....6 (5 times), last: 5/19/2010 at Arizona
Extra Base Hits, Giants	.....12, 7/2/2002 at Colorado
Extra Base Hits, Opponents	.....11 (3 times), last: 8/8/1998 vs. Atlanta
Total Bases, Giants	.....50, 5/13/1958 at Los Angeles
Total Bases, Opponents	.....45, 8/3/1994 vs. Cincinnati
Most Runners Left On Base, Giants	.....16 (3 times), last: 4/29/2003 vs. Chicago-NL
Most Runners Left On Base, Opponents	.....16 (7 times), last: 4/6/2004 at Houston
Most Runners Left On Base, Giants, Extra Innings	.....22, 9/28/1986 vs. Los Angeles (16 innings)
Most Runners Left On Base, Opponents, Extra Innings	.....25, 7/11/1970 at Houston (14 innings)
Pinch Hitters Used, Giants	.....9, 9/28/1986 vs. Los Angeles
Sacrifice Hits, Giants	.....6, 5/23/1970 vs. San Diego
Sacrifice Hits, Opponents	.....5 (twice), last: 9/14/2003 vs. Milwaukee
Sacrifice Flies, Giants	.....4, 9/14/1988 at San Diego
Sacrifice Flies, Opponents	.....3 (4 times), last: 6/2/2007 at Philadelphia
Stolen Bases, Giants	.....6 (twice), last: 9/8/1987 at Houston
Stolen Bases, Opponents	.....9, 7/27/1983 at St. Louis

## TEAM PITCHING-GAME

Pitchers Used, Giants	.....11, 9/28/1998 at Chicago-NL
Strikeouts, Giants, 9 Innings	.....17, 6/25/2000 at Houston
Strikeouts, Giants, Extra Innings	.....22, 5/31/1964 at New York-NL (2nd Game) (23 innings)
Strikeouts Opponent, 9 Innings	.....18, 8/31/1959 at Los Angeles
Strikeouts, Opponent, Extra Innings	.....20, 6/19/2001 at San Diego (15 innings)
Walks, Giants, 9 Innings	.....13 (3 times), last: 5/18/2007 at Oakland
Walks, Giants, Extra Innings	.....15, 5/24/1998 at St. Louis (17 innings)
Walks, Opponents	.....15, 4/18/1970 at Cincinnati
Hit Batsmen, Giants	.....4 (twice), last: 9/7/2008 vs. Pittsburgh
Hit Batsmen, Opponents	.....4, 6/5/2002 at San Diego

## INDIVIDUAL BATTING-GAME

Hits	.....6, (twice), last: Mike Benjamin, 6/14/1995 at Chicago-NL (13 innings)
Runs Scored	.....5 (5 times), last: J.T. Snow, 8/13/2004 at Philadelphia
At-Bats	.....7 (5 times), last: Barry Bonds, 6/12/1999 at Seattle
At-Bats, Extra Innings	.....10, Jesus Alou, Tom Haller and Willie Mays, 5/31/1964 at New York-NL (2nd Game) (23 innings)
Hits by Pitcher	.....4 (twice), last: Livan Hernandez, 8/11/2001 at Chicago-NL
Hit for Cycle	.....9 players, last: Fred Lewis, 5/13/2007 at Colorado
Singles	.....5 (10 times), last: Mike Benjamin, 6/14/1995 at Chicago-NL (13 innings)
Doubles	.....3 (42 times), last: Nate Schierholtz, 9/24/2008 vs. Colorado
Triples	.....3, Willie Mays, 9/15/1960 at Philadelphia
Home Runs	.....4, Willie Mays, 4/30/1961 at Milwaukee Braves
Runs Batted In	.....8 (twice), last: Orlando Cepeda, 7/4/1961 at Chicago-NL (1st Game)
Runs Batted In By Pitcher	.....5, Shawn Estes, 5/24/2000 vs. Montreal
Total Bases	.....16, Willie Mays, 4/30/1961 at Milwaukee Braves
Extra-Base Hits	.....4 (10 times),

last: Barry Bonds, 8/27/2002 at Colorado  
 Stolen Bases .....3 (29 times),  
 last: Omar Vizquel, 8/25/2006 at Cincinnati  
 Walks .....5 (4 times),  
 last: Barry Bonds, 9/25/2004 vs. Los Angeles  
 Intentional Walks .....4 (4 times),  
 last: Barry Bonds, 9/22/2004 vs. Houston  
 Home Runs From Both Sides of Plate ..... (7 times),  
 last: Randy Winn, 8/30/2008 at Cincinnati  
 Grounded Into Double Plays .....3, Jesus Alou,  
 7/17/1966 at Pittsburgh (2nd Game)  
 Hit By Pitch .....3 (twice),  
 last: Tito Fuentes, 9/13/1973 at San Diego

#### INDIVIDUAL PITCHING-GAME

Strikeouts  
 Starter .....16, Jason Schmidt, 6/6/2006 vs. Florida  
 Reliever .....13, Billy O'Dell,  
 7/4/1961 at Chicago-NL (1st Game)  
 Home Runs Allowed .....5 (twice),  
 last: Livan Hernandez, 4/7/2001 at Los Angeles  
 Home Runs Allowed, Inning .....4, Alan Embree,  
 5/20/2001 at Atlanta (7th inning)  
 Innings Pitched  
 Starter .....16 (twice),  
 last: Gaylord Perry, 9/1/1967 at Cincinnati  
 Reliever .....10, Gaylord Perry,  
 5/31/1964 at New York-NL (2nd Game) (23 innings)  
 Hit Batsmen .....3 (7 times),  
 last: Brad Hennessey, 8/30/2006 at Atlanta

Runs Allowed .....12 (twice),  
 last: Joe Nathan, 5/12/2000 at Colorado  
 Earned Runs Allowed .....11, Billy O'Dell,  
 7/23/1964 vs. Chicago-NL  
 Walks .....9 (3 times),  
 last: John D'Acquisto, 6/12/1976 vs. New York-NL

#### TEAM FIELDING-GAME

Double Plays, Giants .....5 (twice),  
 last: 9/5/2005 at Los Angeles-NL  
 Double Plays, Giants, Extra Innings .....6, 8/21/2004  
 vs. New York-NL (12 innings)  
 Double Plays, Opponents .....7, 5/4/1969 at Houston  
 Double Plays, Both Clubs .....8 (4 times),  
 last: 6/25/2000 at Houston  
 Double Plays, Both Clubs, Extra Innings .....10, 8/21/2004  
 vs. New York-NL (12 innings)  
 Triple Plays, Giants .....1 (7 times), last: 5/30/2008 vs. San Diego  
 Errors, Giants .....6 (6 times), last: 4/29/1997 at Montreal  
 Errors, Opponents .....7, 7/30/1979 at Houston  
 Errors, Both Clubs .....12, 6/11/1959 at Pittsburgh

#### TEAM BATTING-INNING

Plate Appearances, Giants .....19, 7/15/1997  
 at San Diego (7th inning)  
 Runs, Giants .....13 (twice),  
 last: 7/15/1997 at San Diego (7th inning)  
 Runs, Opponents .....13, 5/7/1997 vs. Montreal (6th inning)  
 Hits, Giants .....11, 5/7/1966 at St. Louis (3rd inning)  
 Hits, Opponents .....13, 5/7/1997 vs. Montreal (6th inning)  
 Home Runs, Giants .....5, 8/23/1961 at Cincinnati (9th inning)  
 Home Runs, Opponents .....4 (twice),  
 last: 5/20/2001 at Atlanta (7th inning)  
 Stolen Bases, Giants .....4 (twice),  
 last: 6/27/1984 vs. Cincinnati (3rd inning)

## Giants Cycles

Date	Player, Position	Opponent
6/12/1885	Dave Orr, 1B	St. Louis Browns
8/10/1887	Dave Orr, 1B	at Baltimore Orioles
8/15/1888	Mike Tiernan*, RF	at Philadelphia Phillies
8/28/1890	Mike Tiernan*, CF	at Cincinnati Reds
10/4/1904	Sam Mertes, CF	St. Louis Cardinals
6/10/1912	Chief Meyers, C	Chicago Cubs
9/17/1920	George Burns, LF	Pittsburgh Pirates
6/1/1921	Dave Bancroft*, SS	Philadelphia Phillies
4/29/1922	Ross Youngs*, RF	at Boston Braves
5/29/1928	Bill Terry*, 1B	at Brooklyn Dodgers
5/16/1929	Mel Ott*, RF	at Boston Braves
5/8/1930	Freddie Lindstrom, 3B	at Pittsburgh Pirates
5/24/1936	Sam Leslie*, 1B	Philadelphia Phillies
6/15/1940	Harry Danning, C	Pittsburgh Pirates
7/11/1954	Don Mueller*, RF	Pittsburgh Pirates
7/8/1970	Jim Ray Hart, 3B	at Atlanta Braves
4/16/1972	Dave Kingman, 3B	at Houston Astros
6/27/1985	Jeffrey Leonard, LF	at Cincinnati Reds
5/4/1987	Candy Maldonado, RF	at St. Louis Cardinals
7/9/1988	Chris Speier, 2B	St. Louis Cardinals
4/22/1991	Robby Thompson, 2B	San Diego Padres
5/3/1999	Jeff Kent, 1B	at Pittsburgh Pirates
8/15/2005	Randy Winn#, CF	at Cincinnati Reds
5/13/2007	Fred Lewis*, CF	at Colorado Rockies

\*left-handed batter, #switch-hitter  
 courtesy of Bill Arnold/Sports Features Group

## No Hitters by Giants (13)

Date	Pitcher	Opponent	Score
July 31, 1891	Amos Rusie	vs. Brooklyn Bridegrooms	6-0
July 15, 1901	Christy Mathewson	at St. Louis Cardinals	5-0
June 13, 1905	Christy Mathewson	at Chicago Cubs	1-0
July 4, 1908	George Wise (LHP)	vs. Philadelphia Phillies	1-0 (10 innings)
Sept. 6, 1912	Jeff Tesreau	at Philadelphia Phillies	3-0 (1st game)
April 15, 1915	Rube Marquard (LHP)	vs. Brooklyn Dodgers	2-0
May 7, 1922	Jesse Barnes	vs. Philadelphia Phillies	6-0
May 8, 1929	Carl Hubbell (LHP)	vs. Pittsburgh Pirates	11-0
June 15, 1963	Juan Marichal	vs. Houston Astros	1-0
Sept. 17, 1968	Gaylord Perry	vs. St. Louis Cardinals	1-0
Aug. 24, 1975	Ed Halicki	vs. New York Mets	6-0 (2nd game)
Sept. 29, 1976	John Montefusco	at Atlanta Braves	9-0
July 10, 2009	Jonathan Sanchez (LHP)	vs. San Diego Padres	8-0

## No Hitters by Giants in Shortened Game (4)

Date	Pitcher	Opponent	Score
Sept. 27, 1888	Ed Crane	vs. Washington Senators	3-0 (7 innings)
Sept. 14, 1903	Leon Ames	at St. Louis Cardinals	5-0 (5 innings)
June 12, 1959	Mike McCormick (LHP)	at Philadelphia Phillies	3-0 (5 innings)
Sept. 26, 1959	Sam Jones	at St. Louis Cardinals	4-0 (7 innings)

## No Hitters Against Giants (15)

Date	Pitcher	Opponent	Score
June 22, 1891	Tom Lovett	at Brooklyn Bridegrooms	4-0
May 25, 1899	Deacon Phillipe	at Louisville Colonels	7-0
Aug. 31, 1915	Jimmy Lavender	vs. Chicago Cubs	2-0 (1st game)
Sept. 9, 1948	Rex Barney	vs. Brooklyn Dodgers	2-0
May 12, 1956	Carl Erskine	at Brooklyn Dodgers	3-0
April 28, 1961	Warren Spahn (LHP)	at Milwaukee Braves	1-0
May 11, 1963	Sandy Koufax (LHP)	at Los Angeles Dodgers	8-0
Sept. 18, 1968	Ray Washburn	vs. St. Louis Cardinals	2-0
June 27, 1980	Jerry Reuss (LHP)	vs. Los Angeles Dodgers	8-0
May 10, 1981	Charlie Lea	at Montreal Expos	4-0 (2nd game)
Sept. 25, 1986	Mike Scott	at Houston Astros	2-0
Aug. 15, 1990	Terry Mulholland (LHP)	at Philadelphia Phillies	6-0
Aug. 17, 1992	Kevin Gross	at Los Angeles Dodgers	2-0
June 10, 1997	Kevin Brown	vs. Florida Marlins	9-0
April 27, 2003	Kevin Millwood	at Philadelphia Phillies	1-0

## No Hitters Against Giants in Shortened Game (1)

Date	Pitcher	Opponent	Score
Aug. 23, 1907	Howie Camnitz	vs. Pittsburgh Pirates	1-0 (5 innings)

# Giants Franchise Batting All-Time Top Tens (1883-2010)

## Batting Average (3,000 PA)

1. Bill Terry.....	341
2. George Davis.....	335
3. Roger Connor.....	334
4. Ross Youngs.....	322
5. Frankie Frisch.....	321
George Van Haltren.....	321
7. Freddy Lindstrom.....	318
8. Buck Ewing.....	315
9. Mike Tiernan.....	314
Irish Meusel.....	314

## Runs

1. Willie Mays.....	2,011
2. Mel Ott.....	1,859
3. Barry Bonds.....	1,555
4. Mike Tiernan.....	1,313
5. Bill Terry.....	1,120
6. Willie McCovey.....	1,113
7. George Van Haltren.....	973
8. Roger Connor.....	939
9. Larry Doyle.....	906
10. George Burns.....	877

## Triples

1. Mike Tiernan.....	162
2. Willie Mays.....	139
3. Roger Connor.....	131
4. Larry Doyle.....	117
5. Bill Terry.....	112
6. Buck Ewing.....	109
7. George Davis.....	98
8. Ross Youngs.....	93
9. George Van Haltren.....	88
10. Travis Jackson.....	86

## Walks

1. Barry Bonds.....	1,947
2. Mel Ott.....	1,708
3. Willie Mays.....	1,394
4. Willie McCovey.....	1,168
5. Mike Tiernan.....	747
6. George Burns.....	631
7. Darrell Evans.....	605
8. Roger Connor.....	578
9. Larry Doyle.....	576
10. J.T. Snow.....	565

## Games

1. Willie Mays.....	2,857
2. Mel Ott.....	2,730
3. Willie McCovey.....	2,256
4. Barry Bonds.....	1,976
5. Bill Terry.....	1,721
6. Travis Jackson.....	1,656
7. Larry Doyle.....	1,622
8. Jim Davenport.....	1,501
9. Whitey Lockman.....	1,485
10. Mike Tiernan.....	1,476

## Hits

1. Willie Mays.....	3,187
2. Mel Ott.....	2,876
3. Bill Terry.....	2,193
4. Willie McCovey.....	1,974
5. Barry Bonds.....	1,951
6. Mike Tiernan.....	1,866
7. Travis Jackson.....	1,768
8. Larry Doyle.....	1,751
9. Jo-Jo Moore.....	1,615
10. George Van Haltren.....	1,575

## Home Runs

1. Willie Mays.....	646
2. Barry Bonds.....	586
3. Mel Ott.....	511
4. Willie McCovey.....	469
5. Matt Williams.....	247
6. Orlando Cepeda.....	226
7. Bobby Thomson.....	189
8. Bobby Bonds.....	186
9. Will Clark.....	176
10. Jeff Kent.....	175

## Stolen Bases (since 1886)

1. Mike Tiernan.....	428
2. George Davis.....	354
3. Willie Mays.....	336
4. George Burns.....	334
5. Monte Ward.....	332
6. George Van Haltren.....	320
7. Larry Doyle.....	291
8. Art Devlin.....	266
9. Bobby Bonds.....	263
Barry Bonds.....	263

## At-Bats

1. Willie Mays.....	10,477
2. Mel Ott.....	9,456
3. Willie McCovey.....	7,214
4. Bill Terry.....	6,428
5. Barry Bonds.....	6,263
6. Travis Jackson.....	6,086
7. Larry Doyle.....	5,995
8. Mike Tiernan.....	5,938
9. Whitey Lockman.....	5,584
10. Jo-Jo Moore.....	5,427

## Doubles

1. Willie Mays.....	504
2. Mel Ott.....	488
3. Barry Bonds.....	381
4. Bill Terry.....	373
5. Willie McCovey.....	308
6. Travis Jackson.....	291
7. Larry Doyle.....	275
8. George Burns.....	267
9. Jo-Jo Moore.....	258
10. Mike Tiernan.....	256

## Runs Batted In

1. Mel Ott.....	1,860
2. Willie Mays.....	1,859
3. Barry Bonds.....	1,440
4. Willie McCovey.....	1,388
5. Bill Terry.....	1,078
6. Travis Jackson.....	929
7. Mike Tiernan.....	851
8. George Davis.....	816
9. Roger Connor.....	786
10. Orlando Cepeda.....	767

## Total Bases

1. Willie Mays.....	5,907
2. Mel Ott.....	5,041
3. Barry Bonds.....	4,172
4. Willie McCovey.....	3,779
5. Bill Terry.....	3,252
6. Mike Tiernan.....	2,764
7. Travis Jackson.....	2,636
8. Larry Doyle.....	2,461
9. Orlando Cepeda.....	2,234
10. Whitey Lockman.....	2,216
Jo-Jo Moore.....	2,216

# Giants Franchise Pitching All-Time Top Tens (1883-2010)

## Wins

1. Christy Mathewson.....	372
2. Carl Hubbell.....	253
3. Mickey Welch.....	240
4. Juan Marichal.....	238
5. Amos Rusie.....	236
6. Tim Keefe.....	174
7. Freddie Fitzsimmons.....	170
8. Hal Schumacher.....	158
9. Joe McGinnity.....	151
10. Hooks Wiltse.....	136

## ERA (min. 1,500 innings)

1. Christy Mathewson.....	2.12
2. Joe McGinnity.....	2.38
3. Jeff Tesreau.....	2.43
4. Red Ames.....	2.45
5. Hooks Wiltse.....	2.48
6. Tim Keefe.....	2.53
7. Mickey Welch.....	2.69
8. Luther Taylor.....	2.76
9. Juan Marichal.....	2.84
10. Rube Marquard.....	2.85

## Games

1. Gary Lavelle.....	647
2. Christy Mathewson.....	634
3. Greg Minton.....	552
4. Carl Hubbell.....	535
5. Randy Moffitt.....	459
6. Juan Marichal.....	458
7. Amos Rusie.....	427
8. Mickey Welch.....	426
9. Rod Beck.....	416
10. Freddie Fitzsimmons.....	403

## Games Started

1. Christy Mathewson.....	550
2. Juan Marichal.....	446
3. Carl Hubbell.....	433
4. Mickey Welch.....	412
5. Amos Rusie.....	403
6. Hal Schumacher.....	329
7. Freddie Fitzsimmons.....	327
8. Gaylord Perry.....	283
9. Kirk Rueter.....	277
10. Tim Keefe.....	269

## Complete Games

1. Christy Mathewson.....	433
2. Mickey Welch.....	391
3. Amos Rusie.....	372
4. Carl Hubbell.....	260
5. Tim Keefe.....	251
6. Juan Marichal.....	244
7. Joe McGinnity.....	186
8. Joutett Meekin.....	180
9. Luther Taylor.....	156
10. Hooks Wiltse.....	153

## Shutouts

1. Christy Mathewson.....	79
2. Juan Marichal.....	52
3. Carl Hubbell.....	36
4. Amos Rusie.....	29
Hal Schumacher.....	29
6. Mickey Welch.....	28
7. Jeff Tesreau.....	27
Hooks Wiltse.....	27
9. Joe McGinnity.....	26
10. Tim Keefe.....	22

## Innings Pitched

1. Christy Mathewson.....	4,771.2
2. Carl Hubbell.....	3,590.1
3. Mickey Welch.....	3,579.0
4. Amos Rusie.....	3,522.2
5. Juan Marichal.....	3,444.0
6. Freddie Fitzsimmons.....	2,514.1
7. Hal Schumacher.....	2,482.1
8. Gaylord Perry.....	2,294.2
9. Tim Keefe.....	2,265.0
10. Joe McGinnity.....	2,151.1

## Saves (since 1969)

1. Robb Nen.....	206
2. Rod Beck.....	199
3. <b>Brian Wilson.....</b>	<b>134</b>
4. Gary Lavelle.....	127
5. Greg Minton.....	125
6. Randy Moffitt.....	83
7. Scott Garrelts.....	48
8. Armando Benitez.....	45
9. Tim Worrell.....	44
10. Jeff Brantley.....	42

## Strikeouts

1. Christy Mathewson.....	2,499
2. Juan Marichal.....	2,281
3. Amos Rusie.....	1,835
4. Carl Hubbell.....	1,677
5. Gaylord Perry.....	1,606
6. Mickey Welch.....	1,570
7. Tim Keefe.....	1,302
8. Red Ames.....	1,169
9. Jason Schmidt.....	1,065
10. Mike McCormick.....	1,030

## Winning Pct.

### (min. 140 decisions)

1. Tim Keefe.....	.688 (174-79)
2. Christy Mathewson.....	.664 (372-188)
3. Art Nehf.....	.641 (107-60)
4. Joe McGinnity.....	.632 (151-88)
5. Juan Marichal.....	.630 (238-140)
6. Carl Hubbell.....	.622 (253-154)
7. Mickey Welch.....	.619 (240-148)
8. Joutett Meekin.....	.617 (119-74)
9. Hooks Wiltse.....	.615 (136-85)
Jeff Tesreau.....	.615 (115-72)

# San Francisco Giants Batting All-Time Top Tens (1958-2010)

## Batting Average (3,000 PA)

1. Barry Bonds .....	312
2. Orlando Cepeda .....	308
3. Willie Mays .....	301
4. Will Clark .....	299
5. Jeff Kent .....	297
6. Jim Ray Hart .....	282
7. Jack Clark .....	277
8. Rich Aurilia .....	275
9. Jeffrey Leonard .....	275
10. Willie McCovey .....	274

## Games

1. Willie McCovey .....	2,256
2. Willie Mays .....	2,095
3. Barry Bonds .....	1,976
4. Jim Davenport .....	1,501
5. Robby Thompson .....	1,304
6. Rich Aurilia .....	1,292
7. J.T. Snow .....	1,183
8. Will Clark .....	1,160
9. Matt Williams .....	1,120
10. Orlando Cepeda .....	1,114
Chris Speier .....	1,114

## At-Bats

1. Willie Mays .....	7,578
2. Willie McCovey .....	7,214
3. Barry Bonds .....	6,263
4. Robby Thompson .....	4,612
5. Rich Aurilia .....	4,456
6. Jim Davenport .....	4,427
7. Will Clark .....	4,269
8. Orlando Cepeda .....	4,178
9. Matt Williams .....	4,139
10. Bobby Bonds .....	4,047

## Runs

1. Barry Bonds .....	1,555
2. Willie Mays .....	1,480
3. Willie McCovey .....	1,113
4. Bobby Bonds .....	765
5. Will Clark .....	687
6. Robby Thompson .....	671
7. Orlando Cepeda .....	652
8. Jack Clark .....	597
9. Matt Williams .....	594
10. Rich Aurilia .....	574

## Hits

1. Willie Mays .....	2,284
2. Willie McCovey .....	1,974
3. Barry Bonds .....	1,951
4. Orlando Cepeda .....	1,286
5. Will Clark .....	1,278
6. Rich Aurilia .....	1,226
7. Robby Thompson .....	1,187
8. Jim Davenport .....	1,142
9. Bobby Bonds .....	1,106
10. Matt Williams .....	1,092

## Doubles

1. Barry Bonds .....	381
2. Willie Mays .....	376
3. Willie McCovey .....	308
4. Will Clark .....	249
5. Jeff Kent .....	247
6. Robby Thompson .....	238
7. Rich Aurilia .....	232
8. J.T. Snow .....	228
9. Orlando Cepeda .....	226
10. Jack Clark .....	197

## Triples

1. Willie Mays .....	76
2. Willie McCovey .....	45
3. Bobby Bonds .....	42
4. Barry Bonds .....	41
5. Larry Herndon .....	39
Robby Thompson .....	39
7. Will Clark .....	37
Jim Davenport .....	37
9. Jose Uribe .....	34
10. Tito Fuentes .....	33

## Home Runs

1. Barry Bonds .....	586
2. Willie McCovey .....	469
3. Willie Mays .....	459
4. Matt Williams .....	247
5. Orlando Cepeda .....	226
6. Bobby Bonds .....	186
7. Will Clark .....	176
8. Jeff Kent .....	175
9. Jack Clark .....	163
10. Jim Ray Hart .....	157

## Runs Batted In

1. Barry Bonds .....	1,440
2. Willie McCovey .....	1,388
3. Willie Mays .....	1,350
4. Orlando Cepeda .....	767
5. Matt Williams .....	732
6. Will Clark .....	709
7. Jeff Kent .....	689
8. J.T. Snow .....	615
9. Jack Clark .....	595
10. Rich Aurilia .....	574

## Walks

1. Barry Bonds .....	1,947
2. Willie McCovey .....	1,168
3. Willie Mays .....	1,032
4. Darrell Evans .....	605
5. J.T. Snow .....	565
6. Will Clark .....	506
7. Bobby Bonds .....	500
8. Jack Clark .....	497
9. Chris Speier .....	466
10. Robby Thompson .....	439

## Stolen Bases

1. Barry Bonds .....	263
Bobby Bonds .....	263
3. Willie Mays .....	215
4. Darren Lewis .....	138
5. Bill North .....	129
6. Brett Butler .....	125
7. Jeffrey Leonard .....	115
8. Marvin Benard .....	105
9. Robby Thompson .....	103
10. Chili Davis .....	95

## Total Bases

1. Willie Mays .....	4,189
2. Barry Bonds .....	4,172
3. Willie McCovey .....	3,779
4. Orlando Cepeda .....	2,234
5. Will Clark .....	2,129
6. Matt Williams .....	2,062
7. Bobby Bonds .....	1,936
8. Rich Aurilia .....	1,921
9. Robby Thompson .....	1,860
10. Jeff Kent .....	1,837

# San Francisco Giants Pitching All-Time Top Tens (1958-2010)

## Wins

1. Juan Marichal.....	238
2. Gaylord Perry.....	134
3. Kirk Rueter.....	105
4. Mike McCormick.....	104
5. Jim Barr.....	90
6. Jack Sanford.....	89
7. Jason Schmidt.....	78
8. Bobby Bolin.....	73
Gary Lavelle.....	73
10. Vida Blue.....	72

## ERA (min. 1,000 innings)

1. Juan Marichal.....	2.84
2. Gaylord Perry.....	2.96
3. Bobby Bolin.....	3.26
4. Jason Schmidt.....	3.36
5. Jim Barr.....	3.41
6. <b>Matt Cain</b> .....	<b>3.45</b>
7. John Montefusco.....	3.47
8. Atlee Hammaker.....	3.51
9. Vida Blue.....	3.52
10. Ed Halicki.....	3.58

## Games

1. Gary Lavelle.....	647
2. Greg Minton.....	552
3. Randy Moffitt.....	459
4. Juan Marichal.....	458
5. Rod Beck.....	416
6. Felix Rodriguez.....	395
7. Jim Barr.....	394
8. Gaylord Perry.....	367
9. Robb Nen.....	365
10. Scott Garrelts.....	352

## Games Started

1. Juan Marichal.....	446
2. Gaylord Perry.....	283
3. Kirk Rueter.....	277
4. Mike McCormick.....	245
5. Jim Barr.....	220
6. Jack Sanford.....	211
7. Mike Krukow.....	182
8. <b>Matt Cain</b> .....	<b>170</b>
9. John Montefusco.....	175
10. Vida Blue.....	166

## Complete Games

1. Juan Marichal.....	244
2. Gaylord Perry.....	125
3. Mike McCormick.....	77
4. Jim Barr.....	59
5. Jack Sanford.....	54
6. Billy O'Dell.....	41
7. Bob Knepper.....	37
8. Ed Halicki.....	36
9. Johnny Antonelli.....	31
Vida Blue.....	31
Sam Jones.....	31

## Shutouts

1. Juan Marichal.....	52
2. Gaylord Perry.....	21
3. Jim Barr.....	20
4. Mike McCormick.....	19
5. Ed Halicki.....	13
6. Bob Knepper.....	12
Ray Sadecki.....	12
8. John Montefusco.....	11
9. Bobby Bolin.....	10
10. Jack Sanford.....	9
Jason Schmidt.....	9

## Innings Pitched

1. Juan Marichal.....	3,444.0
2. Gaylord Perry.....	2,294.2
3. Jim Barr.....	1,800.1
4. Mike McCormick.....	1,741.1
5. Kirk Rueter.....	1,614.0
6. Jack Sanford.....	1,405.2
7. Bobby Bolin.....	1,282.1
8. John Montefusco.....	1,182.2
9. Mike Krukow.....	1,154.0
10. Vida Blue.....	1,131.1

## Saves (since 1969)

1. Robb Nen.....	206
2. Rod Beck.....	199
3. <b>Brian Wilson</b> .....	<b>134</b>
4. Gary Lavelle.....	127
5. Greg Minton.....	125
6. Randy Moffitt.....	83
7. Scott Garrelts.....	48
8. Armando Benitez.....	45
9. Tim Worrell.....	44
10. Jeff Brantley.....	42

## Strikeouts

1. Juan Marichal.....	2,281
2. Gaylord Perry.....	1,606
3. Jason Schmidt.....	1,065
4. Bobby Bolin.....	977
5. Mike McCormick.....	976
6. <b>Tim Lincecum</b> .....	<b>907</b>
7. <b>Matt Cain</b> .....	<b>906</b>
8. John Montefusco.....	869
9. Mike Krukow.....	802
10. Shawn Estes.....	795

## Winning Pct. (min. 100 decisions)

1. Jason Schmidt.....	.678 (78-37)
2. Juan Marichal.....	.630 (238-140)
3. John Burkett.....	.615 (67-42)
4. Russ Ortiz.....	.595 (69-47)
5. Jack Sanford.....	.571 (89-67)
6. Kirk Rueter.....	.568 (105-80)
7. Bobby Bolin.....	.566 (73-56)
8. Scott Garrelts.....	.566 (69-53)
9. Mark Gardner.....	.563 (58-45)
10. Shawn Estes.....	.561 (64-50)

# Giants Franchise Batting Single-Season Top Tens (1883-2010)

## Batting Average (min. 502 PA)

1. Bill Terry, 1930 .....	401
2. Roger Connor, 1887 .....	383
3. Fred Lindstrom, 1930 .....	379
4. George Davis, 1893 .....	373
5. Bill Terry, 1929 .....	372
6. Roger Connor, 1885 .....	371
7. Monte Ward, 1887 .....	371
8. Barry Bonds, 2002 .....	370
9. Mike Tiernan, 1896 .....	369
10. Barry Bonds, 2004 .....	362

## Runs

1. Mike Tiernan, 1889 .....	147
2. Bill Terry, 1930 .....	139
3. Mel Ott, 1929 .....	138
4. Johnny Mize, 1947 .....	137
5. George Van Haltren, 1896 .....	136
6. Bobby Bonds, 1970 .....	134
7. Rogers Hornsby, 1927 .....	133
8. George Gore, 1889 .....	132
Mike Tiernan, 1890 .....	132
Mike Tiernan, 1896 .....	132

## Triples

1. George Davis, 1893 .....	27
2. Larry Doyle, 1911 .....	25
3. Roger Connor, 1887 .....	22
4. Mike Tiernan, 1890 .....	21
Mike Tiernan, 1895 .....	21
George Van Haltren, 1896 .....	21
7. 5 tied at .....	20

## Walks

1. Barry Bonds, 2004 .....	232
2. Barry Bonds, 2002 .....	198
3. Barry Bonds, 2001 .....	177
4. Barry Bonds, 1996 .....	151
5. Barry Bonds, 2003 .....	148
6. Barry Bonds, 1997 .....	145
7. Eddie Stanky, 1950 .....	144
8. Willie McCovey, 1970 .....	137
9. Barry Bonds, 2007 .....	132
10. Barry Bonds, 1998 .....	130

## Games

1. Jose Pagan, 1962 .....	164
2. Orlando Cepeda, 1962 .....	162
Willie Mays, 1962 .....	162
Will Clark, 1988 .....	162
5. Chuck Hiller, 1961 .....	161
J.T. Snow, 1999 .....	161
7. 7 tied at .....	160

## Hits

1. Bill Terry, 1930 .....	254
2. Fred Lindstrom, 1928 .....	231
Fred Lindstrom, 1930 .....	231
4. Bill Terry, 1929 .....	226
5. Bill Terry, 1932 .....	225
6. Frankie Frisch, 1923 .....	223
7. Mike Donlin, 1905 .....	216
8. Monte Ward, 1887 .....	213
Bill Terry, 1931 .....	213
Bill Terry, 1934 .....	213

## Home Runs

1. Barry Bonds, 2001 .....	73
2. Willie Mays, 1965 .....	52
3. Johnny Mize, 1947 .....	51
Willie Mays, 1955 .....	51
5. Willie Mays, 1962 .....	49
Barry Bonds, 2000 .....	49
7. Willie Mays, 1964 .....	47
Kevin Mitchell, 1889 .....	47
9. Orlando Cepeda, 1961 .....	46
Barry Bonds, 1993 .....	46
Barry Bonds, 2002 .....	46

## Stolen Bases

1. Monte Ward, 1887 .....	111
2. George Davis, 1897 .....	65
3. Monte Ward, 1889 .....	62
George Burns, 1914 .....	62
5. Josh Devore, 1911 .....	61
6. Art Devlin, 1905 .....	59
7. Bill North, 1979 .....	58
8. Red Murray, 1910 .....	57
9. Mike Tiernan, 1890 .....	56
10. 3 tied at .....	54

## At-Bats

1. Jo-Jo Moore, 1935 .....	681
2. Bobby Bonds, 1970 .....	663
3. Hughie Critz, 1932 .....	659
4. Tito Fuentes, 1973 .....	656
5. George Van Haltren, 1898 .....	654
6. Dave Bancroft, 1922 .....	651
7. Jo-Jo Moore, 1936 .....	649
8. Alvin Dark, 1953 .....	647
9. Fred Lindstrom, 1928 .....	646
Alvin Dark, 1951 .....	646

## Doubles

1. Jeff Kent, 2001 .....	49
2. Jack Clark, 1978 .....	46
3. Barry Bonds, 1998 .....	44
<b>Pablo Sandoval, 2009 .....</b>	<b>44</b>
5. Bill Terry, 1931 .....	43
<b>Andres Torres, 2010 .....</b>	<b>43</b>
Willie Mays, 1959 .....	43
7. George Kelly, 1921 .....	42
Bill Terry, 1932 .....	42
Jeff Kent, 2002 .....	42
Randy Winn, 2007 .....	42

## Runs Batted In

1. Mel Ott, 1929 .....	151
2. Orlando Cepeda, 1961 .....	142
3. Willie Mays, 1962 .....	141
4. Johnny Mize, 1947 .....	138
5. Barry Bonds, 2001 .....	137
6. George Davis, 1897 .....	136
George Kelly, 1924 .....	136
8. Mel Ott, 1934 .....	135
Mel Ott, 1936 .....	135
10. Irish Meusel, 1922 .....	132

## Total Bases

1. Barry Bonds, 2001 .....	411
2. Bill Terry, 1930 .....	392
3. Willie Mays, 1955 .....	382
Willie Mays, 1962 .....	382
5. Willie Mays, 1954 .....	377
6. Bill Terry, 1932 .....	373
7. Willie Mays, 1957 .....	366
8. Barry Bonds, 1993 .....	365
9. Rich Aurilia, 2001 .....	364
10. 2 tied at .....	360

# Giants Franchise Pitching Single-Season Top Tens (1883-2010)

## Wins

1. Mickey Welch, 1885.....	44
2. Tim Keefe, 1886.....	42
3. Mickey Welch, 1884.....	39
4. Christy Mathewson, 1908.....	37
5. Amos Rusie, 1894.....	36
6. Tim Keefe, 1887.....	35
Tim Keefe, 1888.....	35
Joe McGinnity, 1904.....	35
9. Jouett Meekin, 1894.....	34
10. 4 tied at.....	33

## Games Started

1. Mickey Welch, 1884.....	65
2. Tim Keefe, 1886.....	64
3. Amos Rusie, 1890.....	62
Amos Rusie, 1892.....	62
5. Mickey Welch, 1886.....	59
6. Amos Rusie, 1891.....	57
7. Tim Keefe, 1887.....	56
8. Mickey Welch, 1885.....	55
9. Mickey Welch, 1883.....	52
Amos Rusie, 1893.....	52

## Innings Pitched

1. Mickey Welch, 1884.....	557.1
2. Amos Rusie, 1890.....	548.2
3. Tim Keefe, 1886.....	535.0
4. Amos Rusie, 1892.....	532.0
5. Amos Rusie, 1891.....	500.1
6. Mickey Welch, 1886.....	500.0
7. Mickey Welch, 1885.....	492.0
8. Amos Rusie, 1893.....	482.0
9. Tim Keefe, 1887.....	476.2
10. Amos Rusie, 1894.....	444.0

## Strikeouts

1. Mickey Welch, 1884.....	345
2. Amos Rusie, 1890.....	341
3. Amos Rusie, 1891.....	337
4. Tim Keefe, 1888.....	335
5. Amos Rusie, 1892.....	304
6. Tim Keefe, 1886.....	297
7. Mickey Welch, 1886.....	272
8. Christy Mathewson, 1903.....	267
9. <b>Tim Lincecum, 2008</b> .....	<b>265</b>
10. <b>Tim Lincecum, 2009</b> .....	<b>261</b>

## ERA (min. 154 innings)

1. Christy Mathewson, 1909.....	1.14
2. Christy Mathewson, 1905.....	1.28
3. Christy Mathewson, 1908.....	1.43
4. Fred Anderson, 1917.....	1.44
5. Tim Keefe, 1885.....	1.58
6. Joe McGinnity, 1904.....	1.61
7. Carl Hubbell, 1933.....	1.66
Mickey Welch, 1885.....	1.66
9. Tim Keefe, 1888.....	1.74
10. Fred Toney, 1919.....	1.84

## Complete Games

1. Mickey Welch, 1884.....	62
Tim Keefe, 1886.....	62
3. Amos Rusie, 1892.....	59
4. Mickey Welch, 1886.....	56
Amos Rusie, 1890.....	56
6. Mickey Welch, 1885.....	55
7. Tim Keefe, 1887.....	54
8. Amos Rusie, 1891.....	52
9. Amos Rusie, 1893.....	50
10. Tim Keefe, 1888.....	48

## Saves (since 1969)

1. Rod Beck, 1993.....	48
<b>Brian Wilson, 2010.....</b>	<b>48</b>
3. Robb Nen, 2001.....	45
4. Robb Nen, 2002.....	43
5. Robb Nen, 2000.....	41
<b>Brian Wilson, 2008.....</b>	<b>41</b>
7. Robb Nen, 1998.....	40
8. <b>Brian Wilson, 2009.....</b>	<b>38</b>
Tim Worrell, 2003.....	38
10. Rod Beck, 1997.....	37
Robb Nen, 1999.....	37

## Winning Pct. (min. 15 decisions)

1. Hoyt Wilhelm, 1952....	.833 (15-3)
2. Sal Maglie, 1950.....	.818 (18-4)
3. Joe McGinnity, 1904....	.814 (35-8)
4. Carl Hubbell, 1936.....	.813 (26-6)
5. Hooks Wiltse, 1904....	.813 (13-3)
6. Doc Crandall, 1910....	.810 (17-4)
7. Larry Jansen, 1947....	.808 (21-5)
8. Christy Mathewson, 1909.....	.806 (25-6)
Juan Marichal, 1966..	.806 (25-6)
10. Mickey Welch, 1885....	.800 (44-11)

## Games

1. Julian Tavaraz, 1997.....	89
Jim Brower, 2004.....	89
3. Scott Eyre, 2005.....	86
4. Scott Eyre, 2004.....	83
5. Mike Jackson, 1993.....	81
6. Feliz Rodriguez, 2001.....	80
Tim Worrell, 2002.....	80
8. Robb Nen, 2001.....	79
9. 4 tied at.....	78

## Shutouts

1. Christy Mathewson, 1908.....	11
2. Carl Hubbell, 1933.....	10
Juan Marichal, 1965.....	10
4. Joe McGinnity, 1904.....	9
5. 8 tied at.....	8

# San Francisco Giants Batting Single-Season Top Tens (1958-2010)

## Batting Average (min. 502 PA)

1. Barry Bonds, 2002.....	370
2. Barry Bonds, 2004.....	362
3. Willie Mays, 1958.....	347
4. Barry Bonds, 2003.....	341
5. Barry Bonds, 1993.....	336
6. Jeff Kent, 2000.....	334
7. Will Clark, 1989.....	333
8. <b>Pablo Sandoval, 2009.....</b>	<b>330</b>
9. Barry Bonds, 2001.....	328
10. Rich Aurilia, 2001.....	324

## Runs

1. Bobby Bonds, 1970.....	134
2. Bobby Bonds, 1973.....	131
3. Willie Mays, 1962.....	130
4. Willie Mays, 1961.....	129
Barry Bonds, 1993.....	129
Barry Bonds, 2000.....	129
Barry Bonds, 2001.....	129
Barry Bonds, 2004.....	129
9. Willie Mays, 1959.....	125
10. Barry Bonds, 1997.....	123

## Triples

1. Willie Mays, 1960.....	12
Steve Finley, 2006.....	12
3. Willie Mays, 1958.....	11
Larry Herndon, 1980.....	11
Fred Lewis, 2008.....	11
Robby Thompson, 1989.....	11
7. 7 tied at.....	10

## Walks

1. Barry Bonds, 2004.....	232
2. Barry Bonds, 2002.....	198
3. Barry Bonds, 2001.....	177
4. Barry Bonds, 1996.....	151
5. Barry Bonds, 2003.....	148
6. Barry Bonds, 1997.....	145
7. Willie McCovey, 1970.....	137
8. Barry Bonds, 2007.....	132
9. Barry Bonds, 1998.....	130
10. Barry Bonds, 1993.....	126

## Games

1. Jose Pagan, 1962.....	164
2. Orlando Cepeda, 1962.....	162
Willie Mays, 1962.....	162
Will Clark, 1988.....	162
5. Chuck Hiller, 1962.....	161
J.T. Snow, 1999.....	161
7. 7 tied at.....	160

## Hits

1. Willie Mays, 1958.....	208
2. Rich Aurilia, 2001.....	206
3. Bobby Bonds, 1970.....	200
4. Will Clark, 1989.....	196
Jeff Kent, 2000.....	196
6. Jeff Kent, 2002.....	195
7. Orlando Cepeda, 1959.....	192
Brett Butler, 1990.....	192
9. Orlando Cepeda, 1962.....	191
10. Willie Mays, 1960.....	190

## Home Runs

1. Barry Bonds, 2001.....	73
2. Willie Mays, 1965.....	52
3. Willie Mays, 1962.....	49
Barry Bonds, 2000.....	49
5. Willie Mays, 1964.....	47
Kevin Mitchell, 1989.....	47
7. Orlando Cepeda, 1961.....	46
8. Barry Bonds, 1993.....	46
Barry Bonds, 2002.....	46
10. 2 tied at.....	45

## Stolen Bases

1. Bill North, 1979.....	58
2. Brett Butler, 1990.....	51
3. Bobby Bonds, 1970.....	48
4. Darren Lewis, 1993.....	46
5. Bobby Bonds, 1969.....	45
Bill North, 1980.....	45
7. Bobby Bonds, 1972.....	44
8. Bobby Bonds, 1973.....	43
Brett Butler, 1988.....	43
10. Bobby Bonds, 1974.....	41

## At-Bats

1. Bobby Bonds, 1970.....	663
2. Tito Fuentes, 1973.....	656
3. Bobby Bonds, 1973.....	643
4. Chili Davis, 1982.....	641
5. Rich Aurilia, 2001.....	636
6. Tito Fuentes, 1971.....	630
7. Bobby Bonds, 1972.....	626
8. Orlando Cepeda, 1962.....	625
9. Jeff Kent, 2002.....	623
10. 2 tied at.....	622

## Doubles

1. Jeff Kent, 2001.....	49
2. Jack Clark, 1978.....	46
3. Barry Bonds, 1998.....	44
<b>Pablo Sandoval, 2009.....</b>	<b>44</b>
5. Willie Mays, 1959.....	43
<b>Andres Torres, 2010.....</b>	<b>43</b>
7. Jeff Kent, 2002.....	42
Randy Winn, 2007.....	42
9. Jeff Kent, 2000.....	41
10. Will Clark, 1992.....	40
Jeff Kent, 1999.....	40

## Runs Batted In

1. Orlando Cepeda, 1961.....	142
2. Willie Mays, 1962.....	141
3. Barry Bonds, 2001.....	137
4. Barry Bonds, 1996.....	129
5. Jeff Kent, 1998.....	128
6. Willie McCovey, 1969.....	126
Willie McCovey, 1970.....	126
8. Kevin Mitchell, 1989.....	125
Jeff Kent, 2000.....	125
10. 2 tied at.....	123

## Total Bases

1. Barry Bonds, 2001.....	411
2. Willie Mays, 1962.....	382
3. Barry Bonds, 1993.....	365
4. Rich Aurilia, 2001.....	364
5. Willie Mays, 1965.....	360
6. Orlando Cepeda, 1961.....	356
7. Jeff Kent, 2002.....	352
8. Willie Mays, 1964.....	351
9. Willie Mays, 1958.....	350
Jeff Kent, 2000.....	350

# San Francisco Giants Pitching Single-Season Top Tens (1958-2010)

## Wins

1. Juan Marichal, 1962.....	26
2. Juan Marichal, 1963.....	25
Juan Marichal, 1966.....	25
4. Jack Sanford, 1962.....	24
Ron Bryant, 1973.....	24
6. Gaylord Perry, 1970.....	23
7. Juan Marichal, 1965.....	22
Mike McCormick, 1967.....	22
John Burkett, 1993.....	22
10. 5 tied at.....	21

## Games Started

1. Jack Sanford, 1963.....	42
2. Gaylord Perry, 1970.....	41
3. Juan Marichal, 1963.....	40
4. Billy O'Dell, 1962.....	39
Gaylord Perry, 1969.....	39
Ron Bryant, 1973.....	39
7. 5 tied at.....	38

## Innings Pitched

1. Gaylord Perry, 1970.....	328.2
2. Juan Marichal, 1968.....	326.0
3. Gaylord Perry, 1969.....	325.1
4. Juan Marichal, 1963.....	321.1
5. Juan Marichal, 1966.....	307.1
6. Juan Marichal, 1969.....	299.2
7. Juan Marichal, 1965.....	295.1
8. Gaylord Perry, 1967.....	293.0
9. Gaylord Perry, 1968.....	291.0
10. Jack Sanford, 1963.....	284.1

## Strikeouts

1. <b>Tim Lincecum, 2008</b> .....	<b>265</b>
2. <b>Tim Lincecum, 2009</b> .....	<b>261</b>
3. Jason Schmidt, 2004.....	251
4. Juan Marichal, 1963.....	248
5. Juan Marichal, 1965.....	240
6. Gaylord Perry, 1969.....	233
7. <b>Tim Lincecum, 2010</b> .....	<b>231</b>
8. Gaylord Perry, 1967.....	230
9. Juan Marichal, 1966.....	222
10. Juan Marichal, 1968.....	218

## ERA (min. 162 innings)

1. Bobby Bolin, 1968.....	1.99
2. Bill Swift, 1992.....	2.08
3. Juan Marichal, 1969.....	2.10
4. Juan Marichal, 1965.....	2.13
5. Juan Marichal, 1966.....	2.23
6. Atlee Hammaker, 1983.....	2.25
7. Scott Garrelts, 1989.....	2.28
8. Jason Schmidt, 2003.....	2.34
9. Juan Marichal, 1963.....	2.41
10. Juan Marichal, 1968.....	2.43

## Complete Games

1. Juan Marichal, 1968.....	30
2. Juan Marichal, 1969.....	27
3. Gaylord Perry, 1969.....	26
4. Juan Marichal, 1966.....	25
5. Juan Marichal, 1965.....	24
6. Gaylord Perry, 1970.....	23
7. Juan Marichal, 1964.....	22
8. Billy O'Dell, 1962.....	20
9. Gaylord Perry, 1968.....	19
10. 5 tied at.....	18

## Saves (since 1969)

1. Rod Beck, 1993.....	48
<b>Brian Wilson, 2010.....</b>	<b>48</b>
3. Robb Nen, 2001.....	45
4. Robb Nen, 2002.....	43
5. Robb Nen, 2000.....	41
<b>Brian Wilson, 2008.....</b>	<b>41</b>
7. Robb Nen, 1998.....	40
8. <b>Brian Wilson, 2009.....</b>	<b>38</b>
Tim Worrell, 2003.....	38
10. Rod Beck, 1997.....	37
Robb Nen, 1999.....	37

## Winning Pct.

### (min. 15 decisions)

1. Juan Marichal, 1966... .806 (25-6)
2. Shawn Estes, 1997..... .792 (19-5)
3. <b>Tim Lincecum, 2008 ....778 (18-5)</b>
4. Jack Sanford, 1962..... .774 (24-7)
5. Jason Schmidt, 2003... .773 (17-5)
6. John Burkett, 1993..... .759 (22-7)
7. Juan Marichal, 1963... .758 (25-8)
8. Joe Nathan, 2003..... .750 (12-4)
9. Juan Marichal, 1968... .743 (26-9)
10. 3 tied at..... .737 (14-5)

## Games

1. Julian Tavaroz, 1997.....	89
Jim Brower, 2004.....	89
3. Scott Eyre, 2005.....	86
4. Scott Eyre, 2004.....	83
5. Mike Jackson, 1993.....	81
6. Felix Rodriguez, 2001.....	80
Tim Worrell, 2002.....	80
8. Robb Nen, 2001.....	79
9. 4 tied at.....	78

## Shutouts

1. Juan Marichal, 1965.....	10
2. Juan Marichal, 1969.....	8
3. Jack Sanford, 1960.....	6
Ray Sadecki, 1968.....	6
John Montefusco, 1976.....	6
Bob Knepper, 1978.....	6
7. 5 tied at.....	5

# Giants Franchise Batting Rookie Top Tens (1883-2010)

## Batting Average (min. 502 PA)

1. Mike Tiernan, 1887 .....	339
2. Fred Snodgrass, 1910.....	321
3. Charlie Hickman, 1900 .....	313
4. Orlando Cepeda, 1958.....	312
5. Jesse Burkett, 1890.....	309
6. Josh Devore, 1910.....	304
7. Ross Youngs, 1918.....	302
8. Gary Matthews, 1973.....	300
9. Jim Ray Hart, 1964.....	286
10. Babe Young, 1940.....	286

## Runs

1. Bobby Thomson, 1947.....	105
2. Josh Devore, 1910.....	92
3. Marvin Benard, 1996.....	89
4. Orlando Cepeda, 1958.....	88
5. Chili Davis, 1982.....	86
6. Mike Tiernan, 1887 .....	82
7. Art Devlin, 1904.....	81
George Burns, 1913.....	81
9. Babe Young, 1940.....	75
10. Gary Matthews, 1973.....	74
Chris Speier, 1971.....	74

## Triples

1. Charlie Hickman, 1900 .....	17
2. Jesse Burkett, 1890.....	13
3. Alex McKinnon, 1884 .....	12
Mike Tiernan, 1887 .....	12
Hack Wilson, 1924.....	12
Fred Lindstrom, 1925.....	12
7. Sid Gordon, 1943.....	11
8. Harry Davis, 1896.....	10
Josh Devore, 1910.....	10
Gary Matthews, 1973.....	10

## Walks

1. Fred Snodgrass, 1910.....	71
2. Babe Young, 1940.....	69
3. Art Devlin, 1904.....	62
4. Marvin Benard, 1996.....	59
5. George Burns, 1913.....	58
Gary Matthews, 1973.....	58
7. Willie Mays, 1951.....	57
Steve Ontiveros, 1974.....	57
9. Buddy Blattner, 1946.....	56
Chris Speier, 1971.....	56

## Games

1. Chris Speier, 1971 .....	157
2. Chili Davis, 1982.....	154
3. Walter Holke, 1917 .....	153
Jim Ray Hart, 1964.....	153
5. Johnny Vergez, 1931 .....	152
6. George Burns, 1913.....	150
Buddy Kerr, 1944.....	150
8. Robby Thompson, 1986.....	149
Babe Young, 1940 .....	149
10. 2 tied at.....	148

## Hits

1. Orlando Cepeda, 1958.....	188
2. George Burns, 1913.....	173
3. Chili Davis, 1982.....	167
4. Jim Ray Hart, 1964.....	162
Gary Matthews, 1973.....	162
6. Babe Young, 1940 .....	159
7. Johnny Vergez, 1931 .....	157
8. Bobby Thomson, 1947.....	154
9. Mike Tiernan, 1887 .....	149
Josh Devore, 1910.....	149
Robby Thompson, 1986.....	149

## Home Runs

1. Jim Ray Hart, 1964.....	31
2. Bobby Thomson, 1947.....	29
Dave Kingman, 1972.....	29
4. Orlando Cepeda, 1958.....	25
5. Bill White, 1956 .....	22
6. Willie Mays, 1951.....	20
Daryl Spencer, 1953 .....	20
8. Chili Davis, 1982.....	19
9. Danny Gardella, 1945.....	18
Tom Haller, 1962.....	18
Buster Posey, 2010.....	18

## Stolen Bases

1. Artie Clarke, 1890.....	44
2. Josh Devore, 1910.....	43
3. George Burns, 1913.....	40
4. Art Devlin, 1904.....	33
Fred Snodgrass, 1910.....	33
6. Bill O'Hara, 1909.....	31
Dan Gladden, 1984.....	31
8. Mike Tiernan, 1887 .....	28
Yale Murphy, 1894.....	28
10. Marvin Benard, 1996.....	25

## At-Bats

1. Chili Davis, 1982.....	641
2. George Burns, 1913.....	605
3. Orlando Cepeda, 1958.....	603
4. Chris Speier, 1971 .....	601
5. Jim Ray Hart, 1964.....	566
6. Johnny Vergez, 1931 .....	565
7. Babe Young, 1940 .....	556
8. Robby Thompson, 1986.....	549
9. Buddy Kerr, 1944.....	548
10. Bobby Thomson, 1947.....	545

## Doubles

1. Orlando Cepeda, 1958.....	38
2. George Burns, 1913.....	37
3. Buddy Kerr, 1944.....	31
4. Babe Young, 1940 .....	27
Chili Davis, 1982.....	27
Will Clark, 1986.....	27
Robby Thompson, 1986.....	27
8. Bobby Thomson, 1947.....	26
Davey Williams, 1952.....	26
Garry Maddox, 1972.....	26

## Runs Batted In

1. Babe Young, 1940.....	101
2. Orlando Cepeda, 1958.....	96
3. Charlie Hickman, 1900 .....	91
4. Bobby Thomson, 1947.....	85
5. Dave Kingman, 1972.....	83
6. Johnny Vergez, 1931 .....	81
Jim Ray Hart, 1964.....	81
8. Chili Davis, 1982.....	76
9. Alex McKinnon, 1884.....	73
10. Danny Gardella, 1945.....	71

## Total Bases

1. Orlando Cepeda, 1958.....	309
2. Jim Ray Hart, 1964.....	282
3. Bobby Thomson, 1947.....	277
4. Chili Davis, 1982.....	263
5. Babe Young, 1940 .....	245
6. Gary Matthews, 1973.....	240
7. Bill White, 1956.....	233
8. Charlie Hickman, 1900 .....	228
9. George Burns, 1913.....	224
Johnny Vergez, 1931 .....	224

# Giants Franchise Pitching Rookie Top Tens (1883-2010)

## Wins

1. Bill Voiselle, 1944.....	21
Larry Jansen, 1947.....	21
3. Christy Mathewson, 1901.....	20
Cliff Melton, 1937.....	20
5. Jeff Tesreau, 1912.....	17
6. Bill Carrick, 1899.....	16
7. Slick Castleman, 1935.....	15
Hoyt Wilhelm, 1952.....	15
John Montefusco, 1975.....	15
10. John Burkett, 1990.....	14

## Games Started

1. Bill Carrick, 1899.....	43
2. Bill Voiselle, 1944.....	41
3. Christy Mathewson, 1901.....	38
4. John D'Acquisto, 1974.....	36
5. John Montefusco, 1975.....	34
6. Jeff Robinson, 1984.....	33
7. Pete Falcone, 1975.....	32
John Burkett, 1990.....	32
9. Bill Laskey, 1982.....	31
<b>Matt Cain, 2006.....</b>	<b>31</b>

## Innings Pitched

1. Bill Carrick, 1899.....	361.2
2. Christy Mathewson, 1901.....	336.0
3. Bill Voiselle, 1944.....	312.2
4. Ed Bagley, 1884.....	266.0
5. Cliff Melton, 1937.....	248.0
Larry Jansen, 1947.....	248.0
7. John Montefusco, 1975.....	243.2
8. Jeff Tesreau, 1912.....	243.0
9. Louis Druccke, 1910.....	215.1
10. John D'Acquisto, 1974.....	215.0

## Strikeouts

1. Christy Mathewson, 1901.....	221
2. John Montefusco, 1975.....	215
3. <b>Matt Cain, 2006.....</b>	<b>179</b>
4. John D'Acquisto, 1974.....	167
5. Bill Voiselle, 1944.....	161
6. Louis Druccke, 1910.....	151
7. <b>Tim Lincecum, 2007.....</b>	<b>150</b>
8. Cliff Melton, 1937.....	142
9. Pete Falcone, 1975.....	131
10. Jeff Tesreau, 1912.....	119

## ERA (min. 162 innings)

1. Jeff Tesreau, 1912.....	1.96
2. Al Demaree, 1913.....	2.21
3. Christy Mathewson, 1901.....	2.41
4. Hoyt Wilhelm, 1952.....	2.43
5. Louis Druccke, 1910.....	2.47
6. Rube Marquard, 1909.....	2.60
7. Cliff Melton, 1937.....	2.61
8. Red Causey, 1918.....	2.79
9. Hooks Wiltse, 1904.....	2.84
10. Jim Barr, 1972.....	2.87

## Complete Games

1. Bill Carrick, 1899.....	40
2. Christy Mathewson, 1901.....	36
3. Ed Begley, 1884.....	30
4. Bill Voiselle, 1944.....	25
5. Larry Jansen, 1947.....	20
6. Jeff Tesreau, 1912.....	19
7. John Sharrott, 1890.....	17
8. Tip O'Neill, 1883.....	15
Louis Druccke, 1910.....	15
10. 2 tied at.....	14

## Saves (since 1969)

1. Elias Sosa, 1973.....	18
2. Gary Lavelle, 1975.....	8
3. Al Holland, 1980.....	7
4. Randy Moffitt, 1972.....	4
5. Elias Sosa, 1972.....	3
Frank Williams, 1984.....	3
7. Jim Barr, 1972.....	2
8. 19 tied at.....	1

## Winning Pct.

### (min. 15 decisions)

1. Hoyt Wilhelm, 1952.....	.833 (15-3)
2. Hooks Wiltse, 1904.....	.813 (13-3)
3. Larry Jansen, 1947.....	.808 (21-5)
4. Al Demaree, 1913.....	.765 (13-4)
5. Slick Castleman, 1935...	.714 (15-6)
6. Jeff Tesreau, 1912.....	.708 (17-7)
7. Cliff Melton, 1937.....	.690 (20-9)
8. John Burkett, 1990.....	.667 (14-7)
9. Red Causey, 1918.....	.647 (11-6)
Bob Carpenter, 1941...	.647 (11-6)

## Games

1. Hoyt Wilhelm, 1952.....	71
Elias Sosa, 1973.....	71
3. Gary Lavelle, 1975.....	65
4. Kevin Rogers, 1993.....	64
5. Doug Creek, 1996.....	63
6. Frank Williams, 1984.....	61
7. Jeff Brantley, 1989.....	59
8. Aaron Fultz, 2000.....	58
9. George Specner, 1951.....	57
Frank Linzy, 1965.....	57

## Shutouts

1. Christy Mathewson, 1901.....	5
2. John Montefusco, 1975.....	4
3. Bill Carrick, 1899.....	3
Jeff Tesreau, 1912.....	3
Sal Maglie, 1945.....	3
Ruben Gomez, 1953.....	3
7. 11 tied at.....	2

# San Francisco Giants Batting Rookie Top Tens (1958-2010)

## Batting Average (min. 502 PA)

1. Orlando Cepeda, 1958.....	312
2. Gary Matthews, 1973.....	300
3. Jim Ray Hart, 1964.....	286
4. Robby Thompson, 1986.....	271
5. Garry Maddox, 1972.....	266
6. Tito Fuentes, 1966.....	261
Chili Davis, 1982.....	261
8. Dave Rader, 1972.....	259
9. Jim Davenport, 1958.....	256
10. Marvin Benard, 1996.....	248

## Runs

1. Marvin Benard, 1996.....	89
2. Orlando Cepeda, 1958.....	88
3. Chili Davis, 1982.....	86
4. Chris Speier, 1971.....	74
Gary Matthews, 1973.....	74
6. Robby Thompson, 1986.....	73
7. Jim Ray Hart, 1964.....	71
Dan Gladden, 1984.....	71
9. Jim Davenport, 1958.....	70
10. Will Clark, 1986.....	66

## Triples

1. Gary Matthews, 1973.....	10
2. Garry Maddox, 1972.....	7
Eugenio Velez, 2008.....	7
4. Willie Kirkland, 1958.....	6
Jim Ray Hart, 1964.....	6
Chris Speier, 1971.....	6
Chili Davis, 1982.....	6
8. Willie McCovey, 1959.....	5
Bobby Bonds, 1968.....	5
10. 10 tied at.....	4

## Walks

1. Marvin Benard, 1996.....	59
2. Gary Matthews, 1973.....	58
3. Steve Ontiveros, 1974.....	57
4. Chris Speier, 1971.....	56
5. Tom Haller, 1962.....	51
Dave Kingman, 1972.....	51
7. Jack Clark, 1977.....	49
8. Jim Ray Hart, 1964.....	47
9. Chili Davis, 1982.....	45
10. Willie Kirkland, 1958.....	43

## Games

1. Chris Speier, 1971.....	157
2. Chili Davis, 1982.....	154
3. Jim Ray Hart, 1964.....	153
4. Robby Thompson, 1986.....	149
5. Orlando Cepeda, 1958.....	148
Gary Matthews, 1973.....	148
7. Jose Uribe, 1985.....	147
8. Jack Clark, 1977.....	136
9. Dave Kingman, 1972.....	135
Marvin Benard, 1996.....	135

## Hits

1. Orlando Cepeda, 1958.....	188
2. Chili Davis, 1982.....	167
3. Jim Ray Hart, 1964.....	162
Gary Matthews, 1983.....	162
5. Robby Thompson, 1986.....	149
6. Tito Fuentes, 1966.....	141
Chris Speier, 1971.....	141
8. <b>Buster Posey, 2010.....</b>	<b>124</b>
9. Garry Maddox, 1972.....	122
10. Marvin Benard, 1996.....	121

## Home Runs

1. Jim Ray Hart, 1964.....	31
2. Dave Kingman, 1972.....	29
3. Orlando Cepeda, 1958.....	25
4. Chili Davis, 1982.....	19
5. Tom Haller, 1962.....	18
<b>Buster Posey, 2010.....</b>	<b>18</b>
7. Chris Brown, 1985.....	16
8. Willie Kirkland, 1958.....	14
Bob Schmidt, 1958.....	14
10. 3 tied at.....	13

## Stolen Bases

1. Dan Gladden, 1984.....	31
2. Marvin Benard, 1996.....	25
3. Chili Davis, 1982.....	24
4. Gary Matthews, 1973.....	17
Rajai Davis, 2007.....	17
6. Bobby Bonds, 1968.....	16
Dave Kingman, 1972.....	16
8. Orlando Cepeda, 1958.....	15
9. Eugenio Velez, 2008.....	15
10. Jason Ellison, 2005.....	14

## At-Bats

1. Chili Davis, 1982.....	641
2. Orlando Cepeda, 1958.....	603
3. Chris Speier, 1971.....	601
4. Jim Ray Hart, 1964.....	566
5. Robby Thompson, 1986.....	549
6. Tito Fuentes, 1966.....	541
7. Gary Matthews, 1973.....	540
8. Marvin Benard, 1996.....	488
9. Jose Uribe, 1985.....	476
10. Dave Kingman, 1972.....	472

## Doubles

1. Orlando Cepeda, 1958.....	38
2. Chili Davis, 1982.....	27
Will Clark, 1986.....	27
Robby Thompson, 1986.....	27
5. Garry Maddox, 1972.....	26
6. Willie Kirkland, 1958.....	25
7. <b>Buster Posey, 2010.....</b>	<b>23</b>
8. Jim Davenport, 1958.....	22
Gary Matthews, 1973.....	22
10. Tito Fuentes, 1966.....	21
Terry Whitfield, 1977.....	21

## Runs Batted In

1. Orlando Cepeda, 1958.....	96
2. Dave Kingman, 1972.....	83
3. Jim Ray Hart, 1964.....	81
4. Chili Davis, 1982.....	76
5. <b>Buster Posey, 2010.....</b>	<b>67</b>
6. Chris Brown, 1985.....	61
7. Garry Maddox, 1972.....	58
Gary Matthews, 1973.....	58
9. Willie Kirkland, 1958.....	56
10. Tom Haller, 1962.....	55

## Total Bases

1. Orlando Cepeda, 1958.....	309
2. Jim Ray Hart, 1964.....	282
3. Chili Davis, 1982.....	263
4. Gary Matthews, 1973.....	240
5. Dave Kingman, 1972.....	218
6. <b>Buster Posey, 2010.....</b>	<b>205</b>
7. Robby Thompson, 1986.....	203
8. Garry Maddox, 1972.....	198
9. Tito Fuentes, 1966.....	195
10. Chris Speier, 1971.....	194

# San Francisco Pitching Rookie Top Tens (1958-2010)

## Wins

1. John Montefusco, 1975.....	15
2. John Burkett, 1990.....	14
3. Bill Laskey, 1982.....	13
Ryan Jensen, 2002.....	13
<b>Matt Cain, 2006.....</b>	<b>13</b>
6. John D'Acquisto, 1974.....	12
Pete Falcone, 1975.....	12
8. Bob Knepper, 1977.....	11
9. Elias Sosa, 1973.....	10
10. 3 tied at.....	9

## Games Started

1. John D'Acquisto, 1974.....	36
2. John Montefusco, 1975.....	34
3. Jeff Robinson, 1984.....	33
4. Pete Falcone, 1975.....	32
John Burkett, 1990.....	32
6. Bill Laskey, 1982.....	31
<b>Matt Cain, 2006.....</b>	<b>31</b>
8. Ryan Jensen, 2002.....	30
9. Osvaldo Fernandez, 1996.....	28
10. Bob Knepper, 1977.....	27

## Innings Pitched

1. John Montefusco, 1975.....	243.2
2. John D'Acquisto, 1974.....	215.0
3. John Burkett, 1990.....	204.0
4. <b>Matt Cain, 2006.....</b>	<b>190.2</b>
5. Pete Falcone, 1975.....	190.0
6. Bill Laskey, 1982.....	189.1
7. Jim Barr, 1972.....	179.0
8. Ryan Jensen, 1984.....	171.2
Osvaldo Fernandez, 1996.....	171.2
Ryan Jensen, 2002.....	171.2

## Strikeouts

1. John Montefusco, 1975.....	215
2. <b>Matt Cain, 2006.....</b>	<b>179</b>
3. John D'Acquisto, 1974.....	167
4. <b>Tim Lincecum, 2007.....</b>	<b>150</b>
5. Pete Falcone, 1975.....	131
6. John Burkett, 1990.....	118
7. Osvaldo Fernandez, 1996.....	106
8. Ryan Jensen, 2002.....	105
9. Jeff Robinson, 1984.....	102
10. Jesse Foppert, 2003.....	101

## ERA (min. 162 innings)

1. Jim Barr, 1972.....	2.87
2. John Montefusco, 1975.....	2.88
3. Bill Lakey, 1982.....	3.14
4. Bob Knepper, 1977.....	3.36
5. John D'Acquisto, 1974.....	3.77
6. John Burkett, 1990.....	3.79
7. <b>Matt Cain, 2006.....</b>	<b>4.15</b>
8. Pete Falcone, 1975.....	4.17
9. Ryan Jensen, 2002.....	4.51
10. Jeff Robinson, 1984.....	4.56

## Complete Games

1. John Montefusco, 1975.....	10
2. Jim Barr, 1972.....	8
3. Ron Herbel, 1964.....	7
Jim Willoughby, 1972.....	7
Bill Laskey, 1982.....	7
6. Juan Marichal, 1960.....	6
Bob Knepper, 1977.....	6
8. John D'Acquisto, 1974.....	5
9. Pete Falcone, 1975.....	3
10. 8 tied at.....	2

## Saves (since 1969)

1. Elias Sosa, 1973.....	18
2. Gary Lavelle, 1975.....	8
3. Al Holland, 1980.....	7
4. Randy Moffitt, 1972.....	4
5. Elias Sosa, 1972.....	3
Frank Williams, 1984.....	3
7. Jim Barr, 1972.....	2
8. 19 tied at.....	1

## Winning Pct. (min. 15 decisions)

1. John Burkett, 1990....	.667 (14-7)
2. John Montefusco, 1975.....	.625 (15-9)
3. Ryan Jensen, 2002....	.619 (13-8)
4. Bob Knepper, 1977....	.550 (11-9)
5. Pete Falcone, 1975...	.522 (12-11)
6. Bill Laskey, 1982.....	.520 (13-12)
<b>Matt Cain, 2006.....</b>	<b>.520 (13-12)</b>
8. Ron Herbel, 1964.....	.500 (9-9)
9. Jesse Foppert, 2003....	.471 (8-9)
10. John D'Acquisto, 1974.....	.462 (12-14)

## Games

1. Elias Sosa, 1973.....	71
2. Gary Lavelle, 1975.....	65
3. Kevin Rogers, 1993.....	64
4. Doug Creek, 1996.....	63
5. Frank Williams, 1984.....	61
6. Jeff Brantley, 1989.....	59
7. Aaron Fultz, 2000.....	58
8. Frank Linzy, 1965.....	57
9. Al Holland, 1980.....	54
10. 2 tied at.....	52

## Shutouts

1. John Montefusco, 1975.....	4
2. Ron Herbel, 1964.....	2
Steve Stone, 1971.....	2
Jim Barr, 1972.....	2
Bob Knepper, 1977.....	2
6. 16 tied at.....	1

# Giants Franchise Single-Season Fielding Records (1883-2010)

## GAMES PLAYED

Pos.	Player, Year	Games
1B	Orlando Cepeda, 1962.....	160
	J.T. Snow, 1999.....	160
2B	Chuck Hiller, 1962.....	161
3B	Darrell Evans, 1979.....	159
	Matt Williams, 1990.....	159
	Pedro Feliz, 2006.....	159
SS	Jose Pagan, 1962.....	164
OF	Willie Mays, 1962.....	161
C	Dave Rader, 1973.....	148
P	Julian Tavarez, 1997.....	89
	Jim Brower, 2004.....	89

## PUTOUTS

Pos.	Player, Year	Putouts
1B	George Kelly, 1920.....	1,759
2B	Burgess Whitehead, 1936...	442
3B	Art Devlin, 1908.....	191
SS	Dave Bancroft, 1922.....	405
OF	Bobby Thompson, 1949.....	488
C	Bengie Molina, 2008.....	987
P	Juan Marichal, 1968.....	33

## ASSISTS

Pos.	Player, Year	Assists
1B	Bill Terry, 1932.....	137
2B	Rogers Hornsby, 1927.....	582
3B	Darrell Evans, 1979.....	369
SS	Dave Bancroft, 1922.....	579
OF	George Van Haltren, 1897....	31
	George Van Haltren, 1899....	31
	Fred Snodgrass, 1911.....	31
C	Chief Meyers, 1910.....	154
P	Christy Mathewson, 1908...	141

## ERRORS

Pos.	Player, Year	Errors
1B	Alex McKinnon, 1884.....	53
2B	Monte Ward, 1893.....	73
3B	Charlie Hickman, 1900.....	86
SS	Shorty Fuller, 1892.....	92
OF	George Gore, 1889.....	41
C	Duke Farrell, 1894.....	48
P	Ed Crane, 1892.....	22

## TOTAL CHANCES

Pos.	Player, Year	Total Chances
1B	George Kelly, 1920.....	1,873
2B	Burgess Whitehead, 1936...	1,026
3B	Art Devlin, 1908.....	564
SS	Dave Bancroft, 1922.....	1,046
OF	Bobby Thompson, 1949.....	507
C	Bengie Molina, 2008.....	1,063
P	Amos Rusie, 1892.....	180

## DOUBLE PLAYS

Pos.	Player, Year	Double Plays
1B	Whitey Lockman, 1952.....	155
2B	Eddie Stanky, 1950.....	128
3B	Hank Thompson, 1950.....	43
SS	Alvin Dark, 1952.....	116
OF	Mel Ott, 1929.....	12
C	Wes Westrum, 1950.....	21
P	Art Nehf, 1920.....	11
	Kirk Rueter, 2001.....	11

## HIGHEST FIELDING

PERCENTAGE (min. 108 games)

Pos.	Player, Year	Pct.
1B	J.T. Snow, 1998.....	.999
2B	Tito Fuentes, 1973.....	.993
3B	Heinie Groh, 1924.....	.983
SS	Omar Vizquel, 2006.....	.993
OF	Darren Lewis, 1993.....	1.000
C	Mike Matheny, 2005.....	.999

## FRANCHISE SINGLE-SEASON FIELDING MARKS

Highest Fielding Pct.....	(.988), 2010
Lowest Fielding Pct.....	(.889), 1883
Most Putouts.....	(4,431), 1998
Most Assists.....	(2,240), 1920
Fewest Errors.....	(73), 2010
Most Errors.....	(565), 1892
Most Total Chances.....	(6,682), 1920
Most Double Plays.....	(181), 1950

## Giants Home Run Records by Position

	San Francisco	Franchise
<b>Catcher</b>	Tom Haller, 27 (1966)	Walker Cooper, 35 (1947)
<b>First Baseman</b>	Orlando Cepeda, 46 (1961)	Johnny Mize, 51 (1947)
<b>Second Baseman</b>	Jeff Kent, 37 (2002)	Jeff Kent, 37 (2002)
<b>Shortstop</b>	Rich Aurilia, 36 (2001)	Rich Aurilia, 36 (2001)
<b>Third Baseman</b>	Matt Williams, 43 (1994)	Matt Williams, 43 (1994)
<b>Left Fielder</b>	Barry Bonds, 72 (2001)	Barry Bonds, 72 (2001)
<b>Center Fielder</b>	Willie Mays, 52 (1956)	Willie Mays, 52 (1956)
<b>Right Fielder</b>	Bobby Bonds, 39 (1973)	Mel Ott, 42 (1929)

\*names in bold are current team members

# Giants Franchise Career Fielding Leaders (1883-2010)

## MOST GAMES BY POSITION

### Catcher

Wes Westrum .....	902
Gus Mancuso .....	840
Harry Danning .....	801
Chief Meyers .....	769
Tom Haller .....	719

### First Base

Willie McCovey .....	1,775
Bill Terry .....	1,559
J.T. Snow .....	1,137
Will Clark .....	1,124
Fred Merkle .....	1,008

### Second Base

Larry Doyle .....	1,591
Robby Thompson .....	1,279
Jeff Kent .....	854
Tito Fuentes .....	842
Ray Durham .....	683

### Third Base

Jim Davenport .....	1,130
Art Devlin .....	1,097
Matt Williams .....	1,011
Fred Lindstrom .....	776
Darrell Evans .....	697

### Shortstop

Travis Jackson .....	1,326
Art Fletcher .....	1,240
Jose Uribe .....	969
Rich Aurilia .....	960
Johnnie LeMaster .....	954

### Outfield

Willie Mays .....	2,749
Mel Ott .....	2,313
Barry Bonds .....	1,888
Mike Tiernan .....	1,474
George Burns .....	1,356

## HIGHEST FIELDING

### PERCENTAGE (min. 650 games)

Pos.	Player	Pct.	Games
1B	J.T. Snow	.996	1,137
2B	Robby Thompson	.983	1,279
3B	Jim Davenport	.964	1,130
SS	Rich Aurilia	.972	960
OF	Marvin Benard	.986	705
C	Tom Haller	.992	719

## LEADERS BY POSITION

### PUTOUTS

Pos.	Player	Putouts
1B	Bill Terry	15,972
2B	Larry Doyle	3,316
3B	Art Devlin	1,275
SS	Travis Jackson	2,877
OF	Willie Mays	6,883
C	Tom Haller	4,285
P	Juan Marichal	287

### ASSISTS

Pos.	Player	Assists
1B	Bill Terry	1,108
2B	Larry Doyle	4,272
3B	Art Devlin	2,297
SS	Travis Jackson	4,635
OF	Mel Ott	257
C	Chief Meyers	827
P	Christy Mathewson	1,500

## ERRORS

Pos.	Player	Errors
1B	Roger Connor	245
2B	Larry Doyle	409
3B	Art Devlin	247
SS	Art Fletcher	457
OF	George Van Haltren	195
C	Buck Ewing	239
P	Amos Rusie	114

## TOTAL CHANCES

Pos.	Player	Total Chances
1B	Bill Terry	17,218
2B	Larry Doyle	7,997
3B	Art Devlin	3,819
SS	Travis Jackson	7,893
OF	Willie Mays	7,210
C	Chief Meyers	4,808
P	Christy Mathewson	1,832

## DOUBLE PLAYS

Pos.	Player	Double Plays
1B	Bill Terry	1,334
2B	Robby Thompson	873
3B	Matt Williams	198
SS	Travis Jackson	826
OF	Mel Ott	60
C	Chief Meyers	84
P	Freddie Fitzsimmons	67

## Giants RBI Records by Position

### San Francisco

<b>Catcher</b>	Dick Dietz, 104 (1970)
<b>First Baseman</b>	Orlando Cepeda, 142 (1961)
<b>Second Baseman</b>	Jeff Kent, 128 (1998)
<b>Shortstop</b>	Rich Aurilia, 96 (2001)
<b>Third Baseman</b>	Matt Williams, 122 (1990)
<b>Left Fielder</b>	Barry Bonds, 136 (2001)
<b>Center Fielder</b>	Willie Mays, 141 (1962)
<b>Right Fielder</b>	Jack Clark, 103 (1982)

### Franchise

Walker Cooper, 122 (1947)
Orlando Cepeda, 142 (1961)
Jeff Kent, 128 (1998)
Travis Jackson, 101 (1934)
Matt Williams, 122 (1990)
Barry Bonds, 136 (2001)
Willie Mays, 141 (1962)
Mel Ott, 151 (1929)

\*names in bold are current team members

# San Francisco Giants Career Fielding Leaders (1958-2010)

## MOST GAMES BY POSITION

### Catcher

Tom Haller .....	719
Kirt Manwaring.....	704
Bob Brenly.....	692
Dave Rader.....	560
Dick Dietz.....	486

### First Base

Willie McCovey .....	1,775
J.T. Snow .....	1,137
Will Clark .....	1,124
Orlando Cepeda.....	872
Darrell Evans.....	312

### Second Base

Robby Thompson.....	1,279
Jeff Kent .....	854
Tito Fuentes.....	842
Ray Durham.....	683
Hal Lanier .....	419

### Third Base

Jim Davenport .....	1,130
Matt Williams.....	1,011
Darrell Evans.....	697
Jim Ray Hart.....	683
Pedro Feliz.....	615

### Shortstop

Jose Uribe .....	969
Rich Aurilia.....	960
Johnnie LeMaster.....	954
Chris Speier.....	910
Hal Lanier .....	620

## Outfield

Willie Mays .....	1,989
Barry Bonds.....	1,888
Bobby Bonds.....	1,005
Jack Clark.....	995
Chili Davis.....	824

## HIGHEST FIELDING

PERCENTAGE (min. 300 games)

Pos.	Player	Pct.	Games
1B	J.T. Snow	.996	1,137
2B	Robby Thompson	.983	1,279
3B	Edgardo Alfonzo	.966	359
SS	Omar Vizquel	.990	529
OF	Darren Lewis	.998	479
C	Bengie Molina	.994	446

## LEADERS BY POSITION

### PUTOUTS

Pos.	Player	Putouts
1B	Willie McCovey.....	14,956
2B	Robby Thompson .....	2,611
3B	Jim Davenport .....	863
SS	Johnnie LeMaster .....	1,479
OF	Willie Mays.....	4,729
C	Tom Haller.....	4,285
P	Juan Marichal.....	287

## ASSISTS

Pos.	Player	Assists
1B	Willie McCovey.....	1,058
2B	Robby Thompson .....	3,704
3B	Matt Williams.....	1,979
SS	Chris Speier .....	2,907
OF	Willie Mays.....	108
C	Bob Brenly.....	406
P	Juan Marichal.....	567

## ERRORS

Pos.	Player	Errors
1B	Willie McCovey.....	203
2B	Robby Thompson .....	110
3B	Jim Ray Hart.....	134
SS	Johnnie LeMaster .....	175
OF	Willie Mays.....	94
C	Bob Brenly.....	62
P	Juan Marichal.....	47

## TOTAL CHANCES

Pos.	Player	Total Chances
1B	Willie McCovey.....	16,217
2B	Robby Thompson .....	6,425
3B	Matt Williams .....	2,904
SS	Chris Speier .....	4,508
OF	Willie Mays.....	4,931
C	Tom Haller.....	4,628
P	Juan Marichal.....	901

## DOUBLE PLAYS

Pos.	Player	Double Plays
1B	Willie McCovey.....	1,213
2B	Robby Thompson .....	873
3B	Matt Williams .....	198
SS	Rich Aurilia.....	636
OF	Willie Mays.....	27
C	Kirt Manwaring.....	62
P	Kirk Rueter.....	47

## Milestone Victories

The Giants were the first franchise in North American professional sports and Major League Baseball history with 10,000 wins, reaching the milestone with a 4-3 victory against the Dodgers at Dodger Stadium on July 14, 2005. Entering the 2011 season, the Giants' 129th campaign, the franchise is 10,436-8,958 (.538) all-time. Here is a list of the clubs' milestone victories:

Win	Date	Opponent	Site	Score
1	May 1, 1883	Boston Beaneaters	Polo Grounds I	7-5
1,000	May 8, 1897	Brooklyn Bridegrooms	St. George Grounds	9-5
2,000	August 9, 1909	at St. Louis Cardinals	Robison Field	4-3
3,000	September 8, 1920 (2)	at Boston Braves	Braves Field	5-1
4,000	May 18, 1932	at Cincinnati Reds	Crosley Field	9-3
5,000	June 19, 1944	at Brooklyn Dodgers	Ebbets Field	10-2
6,000	April 21, 1957	Philadelphia Phillies	Polo Grounds V	2-1
7,000	July 18, 1968	at St. Louis Cardinals	Busch Memorial Stadium	3-0
8,000	October 2, 1980	at Los Angeles Dodgers	Dodger Stadium	3-2
9,000	July 30, 1993	at Colorado Rockies	Mile High Stadium	10-4
10,000	July 14, 2005	at Los Angeles Dodgers	Dodger Stadium	4-3

# San Francisco Giants Single-Season Fielding Records (1958-2010)

## GAMES PLAYED

Pos.	Player, Year	Games
1B	Orlando Cepeda, 1962.....	160
	J.T. Snow, 1999.....	160
2B	Chuck Hiller, 1962.....	161
3B	Darrell Evans, 1979.....	159
	Matt Williams, 1990.....	159
	Pedro Feliz, 2006.....	159
SS	Jose Pagan, 1962.....	164
OF	Willie Mays, 1962.....	161
C	Dave Rader, 1973.....	148
P	Julian Tavaréz, 1997.....	89
	Jim Brower, 2004.....	89

## PUTOUTS

Pos.	Player, Year	Putouts
1B	Will Clark, 1988.....	1,492
2B	Tito Fuentes, 1973.....	386
3B	Darrell Evans, 1978.....	147
SS	Jose Pagan, 1962.....	286
OF	Willie Mays, 1958.....	429
	Willie Mays, 1962.....	429
C	Bengie Molina, 2008.....	987
P	Juan Marichal, 1968.....	33

## ASSISTS

Pos.	Player, Year	Assists
1B	Willie McCovey, 1970.....	134
2B	Tito Fuentes, 1973.....	478
3B	Darrell Evans, 1979.....	369
SS	Hal Lanier, 1969.....	530
OF	Jose Cruz, Jr., 2003.....	18
C	Bob Brenly, 1987.....	83
P	Gaylord Perry, 1969.....	67
	Gaylord Perry, 1970.....	67

## ERRORS

Pos.	Player, Year	Errors
1B	Willie McCovey, 1966.....	22
2B	Chuck Hiller, 1962.....	29
	Tito Fuentes, 1972.....	29
3B	Joel Youngblood, 1984.....	36
SS	Chris Speier, 1971.....	33
	Chris Speier, 1973.....	33
OF	Willie McCovey, 1963.....	14
C	Dick Dietz, 1970.....	14
	Dick Dietz, 1971.....	14
P	Juan Marichal, 1971.....	7

## TOTAL CHANCES

Pos.	Player, Year	Total Chances
1B	Will Clark, 1988.....	1,608
2B	Tito Fuentes, 1973.....	870
3B	Darrell Evans, 1979.....	528
SS	Hal Lanier, 1969.....	807
OF	Willie Mays, 1958.....	455
C	Bengie Molina, 2008.....	1,063
P	Juan Marichal, 1968.....	103

## DOUBLE PLAYS

Pos.	Player, Year	Double Plays
1B	J.T. Snow, 2000.....	135
2B	Jeff Kent, 2002.....	113
3B	Matt Williams, 1993.....	34
SS	Rich Aurilia, 2000.....	110
OF	Bobby Bonds, 1970.....	7
	Jack Clark, 1979.....	7
	Jose Cruz, Jr., 2003.....	7
C	Bobby Estalella, 2000.....	14
P	Kirk Rueter, 2001.....	11

## HIGHEST FIELDING

**PERCENTAGE** (min. 108 games)

Pos.	Player, Year	Pct.
1B	J.T. Snow, 1998.....	.999
2B	Tito Fuentes, 1973.....	.993
3B	Jim Davenport, 1959.....	.978
SS	Omar Vizquel, 2006.....	.993
OF	Darren Lewis, 1993.....	1.000
C	Mike Matheny, 2005.....	.999

## SAN FRANCISCO GIANTS SINGLE-SEASON FIELDING MARKS

Highest Fielding Pct. ....	(.987), 2003
Lowest Fielding Pct. ....	(.971), 1976
Most Putouts.....	(4,431), 1998
Most Assists.....	(1,940), 1976
Fewest Errors.....	(80), 2003
Most Errors.....	(186), 1976
Most Total Chances.....	(6,518), 1969
Most Double Plays.....	(173), 1992 and 2000

## Giants' Title Clinching Dates

Year	Game	Date	Details
1905*	145	September 30	Giants won at STL, 9-2
1911*	145	October 4	Giants won at BRK, 2-0
1912*	143	September 26	Giants won vs. BOS, 4-0 (Game 2)
1913*	144	September 27	Giants lost at BRK, 4-0; while PHI lost vs. BOS, 9-3
1917*	145	September 24	Giants won at STL, 2-1
1921*	150	September 29	PIT was swept in DH at STL (5-4 and 3-1)
1922*	149	September 25	Giants won vs. STL, 5-4
1923*	149	September 28	Giants won vs. BRK, 3-0
1924*	153	September 27	Giants won vs. PHI, 5-1; while BRK lost vs. BOS, 3-2
1933*	147	September 19	Giants lost at STL, 12-3; while PIT lost at PHI, 3-2
1936*	150	September 24	Giants won at BOS, 2-1 (10 inn. – Game 1)
1937*	148	September 30	Giants won at PHI, 2-1 (Game 1)
1951*	157	October 3	Giants won vs. BRK, 5-4
1954*	148	September 20	Giants won at BRK, 7-1
1962*	165	October 3	Giants won at LA, 6-4
1971#	162	September 30	Giants won at SD, 5-1
1987#	156	September 28	Giants won at SD, 5-4
1989#	159	September 27	Giants lost at LA, 1-0; while SD lost vs. CIN, 2-1 (13 inn.)
1997#	161	September 27	Giants won vs. SD, 6-1
2000#	152	September 21	Giants won vs. AZ, 8-7
2002%	161	September 28	Giants won vs. HOU, 5-2
2003#	150	September 17	Giants won vs. SD, 8-3; while LA lost vs. AZ, 2-0
2010#	162	October 3	Giants won vs. SD, 3-0

\*clinched National League pennant; #clinched National League West

%clinched National League Wild Card

# Yearly Team Batting Totals 1900-2010

YEAR	R	OR	AB	H	2B	3B	HR	BB	SO	AVG	OBP	SLG	SB	E	DP	FA
1900	713	823	4724	1317	177	61	23	369	343	.279	.335	.357	236	439	124	.928
1901	544	755	4839	1225	167	46	19	303	575	.253	.301	.318	133	348	81	.941
1902	401	590	4571	1088	147	34	8	252	530	.238	.283	.290	187	330	104	.943
1903	729	<b>567</b>	4741	1290	181	49	20	379	(NA)	.272	.326	.344	264	287	87	<b>.951</b>
1904	<b>744</b>	<b>476</b>	5150	1347	<b>202</b>	65	31	<b>434</b>	(NA)	<b>.262</b>	<b>.319</b>	<b>.344</b>	<b>283</b>	294	<b>93</b>	<b>.956</b>
1905	<b>778</b>	505	5094	1392	<b>191</b>	88	<b>39</b>	<b>517</b>	(NA)	.273	<b>.340</b>	<b>.368</b>	<b>291</b>	258	93	.960
1906	625	510	4768	1217	162	53	15	<b>563</b>	(NA)	.255	<b>.334</b>	.321	<b>288</b>	233	84	.963
1907	574	510	4874	1222	160	48	<b>23</b>	<b>516</b>	(NA)	.251	<b>.322</b>	.317	205	232	75	.963
1908	<b>652</b>	456	5006	<b>1339</b>	182	43	20	<b>494</b>	(NA)	<b>.267</b>	<b>.333</b>	.333	181	250	79	.962
1909	623	546	5218	1327	173	68	<b>26</b>	530	(NA)	.254	<b>.329</b>	.328	234	307	99	.954
1910	<b>715</b>	567	5061	1391	204	83	31	562	<b>489</b>	<b>.275</b>	<b>.354</b>	<b>.366</b>	282	291	117	.955
1911	756	<b>542</b>	5006	1399	225	103	41	530	<b>506</b>	<b>.279</b>	<b>.358</b>	<b>.390</b>	<b>347</b>	256	86	.959
1912	<b>823</b>	571	5067	1451	231	89	<b>47</b>	514	<b>497</b>	<b>.286</b>	<b>.360</b>	.395	<b>319</b>	280	123	.956
1913	684	<b>515</b>	5218	1427	226	71	30	444	<b>501</b>	.273	<b>.338</b>	.361	<b>296</b>	254	107	.961
1914	<b>672</b>	576	5146	1363	<b>222</b>	59	30	447	<b>479</b>	.265	<b>.330</b>	.348	<b>239</b>	254	119	.961
1915	582	628	5218	1312	195	68	24	315	547	.251	.300	.329	155	256	119	.960
1916	<b>597</b>	504	5152	1305	188	74	42	356	558	.253	.307	.343	<b>206</b>	217	108	.966
1917	635	<b>457</b>	5211	1360	170	71	<b>39</b>	373	533	.261	<b>.317</b>	.343	<b>162</b>	<b>208</b>	122	<b>.968</b>
1918	480	415	4164	1081	150	53	13	271	365	.260	.310	.330	130	<b>152</b>	78	<b>.971</b>
1919	<b>605</b>	470	4664	1254	204	64	40	328	407	<b>.269</b>	.322	<b>.366</b>	157	216	96	.964
1920	<b>682</b>	543	5309	1427	210	76	46	<b>432</b>	545	.269	.327	.363	131	210	<b>137</b>	.969
1921	<b>840</b>	637	5278	1575	237	93	75	<b>469</b>	390	.298	<b>.359</b>	.421	<b>137</b>	187	<b>155</b>	.971
1922	852	<b>658</b>	5454	1661	253	90	80	448	421	.305	<b>.363</b>	.428	116	194	145	<b>.970</b>
1923	<b>854</b>	679	5452	<b>1610</b>	248	76	85	<b>487</b>	406	<b>.295</b>	<b>.356</b>	<b>.415</b>	106	<b>176</b>	141	<b>.972</b>
1924	<b>857</b>	641	5445	<b>1634</b>	269	81	<b>95</b>	467	479	<b>.300</b>	<b>.358</b>	<b>.432</b>	82	186	160	.971
1925	736	702	5327	1507	239	61	<b>114</b>	411	494	.283	.337	.415	79	199	129	.968
1926	663	668	5167	1435	214	58	73	339	420	.278	.325	.384	<b>94</b>	186	150	.970
1927	<b>817</b>	720	5372	1594	252	62	<b>109</b>	461	462	.297	.356	<b>.427</b>	73	195	160	.969
1928	<b>807</b>	653	5459	1600	276	59	<b>118</b>	444	376	.293	.349	<b>.430</b>	62	178	175	.972
1929	897	<b>709</b>	5388	1594	251	47	<b>136</b>	482	405	.296	<b>.358</b>	.436	85	158	163	<b>.975</b>
1930	959	814	5553	1769	264	83	143	422	<b>382</b>	<b>.319</b>	.369	.473	59	164	144	<b>.974</b>
1931	768	<b>599</b>	5372	1554	251	64	<b>101</b>	383	<b>395</b>	<b>.289</b>	.340	.416	83	<b>159</b>	126	<b>.974</b>
1932	755	706	5530	1527	263	54	116	348	391	.276	.322	.406	31	191	143	.969
1933	636	<b>515</b>	5461	1437	204	41	<b>82</b>	377	477	.263	.312	.361	31	178	156	.973
1934	760	<b>583</b>	5396	1485	240	41	<b>126</b>	406	526	.275	.329	.405	19	179	<b>141</b>	.972
1935	770	675	5623	<b>1608</b>	248	56	<b>123</b>	392	479	.286	.336	<b>.416</b>	32	174	129	<b>.972</b>
1936	742	621	5449	1529	237	48	97	431	<b>452</b>	.281	.337	.395	31	168	164	.974
1937	732	602	5329	1484	251	41	<b>111</b>	412	492	.278	.334	.403	45	159	143	.974
1938	705	637	5255	1424	210	36	<b>125</b>	465	528	.271	.334	.396	31	168	147	.973
1939	703	685	5129	1395	211	38	<b>116</b>	498	499	.272	.340	.396	26	<b>153</b>	151	<b>.975</b>
1940	663	659	5324	1423	201	46	91	453	<b>478</b>	.267	.329	.374	45	139	132	.977
1941	667	706	5395	1401	248	35	95	504	518	.260	.326	.371	36	160	144	.974
1942	675	600	5210	1323	162	35	<b>109</b>	558	511	.254	.330	.361	39	<b>138</b>	128	<b>.977</b>
1943	558	713	5290	1309	153	33	<b>81</b>	480	470	.247	.313	.335	35	166	140	.973
1944	682	773	5306	1398	191	47	93	512	480	.263	.331	.370	38	179	128	.971
1945	668	700	5350	1439	175	35	<b>114</b>	501	457	.269	.336	<b>.379</b>	38	166	112	.973
1946	612	685	5191	1326	176	37	<b>121</b>	532	546	.255	.325	<b>.374</b>	46	159	121	.973
1947	<b>830</b>	761	5343	1446	220	48	<b>221</b>	494	568	.271	.335	<b>.454</b>	29	155	136	.974
1948	<b>780</b>	704	5277	1352	210	49	<b>164</b>	599	648	.256	.334	<b>.408</b>	51	156	134	.974
1949	736	693	5308	1383	203	52	147	613	523	.261	.340	.401	43	161	134	.973
1950	735	643	5238	1352	204	50	133	627	629	.258	.342	.392	42	137	181	.977
1951	781	<b>641</b>	5360	1396	201	53	179	671	624	.260	.347	.418	55	171	175	.972
1952	722	639	5229	1337	186	56	151	536	672	.256	.329	<b>.399</b>	30	158	<b>175</b>	.974
1953	768	747	5362	1452	195	45	176	499	608	.271	.336	.422	31	151	151	.975
1954	732	<b>550</b>	5245	1386	194	42	<b>186</b>	522	<b>561</b>	.264	.335	.424	30	154	172	.975
1955	702	673	5288	1377	173	34	169	497	<b>581</b>	.260	.328	.402	38	142	165	.976
1956	540	650	5190	1268	192	45	145	402	659	.244	.301	.382	<b>67</b>	144	143	.976
1957	643	701	5346	1349	171	54	157	447	<b>669</b>	.252	.313	.393	<b>64</b>	161	<b>180</b>	.974
1958	<b>727</b>	698	5318	1399	<b>250</b>	42	170	531	817	.263	.334	.422	64	152	156	.975
1959	705	613	5281	1377	239	35	167	473	875	.261	.324	.414	81	152	118	.974

YEAR	R	OR	AB	H	2B	3B	HR	BB	SO	AVG	OBP	SLG	SB	E	DP	FA
1960	671	631	5324	1357	220	<b>62</b>	130	467	846	.255	.319	.393	86	166	117	.972
1961	<b>773</b>	655	5233	1379	219	32	183	506	764	.264	.332	<b>.423</b>	79	133	126	.977
1962	<b>878</b>	690	5588	<b>1552</b>	235	32	<b>204</b>	523	822	<b>.278</b>	<b>.334</b>	<b>.441</b>	73	142	153	.977
1963	725	641	5579	1442	206	35	<b>197</b>	441	889	.258	.318	<b>.414</b>	55	156	113	.975
1964	656	587	5535	1360	185	38	<b>165</b>	<b>505</b>	900	.246	.313	.382	64	159	136	.975
1965	682	593	5495	1384	169	43	159	476	<b>844</b>	.252	.315	.385	47	148	124	.976
1966	675	626	5539	1373	195	31	181	414	860	.248	.304	.392	29	168	131	.974
1967	652	<b>551</b>	5524	1354	201	39	140	520	798	.245	.315	.372	22	134	149	.979
1968	599	529	5441	1301	162	33	108	<b>508</b>	904	.239	.310	.341	50	162	125	.975
1969	713	636	5474	1325	187	28	136	<b>711</b>	1054	.242	.336	.361	71	169	155	.974
1970	<b>831</b>	826	5578	1460	<b>257</b>	35	165	<b>729</b>	1005	.262	<b>.353</b>	.409	83	170	153	.973
1971	705	644	5461	1348	224	36	140	<b>654</b>	1042	.247	.331	.378	101	179	153	.972
1972	662	649	5245	1281	211	36	<b>150</b>	480	964	.244	.311	.384	123	156	121	.974
1973	739	702	5537	1452	212	<b>52</b>	161	590	913	.262	.337	.407	112	163	138	.974
1974	634	723	5482	1380	228	38	93	548	869	.252	.323	.358	107	175	153	.972
1975	659	671	5447	1412	235	45	84	604	775	.259	.336	.365	99	146	164	.976
1976	595	686	5452	1340	211	37	85	518	778	.246	.314	.345	88	186	153	.971
1977	673	711	5497	1392	227	41	134	568	842	.253	.326	.383	90	179	136	.972
1978	613	594	5364	1331	240	41	117	554	814	.248	.320	.374	87	146	118	.977
1979	672	751	5395	1328	192	36	125	580	925	.246	.322	.365	140	163	138	.974
1980	573	634	5368	1310	199	44	80	509	840	.244	.311	.342	100	159	124	.975
1981	427	414	3766	941	161	26	63	<b>386</b>	543	.250	.322	.357	89	102	102	.977
1982	673	687	5499	1393	213	30	133	<b>607</b>	915	.253	.329	.376	130	173	125	.973
1983	687	697	5369	1324	206	30	142	619	990	.247	.328	.375	140	171	109	.973
1984	682	807	5650	<b>1499</b>	229	26	112	528	980	.265	.330	.375	126	173	134	.973
1985	556	674	5420	1263	217	31	115	488	962	.233	.301	.348	99	148	134	.976
1986	698	618	5501	1394	269	29	114	536	1087	.253	.324	.375	148	143	149	.977
1987	783	<b>669</b>	5608	1458	274	32	205	511	1094	.260	.326	.430	126	129	<b>183</b>	.980
1988	670	626	5450	1353	227	44	113	550	1023	.248	.321	.368	121	129	145	.980
1989	699	600	5469	1365	241	52	141	508	1071	.250	.318	<b>.390</b>	87	114	135	<b>.982</b>
1990	719	710	5573	1459	221	35	152	488	973	.262	.325	.396	109	107	148	<b>.983</b>
1991	649	697	5463	1345	215	48	141	471	973	.246	.309	.381	95	109	<b>151</b>	.982
1992	574	647	5456	1330	220	36	105	435	1067	.244	.302	.355	112	113	<b>174</b>	.982
1993	808	636	5557	1534	269	33	168	516	930	<b>.276</b>	.340	<b>.427</b>	120	101	<b>169</b>	<b>.984</b>
1994	504	500	3869	963	159	32	123	364	719	.249	.318	<b>.402</b>	114	68	<b>113</b>	<b>.985</b>
1995	652	776	4971	1256	229	33	152	472	1060	.253	.323	.404	138	108	142	.980
1996	752	862	5533	1400	245	21	153	615	1189	.253	.331	.388	113	136	165	.978
1997	784	793	5485	1415	266	37	172	642	1120	.258	.337	.414	121	125	157	.980
1998	845	739	5628	1540	292	26	161	<b>678</b>	1040	.274	.353	.421	102	101	157	.984
1999	872	831	5563	1507	307	18	188	696	1028	.271	.356	.434	109	105	155	.983
2000	925	747	5519	1535	304	44	226	<b>709</b>	1032	.278	.362	.472	79	<b>93</b>	173	<b>.985</b>
2001	799	748	5612	1493	304	40	<b>235</b>	625	1090	.266	.342	.460	57	118	170	.981
2002	783	616	5497	1465	300	35	198	616	961	.267	.344	<b>.442</b>	74	90	166	.985
2003	755	638	5456	1440	281	29	180	593	980	.264	.338	.425	53	80	163	.987
2004	850	770	5546	1500	314	33	183	<b>705</b>	<b>874</b>	.270	<b>.357</b>	.438	43	101	153	.984
2005	649	745	5462	1427	299	26	128	431	<b>901</b>	.261	.319	.396	71	90	146	.985
2006	746	790	5472	1418	297	52	163	494	891	.259	.324	.422	58	91	132	.985
2007	683	720	5538	1407	267	37	131	532	907	.254	.322	.387	119	88	148	.986
2008	640	759	5543	1452	311	37	94	452	1044	.262	.321	.382	108	96	129	.983
2009	657	611	5493	1411	275	43	122	392	1158	.257	.309	.389	78	88	138	.985
2010	697	583	5488	1411	284	30	162	487	1099	.257	.321	.408	55	73	<b>110</b>	.988

**Bold figures indicate led league (fewest in league for opponent runs, strikeouts and errors)**

# Yearly Team Pitching Totals 1900-2010

YEAR	G	W-L	PCT	CG	SHO	SV	IP	H	HR	BB	SO	ERA
1900	141	<b>60-78</b>	.435	114	4	0	1207.1	1423	26	442	277	3.96
1901	141	52-85	.380	118	11	1	1232.0	1389	24	377	542	3.87
1902	139	<b>44-88</b>	.353	118	11	1	1226.1	1193	16	332	501	2.82
1903	142	84-55	.604	115	8	<b>8</b>	1262.2	1257	20	371	<b>628</b>	2.95
1904	158	<b>106-47</b>	<b>.693</b>	127	<b>21</b>	<b>15</b>	<b>1396.2</b>	1151	36	349	<b>707</b>	<b>2.17</b>
1905	155	<b>105-48</b>	<b>.686</b>	117	18	<b>15</b>	1370.0	1160	25	<b>364</b>	<b>760</b>	2.39
1906	153	96-56	.632	105	19	<b>18</b>	1334.1	1207	13	394	639	2.49
1907	155	82-71	.536	109	22	<b>13</b>	1371.0	1219	25	369	<b>655</b>	2.45
1908	157	98-56	.636	95	25	<b>18</b>	1411.0	1214	26	<b>288</b>	656	2.14
1909	158	92-61	.601	105	17	<b>15</b>	1440.2	1248	29	397	<b>695</b>	2.27
1910	155	91-63	.591	96	9	10	1391.2	1290	30	397	<b>717</b>	2.68
1911	154	<b>99-54</b>	<b>.647</b>	<b>95</b>	19	13	1368.0	1267	33	<b>369</b>	<b>771</b>	<b>2.69</b>
1912	154	<b>103-48</b>	<b>.682</b>	93	8	<b>15</b>	1369.2	1352	36	<b>338</b>	652	<b>2.58</b>
1913	156	<b>101-51</b>	<b>.664</b>	82	12	11	1422.0	<b>1276</b>	38	<b>315</b>	651	<b>2.42</b>
1914	156	84-70	.545	88	<b>20</b>	9	1390.2	1298	47	<b>367</b>	563	2.94
1915	155	<b>69-83</b>	.454	78	15	9	1385.0	1350	40	<b>325</b>	637	3.11
1916	155	86-66	.566	88	22	12	1397.1	1267	41	310	638	2.60
1917	158	<b>98-56</b>	<b>.636</b>	92	18	<b>14</b>	<b>1426.2</b>	1221	29	<b>327</b>	551	<b>2.27</b>
1918	124	71-53	.573	74	18	11	1111.2	<b>1002</b>	20	<b>228</b>	330	2.64
1919	140	87-53	.621	72	11	13	1256.0	1153	34	305	340	2.70
1920	155	86-68	.558	86	<b>18</b>	9	1408.2	1379	44	297	380	2.80
1921	153	<b>94-59</b>	<b>.614</b>	71	9	<b>18</b>	1372.1	1497	79	<b>295</b>	357	3.55
1922	156	<b>93-61</b>	<b>.604</b>	76	7	<b>15</b>	1396.1	<b>1454</b>	71	393	388	<b>3.45</b>
1923	153	<b>95-58</b>	<b>.621</b>	62	10	<b>18</b>	1378.0	1440	82	424	453	3.90
1924	154	<b>93-60</b>	<b>.608</b>	71	4	<b>21</b>	1378.2	1464	77	392	406	3.62
1925	152	86-66	.566	80	6	8	1354.0	1532	73	408	446	3.94
1926	151	74-77	.490	61	4	15	1341.2	<b>1370</b>	70	427	419	3.77
1927	155	92-62	.597	65	7	<b>16</b>	1381.2	1520	77	453	442	3.97
1928	155	93-61	.604	79	7	16	1394.0	1454	77	405	399	3.67
1929	152	84-67	.556	68	9	13	1372.0	1536	102	<b>387</b>	431	<b>3.97</b>
1930	154	87-67	.565	64	6	19	1363.1	1546	117	439	522	4.61
1931	153	87-65	.572	<b>90</b>	<b>17</b>	12	1360.2	<b>1341</b>	71	422	570	<b>3.30</b>
1932	154	72-82	.468	57	3	16	1375.1	1533	112	387	506	3.83
1933	156	<b>91-61</b>	<b>.599</b>	75	<b>23</b>	15	<b>1408.2</b>	<b>1280</b>	61	400	555	<b>2.71</b>
1934	153	93-60	.608	68	13	<b>30</b>	1370.0	<b>1384</b>	75	<b>351</b>	499	<b>3.19</b>
1935	156	91-62	.595	76	10	11	<b>1403.2</b>	1433	106	411	524	3.78
1936	154	<b>92-62</b>	<b>.597</b>	60	12	22	1385.2	1458	75	401	500	<b>3.46</b>
1937	152	<b>95-57</b>	<b>.625</b>	67	11	<b>17</b>	1361.0	<b>1341</b>	85	404	<b>653</b>	3.43
1938	152	83-67	.553	59	8	<b>18</b>	1349.0	1370	87	<b>389</b>	497	3.62
1939	151	77-74	.510	55	6	20	1319.0	1412	86	477	505	4.07
1940	152	72-80	.474	57	11	18	1360.1	1383	110	473	606	3.79
1941	156	74-79	.484	55	12	18	1391.2	1455	90	539	566	3.94
1942	154	85-67	.559	70	12	13	1370.0	1299	94	493	497	3.31
1943	156	<b>55-98</b>	.359	35	6	19	1394.2	1473	80	626	588	4.08
1944	155	67-87	.435	47	4	<b>21</b>	1363.2	1413	116	587	499	4.29
1945	154	78-74	.513	53	13	21	1374.2	1401	85	528	530	4.06
1946	154	<b>61-93</b>	.396	47	8	13	1353.1	1313	114	660	581	3.92
1947	155	81-73	.526	58	6	14	1363.2	1428	122	590	553	4.44
1948	155	78-76	.506	54	<b>15</b>	21	1373.0	1425	122	556	527	3.93
1949	156	73-81	.474	<b>68</b>	10	9	1374.1	1328	132	544	516	3.82
1950	154	86-68	.558	70	19	15	1375.0	<b>1268</b>	140	536	596	3.71
1951	157	<b>98-59</b>	<b>.624</b>	64	9	18	1412.2	<b>1334</b>	148	<b>482</b>	625	<b>3.48</b>
1952	154	92-62	.597	49	12	31	1371.0	1282	121	538	655	3.59
1953	155	70-84	.455	46	10	20	1365.2	1403	146	610	647	4.25
1954	154	97-57	<b>.630</b>	45	<b>19</b>	33	1390.0	<b>1258</b>	113	613	692	<b>3.09</b>
1955	154	80-74	.519	52	6	14	<b>1386.2</b>	1347	155	560	721	3.77
1956	154	67-87	.435	31	9	28	1378.0	1287	144	551	765	3.78
1957	154	69-85	.448	35	9	20	1398.2	1436	150	471	701	4.01
1958	154	80-74	.519	38	7	25	1389.1	1400	166	512	775	3.98
1959	154	83-71	.539	52	12	23	1376.1	<b>1279</b>	139	500	873	<b>3.47</b>

YEAR	G	W-L	PCT	CG	SHO	SV	IP	H	HR	BB	SO	ERA
1960	156	79-75	.513	55	<b>16</b>	26	1396.0	1288	107	512	897	3.44
1961	155	85-69	.552	39	9	30	1388.0	1306	152	502	924	3.77
1962	165	<b>103-62</b>	<b>.624</b>	<b>62</b>	10	39	1461.2	1399	148	503	886	3.79
1963	162	88-74	.543	46	9	30	1469.0	1380	126	464	954	3.35
1964	162	90-72	.556	48	17	30	1476.1	1348	118	480	1023	3.19
1965	163	95-67	.586	42	17	<b>42</b>	1465.1	1325	137	408	1060	3.20
1966	161	93-68	.578	<b>52</b>	14	27	<b>1476.2</b>	1370	140	359	973	3.24
1967	162	91-71	.562	<b>64</b>	17	25	<b>1474.1</b>	<b>1283</b>	113	453	990	<b>2.92</b>
1968	163	88-74	.543	<b>77</b>	20	16	1469.0	1302	86	<b>344</b>	942	2.71
1969	162	90-72	.556	<b>71</b>	15	17	<b>1473.2</b>	1381	120	461	906	3.26
1970	162	86-76	.531	50	7	30	1457.2	1514	156	604	931	4.50
1971	162	90-72	.556	45	14	30	1454.2	1324	128	471	831	3.32
1972	155	69-86	.445	44	8	23	1386.1	1309	130	507	771	3.69
1973	162	88-74	.543	33	8	<b>44</b>	1452.1	1442	145	485	787	3.79
1974	162	72-90	.444	27	11	25	1439.0	1409	116	559	756	3.78
1975	161	80-81	.497	37	9	24	1432.2	1406	92	612	856	3.74
1976	162	74-88	.457	27	<b>18</b>	31	1461.2	1464	<b>68</b>	518	746	3.53
1977	162	75-87	.463	27	10	33	1458.0	1501	114	529	854	3.75
1978	162	84-78	.519	42	<b>17</b>	29	1455.0	1377	84	453	840	3.30
1979	162	71-91	.438	25	6	34	1436.0	1484	143	577	880	4.16
1980	161	75-86	.466	27	10	35	1448.1	1446	92	492	811	3.46
1981	111	56-55	.505	8	9	<b>33</b>	<b>1009.1</b>	970	57	393	561	3.28
1982	162	87-75	.537	18	4	45	1465.1	1507	109	466	810	3.64
1983	162	79-83	.488	20	9	47	1445.2	1431	127	520	881	3.70
1984	162	<b>66-96</b>	.407	9	7	38	1461.0	1589	125	549	854	4.39
1985	162	62-100	.383	13	5	24	1448.0	1348	125	572	985	3.61
1986	162	83-79	.512	18	10	35	1460.1	1264	121	591	992	3.33
1987	162	90-72	.556	19	10	38	<b>1471.0</b>	1407	146	547	1038	<b>3.68</b>
1988	162	83-79	.512	25	13	42	1462.1	1323	99	422	875	3.39
1989	162	92-70	.568	12	16	47	1457.0	1320	120	471	802	3.30
1990	162	85-77	.525	14	6	45	1446.1	1477	131	553	788	4.08
1991	162	75-87	.463	10	10	45	1442.0	1397	143	544	905	4.03
1992	162	72-90	.444	9	12	30	1461.0	1385	128	502	927	3.61
1993	162	103-59	.636	4	9	50	1456.2	1385	168	442	982	3.61
1994	115	55-60	.478	2	4	33	1025.1	1014	122	372	655	3.99
1995	144	67-77	.465	12	5	34	1293.2	1368	173	505	801	4.86
1996	162	68-94	.420	9	8	35	1442.1	1520	194	570	997	4.71
1997	162	90-72	.556	5	9	45	1446.0	1494	160	578	1044	4.39
1998	163	89-74	.546	6	6	44	1477.0	1457	171	562	1089	4.18
1999	162	86-76	.531	6	3	42	1456.1	1486	194	655	1076	4.71
2000	162	<b>97-65</b>	<b>.599</b>	9	<b>15</b>	47	1444.1	1452	<b>151</b>	623	1076	4.21
2001	162	90-72	.556	3	8	47	<b>1463.1</b>	1437	<b>145</b>	579	1080	4.18
2002	162	95-66	.590	10	13	43	1437.1	1349	<b>116</b>	523	992	3.54
2003	161	100-61	.621	7	10	43	1437.1	1349	136	546	1006	3.73
2004	162	91-71	.562	8	8	46	1457.0	1481	161	548	1020	4.29
2005	162	75-87	.463	4	8	46	1444.1	1456	151	592	972	4.33
2006	161	76-85	.472	7	9	37	1429.2	1422	153	584	992	4.63
2007	162	71-91	.438	5	10	37	1453.2	1442	133	593	1057	4.19
2008	162	72-90	.444	4	12	41	1442.0	1416	147	652	1240	4.38
2009	162	88-74	.543	11	18	41	1446.0	1268	140	584	1302	3.55
2010	162	92-70	.568	6	17	<b>57</b>	<b>1461.0</b>	1279	134	578	<b>1331</b>	<b>3.36</b>

**Bold denotes led league (fewest in league for hits allowed, home runs allowed and walks allowed)**

# Giants Month-By-Month Breakdown 1900-2010

Year	March	April	May	June	July	Aug.	Sept.	Oct.	Total
1900	—	3-5	8-15	8-13	11-12	10-14	14-14	5-4	60-78
1901	—	2-3	13-6	15-9	7-20	8-20	10-22	0-2	52-85
1902	—	7-5	8-16	5-17	7-10	12-14	8-15	1-4	48-88
1903	—	8-3	17-8	12-10	11-16	21-9	15-9	0-0	84-55
1904	—	9-2	16-9	19-5	18-8	22-8	20-11	2-4	106-47
1905	—	8-3	22-6	17-10	20-6	16-8	19-8	3-5	105-48
1906	—	12-3	14-12	16-8	16-9	16-9	19-11	3-2	96-56
1907	—	11-3	17-7	8-11	18-13	15-14	13-18	0-5	82-71
1908	—	8-6	11-10	18-11	21-10	11-8	24-8	5-2	98-56
1909	—	4-6	13-11	16-6	18-12	18-11	17-11	3-4	92-61
1910	—	9-3	14-11	13-8	15-14	16-12	19-11	5-4	91-63
1911	—	8-5	17-9	17-10	14-12	18-8	18-6	7-4	99-54
1912	—	8-3	20-4	22-4	17-13	15-12	19-9	2-3	103-48
1913	—	8-5	13-11	20-7	25-6	19-9	12-11	4-2	101-51
1914	—	5-4	17-7	15-12	16-13	11-14	17-18	4-2	84-70
1915	—	3-10	11-10	12-11	18-15	12-15	12-18	1-4	69-83
1916	—	1-8	10-6	9-15	15-14	11-15	29-5	1-3	86-66
1917	—	8-4	13-7	17-11	20-8	19-12	18-13	3-1	98-56
1918	—	10-1	16-11	15-8	16-17	13-15	1-1	—	71-53
1919	—	2-2	22-6	12-11	17-5	20-18	17-11	—	87-53
1920	—	3-7	12-14	15-24	17-10	20-11	18-11	1-1	86-68
1921	—	7-6	20-8	13-12	20-11	18-13	15-9	1-0	94-59
1922	—	12-3	14-12	17-9	15-14	16-10	16-10	—	93-61
1923	—	10-4	20-7	15-10	18-13	17-13	15-9	0-2	95-58
1924	—	10-2	18-13	17-8	16-11	14-16	18-12	—	93-62
1925	—	9-4	18-8	13-14	16-19	15-18	13-7	0-2	93-60
1926	—	9-6	11-16	12-15	14-14	12-15	16-11	—	86-66
1927	—	11-4	11-13	10-18	20-13	16-4	22-10	2-0	74-77
1928	—	7-4	16-11	15-12	14-13	16-13	25-8	—	92-62
1929	—	4-4	14-11	20-12	18-17	12-14	14-8	2-1	93-61
1930	—	7-4	10-18	16-10	21-12	16-11	17-12	—	84-67
1931	—	10-5	14-9	15-14	13-16	22-11	13-12	—	87-67
1932	—	5-8	12-14	13-13	15-20	14-17	13-12	—	72-82
1933	—	8-4	12-12	19-9	17-12	16-11	17-13	—	91-61
1934	—	8-3	18-13	17-9	19-11	19-10	13-14	—	93-60
1935	—	7-3	19-6	18-9	16-15	16-14	16-15	—	91-62
1936	—	8-5	17-12	12-14	16-14	24-3	15-14	—	92-62
1937	—	5-2	18-13	15-10	16-13	17-8	22-9	2-1	95-57
1938	—	10-1	15-8	15-13	14-14	13-17	14-12	2-0	83-67
1939	—	3-6	14-15	18-8	9-18	15-12	17-16	—	77-74
1940	—	4-4	15-8	17-10	12-17	12-19	10-22	—	72-80
1941	—	8-6	12-11	17-13	8-15	15-21	14-13	—	74-79
1942	—	8-8	15-15	14-12	15-12	19-11	14-9	—	85-67
1943	—	2-4	13-17	10-18	11-17	8-22	11-17	0-3	55-98
1944	—	7-3	11-17	15-11	14-19	11-17	8-19	1-1	67-87
1945	—	8-4	18-7	10-19	14-17	17-10	11-17	—	78-74
1946	—	5-7	12-14	11-18	16-15	10-18	8-18	—	61-93
1947	—	4-7	17-7	13-13	15-15	15-20	17-11	—	81-73
1948	—	7-4	13-10	12-16	18-13	10-17	17-14	1-2	78-76
1949	—	6-5	17-13	11-16	13-12	14-16	12-15	0-2	73-81
1950	—	1-6	11-14	19-11	14-16	20-10	20-11	1-0	86-68
1951	—	3-12	18-9	17-11	17-12	20-5	20-5	2-1	98-59
1952	—	7-4	20-6	17-12	14-12	16-16	18-12	—	92-62
1953	—	5-9	14-10	15-14	18-10	10-25	8-16	—	70-84
1954	—	8-6	15-13	24-4	18-14	17-10	15-10	—	97-57
1955	—	6-8	18-13	10-17	20-12	14-13	12-11	—	80-74
1956	—	5-6	9-15	12-17	7-20	17-16	17-13	—	67-87

Year	March	April	May	June	July	Aug.	Sept.	Oct.	Total
1957	—	6-6	11-17	18-13	8-21	19-13	7-15	—	69-85
1958	—	9-5	18-12	10-16	17-11	14-17	12-13	—	80-74
1959	—	9-7	17-12	17-14	14-12	16-12	10-14	—	83-71
1960	—	10-5	16-11	11-16	13-11	12-19	15-13	2-0	79-75
1961	—	10-6	16-10	15-15	13-15	15-11	15-11	1-1	85-69
1962	—	15-5	20-10	16-13	16-11	18-10	16-12	2-1	103-62
1963	—	11-9	19-9	13-15	16-14	14-14	14-13	—	88-74
1964	—	8-3	18-14	19-11	14-16	14-15	15-11	2-2	90-72
1965	—	7-9	19-11	14-13	15-10	17-14	21-9	2-1	95-67
1966	—	11-7	19-9	18-12	13-16	17-11	12-13	3-0	93-68
1967	—	7-9	17-10	16-16	14-15	16-14	20-7	1-0	91-71
1968	—	10-7	16-14	14-16	12-15	21-10	15-12	—	88-74
1969	—	15-6	9-16	15-14	18-11	17-12	16-13	—	90-72
1970	—	10-12	14-14	12-12	13-14	20-11	17-13	—	86-76
1971	—	18-5	19-9	13-15	15-14	14-13	11-16	—	90-72
1972	—	6-10	9-21	13-15	16-8	12-16	13-13	3-0	69-86
1973	—	18-6	14-14	13-14	15-12	13-13	15-15	—	88-74
1974	—	11-12	16-13	7-20	14-13	12-15	11-16	1-1	72-90
1975	—	10-11	13-11	14-17	15-14	15-15	13-13	—	80-81
1976	—	7-10	11-20	13-17	15-11	10-18	18-10	0-2	74-88
1977	—	8-11	13-16	14-16	12-15	15-14	12-14	1-1	75-87
1978	—	10-10	20-6	17-13	16-14	14-13	12-16	0-1	89-73
1979	—	9-14	16-12	13-13	14-16	8-18	11-18	2-3	71-91
1980	—	6-14	13-13	15-13	16-11	16-13	7-19	—	75-86
1981	—	9-12	16-13	2-7	—	12-8	16-13	1-2	56-55
1982	—	9-11	12-18	14-13	14-12	17-12	20-7	1-2	87-75
1983	—	7-14	19-7	12-16	13-16	12-17	14-13	2-0	79-83
1984	—	7-16	9-13	14-16	10-17	16-16	10-18	—	66-96
1985	—	7-12	10-16	10-20	13-14	11-14	9-20	2-4	62-100
1986	—	13-8	12-15	16-12	12-14	12-16	16-11	2-3	83-79
1987	—	16-7	11-15	11-16	14-13	18-11	18-8	2-2	90-72
1988	—	11-12	14-14	14-11	17-11	14-15	12-15	1-1	83-79
1989	—	12-12	17-10	18-10	14-12	14-14	17-11	0-1	92-70
1990	—	8-12	11-17	19-8	17-10	12-17	17-11	2-3	85-77
1991	—	8-12	8-20	17-10	15-9	14-16	10-18	3-2	75-87
1992	—	12-10	15-11	7-19	16-12	9-19	11-17	2-2	72-90
1993	—	15-9	18-9	18-8	19-9	15-11	16-12	2-1	103-59
1994	—	12-11	13-16	8-19	19-8	3-6	—	—	55-60
1995	—	2-3	16-13	12-14	9-18	15-14	13-14	0-1	67-77
1996	—	14-12	12-14	10-17	10-17	12-15	10-19	—	68-94
1997	—	17-7	14-14	16-13	12-15	16-13	15-10	—	90-72
1998	1-0	13-13	19-11	15-12	10-15	16-13	15-9	—	89-74
1999	—	16-8	11-16	16-11	13-13	15-13	13-14	2-1	86-76
2000	—	10-13	15-12	13-13	19-8	19-10	20-9	1-0	97-65
2001	—	12-12	14-15	17-10	15-12	16-12	12-9	4-2	90-72
2002	—	15-11	15-12	15-12	14-13	18-10	18-8	—	95-66
2003	1-0	18-7	15-13	15-12	19-8	14-13	18-8	—	100-61
2004	—	10-14	16-10	18-10	13-15	16-12	16-8	2-1	91-71
2005	—	12-11	11-16	10-17	12-15	14-14	15-13	1-1	75-87
2006	—	13-11	14-15	13-12	11-16	15-13	10-16	0-1	76-85
2007	—	13-11	12-16	9-18	12-13	16-15	9-18	—	71-91
2008	0-1	13-15	10-17	13-14	8-16	15-14	13-13	—	72-90
2009	—	10-10	15-14	17-10	14-13	16-12	13-14	3-1	88-74
2010	—	13-9	14-14	13-14	20-8	13-15	18-8	1-2	92-70

# Giants Yearly Batting Leaders 1900-2010

Year	Average	Runs	Hits	Stolen Bases
1900	Selbach (.337)	Selbach (98)	Van Haltren (180)	<b>Van Haltren (45)</b>
1901	Van Haltren (.335)	Selbach (89)	Van Haltren (186)	Strang (40)
1902	McGann (.300)	Smith (46)	Smith (129)	Smith (32)
1903	Bresnahan (.350)	Browne (105)	Browne (185)	Mertes (45)
1904	McGann (.286)	<b>Browne (99)</b>	Browne (169)	Dahlen, Mertes (47)
1905	Donlin (.356)	<b>Donlin (124)</b>	Donlin (216)	<b>Devlin (59)</b>
1906	Seymour (.320)	Devlin (76)	Devlin (149)	Devlin (54)
1907	McGann (.298)	<b>Shannon (104)</b>	Shannon (155)	Devlin (38)
1908	Donlin (.334)	<b>Tenney (101)</b>	Donlin (198)	Donlin (30)
1909	Doyle (.302)	Doyle (86)	<b>Doyle (172)</b>	Murray (48)
1910	Snodgrass (.321)	Doyle (97)	Doyle (164)	Murray (57)
1911	Meyers (.332)	Doyle (102)	Doyle (163)	Devore (61)
1912	Meyers (.358)	Doyle (98)	Doyle (184)	Snodgrass (43)
1913	Meyers (.312)	Burns (81)	Burns (173)	Burns (40)
1914	Burns (.303)	<b>Burns (100)</b>	Burns (170)	<b>Burns (62)</b>
1915	<b>Doyle (.320)</b>	Doyle (86)	<b>Doyle (189)</b>	Burns (27)
1916	Robertson (.307)	<b>Burns (105)</b>	Robertson (180)	Kauff (40)
1917	Kauff (.308)	<b>Burns (103)</b>	Burns (180)	Burns (40)
1918	Youngs (.302)	Burns (80)	Youngs (143)	Burns (40)
1919	Youngs (.311)	<b>Burns (86)</b>	Burns (162)	<b>Burns (40)</b>
1920	Youngs (.351)	<b>Burns (115)</b>	Youngs (204)	Frisch (34)
1921	Frisch (.341)	Bancroft, Frisch (121)	Frisch (211)	<b>Frisch (49)</b>
1922	Snyder (.343)	Bancroft (117)	Bancroft (209)	Frisch (31)
1923	Frisch (.348)	<b>Youngs (121)</b>	<b>Frisch (223)</b>	Frisch (29)
1924	Youngs (.356)	<b>Frisch (121)</b>	Frisch (198)	Frisch (22)
1925	Frisch (.331)	Frisch (89)	Kelly (181)	Frisch (21)
1926	Jackson (.327)	Lindstrom (90)	Frisch (171)	Frisch (23)
1927	Hornsby (.361)	<b>Hornsby (131)</b>	Hornsby (205)	Roush (18)
1928	Lindstrom (.358)	Terry (100)	<b>Lindstrom (231)</b>	Lindstrom (15)
1929	Terry (.372)	Ott (138)	Terry (226)	4 with (10)
1930	<b>Terry (.401)</b>	Terry (139)	<b>Terry (254)</b>	Lindstrom (15)
1931	Terry (.349)	<b>Terry (121)</b>	Terry (213)	Jackson, Fullis (13)
1932	Terry (.350)	Terry (124)	Terry (225)	Ott, Lindstrom (6)
1933	Terry (.322)	Ott (98)	Ott (164)	Ott (10)
1934	Terry (.354)	Ott (119)	Terry (213)	Moore (5)
1935	Terry (.341)	Ott (113)	Terry, Leiber (203)	Terry (7)
1936	Ott (.328)	Ott (120)	Moore (205)	Whitehead (14)
1937	Ripple (.317)	Ott (99)	Moore (180)	3 with (7)
1938	Ott (.311)	<b>Ott (116)</b>	Ott (164)	Myatt (10)
1939	Bonura (.321)	Ott (85)	Demaree (170)	Moore (5)
1940	Demaree (.302)	Ott (89)	Whitehead (160)	Whitehead (9)
1941	Bartell (.303)	Rucker (95)	Rucker (179)	Rucker (8)
1942	Mize (.305)	<b>Ott (118)</b>	Mize (165)	Werber (9)
1943	Witek (.314)	Witek (68)	Witek (195)	Ott (7)
1944	Medwick (.337)	Ott (91)	Medwick (165)	Kerr (14)
1945	Ott (.308)	Hausmann (98)	Hausmann (174)	Hausmann, Rucker (7)
1946	Mize (.337)	Mize (70)	Marshall (144)	Blattner (12)
1947	Cooper (.305)	<b>Mize (137)</b>	Mize (177)	Rigney (7)
1948	Gordon (.299)	Lockman (117)	Lockman (167)	Kerr (9)
1949	Thomson (.309)	Thomson (99)	Thomson (198)	Lockman (12)
1950	Stanky (.300)	Stanky (115)	Dark (164)	Stanky, Dark (9)
1951	Irvin (.312)	Dark (114)	Dark (196)	Dark, Irvin (12)
1952	Dark (.301)	Lockman (99)	Dark (177)	Dark (6)
1953	Mueller (.333)	Dark (126)	Dark (194)	Dark (7)
1954	<b>Mays (.345)</b>	Mays (119)	<b>Mueller (212)</b>	Mays (8)
1955	Mays (.319)	<b>Mays (123)</b>	Mays, Mueller (185)	Mays (24)
1956	Brandt (.299)	Mays (101)	Mays (171)	<b>Mays (40)</b>
1957	Mays (.333)	Mays (112)	Mays (195)	<b>Mays (38)</b>

Year	Average	Runs	Hits	Stolen Bases
1958	Mays (.347)	<b>Mays (121)</b>	Mays (208)	<b>Mays (31)</b>
1959	Cepeda (.317)	Mays (125)	Cepeda (192)	<b>Mays (27)</b>
1960	Mays (.319)	Mays (107)	<b>Mays (199)</b>	Mays (25)
1961	Cepeda (.311)	<b>Mays (129)</b>	Cepeda (182)	Mays (18)
1962	F. Alou (.316)	Mays (130)	Cepeda (191)	Mays (18)
1963	Cepeda (.316)	Mays (115)	Mays (187)	F. Alou (11)
1964	Cepeda (.304)	Mays (121)	Mays (171)	Mays (19)
1965	Mays (.317)	Mays (118)	Mays, Hart (177)	M. Alou (10)
1966	McCovey (.295)	Mays (99)	Hart (165)	Fuentes (6)
1967	J. Alou (.292)	Hart (98)	Hart (167)	Mays (6)
1968	McCovey (.293)	Mays (84)	McCovey (153)	Bo. Bonds (16)
1969	McCovey (.320)	<b>Bo. Bonds (102)</b>	Bo. Bonds (161)	Bo. Bonds (45)
1970	Bo. Bonds (.302)	Bo. Bonds (134)	Bo. Bonds (200)	Bo. Bonds (48)
1971	Bo. Bonds (.288)	Bo. Bonds (110)	Bo. Bonds (178)	Bo. Bonds (26)
1972	Speier (.269)	Bo. Bonds (118)	Bo. Bonds (162)	Bo. Bonds (44)
1973	Maddox (.319)	<b>Bo. Bonds (131)</b>	Maddox (187)	Bo. Bonds (43)
1974	Mathews (.287)	Mathews (87)	Mathews (161)	Bo. Bonds (41)
1975	Joshua (.318)	Thomas (99)	Joshua (161)	Thomas (28)
1976	Mathews (.279)	Mathews (79)	Mathews (164)	3 with (12)
1977	Madlock (.302)	Thomas (75)	Madlock (161)	Thomasson (18)
1978	Madlock (.309)	J. Clark (90)	J. Clark (181)	Madlock (16)
1979	J. Clark (.273)	North (87)	J. Clark (144)	North (58)
1980	J. Clark (.284)	J. Clark (77)	Evans (147)	North (45)
1981	May (.310)	J. Clark (60)	Herndon (105)	North (26)
1982	Morgan (.289)	J. Clark (90)	Davis (167)	Morgan, Davis (24)
1983	Leonard (.279)	Evans (94)	Evans (154)	LeMaster (39)
1984	C. Davis (.315)	C. Davis (87)	C. Davis (157)	Gladden (31)
1985	C. Davis (.270)	Gladden (64)	C. Davis (130)	Gladden (32)
1986	C. Davis (.278)	Thompson (73)	Thompson (149)	Gladden (27)
1987	W. Clark (.308)	W. Clark (89)	W. Clark (163)	3 with (16)
1988	Butler (.287)	<b>Butler (109)</b>	Butler (163)	Butler (43)
1989	W. Clark (.333)	W. Clark (104)	W. Clark (194)	Butler (31)
1990	Butler (.309)	Butler (108)	<b>Butler (192)</b>	Butler (51)
1991	McGee (.312)	W. Clark (84)	W. Clark (170)	Felder (21)
1992	W. Clark (.300)	W. Clark (69)	W. Clark (154)	Lewis (28)
1993	Ba. Bonds (.336)	Ba. Bonds (129)	Ba. Bonds (181)	Lewis (46)
1994	Ba. Bonds (.312)	Ba. Bonds (89)	Ba. Bonds (122)	Lewis (30)
1995	Ba. Bonds (.294)	Ba. Bonds (109)	Ba. Bonds (149)	Ba. Bonds (31)
1996	Ba. Bonds (.308)	Ba. Bonds (122)	Ba. Bonds (129)	Ba. Bonds (40)
1997	Mueller (.292)	Ba. Bonds (123)	Ba. Bonds (155)	Ba. Bonds (37)
1998	Ba. Bonds (.303)	Ba. Bonds (120)	Ba. Bonds (167)	Ba. Bonds (28)
1999	Mayne (.301)	Benard (100)	Benard (163)	Benard (27)
2000	Kent (.334)	Ba. Bonds (129)	Kent (196)	Benard (22)
2001	Ba. Bonds (.328)	Ba. Bonds (129)	<b>Aurilia (206)</b>	Ba. Bonds (13)
2002	<b>Ba. Bonds (.370)</b>	Ba. Bonds (117)	Kent (195)	Goodwin (16)
2003	Ba. Bonds (.341)	Ba. Bonds (111)	Grissom (176)	Grissom (11)
2004	<b>Ba. Bonds (.362)</b>	Ba. Bonds (129)	Grissom (157)	Durham (10)
2005	Mo. Alou (.321)	Feliz (69)	Vizquel (154)	Vizquel (22)
2006	Mo. Alou (.301)	Vizquel (88)	Vizquel (171)	Vizquel (24)
2007	Winn (.300)	Ba. Bonds (75)	Winn (178)	Roberts (31)
2008	Winn (.306)	Winn (84)	Winn (183)	Winn (25)
2009	Sandoval (.330)	Sandoval (79)	Sandoval (189)	Winn (16)
2010	Huff (.290)	Huff (100)	Huff (165)	Torres (26)

**Bold denotes league leader**

Year	Doubles	Triples	Home Runs	RBI
1900	Van Haltren (30)	Hickman (17)	Hickman (9)	Hickman (91)
1901	Selbach (29)	4 with (6)	Davis (7)	Ganzel (66)
1902	Lauder (20)	McGann (7)	Brodie (3)	Lauder (44)
1903	<b>Mertes (32)</b>	Mertes (14)	Mertes (7)	<b>Mertes (104)</b>
1904	Mertes (28)	Mertes (11)	McGann (6)	<b>Dahlen (80)</b>
1905	Donlin (31)	Mertes (17)	Dahlen, Donlin (8)	Mertes (108)
1906	Devlin (23)	McGann, Devlin (8)	Seymour, Strang (4)	Devlin (65)
1907	Seymour (25)	Browne (10)	Browne (5)	Seymour (75)
1908	Donlin (26)	Donlin (13)	Donlin (6)	Donlin (106)
1909	Doyle (27)	Murray (12)	<b>Murray (7)</b>	Murray (91)
1910	Merkle (35)	Merkle, Doyle (14)	Doyle (8)	Murray (87)
1911	Murray, Snodgrass (27)	<b>Doyle (25)</b>	Doyle (13)	Devore (61)
1912	Doyle (33)	Murray (20)	Merkle (11)	Murray (92)
1913	Burns (37)	Merkle, Shafer (12)	Doyle, Shafer (5)	Doyle (73)
1914	Burns (35)	Burns (10)	Merkle (7)	Fletcher (79)
1915	<b>Doyle (40)</b>	Burns (14)	Merkle, Doyle (4)	Fletcher (74)
1916	Doyle, Burns (24)	Kauff (15)	<b>Robertson (14)</b>	Kauff (74)
1917	Burns (25)	Burns (13)	<b>Robertson (12)</b>	<b>Zimmerman (102)</b>
1918	Burns (22)	Zimmerman (10)	Burns (4)	Zimmerman (56)
1919	<b>Youngs (31)</b>	Doyle (10)	Kauff (10)	Kauff (67)
1920	Burns (35)	Youngs (14)	Kelly (11)	<b>Kelly (94)</b>
1921	Kelly (42)	Frisch (17)	<b>Kelly (23)</b>	Kelly (122)
1922	Bancroft (41)	Meusel (17)	Kelly (17)	Meusel (132)
1923	Bancroft, Youngs (33)	Meusel (14)	Meusel (19)	<b>Meusel (125)</b>
1924	Kelly (37)	Frisch (15)	Kelly (21)	<b>Kelly (136)</b>
1925	Meusel (35)	Lindstrom (12)	Meusel (21)	Meusel (111)
1926	Frisch (29)	Meusel (10)	Kelly (13)	Kelly (80)
1927	Lindstrom (36)	Terry (13)	Hornsby (26)	Hornsby (125)
1928	Lindstrom (39)	Terry (11)	Ott (18)	Lindstrom (107)
1929	Terry (39)	Jackson (12)	Ott (42)	Ott (151)
1930	Terry, Lindstrom (39)	Terry (15)	Ott (25)	Terry (129)
1931	Terry (43)	<b>Terry (20)</b>	Ott (29)	Ott (115)
1932	Terry (42)	Terry (11)	Ott (38)	Ott (123)
1933	Ott (36)	Vergez (6)	Ott (23)	Ott (103)
1934	Moore (37)	Ott (10)	<b>Ott (35)</b>	<b>Ott (135)</b>
1935	Leiber (37)	Jackson (12)	Ott (31)	Ott (114)
1936	Whitehead, Bartell (31)	Moore (9)	<b>Ott (33)</b>	Ott (135)
1937	Bartell (38)	Moore (10)	<b>Ott (31)</b>	Ott (95)
1938	Bartell, Danning (26)	Ott, Moore (6)	<b>Ott (36)</b>	Ott (116)
1939	Danning (28)	Jurges (11)	Ott (27)	Bonura (85)
1940	Danning (34)	Whitehead, Demaree (6)	Ott (19)	Young (101)
1941	Rucker (38)	Rucker (9)	Ott (27)	Young (104)
1942	Mize (25)	Mize, Barna (7)	<b>Ott (30)</b>	<b>Mize (110)</b>
1943	Medwick (20)	Gordon (11)	Ott (18)	Gordon (63)
1944	Kerr (31)	Weintraub (9)	Ott (26)	Medwick (85)
1945	Ott (23)	Rucker (11)	Ott (21)	Ott (79)
1946	Kerr (20)	Blattner (6)	Mize (22)	Mize (70)
1947	Mize, Thomson (26)	Gordon, Cooper (8)	<b>Mize (51)</b>	<b>Mize (138)</b>
1948	Mize, Gordon (26)	Lockman (10)	<b>Mize (40)</b>	Mize (125)
1949	Thomson (35)	Thomson (9)	Thomson (27)	Thomson (109)
1950	Dark (36)	Thomson (7)	Thomson (25)	Thompson (91)
1951	<b>Dark (41)</b>	Irvin (11)	Irvin (24)	<b>Irvin (121)</b>
1952	Dark, Thomson (29)	<b>Thomson (14)</b>	Thomson (24)	Thomson (108)
1953	Dark (41)	Thompson (8)	Thomson (26)	Thomson (106)
1954	Mueller (35)	<b>Mays (13)</b>	Mays (41)	Mays (110)
1955	Mueller (21)	Mays (13)	<b>Mays (51)</b>	Mays (127)
1956	Mays (27)	Mays, Brandt (8)	Mays (36)	Mays (84)
1957	Spencer (31)	<b>Mays (20)</b>	Mays (35)	Mays (97)
1958	<b>Cepeda (38)</b>	Mays (11)	Mays (29)	Mays, Cepeda (96)
1959	Mays (43)	Mays, McCovey (5)	Mays (34)	Cepeda (105)

Year	Doubles	Triples	Home Runs	RBI
1960	Mays (36)	Mays (12)	Mays (29)	Mays (103)
1961	Mays (32)	3 with (4)	<b>Cepeda (46)</b>	<b>Cepeda (142)</b>
1962	Mays (36)	Pagan (6)	<b>Mays (49)</b>	Mays (141)
1963	Cepeda (33)	F. Alou (9)	<b>McCovey (44)</b>	Mays (103)
1964	Cepeda (27)	Mays (9)	<b>Mays (47)</b>	Mays (111)
1965	Mays (21)	Lanier (9)	<b>Mays (52)</b>	Mays (112)
1966	Mays (29)	McCovey (6)	Mays (37)	Mays (103)
1967	Hart (26)	Hart (7)	McCovey (31)	Hart (99)
1968	Mays (20)	Bo. Bonds, Mays (5)	<b>McCovey (36)</b>	<b>McCovey (105)</b>
1969	McCovey (26)	Bo. Bonds (6)	<b>McCovey (45)</b>	<b>McCovey (126)</b>
1970	McCovey (39)	Bo. Bonds (10)	McCovey (39)	McCovey (126)
1971	Bo. Bonds (32)	3 with (6)	Bo. Bonds (33)	Bo. Bonds (102)
1972	Fuentes (33)	Maddox (7)	Kingman (29)	Kingman (83)
1973	Bo. Bonds (34)	Maddox, Mathews (10)	Bo. Bonds (39)	Bo. Bonds (96)
1974	Maddox (31)	Bo. Bonds (8)	Bo. Bonds (21)	Mathews (82)
1975	Speier (30)	Joshua (10)	Mathews (12)	Murcer (91)
1976	Mathews (28)	Thomasson (5)	Murcer (23)	Murcer (90)
1977	Madlock (28)	Thomas (10)	McCovey (28)	McCovey (86)
1978	J. Clark (46)	Herndon (9)	J. Clark (25)	J. Clark (98)
1979	J. Clark (25)	Metzger (8)	Ivie (27)	Ivie (89)
1980	Evans (23)	Herndon (11)	J. Clark (22)	J. Clark (82)
1981	Cabell (20)	Herndon (8)	J. Clark (17)	J. Clark (53)
1982	J. Clark (30)	C. Davis (6)	J. Clark (27)	J. Clark (103)
1983	Evans (29)	Leonard (7)	Evans (30)	Leonard (87)
1984	Brenly (28)	C. Davis (6)	C. Davis, Leonard (21)	Leonard (86)
1985	C. Davis (25)	Gladden (8)	Brenly (19)	Leonard (62)
1986	Maldonado (31)	7 with (3)	Maldonado (18)	Maldonado (85)
1987	W. Clark, Leonard (29)	3 with (5)	W. Clark (35)	W. Clark (91)
1988	W. Clark (31)	Butler (9)	W. Clark (29)	<b>W. Clark (109)</b>
1989	W. Clark (38)	<b>Thompson (11)</b>	<b>Mitchell (47)</b>	<b>Mitchell (127)</b>
1990	M. Williams (27)	Butler (9)	Mitchell (35)	<b>M. Williams (122)</b>
1991	W. Clark (32)	W. Clark (7)	M. Williams (34)	W. Clark (116)
1992	W. Clark (40)	M. Williams, Manwaring (5)	M. Williams (20)	W. Clark (73)
1993	Ba. Bonds (38)	Lewis (7)	<b>Ba. Bonds (46)</b>	<b>Ba. Bonds (123)</b>
1994	Ba. Bonds (18)	Lewis (9)	<b>M. Williams (43)</b>	M. Williams (96)
1995	Ba. Bonds (30)	Ba. Bonds (7)	Ba. Bonds (33)	Ba. Bonds (104)
1996	Ba. Bonds (27)	Benard (4)	Ba. Bonds (42)	Ba. Bonds (129)
1997	Kent (38)	Vizcaino (7)	Ba. Bonds (40)	Kent (121)
1998	Ba. Bonds (44)	Ba. Bonds (7)	Ba. Bonds (37)	Kent (128)
1999	Kent (40)	Benard (5)	Ba. Bonds (34)	Kent (101)
2000	Kent (41)	Kent (7)	Ba. Bonds (49)	Kent (125)
2001	Kent (49)	Kent (6)	<b>Ba. Bonds (73)</b>	Ba. Bonds (137)
2002	Kent (42)	R. Sanders (6)	Ba. Bonds (46)	Ba. Bonds (110)
2003	Grisso (33)	Durham (5)	Ba. Bonds (45)	Ba. Bonds (90)
2004	Feliz (33)	Durham (8)	Ba. Bonds (45)	Ba. Bonds (101)
2005	Matheny (34)	Winn (5)	Feliz (20)	Feliz (81)
2006	Feliz (35)	Finley (12)	Ba. Bonds, Durham (26)	Feliz (98)
2007	Winn (42)	Roberts (9)	Ba. Bonds (28)	Molina (81)
2008	Winn (38)	Lewis (11)	Molina (16)	Molina (95)
2009	Sandoval (44)	Torres (8)	Sandoval (25)	Sandoval (90)
2010	Torres (43)	Torres (8)	Huff (26)	Huff (86)

**Bold denotes league leader**

# Giants Yearly Pitching Leaders 1900-2010

Year	Wins	ERA	Innings	Strikeouts
1900	Carrick (19)	Carrick, Hawley (3.53)	Carrick (342)	Hawley (80)
1901	Mathewson (20)	Mathewson (2.41)	Taylor (353)	Mathewson (221)
1902	Mathewson (14)	McGinnity (2.06)	Mathewson (277)	Mathewson (159)
1903	<b>McGinnity (31)</b>	Mathewson (2.26)	<b>McGinnity (434)</b>	<b>Mathewson (267)</b>
1904	<b>McGinnity (35)</b>	<b>McGinnity (1.61)</b>	<b>McGinnity (408)</b>	<b>Mathewson (212)</b>
1905	<b>Mathewson (32)</b>	<b>Mathewson (1.27)</b>	Mathewson (339)	<b>Mathewson (206)</b>
1906	<b>McGinnity (27)</b>	Taylor (2.20)	<b>McGinnity (340)</b>	Ames (156)
1907	<b>Mathewson (24)</b>	Mathewson (2.00)	Mathewson (315)	<b>Mathewson (178)</b>
1908	<b>Mathewson (37)</b>	<b>Mathewson (1.43)</b>	<b>Mathewson (391)</b>	<b>Mathewson (259)</b>
1909	Mathewson (25)	<b>Mathewson (1.14)</b>	Mathewson (275)	Mathewson (149)
1910	<b>Mathewson (27)</b>	Mathewson (1.90)	Mathewson (318)	Mathewson (184)
1911	Mathewson (26)	<b>Mathewson (1.99)</b>	Mathewson (307)	<b>Marquard (237)</b>
1912	<b>Marquard (26)</b>	<b>Tesreau (1.96)</b>	<b>Mathewson (310)</b>	Marquard (175)
1913	Mathewson (25)	<b>Mathewson (2.06)</b>	Mathewson (306)	Tesreau (167)
1914	Tesreau (26)	Tesreau (2.38)	Tesreau (322)	Tesreau (189)
1915	Tesreau (19)	Tesreau (2.29)	Tesreau (306)	Tesreau (176)
1916	Perritt (18)	Perritt (2.62)	Tesreau (268)	Perritt, Benton (115)
1917	Schupp (21)	Perritt (1.88)	Schupp (272)	Schupp (147)
1918	Perritt (18)	Sallee (2.25)	Perritt (233)	Perritt (60)
1919	<b>J. Barnes (25)</b>	Toney (1.84)	J. Barnes (296)	J. Barnes (92)
1920	Toney, Nehf (21)	Toney (2.65)	J. Barnes (293)	Toney (81)
1921	Nehf (20)	J. Barnes (3.10)	Nehf (261)	Nehf (67)
1922	Nehf (19)	<b>Ryan (3.00)</b>	Nehf (268)	Ryan (75)
1923	Ryan, Scott (16)	McQuillan (3.40)	McQuillan (230)	Bentley (80)
1924	V. Barnes, Bentley (16)	McQuillan (2.69)	V. Barnes (229)	Nehf (72)
1925	V. Barnes (15)	Scott (3.15)	Scott (240)	Scott (87)
1926	Fitzsimmons (14)	Fitzsimmons (2.88)	Scott (226)	Scott (82)
1927	Grimes (19)	Grimes (3.53)	Grimes (260)	Grimes (102)
1928	<b>Benton (25)</b>	Benton (2.73)	Benton (310)	Benton (90)
1929	Hubbell (18)	<b>Walker (3.08)</b>	Hubbell (268)	Hubbell (106)
1930	Fitzsimmons (19)	Hubbell (3.87)	Walker (245)	Hubbell (117)
1931	Fitzsimmons (18)	<b>Walker (2.26)</b>	Fitzsimmons (254)	Hubbell (156)
1932	Hubbell (18)	Hubbell (2.50)	Hubbell (284)	Hubbell (137)
1933	<b>Hubbell (23)</b>	<b>Hubbell (1.66)</b>	<b>Hubbell (309)</b>	Hubbell (156)
1934	Schumacher (23)	<b>Hubbell (2.30)</b>	Hubbell (313)	Hubbell (118)
1935	Hubbell (23)	Schumacher (2.89)	Hubbell (303)	Hubbell (150)
1936	<b>Hubbell (26)</b>	<b>Hubbell (2.31)</b>	Hubbell (304)	Hubbell (123)
1937	<b>Hubbell (22)</b>	Melton (2.61)	Hubbell (262)	<b>Hubbell (159)</b>
1938	Gumbert (15)	Hubbell (3.07)	Melton (243)	Hubbell (104)
1939	Gumbert (18)	Hubbell (2.75)	Gumbert (244)	Melton (95)
1940	Schumacher (13)	Schumacher (3.25)	Gumbert (237)	Schumacher (123)
1941	Schumacher (12)	Schumacher (3.36)	Schumacher (206)	Melton (100)
1942	Lohrman (13)	Lohrman (2.56)	Schumacher (216)	Melton, Hubbell (61)
1943	Adams (11)	Melton (3.19)	Melton (186)	Chase (86)
1944	Voiselle (21)	Voiselle (3.02)	<b>Voiselle (313)</b>	<b>Voiselle (161)</b>
1945	Voiselle, Mungo (14)	Feldman (3.26)	Voiselle (232)	Voiselle (115)
1946	Koslo (14)	Kennedy (3.42)	Koslo (265)	Koslo (121)
1947	Jansen (21)	Jansen (3.16)	Jansen (248)	Jansen (104)
1948	Jansen (18)	Jones (3.36)	Jansen (277)	Jansen (126)
1949	Jansen, Jones (15)	<b>Koslo (2.50)</b>	Jansen (260)	Jansen (113)
1950	Jansen (19)	<b>Hearn (2.49)</b>	Jansen (275)	Jansen (161)
1951	<b>Maglie, Jansen (23)</b>	Maglie (2.93)	Maglie (298)	Maglie (146)
1952	Maglie (18)	<b>Wilhelm (243)</b>	Hearn (224)	Maglie (112)
1953	Gomez (13)	Gomez (3.40)	Gomez (204)	Gomez (113)
1954	Antonelli (21)	<b>Antonelli (2.29)</b>	Antonelli (259)	Antonelli (152)
1955	Antonelli, Hearn (14)	Antonelli (3.33)	Antonelli (235)	Antonelli (143)
1956	Antonelli (20)	Antonelli (2.86)	Antonelli (258)	Antonelli (145)
1957	Gomez (15)	Barclay (3.44)	Gomez (238)	Antonelli (114)

Year	Wins	ERA	Innings	Strikeouts
1958	Antonelli (13)	<b>Miller (2.47)</b>	<b>Antonelli (242)</b>	Antonelli (143)
1959	<b>Jones (21)</b>	<b>Jones (2.82)</b>	Antonelli (282)	Jones (209)
1960	Jones (18)	<b>McCormick (2.70)</b>	McCormick (253)	Jones (190)
1961	Miller (14)	McCormick (3.20)	McCormick (250)	McCormick (163)
1962	Sanford (24)	Marichal (3.32)	O'Dell (281)	O'Dell (195)
1963	<b>Marichal (25)</b>	Marichal (2.41)	Marichal (321)	Marichal (248)
1964	Marichal (21)	Marichal (2.48)	Marichal (269)	Marichal (206)
1965	Marichal (22)	Marichal (2.13)	Marichal (295)	Marichal (240)
1966	Marichal (25)	Marichal (2.33)	Marichal (307)	Marichal (222)
1967	McCormick (22)	Perry (2.61)	Perry (293)	Perry (230)
1968	<b>Marichal (26)</b>	Bolin (1.98)	<b>Marichal (325)</b>	Marichal (218)
1969	Marichal (21)	<b>Marichal (2.10)</b>	<b>Perry (326)</b>	Perry (233)
1970	<b>Perry (23)</b>	Perry (3.20)	<b>Perry (328)</b>	Perry (215)
1971	Marichal (18)	Perry (2.76)	Perry (280)	Marichal (159)
1972	Bryant (14)	Barr (2.87)	Bryant (214)	McDowell (122)
1973	<b>Bryant (24)</b>	Bryant (3.53)	Bryant (270)	Bryant (143)
1974	Caldwell (14)	Barr (2.74)	Barr (239)	D'Acquisto (167)
1975	Montefusco (15)	Montefusco (2.88)	Barr (244)	Montefusco (215)
1976	Montefusco (16)	Montefusco (2.85)	Montefusco (253)	Montefusco (172)
1977	Halicki (16)	Halicki (3.31)	Halicki (258)	Halicki (168)
1978	Blue (18)	Knepper (2.63)	Knepper (260)	Montefusco (177)
1979	Blue (14)	Knepper (4.65)	Blue (237)	Blue (138)
1980	Blue (14)	Blue (2.97)	Blue (224)	Blue (129)
1981	Alexander (11)	Blue (2.45)	Alexander (152)	Griffin (83)
1982	Laskey (13)	Laskey (3.14)	Laskey (189)	Gale, Hammaker (102)
1983	Laskey (13)	<b>Hammaker (2.25)</b>	Breining (203)	Krukow (136)
1984	Krukow (11)	Laskey (4.33)	Laskey (208)	Krukow (141)
1985	Garrelts (9)	Krukow (3.38)	LaPoint (206.2)	Krukow (150)
1986	Krukow (20)	Krukow (3.05)	Krukow (245)	Krukow (178)
1987	LaCoss (13)	Hammaker (3.58)	Downs (186)	Downs (137)
1988	Reuschel (19)	D. Robinson (2.45)	Reuschel (245)	D. Robinson (122)
1989	Reuschel (17)	<b>Garrelts (2.28)</b>	Reuschel (208.1)	Garrelts (119)
1990	Burkett (14)	Burkett (3.79)	Burkett (204)	Burkett (118)
1991	Wilson (13)	Wilson (3.56)	Black (214.1)	Wilson (139)
1992	Burkett (13)	<b>Swift (2.08)</b>	Burkett (189.2)	Burkett (107)
1993	<b>Burkett (22)</b>	Swift (2.82)	Swift (232.2)	Swift (157)
1994	Portugal (10)	Swift (3.38)	Burkett (159.1)	Portugal (87)
1995	Leiter (10)	Leiter (3.82)	Leiter (195.2)	Leiter (129)
1996	Gardner (12)	Gardner (4.42)	Watson (185.2)	Gardner (145)
1997	Estes (19)	Estes (3.18)	Estes (201.0)	Estes (181)
1998	Rueter (16)	Gardner (4.33)	Gardner (212.0)	Gardner (151)
1999	Ortiz (18)	Ortiz (3.81)	Ortiz (207.2)	Ortiz (164)
2000	Hernandez (17)	Hernandez (3.75)	Hernandez (240.0)	Ortiz (167)
2001	Ortiz (17)	Ortiz (3.29)	Hernandez (226.2)	Ortiz (169)
2002	Rueter, Ortiz (14)	Rueter (3.23)	Hernandez (216.0)	Schmidt (196)
2003	Schmidt (17)	<b>Schmidt (2.34)</b>	Schmidt (207.2)	Schmidt (208)
2004	Schmidt (18)	Schmidt (3.20)	Schmidt (225.0)	Schmidt (251)
2005	Lowry (13)	Lowry (3.78)	Lowry (204.2)	Lowry (172)
2006	Cain (13)	Schmidt (3.59)	Schmidt (213.1)	Schmidt (180)
2007	Lowry (14)	Cain (3.65)	Cain (200.0)	Cain (163)
2008	Lincecum (18)	Lincecum (2.62)	Lincecum (227.0)	<b>Lincecum (265)</b>
2009	Lincecum (15)	Lincecum (2.48)	Lincecum (225.1)	<b>Lincecum (261)</b>
2010	Lincecum (16)	J. Sanchez (3.07)	Cain (223.1)	<b>Lincecum (231)</b>

**Bold denotes league leader**

Year	Complete Games	Shutouts	Saves
1900	<b>Hawley (34)</b>	3 with (1)	none
1901	Taylor (37)	Mathewson (5)	Phyle (1)
1902	Mathewson (29)	<b>Mathewson (8)</b>	Sparks (1)
1903	<b>Mathewson (44)</b>	Mathewson, McGinnity (3)	Miller (3)
1904	McGinnity (38)	<b>McGinnity (9)</b>	<b>McGinnity (6)</b>
1905	Mathewson (32)	<b>Mathewson (8)</b>	<b>Elliott (6)</b>
1906	McGinnity (32)	Mathewson (5)	<b>Ferguson (7)</b>
1907	Mathewson (31)	<b>Mathewson (8)</b>	<b>McGinnity (4)</b>
1908	<b>Mathewson (34)</b>	<b>Mathewson (11)</b>	<b>Mathewson, McGinnity (5)</b>
1909	Mathewson (26)	Mathewson (8)	Crandall (6)
1910	<b>Mathewson (27)</b>	Ames (3)	Crandall (5)
1911	Mathewson (29)	Mathewson, Marquard (5)	Crandall (5)
1912	Mathewson (27)	Tesreau (3)	Mathewson (4)
1913	Mathewson (25)	Mathewson, Marquard (4)	Crandall (6)
1914	Mathewson (29)	<b>Tesreau (8)</b>	3 with (2)
1915	Tesreau (24)	Tesreau (8)	Tesreau (3)
1916	Tesreau (13)	Tesreau, Perritt (5)	5 with (2)
1917	Schupp (25)	Schupp (6)	<b>Sallee (4)</b>
1918	Perritt (19)	Perritt (6)	<b>Anderson (3)</b>
1919	J. Barnes (23)	J. Barnes, Toney (4)	Dubuc, Winters (3)
1920	J. Barnes (23)	Nehf (5)	3 with (2)
1921	Nehf (18)	<b>Douglas (3)</b>	J. Barnes (6)
1922	Nehf (20)	Nehf (3)	<b>Jonnard (5)</b>
1923	Ryan, Scott (16)	McQuillan (5)	<b>Jonnard (5)</b>
1924	V. Barnes (15)	4 with (1)	Jonnard, Ryan (5)
1925	Scott (18)	Scott (2)	Scott (3)
1926	Scott (13)	V. Barnes (2)	<b>Davies (6)</b>
1927	Grimes (15)	V. Barnes, Grimes (2)	Henry (4)
1928	<b>Benton (28)</b>	Benton, Genewich (2)	Benton (4)
1929	Hubbell (19)	Fitzsimmons (4)	Mays (4)
1930	Hubbell, Fitzsimmons (17)	Hubbell (3)	Heving (6)
1931	Hubbell (21)	<b>Walker (6)</b>	3 with (3)
1932	Hubbell (22)	3 with (1)	Luque (5)
1933	Hubbell (22)	<b>Hubbell (10)</b>	Hubbell, Bell (5)
1934	<b>Hubbell (25)</b>	Hubbell (5)	<b>Hubbell (8)</b>
1935	Hubbell (24)	<b>Fitzsimmons (4)</b>	Smith, Stout (5)
1936	Hubbell (25)	<b>Smith (4)</b>	Coffman (7)
1937	Hubbell (18)	Hubbell (4)	<b>Melton (7)</b>
1938	Gumbert (14)	Schumacher (4)	<b>Coffman (12)</b>
1939	Gumbert (14)	Gumbert, Melton (2)	Brown (7)
1940	Gumbert (14)	<b>Lohrman (5)</b>	<b>Brown (7)</b>
1941	Schumacher (12)	Schumacher, Melton (3)	Adams (11)
1942	4 with (12)	Schumacher (3)	Adams (11)
1943	Melton (6)	Melton, Mungo (2)	Adams (9)
1944	Voiselle (25)	4 with (1)	<b>Adams (13)</b>
1945	Voiselle (14)	Voiselle (4)	<b>Adams (15)</b>
1946	Koslo (17)	Koslo (3)	Thompson (4)
1947	Jansen (20)	Jansen (6)	Trinkle (10)
1948	Jansen (15)	Jansen (4)	Trinkle (7)
1949	Jansen (17)	Kennedy (4)	Koslo (4)
1950	Jansen (21)	<b>3 with (5)</b>	3 with (3)
1951	Maglie (22)	Maglie, Jansen (3)	Spencer (6)
1952	Maglie (12)	Maglie (5)	Wilhelm (11)
1953	Gomez (13)	Maglie, Gomez (3)	Wilhelm (15)
1954	Antonelli (18)	<b>Antonelli (6)</b>	Grisson (19)
1955	Antonelli (14)	Gomez (3)	Grisson (8)
1956	Antonelli (15)	Antonelli (5)	Wilhelm (8)
1957	Gomez (16)	Antonelli (3)	Grisson (14)
1958	Antonelli (13)	McCormick (2)	Grisson (10)
1959	Antonelli (17)	<b>Antonelli, Jones (4)</b>	Miller (8)

Year	Complete Games	Shutouts	Saves
1960	McCormick (15)	<b>Sanford (6)</b>	Antonelli (11)
1961	McCormick (13)	Marichal, McCormick (3)	Miller (17)
1962	O'Dell (20)	Marichal (3)	Miller (19)
1963	Marichal (18)	Marichal (5)	Shaw (11)
1964	<b>Marichal (22)</b>	Marichal (4)	Shaw (7)
1965	Marichal (24)	<b>Marichal (10)</b>	Linzy (14)
1966	Marichal (25)	Marichal, Bolin (4)	Linzy (14)
1967	Marichal, Perry (18)	McCormick (5)	Linzy (12)
1968	<b>Marichal (30)</b>	Marichal (5)	Linzy (10)
1969	Marichal (27)	<b>Marichal (8)</b>	Linzy (11)
1970	<b>Perry (23)</b>	<b>Perry (5)</b>	McMahon (19)
1971	Marichal (18)	Marichal (4)	Johnson (18)
1972	Bryant (11)	Bryant (4)	Johnson (8)
1973	Marichal (9)	Barr (3)	Sosa (18)
1974	Barr (11)	Barr (5)	Moffitt (15)
1975	Barr (12)	Montefusco (4)	Moffitt (11)
1976	Montefusco (11)	<b>Montefusco (6)</b>	Moffitt (14)
1977	Halicki (7)	3 with (2)	Lavelle (20)
1978	Knepper (16)	<b>Knepper (6)</b>	Lavelle (14)
1979	Blue (10)	Curtis, Knepper (2)	Lavelle (20)
1980	Blue (10)	Blue (3)	Minton (19)
1981	Griffin (3)	3 with (1)	Minton (21)
1982	Laskey (7)	3 with (1)	Minton (30)
1983	Hammaker (8)	Hammaker (3)	Minton (22)
1984	Krukow (3)	3 with (1)	Minton (19)
1985	Krukow (6)	4 with (1)	Garrelts (13)
1986	Krukow (10)	Krukow (2)	Garrelts (10)
1987	Downs, Dravecky (4)	Downs, Dravecky (3)	Garrelts (12)
1988	Reuschel (7)	Downs (3)	Garrelts (13)
1989	Robinson (5)	3 with (1)	Lefferts (20)
1990	Garrelts, Robinson (4)	Garrelts, Wilson (2)	Brantley (19)
1991	Black, Burkett (3)	Black (3)	Righetti (24)
1992	Burkett, Swift (3)	Swift (2)	Beck (17)
1993	Burkett (2)	Burkett, Swift (1)	Beck (48)
1994	Portugal, Torres (1)	None	Beck (28)
1995	Leiter (7)	Leiter (1)	Beck (33)
1996	Gardner (4)	Gardner (1)	Beck (35)
1997	Estes (3)	Estes (2)	Beck (37)
1998	Gardner (4)	Gardner (2)	Nen (40)
1999	Ortiz (3)	Estes (1)	Nen (37)
2000	Hernandez (5)	Hernandez, Estes (2)	Nen (41)
2001	Hernandez (2)	Ortiz (1)	<b>Nen (45)</b>
2002	Hernandez (5)	Hernandez (3)	Nen (43)
2003	Schmidt (5)	<b>Schmidt (3)</b>	Worrell (38)
2004	Schmidt (4)	<b>Schmidt (3)</b>	Herges (23)
2005	Tomko (3)	None	Walker (23)
2006	Schmidt (3)	3 with (1)	Benitez (17)
2007	Morris (3)	None	Hennessey (19)
2008	Lincecum (2)	Cain, Lincecum (1)	Wilson (41)
2009	<b>Cain, Lincecum (4)</b>	<b>Lincecum (2)</b>	Wilson (38)
2010	Cain (4)	Cain (2)	<b>Wilson (48)</b>

**Bold denotes league leader**

# Giants All-Time Post Season Results

## National League Division Series

### 1997 — SAN FRANCISCO GIANTS vs. FLORIDA MARLINS

(Marlins win series, 3 games to 0)

San Francisco won its first National League West title since 1989 to become only the fourth team during the 20th century to win its division after finishing in last place the previous season.

The Giants outdueled the Dodgers in a classic pennant race for the N.L. West flag. Perhaps the crowning moment of San Francisco's magical ride came Sept. 18 when catcher **Brian Johnson** led off the 12th inning with a game-winning clout off Los Angeles' Mark Guthrie to put the Giants in a first place tie with nine games remaining.

New General Manager **Brian Sabean** revamped the Giants roster, bringing in 15 players who were not in the organization at the end of the 1996 campaign. He shocked the baseball world by acquiring All-Star pitchers **Wilson Alvarez** and **Roberto Hernandez** and 18-year Major League veteran

pitcher **Danny Darwin** from the Chicago White Sox in exchange for six minor leaguers at the July 31 trading deadline.

The renewed Giants made their first post season appearance in eight years when they faced National League wild card entry Florida Marlins in the Division Series. Despite losing all three games of the series, San Francisco gave Florida its toughest test en route to its first World Championship.

Both Games #1 and #2 came down to the last at-bat, with Florida taking advantage of being the home club and posting 2-1 and 7-6 victories, respectively.

Despite two solo home runs by Giants' second baseman **Jeff Kent** in Game #3, the Marlins finished off the sweep on the strength of Devon White's 6th inning grand slam off Alvarez.

1997	Date	Site	W/L	Score	Winner	Loser	Save	Attendance
1	9/30	at Florida	L	1-2	Cook	Tavarez		42,167
2	10/1	at Florida	L	6-7	Nen	R. Hernandez		41,283
3	10/3	at San Francisco	L	2-6	Fernandez	Alvarez		57,188

### 2000 — SAN FRANCISCO GIANTS vs. NEW YORK METS

(Mets win series, 3 games to 1)

San Francisco won its second National League West title in four years as the club posted a Major League-best 97-65 mark, only to see its October run stopped short by the Wild Card New York Mets, a club that would eventually win the NL flag.

The Giants enjoyed a truly magical regular season, its first in its new jewel of a home, AT&T Park. Playing in front of 81 straight sellouts that accounted for a franchise-record 3,244,320 fans, San Francisco rattled off a 55-26 ledger, matching the Mets for the best home mark in the majors.

**Dusty Baker** won his third NL Manager of the Year award after guiding his troops to a Major League-best 51-26 record after the All-Star Break, resulting in an 11-game cushion, the Giants' largest winning margin since 1913.

San Francisco produced its most prolific offensive attack in 70 years, led by National League Most Valuable Player **Jeff Kent**. Teammate **Barry Bonds**,

who finished second in the MVP voting, clubbed 49 clouts.

The Giants jumped out to a 1-0 lead in the NLDS with a 5-1 victory in front of a raucous Game #1 crowd at AT&T Park. **Livan Hernandez** held New York to one run over 7.2 innings while **Ellis Burks** clubbed a three-run, third-inning homer off the left field foul pole.

**J.T. Snow's** dramatic three-run, pinch homer in the bottom of the ninth tied Game #2 4-4, but the Mets would rally to win 5-4 in 10 innings and even the series at a game apiece.

Unfortunately for San Francisco, its offense went south when the club went east, as the Giants could manage only two runs in 22 innings at Shea Stadium. New York's Benny Agbayani gave the Mets a 3-2 victory in Game #3 with a 13th inning solo home run, and Bobby Jones hurled a one-hit shut-out for a 4-0 win in the Game #4 clincher.

2000	Date	Site	W/L	Score	Winner	Loser	Save	Attendance
1	10/4	at San Francisco	W	5-1	L. Hernandez	Hampton		40,430
2	10/5	at San Francisco	L	4-5 (10)	Benitez	Rodriguez	Franco	40,430
3	10/7	at New York	L	2-3 (13)	White	Fultz		56,270
4	10/8	at New York	L	0-4	<b>B. JONES</b>	Gardner		52,888

## 2002 — SAN FRANCISCO GIANTS vs. ATLANTA BRAVES

(Giants win series, 3 games to 2)

Following a 3-0 loss at Florida on August 18th, a stagnant San Francisco club stood at 66-56, four games behind Los Angeles in the NL Wild Card chase. From then on, the Giants would play like champions, going 29-10 down the stretch to capture the league's fourth playoff spot by three and a half contests over the Dodgers.

Despite a 95-win campaign that tied for the fourth-most victories in San Francisco history, the Giants entered the NLDS as heavy underdogs to the Atlanta Braves, who captured their 11th-consecutive division crown by an astounding 19.0-game margin.

Undaunted by their opponents and buoyed by the right arm of starter **Russ Ortiz**, the Giants stormed into Turner Field and won the series opener by an 8-5 count as **Rich Aurilia**, **Benito Santiago** and **J.T. Snow** all collected two RBI apiece.

Yet, the hope of Game #1 quickly turned into despair, as Atlanta backed the stout pitching of **Kevin Millwood** and **Greg Maddux**, respectively,

with 17 combined runs in a pair of routs to take a 2-1 series lead.

Facing the prospect of a long winter, San Francisco turned to past playoff hero **Livan Hernandez** to work his magic once again in Game #4 at AT&T Park. The big right-hander responded by hurling 8.1-strong innings, while Aurilia finished 3-for-4 with a homer and four RBI as the Giants won 8-3 to force a return trip to Atlanta.

In the decisive Game #5, **Barry Bonds** exorcised his demons of post season past, singling and scoring the Giants' first run in the second and clubbing an opposite-field, solo homer in the fourth that gave SF a 2-0 lead. Ortiz became the first Giants pitcher to win two games in the same post season series since Carl Hubbell went 2-0 in the 1933 World Series, yet San Francisco's 3-1 victory was in doubt until the end. With two men on and none out in the ninth, closer **Robb Nen** struck out **Gary Sheffield** then induced **Chipper Jones** to ground into a series-ending double play.

2002	Date	Site	W/L	Score	Winner	Loser	Save	Attendance
1	10/2	at Atlanta	W	8-5	Ortiz	Glavine	Nen	41,903
2	10/3	at Atlanta	L	3-7	Millwood	Rueter		47,167
3	10/5	at San Francisco	L	2-10	Maddux	Schmidt		43,043
4	10/6	at San Francisco	W	8-3	L. Hernandez	Glavine		43,070
5	10/7	at Atlanta	W	3-1	Ortiz	Millwood	Nen	45,203

In the deciding Game 5 of the NLDS, relief pitcher Tim Worrell logged 2.0-scoreless innings with 3 strikeouts.



## 2003 — SAN FRANCISCO GIANTS vs. FLORIDA MARLINS

(Marlins win series, 3 games to 1)

For the first time since 1936-37, the Giants earned consecutive appearances in post season play, as the club won its third National League West title in seven years and became only the second team in franchise history to go wire-to-wire with an overall finish of 100-61.

A flurry of offseason moves brought new faces to San Francisco as the team introduced first year manager **Felipe Alou** and four new starters to the lineup. The revamped club breezed by their opposition, ending their campaign 15.5 games ahead of the Dodgers for the Giants' largest advantage in 91 years.

General Manager **Brian Sabean** garnered Executive of the Year accolades for constructing the team with the third best record in baseball and **Barry Bonds** earned his unprecedented 6th National League Most Valuable Player Award.

Headed into Game #1 of the NLDS rested and primed for success, pitching ace **Jason Schmidt** thrived in the intense atmosphere at AT&T Park,

tossing a complete-game three-hitter as the Giants blanked the visiting Marlins 2-0.

A sudden turn of events plagued the Giants in Game #2, as San Francisco saw their 4-1 lead quickly vanish as Gold Glovers made costly mis-cues and the Marlins escaped AT&T Park with a 9-5 win.

Knotted up at 1-1, both teams headed to South Florida, but the Giants' run of bad luck seemed to follow. After taking a 3-2 advantage in the 11th inning of Game #3, SF let the Marlins slip back into the contest after a dropped fly ball by **Jose Cruz, Jr.** allowed the tying run on base. With 2 out, the bases loaded and a 1-2 count on **Ivan Rodriguez**, **Tim Lincecum's** next pitch was drilled into right field for a game-winning, 2-run single.

In Game #4, San Francisco's furious comeback in the 9th fell short as **J.T. Snow** was thrown out at the plate on **Jeffrey Hammonds'** 2-out single to left, giving the Marlins a 7-6 victory and ending the Giants' hopes for another playoff run.

2003	Date	Site	W/L	Score	Winner	Loser	Save	Attendance
1	9/30	at San Francisco	W	2-0	<b>SCHMIDT</b>	Beckett		43,704
2	10/1	at San Francisco	L	5-9	Pavano	Nathan		43,766
3	10/3	at Florida	L	3-4(11)	Looper	Worrell		61,488
4	10/4	at Florida	L	6-7	Pavano	Rodriguez	Urbina	65,464

## National League Championship Series

## 1971 — SAN FRANCISCO GIANTS vs. PITTSBURGH PIRATES

(Pirates win series, 3 games to 1)

After winning its first National League West crown, San Francisco entered the National League Championship Series as the favorite against Eastern Division titlists Pittsburgh. The Giants had posted nine wins in 12 contests vs. the Pirates during the regular season.

However, the Giants ran into the hot hitting of Pirates' first baseman **Bob Robertson**, who clubbed four home runs to lead Pittsburgh to a three games-to-one series victory.

Since staff ace **Juan Marichal** pitched San Francisco to the NL West flag in its season finale at San Diego, future Hall of Famer **Gaylord Perry** got the call in Game #1. The right-hander scattered four runs (three earned) and nine hits over his complete game effort as **Willie McCovey** and **Tito Fuentes** each delivered two-run home runs

in the fourth inning to power SF to a 5-4 victory.

Then Robertson took over. He clubbed a NLCS record three home runs in Game #2 to lead the Pirates to a 9-4 triumph. The first baseman finished 4-for-4 with four runs scored and five RBI as Pittsburgh's victory ended a six-game losing streak at Candlestick Park.

Marichal pitched a four-hitter when the playoffs shifted to Three Rivers Stadium for Game #3, but home runs by Robertson and **Richie Hebner** gave the Pirates a 2-1 victory behind **Bob Johnson** and **Dave Giusti**.

The Bucs advanced to the World Series when they tattooed Perry for seven runs and 10 hits over 5.2 innings in the fourth and final game of the series.

1971	Date	Site	W/L	Score	Winner	Loser	Save	Attendance
1	10/2	at San Francisco	W	5-4	<b>PERRY</b>	Blass		40,977
2	10/3	at San Francisco	L	4-9	Cumberland	Ellis	Giusti	42,562
3	10/5	at Pittsburgh	L	1-2	Johnson	<b>MARICHAL</b>	Giusti	38,322
4	10/6	at Pittsburgh	L	5-9	Kison	Perry	Giusti	35,487

## 1987 — SAN FRANCISCO GIANTS vs. ST. LOUIS CARDINALS

(Cardinals win series, 4 games to 3)

The Giants became only the fourth team in Major League history since 1900 to finish first within two years of a 100-loss disaster. SF rattled off a 90-72 mark to win the 1987 National League West crown after going 62-100 in 1985.

San Francisco battled back from a five-game deficit on Aug. 7 and went 37-17 the rest of the way to capture its first NL West title in 16 years.

**Jeffrey Leonard**, whose “one-flap-down” home run trot was the story of the series, became the first player on a losing team to capture the NLCS MVP honor when he hit .417 with four home runs and five RBI despite the Giants falling to the Cardinals in seven games.

San Francisco split the first two games of the series in St. Louis, with **Dave Dravecky**—who

was acquired from the San Diego Padres in a seven-player deal on July 4—shutting out the Cardinals on two hits in Game #2.

When the series moved to Candlestick Park, the Giants took a 4-0, fifth inning advantage in Game #3 but the Cardinals roared back to post a 6-5 victory and take a 2-1 lead in the series.

Leonard responded by crushing a two-run clout in the fifth inning of the fourth game to push San Francisco to a series-evening 4-2 triumph. His four homers in four games tied the Championship Series record for a league playoff of any duration.

The Giants took a three games-to-two series advantage back to St. Louis after posting a 6-3 victory in the fifth contest. However, San Francisco didn't score a run in either of the last two games.

1987	Date	Site	W/L	Score	Winner	Loser	Save	Attendance
1	10/6	at St. Louis	L	3-5	Mathews	Reuschel	Dayley	55,331
2	10/7	at St. Louis	W	5-0	<b>DRAVECKY</b>	Tudor		55,331
3	10/9	at San Francisco	L	5-6	Forsch	D. Robinson	Worrell	57,913
4	10/10	at San Francisco	W	4-2	<b>KRUKOW</b>	<b>COX</b>		57,997
5	10/11	at San Francisco	W	6-3	Price	Forsch		59,363
6	10/13	at St. Louis	L	0-1	Tudor	Worrell	Dayley	55,331
7	10/14	at St. Louis	L	0-6	<b>COX</b>	Hammaker		55,331

## 1989 — SAN FRANCISCO GIANTS vs. CHICAGO CUBS

(Giants win series, 4 games to 1)

**Will Clark** carried the Giants to their first NL pennant in 27 years when San Francisco defeated the Chicago Cubs in five games.

Clark provided offensive bookends in the series, starting with six RBI in the opener and ending with a two-out, bases-loaded, series-winning two-run single in the eighth inning of Game #5. “Will the Thrill” established new NLCS standards for average (.650), hits (13), runs (eight), total bases (24) and slugging percentage (1.200).

Included in those opening-game six RBI for Clark was his fourth-inning grand slam off Cubs' starter **Greg Maddux**, which gave San Francisco an 8-3 lead. The Giants' first baseman finished the contest 4-for-4 with four runs scored, a double and two home runs.

The Cubs claimed victory in Game #2, so the series headed to San Francisco tied a game apiece. However, **Robby Thompson** clubbed a two-run, seventh-inning homer off **Les Lancaster** to give the Giants a 5-4 victory in the third game.

In one of the most intense at-bats in Giants' post season history in Game #4, **Matt Williams** locked up with lefty **Steve Wilson** in a 12-pitch plate appearance that resulted in a two-run blast which propelled San Francisco to a 6-4 victory.

As broadcaster Hank Greenwald said, “27 years of waiting have come to an end” when the Giants posted a 3-2 come-from-behind victory in Game #5. Clark once again delivered the game-winner, a two-run single up the spine of the infield off **Mitch “Wild Thing” Williams**.

1989	Date	Site	W/L	Score	Winner	Loser	Save	Attendance
1	10/4	at Chicago	W	11-3	Garrelts	Maddux		39,195
2	10/5	at Chicago	L	5-9	Lancaster	Reuschel		39,195
3	10/7	at San Francisco	W	5-4	Robinson	Lancaster	Bedrosian	62,065
4	10/8	at San Francisco	W	6-4	Downs	Wilson	Bedrosian	62,078
5	10/9	at San Francisco	W	3-2	Reuschel	Bielecki	Bedrosian	62,084

## 2002 — SAN FRANCISCO GIANTS vs. ST. LOUIS CARDINALS

(Giants win series, 4 games to 1)

Following a furious late-season run to capture the Wild Card berth and a stirring five-game NLDS victory over Atlanta, the Giants provided the only truly fitting encore—they won the club's first NL pennant in 13 years by defeating the St. Louis Cardinals in a scintillating and highly competitive five-contest NLCS.

San Francisco began its run to the Fall Classic by winning each of the first two contests in St. Louis. The Giants pounded Cardinals ace **Matt Morris** early and often en route to a 9-6 victory in Game #1, while **Jason Schmidt** turned in a dominating Game #2 performance. The right-hander struck out eight and carried a shutout into the eighth inning, while **Rich Aurilia's** two-homer, three-RBI effort spurred a 4-1 triumph.

Despite **Barry Bonds'** dramatic three-run, fifth-inning homer into McCovey Cove that briefly tied Game #3 at AT&T Park, a solo clout by St. Louis' **Eli Marrero** and stingy pitching by the Cardinal bullpen gave the visitors a 5-4 win and renewed hope.

St. Louis jumped out to a 2-0, first-inning lead in Game #4 and appeared on its way to evening the series until a pair of Giants veterans turned the

tide. In the sixth, **J.T. Snow** delivered a two-out, two-run double that knotted the contest. Following a two-out intentional walk to Bonds in the eighth, **Benito Santiago** cemented his series MVP honors by clubbing a full-count offering from **Rick White** into the left field bleachers for a 4-2 lead. **Robb Nen** struck out the final two hitters in the ninth to strand the tying run at third and close out a 4-3 SF victory.

Giants' lefty **Kirk Rueter** and Morris engaged in a classic October pitchers' duel in a Game #5 that was scoreless until St. Louis broke through with a run in the seventh. **Bonds** tied the contest 1-1 with an eighth-inning sacrifice fly, thus setting the stage for one of the most dramatic moments in San Francisco history.

Morris retired the first two Giants hitters in the bottom of the ninth inning, but was chased by consecutive singles from **David Bell** and **Shawon Dunston**. St. Louis turned to reliever **Steve Kline**, and **Kenny Lofton** greeted the southpaw by lining his first pitch into right-center field for a single that scored a sliding Bell as the jubilant NL champion Giants poured onto the field.

2002	Date	Site	W/L	Score	Winner	Loser	Save	Attendance
1	10/9	at St. Louis	W	9-6	Rueter	Morris	Nen	52,175
2	10/10	at St. Louis	W	4-1	Schmidt	Williams	Nen	52,195
3	10/12	at San Francisco	L	4-5	Finley	Witasick	Isringhausen	42,177
4	10/13	at San Francisco	W	4-3	Worrell	White	Nen	42,676
5	10/14	at San Francisco	W	2-1	Worrell	Morris		42,673



The Giants capture Game 5 of the NLCS with a 2-1 victory over the Cardinals.

## World Series

### 1905 — NEW YORK GIANTS vs. PHILADELPHIA ATHLETICS

(Giants win series, 4 games to 1)

The Fall Classic returned after a year's hiatus and Hall of Famer **Christy Mathewson** made it his showcase, leading the Giants to their first World Championship with three shutout victories.

The 25-year-old right-hander, who had 32 victories in 1905 to register his third straight 30-win season, shut down the Philadelphia Athletics in New York's five-game victory. In the space of six days, he pitched three shutouts and permitted just 14 hits overall.

Mathewson even played a part in the Giants' offense during a 3-0 Game #1 victory in Philadelphia. He ignited a two-run rally in the fifth inning to break open a scoreless contest, then went on to shut out the Athletics on four hits.

New York skipper **John McGraw**, who boycotted the 1904 World Series vs. the Boston Red Sox, didn't have to rely solely on Mathewson to

get him the title. He also had **Red Ames** and **Joe McGinnity**, who won 22 and 21 games during the regular season, respectively, in his rotation.

Those two hurlers worked in Game #2, but McGinnity was ticketed with the defeat after surrendering three unearned runs in a 3-0 defeat.

Mathewson was staked to a 2-0, 1st inning lead in Game #3 and responded by blanking Philadelphia on four hits. First baseman **Dan McGann** was the Giants' big gun in the 9-0 romp, collecting two singles and a double while driving in four runs.

McGinnity rebounded from his Game #2 defeat to shut out **Eddie Plank** and Philadelphia in a classic 1-0 pitchers' duel in Game #4.

But it was Mathewson who got to finish off the job he started when he blanked the Athletics 2-0 in the fifth and deciding game.

1905	Date	Site	W/L	Score	Winner	Loser	Save	Attendance
1	10/9	at Philadelphia-AL	W	3-0	MATHEWSON	PLANK		17,995
2	10/10	at New York	L	0-3	BENDER	McGinnity		24,992
3	10/12	at Philadelphia-AL	W	9-0	MATHEWSON	COAKLEY		10,991
4	10/13	at New York	W	1-0	MCGINNITY	PLANK		13,598
5	10/14	at New York	W	2-0	MATHEWSON	BENDER		24,187

### 1911 — NEW YORK GIANTS vs. PHILADELPHIA ATHLETICS

(Athletics win series, 4 games to 2)

The "running" Giants, who established a league record with 347 stolen bases, persevered through the rebuilding of the Polo Grounds and posted 99 victories to capture the National League pennant. New York had to play its home games through early June at the park of the American League's New York Highlanders (later the Yankees) after the Polo Grounds burned to the ground in April.

However, New York's offense was limited to only four stolen bases in its six-game World Series defeat to the Philadelphia Athletics.

1905 Series hero **Christy Mathewson** still anchored **John McGraw's** pitching staff, going 26-13 during the regular season. The Hall of Famer got New York off to a great start vs. Philadelphia in

Game #1 of the Fall Classic, tossing a six-hitter in the 2-1 triumph.

The Athletics rebounded to take Games #2 and #3 with **Frank "Home Run" Baker** clubbing dramatic home runs in both outings.

Then the rains came. The World Series was put on hold for six days due to Mother Nature.

When the Fall Classic resumed exactly a week after Game #3 had been played, Mathewson was outdueled by **Chief Bender** in a 4-2 decision that gave the Athletics a three-games-to-one advantage.

The Giants escaped the inevitable in Game #5 by scoring a 4-3 triumph in 10 innings before getting clobbered 13-2 in the series' sixth and final game.

1911	Date	Site	W/L	Score	Winner	Loser	Save	Attendance
1	10/14	at New York	W	2-1	MATHEWSON	BENDER		38,281
2	10/16	at Philadelphia-AL	L	1-3	PLANK	Marquard		26,286
3	10/17	at New York	L	2-3 (11)	COOMBS	MATHEWSON		37,216
4	10/24	at Philadelphia-AL	L	2-4	BENDER	Mathewson		24,355
5	10/25	at New York	W	4-3 (10)	Crandall	Plank		33,228
6	10/26	at Philadelphia-AL	L	2-13	BENDER	Ames		20,485

## 1912 — NEW YORK GIANTS vs. BOSTON RED SOX

(Red Sox win series, 4 games to 3 - 1 tie)

The Giants, bolstered by lefty **Rube Marquard's** modern Major League record 19-game winning streak, lived a storybook 1912 campaign. That's until the 10th inning of the final game of the World Series, when usually-reliable center fielder **Fred Snodgrass** dropped a fly ball that opened the door for a two-run Boston rally that gave the Red Sox the title.

New York, which featured two 20-game winners in Marquard (26) and **Christy Mathewson** (23), posted 103 victories during the regular season and coasted to the pennant with a ten-game cushion.

Newcomer **Jeff Tesreau**, who won 17 games for the Giants, got the nod in Game #1 but suffered a 4-3 defeat to the Red Sox.

Despite a see-saw contest that saw four lead changes, Game #2 was a wash as it was called due to darkness, thus making the 1912 World Series

an eight-game affair.

The Giants evened the score in Game #3, posting a 2-1 victory behind Marquard before the Red Sox got the better of Tesreau again in the fourth contest, this time by a 3-1 count.

Trailing two-games-to-one, the Giants posted 5-2 and 11-4 wins, respectively, in Games #6 and #7.

The Series came down to the 10th inning of the eighth and final game, as the Giants and Red Sox were deadlocked at 1-1 after nine innings. New York took a 2-1 lead in the top half of the 10th before the wheels fell off in the bottom half. Boston pinch hitter **Clyde Engle** opened the frame with a routine fly ball that Snodgrass was camped under and then dropped.

Boston eventually won the game 3-2 on a sacrifice fly in the 10th and ruined New York's magical season.

1912	Date	Site	W/L	Score	Winner	Loser	Save	Attendance
1	10/8	at New York	L	3-4	WOOD	Tesreau		35,730
2	10/9	at Boston-AL	T	6-6 (11)				30,148
3	10/10	at Boston-AL	W	2-1	MARQUARD	O'Brien		34,624
4	10/11	at New York	L	1-3	WOOD	Tesreau		36,502
5	10/12	at Boston-AL	L	1-2	BEDIENT	MATHEWSON		34,683
6	10/14	at New York	W	5-2	MARQUARD	O'Brien		30,622
7	10/15	at Boston-AL	W	11-4	TESREAU	Wood		32,694
8	10/16	at Boston-AL	L	2-3 (10)	Wood	MATHEWSON		17,034

## 1913 — NEW YORK GIANTS vs. PHILADELPHIA ATHLETICS

(Athletics win series, 4 games to 1)

New York won its third straight National League flag, but couldn't get over the hump in the World Series for the third consecutive year, falling four-games-to-one to the Philadelphia Athletics.

After winning the pennant with a twelve-game cushion, the Giants were beset by injuries during the Fall Classic. First baseman **Fred Merkle** was limited to 13 at-bats due to a bad leg. Center fielder **Fred Snodgrass** played in only two games and made three trips to the plate after suffering from a severe charley horse. **Chief Meyers**, the Giants' catcher, was shelved for the Series after suffering a fractured finger in practice preceeding Game #2.

The Athletics jumped out to a 1-0 series advantage after shelling **Rube Marquard** for five runs and eight hits in five innings for a 6-4 victory in the opener.

Once again, **Christy Mathewson** provided New York with a fine post season performance when he tossed a 3-0, 10-inning shutout in Game #2. He even drove in the game-winning run with his single in the 10th.

That was last highlight for the Giants as the Athletics rolled to the World Championship by posting victories in each of the last three contests.

Mathewson, pitching in what would be his final World Series, wound up with a 5-5 lifetime mark in the Fall Classic—he was 4-0 at one point—after splitting two decisions in 1913.

Skipper **John McGraw** was determined to restore his club to World Series glory. However, it would be another four years until the Giants would take the field again in the championship series.

1913	Date	Site	W/L	Score	Winner	Loser	Save	Attendance
1	10/7	at New York	L	4-6	BENDER	Marquard		36,291
2	10/8	at Philadelphia-AL	W	3-0 (10)	MATHEWSON	PLANK		20,563
3	10/9	at New York	L	2-8	BUSH	Tesreau		36,896
4	10/10	at Philadelphia-AL	L	5-6	BENDER	Demaree		20,568
5	10/11	at New York	L	1-3	PLANK	MATHEWSON		36,632

## 1917 — NEW YORK GIANTS vs. CHICAGO WHITE SOX

(White Sox win series, 4 games to 2)

The Giants' run of bad luck continued in their fourth straight World Series defeat as they fell to the Chicago White Sox in six games.

In the sixth and deciding game, New York was in a scoreless deadlock with Chicago heading into the fourth inning. That's when the Giants' penchant for mistakes at inopportune times reared its ugly head once again. This time, Chicago second baseman **Eddie Collins** led off the frame with a grounder to New York third baseman **Heinie Zimmerman**, who made a two-base throwing error on the play. **Joe Jackson's** ensuing fly ball was dropped by right fielder **Dave Robertson**, positioning White Sox at the corners.

Chicago center fielder **Happy Felsch** then grounded back to the pitcher, **Rube Benton**, who saw Collins break from third and threw to Zimmerman in an attempt to get Collins hung

up. Zimmerman ran Collins toward the plate, but the runner bounded past catcher **Bill Rariden** to make it a Zimmerman-Collins race to the plate. The White Sox second baseman won the footrace and distracted the Giants' defense enough to allow the baserunners to advance to second and third. Both Chicago runners would score on an ensuing base hit. That's all the White Sox would need to salt away the World Championship as they went on to win Game #6 by a 4-2 count.

Famed Olympian and footballer **Jim Thorpe** was on the 1917 Giants' club, but made only one "appearance" during the World Series in Game #5. He was slated to start in right field, but never took the field. The right-handed hitting Thorpe was removed for a left-handed pinch hitter after the White Sox lifted lefty hurler **Reb Russell** in favor of right-hander **Eddie Cicotte**.

1917	Date	Site	W/L	Score	Winner	Loser	Save	Attendance
1	10/6	at Chicago-AL	L	1-2	<b>CICOTTE</b>	<b>SALLEE</b>		32,000
2	10/7	at Chicago-AL	L	2-7	<b>FABER</b>	Anderson		32,000
3	10/10	at New York	W	2-0	<b>BENTON</b>	<b>CICOTTE</b>		33,616
4	10/11	at New York	W	5-0	<b>SCHUPP</b>	Faber		27,746
5	10/13	at Chicago-AL	L	5-8	Faber	Sallee		27,323
6	10/15	at New York	L	2-4	<b>FABER</b>	Benton		33,969

## 1921 — NEW YORK GIANTS vs. NEW YORK YANKEES

(Giants win series, 5 games to 3)

The Giants snapped a four-World Series losing streak when they outdueled the rival Yankees in a thrilling eight-game series. With both clubs playing their home contests at the Polo Grounds, it was the first Fall Classic to be played in its entirety at one stadium.

The National League champions were headlined by third baseman **Frankie Frisch**, right fielder **Ross Youngs**, first baseman **George Kelly** and left fielder **Irish Meusel**, while **Babe Ruth** and his 59 home runs was the sparkplug for the Yankees.

The American Leaguers jumped out to a two games-to-none lead after posting consecutive 3-0 victories. The Giants battled back from a 2-0, 2nd

inning deficit in Game #3 to post a 13-5 victory. **John McGraw's** club knotted the Fall Classic at two games apiece when it logged a 4-2 triumph in the fourth game, despite Ruth's first World Series home run.

Ruth, hobbled by knee and arm ailments, spirited the Yankees to a 3-1 victory in Game #5 when he started the go-ahead rally with a bunt base hit.

However, the Bambino couldn't continue and the Giants took advantage of the situation to run off three straight victories and give the franchise its first World Championship since 1905. **Art Nehf** got the National Leaguers over the top with his four-hit, 1-0 victory in Game #8.

1921	Date	Site*	W/L	Score	Winner	Loser	Save	Attendance
1	10/5	vs. New York-AL	L	0-3	<b>MAYS</b>	Douglas		30,202
2	10/6	at New York-AL	L	0-3	<b>HOYT</b>	<b>NEHF</b>		34,939
3	10/7	vs. New York-AL	W	13-5	Barnes	Quinn		36,509
4	10/9	at New York-AL	W	4-2	<b>DOUGLAS</b>	<b>MAYS</b>		30,372
5	10/10	vs. New York-AL	L	1-3	<b>HOYT</b>	<b>NEHF</b>		35,758
6	10/11	at New York-AL	W	8-5	Barnes	Shawkey		34,283
7	10/12	vs. New York-AL	W	2-1	<b>DOUGLAS</b>	<b>MAYS</b>		36,503
8	10/13	at New York-AL	W	1-0	<b>NEHF</b>	<b>HOYT</b>		25,410

\* all games were played at the Polo Grounds

## 1922 — NEW YORK GIANTS vs. NEW YORK YANKEES

(Giants win series, 4 games to 0 - 1 tie)

The Giants, playing the second of four consecutive World Series, earned their berth by taking the National League pennant with a seven-game cushion.

**John McGraw's** club brought home its second straight title after defeating its fellow Polo Grounds tenants, the Yankees, in a four-victory sweep that actually took five games to complete due to a tie.

Third baseman **Heinie Groh**, who was acquired from Cincinnati the previous winter, led the Giants to a 3-2 triumph in the opener after logging a 3-for-3 showing. The National League entrant had been shut out by **Joe Bush** through seven innings, before it stormed back from a two-run deficit on **Irish Meusel's** two-run single and **Ross Youngs's** sacrifice fly.

Meusel got back in the act quickly in Game #2, drilling a three-run home run off **Bob Shawkey** in

the first inning. However, the Yankees battled back to tie the contest at 3-3 and it was inexplicably called because of "darkness" after the 10th inning by umpire **George Hildebrand**, despite at least a half-hour of daylight remaining.

**Jack Scott**, who went 8-2 in just 17 games for the Giants, tossed a four-hitter at the Yankees in Game #3 and led the National Leaguers to a 3-0 victory.

The Giants managed to post 4-3 and 5-3 victories in the fourth and fifth games, respectively, to advance to their second straight title. It also helped that the Giants' pitchers shut down **Babe Ruth** over the final three outings, holding him 0-for-9.

The 1922 World Championship would prove to be the third and final one in the illustrious career of the Giants' winningest skipper, John McGraw.

1922	Date	Site*	W/L	Score	Winner	Loser	Save	Attendance
1	10/4	vs. New York-AL	W	3-2	Ryan	Bush		36,514
2	10/5	at New York-AL	T	3-3				37,020
3	10/6	vs. New York-AL	W	3-0	<b>J. SCOTT</b>	Hoyt		37,620
4	10/7	at New York-AL	W	4-3	<b>McQUILLAN</b>	Mays		36,242
5	10/8	vs. New York-AL	W	5-3	<b>NEHF</b>	<b>BUSH</b>		38,551

\* all games were played at the Polo Grounds

## 1923 — NEW YORK GIANTS vs. NEW YORK YANKEES

(Yankees win series, 4 games to 2)

It was an all-New York World Series for the third straight year, but there were a few changes. First, the Yankees moved into their own ballpark, Yankee Stadium. Second and most importantly, the American League entrant ended the Giants' two-year reign as World Champions.

The man who proved to be a thorn in the side of the Yankees was a Giants' outfielder who would later become synonymous with the club from the Bronx—**Casey Stengel**.

The 34-year-old outfielder christened World Series play in Yankee Stadium when he lined a ninth inning **Joe Bush** offering into left-center field that got between the outfielders for an inside-the-park home run, breaking a 4-4 draw and giving the Yankees a 5-4 triumph in Game #1.

The Yankees, who had not defeated the Giants in their last nine World Series meetings (eight

defeats, one tie), finally broke through in Game #2 when **Babe Ruth** clubbed two home runs in the 4-2 victory.

When the Series returned to Yankee Stadium for Game #3, Stengel shared the stage with pitcher **Art Nehf**. The outfielder broke open a scoreless duel with a home run into the right field stands. Nehf finished off the American Leaguers after allowing five singles and a double in the 1-0 win.

That was all she wrote for the Giants as the Yankees rattled off three consecutive victories to win their first World Championship. The American Leaguers coasted to 8-4 and 8-1 victories in Games #4 and #5, respectively.

In the sixth and final contest, Ruth got the Yanks off to a great start with his first inning, upper deck blast. But the A.L. entrant would need a five-run eighth inning to post the 6-4 decider.

1923	Date	Site	W/L	Score	Winner	Loser	Save	Attendance
1	10/10	at New York-AL	W	5-4	Ryan	Bush		55,307
2	10/11	vs. New York-AL	L	2-4	<b>PENNOCK</b>	McQuillan		40,402
3	10/12	at New York-AL	W	1-0	<b>NEHF</b>	Jones		62,430
4	10/13	vs. New York-AL	L	4-8	Shawkey	J. Scott		46,302
5	10/14	at New York-AL	L	1-8	<b>BUSH</b>	Bentley		62,817
6	10/15	vs. New York-AL	L	4-6	Pennock	Nehf		34,172

## 1924 — NEW YORK GIANTS vs. WASHINGTON SENATORS

(Senators win series, 4 games to 3)

The Giants made their fourth straight appearance in the Fall Classic, but they faced someone other than the Yankees for the first time during that span when they squared off with the Washington Senators.

New York was the National League representative in the World Series for the eighth time in 14 years, but it had to scramble to win the flag by one-and-a-half games over Brooklyn.

With the World Series tied at three games apiece, horrified leagacies of Merkle, Snodgrass and Zimmerman returned to longtime Giants' fans. Despite making three errors in the final contest, New York was done in twice by the infield at Washington's Griffith Stadium.

New York took a 3-1 advantage into the eighth inning of that final contest. With two outs and the bases-loaded, Senators' second baseman/manager

**Bucky Harris** hit a grounder that skipped over the head of 18-year-old third baseman **Freddie Lindstrom**. Two runs scored on the bad-hop single to tie the game.

The contest remained deadlocked until the bottom of the 12th inning, when Giants' catcher **Hank Gowdy** tripped over his mask and dropped a **Muddy Ruel** pop. The Washington catcher responded with a double down the third base line. One batter later with runners on first and second, center fielder **Earl McNeely** grounded to third. But once again, the ball skipped over Lindstrom's head and Ruel came around to score the winning tally.

This would prove to be the final World Series appearance for Giants manager **John McGraw**. Although he owned a 3-6 lifetime mark in the Fall Classic, only one other manager appeared in more series—Casey Stengel with 10 trips.

1924	Date	Site	W/L	Score	Winner	Loser	Save	Attendance
1	10/4	at Washington	W	4-3 (12)	NEHF	JOHNSON		35,760
2	10/5	at Washington	L	3-4	Zachary	BENTLEY		35,922
3	10/6	at New York	W	6-4	McQuillan	Marberry		47,608
4	10/7	at New York	L	4-7	Mogridge	Barnes		49,243
5	10/8	at New York	W	6-2	Bentley	JOHNSON		49,211
6	10/9	at Washington	L	1-2	ZACHARY	Nehf		34,254
7	10/10	at Washington	L	3-4 (12)	Johnson	Bentley		31,667

## 1933 — NEW YORK GIANTS vs. WASHINGTON SENATORS

(Giants win series, 4 games to 1)

New York, in its first full season under new manager **Bill Terry**, won the National League pennant on the strong pitching of **Carl Hubbell** and **Hal Schumacher**.

The Giants entered the World Series as the underdog to the high-powered offense of the Washington Senators. However, the New Yorkers tacked up a 1.53 ERA (8er, 47.0ip) en route to their four games-to-one series victory.

Hubbell and Schumacher, who had combined for 17 shutouts during the regular season, were selected to start the first two contests vs. the Senators.

Hubbell, the second winningest pitcher in Giants history, struck out 10 and didn't allow an earned run in the 4-2 victory. Outfielder **Mel Ott** accounted for three of New York's four runs, with his two-run home run and RBI single. Schumacher followed Hubbell's lead and allowed only a solo home run in the Giants' 6-1 Game #2 victory.

The good pitching turned on the Giants in Game #3 as Washington's **Earl Whitehill** tossed a five-hit shutout to give the Senators a 4-0 triumph.

Hubbell, who led the National League with 23 wins, carried a 1-1 game into the 10th inning in Game #4 when the Giants edged ahead on third baseman **Travis Jackson's** bunt single, a sacrifice and shortstop **Blondy Ryan's** single. King Carl escaped a one-out, bases-loaded jam in the bottom half of the inning with a double play to preserve New York's 2-1 victory.

Schumacher helped himself offensively in the decisive Game #5 with his two-run single in the second inning. Then 43-year-old reliever **Dolph Luque** took over a 3-3 game and worked the final four-and-one-third innings to get the Giants in position to win. Ott took care of the offense when he drilled a solo blast into the center field stands at Griffith Stadium in the top of the 10th inning to give New York a 4-3 victory.

1933	Date	Site	W/L	Score	Winner	Loser	Save	Attendance
1	10/3	at New York	W	4-2	HUBBELL	Stewart		46,672
2	10/4	at New York	W	6-1	SCHUMACHER	Crowder		35,461
3	10/5	at Washington	L	0-4	WHITEHILL	Fitzsimmons		25,727
4	10/6	at Washington	W	2-1	HUBBELL	Weaver		26,762
5	10/7	at Washington	W	4-3 (10)	Luque	Russell		28,454

## 1936 — NEW YORK GIANTS vs. NEW YORK YANKEES

(Yankees win series, 4 games to 2)

The Giants locked horns with their cross-town rivals, the Yankees, in the Fall Classic for the fifth time after winning the National League flag by a five-game margin.

The Yankees, who were without **Babe Ruth** but had **Joe DiMaggio**, captured the Series in six games to start a run that saw them win 16 of the next 27 World Championships.

The National Leaguers rode the arm of Hall of Famer **Carl Hubbell** to their 11th World Series. The 33-year-old left-hander won his last 16 decisions of the regular season to finish with a 26-6 ledger that included a 2.31 ERA.

King Carl was on the mound for the Giants in Game #1 and got the National Leaguers a 6-1 victory after allowing just seven hits, including a third inning home run by **George Selkirk**. Trailing 1-0 in the fifth inning, shortstop **Dick**

**Bartell** launched a solo blast of his own before the Giants added another run in the sixth and four more in the eighth.

The National Leaguers' victory in Game #1 snapped a 12-game winning streak owned by the Yankees in World Series action.

The Yankees went on to win each of the next three games, outscoring the Giants by a cumulative 25-7 count.

Staving off elimination, the Giants scored a 5-4, 10-inning victory in Game #5. Manager **Bill Terry**, playing in the next-to-last game of his playing career, drove in the game-winner with a sacrifice fly.

The American Leaguers finished off the Polo Grounds tenants in Game #6 as they pounded out 17 hits en route to their series-clinching 13-5 victory.

1936	Date	Site	W/L	Score	Winner	Loser	Save	Attendance
1	9/30	vs. New York-AL	W	6-1	<b>HUBBELL</b>	<b>RUFFING</b>		39,419
2	10/2	vs. New York-AL	L	4-18	<b>GOMEZ</b>	Schumacher		43,543
3	10/3	at New York-AL	L	1-2	Hadley	<b>FITZSIMMONS</b>		64,842
4	10/4	at New York-AL	L	2-5	<b>PEARSON</b>	Hubbell		66,669
5	10/5	at New York-AL	W	5-4 (10)	<b>SCHUMACHER</b>	Malone		50,024
6	10/6	vs. New York-AL	L	5-13	Gomez	Fitzsimmons		38,427

## 1937 — NEW YORK GIANTS vs. NEW YORK YANKEES

(Yankees win series, 4 games to 1)

The two New York teams squared off once again in the Fall Classic, but the Yankees' offensive firepower proved to be too much for the Giants as the American League entrants took home the title in a five-game series.

The Giants, who boasted two 20-game winners in **Carl Hubbell** and rookie **Cliff Melton**, only had one big bat to combat the Yankee arsenal. **Mel Ott** clubbed 31 home runs and drove in 95 runs.

However, that was no match for the Yankees' lineup that had five different 100-RBI men in **Lou Gehrig**, **Joe DiMaggio**, **Tony Lazzeri**, **Bill Dickey** and **George Selkirk**.

Hubbell was once again the Giants' Game #1 starter and was coasting along with a 1-0 lead into the bottom of the sixth. Then the Yankees

produced one of their vaunted big-run innings, posting a six-run frame. The American Leaguers went on to post the 8-1 victory.

It was much of the same in Games #2 and #3 as the Yankees posted 8-1 and 5-1 triumphs, respectively.

The Giants turned the tables in Game #4 as they plated six runs in the second inning, with the big blows coming from center fielder **Hank Leiber**. He opened the frame with a single and scored before capping off the rally with a two-run single. The National Leaguers had Hubbell on the hill and he shut down the Yankees on six hits for the 7-3 victory.

The Yankees captured their second straight title with a 4-2 win in the fifth contest.

1937	Date	Site	W/L	Score	Winner	Loser	Save	Attendance
1	10/6	at New York-AL	L	1-8	<b>GOMEZ</b>	Hubbell		60,573
2	10/7	at New York-AL	L	1-8	<b>RUFFING</b>	Melton		57,675
3	10/8	vs. New York-AL	L	1-5	Pearson	Schumacher		37,385
4	10/9	vs. New York-AL	W	7-3	<b>HUBBELL</b>	Hadley		44,293
5	10/10	vs. New York-AL	L	2-4	<b>GOMEZ</b>	Melton		38,216

## 1951 — NEW YORK GIANTS vs. NEW YORK YANKEES

(Yankees win series, 4 games to 2)

The 1951 World Series was overshadowed by an event that took place the day before it began — “The Shot Heard ‘Round the World.”

**Bobby Thomson's** three-run, ninth-inning homer off the Dodgers' **Ralph Branca** in the National League-deciding playoff game put an exclamation on one of the greatest stretch drives in the history of baseball.

Manager **Leo Durocher's** club trailed Brooklyn by 13-and-a-half games on Aug. 11. Then the Giants rattled off 16-straight victories and won 37 of their last 44 regular-season games to force a best-of-three playoff series with the Dodgers for the National League pennant.

The momentum seemed to carry over to the next day for the opener of the World Series as **Monte Irvin** stole home in the first inning to register the first swipe of home since the Yankees'

Bob Meusel did it in 1928. The Giants' left fielder finished the contest 4-for-5 and spearheaded a 5-1 victory.

Irvin would once again lead the National League's offense in Game #2, but his three hits weren't enough to overcome the Yankees in a 3-1 defeat.

Shortstop **Eddie Stanky** inspired a five-run, fifth-inning rally in Game #3 when he kicked the ball out of **Phil Rizzuto's** glove on a failed stolen base attempt and scrambled to third. The Giants would move on to a 6-2 triumph at the Polo Grounds.

Despite holding a two-games-to-one series lead, the Giants couldn't finish off the Yankees as the American Leaguers ran off three straight victories to claim the title.

1951	Date	Site	W/L	Score	Winner	Loser	Save	Attendance
1	10/4	at New York-AL	W	5-1	<b>KOSLO</b>	Reynolds		65,673
2	10/5	at New York-AL	L	1-3	<b>LOPAT</b>	Jansen		66,018
3	10/6	vs. New York-AL	W	6-2	Hearn	Raschi		52,035
4	10/8	vs. New York-AL	L	2-6	<b>REYNOLDS</b>	Maglie		49,010
5	10/9	vs. New York-AL	L	1-13	<b>LOPAT</b>	Jansen		47,530
6	10/10	at New York-AL	L	3-4	Raschi	Koslo		61,711

## 1954 — NEW YORK GIANTS vs. CLEVELAND INDIANS

(Giants win series, 4 games to 0)

**Willie Mays** got the National League champion Giants off to a great start in the 1954 World Series when he made perhaps the greatest defensive play in baseball history.

With New York and Cleveland tied 2-2 in the eighth inning of Game #1 at the Polo Grounds and two Indian runners on base, the Hall of Fame center fielder made an over-the-shoulder catch of a 460-foot smash off the bat of the Indians' **Vic Wertz**.

The Giants went on to win 5-2 when pinch-hitter **Dusty Rhodes** hit a three-run, 10th-inning home run off Indians' starter **Bob Lemon**. Ironically, the game-winning clout went only 260 feet.

The Giants would go on to sweep the Indians in four games to register their last World Championship in an upset over the highly-touted American League champs.

Rhodes, who hit .341 in part-time duty and as a pinch-hitter deluxe during the regular season, also delivered the game-winning hits in both Games #2 and #3. However, his services weren't needed in the fourth and final contest as New York jumped out to a 7-0 advantage and coasted to the 7-4 championship-clinching victory.

New York was the surprise National League champion. After finishing fifth in 1953, the Giants were led by Mays, who won the N.L. batting title with a .345 mark that included 41 home runs and 110 RBI. The center fielder had returned to the Giants after missing the 1953 campaign due to military service.

**Johnny Antonelli**, another newcomer who was acquired from Milwaukee in exchange for **Bobby Thomson** in the off-season, won 21 games to help New York to the N.L. flag.

1954	Date	Site	W/L	Score	Winner	Loser	Save	Attendance
1	9/29	at New York	W	5-2 (10)	Grissom	<b>LEMON</b>		52,751
2	9/30	at New York	W	3-1	<b>ANTONELLI</b>	Wynn		49,099
3	10/1	at Cleveland	W	6-2	Gomez	Garcia		71,555
4	10/2	at Cleveland	W	7-4	Liddle	Lemon		78,102

## 1962 — SAN FRANCISCO GIANTS vs. NEW YORK YANKEES

(Yankees win series, 4 games to 3)

A matter of inches was the difference between the Giants bringing a World Championship to San Francisco for the first time or losing to the New York Yankees in the Fall Classic for the fifth time.

With the Giants trailing 1-0 with two outs and runners on second and third in the bottom of the ninth inning of Game #7, San Francisco's clean-up hitter **Willie McCovey** stepped in to face **Ralph Terry**. The Giants' Hall of Famer lined a one-ball, one-strike pitch toward right field, but Yankees' second baseman **Bobby Richardson** moved slightly to his left and threw up his glove to register the final out and the Yankees' 20th World Series crown.

San Francisco captured the National League flag by posting a late-season rally to catch Los Angeles and force a three-game playoff, which the Giants won 2-1.

The Giants carried a 2-2 tie into the seventh inning of Game #1 at Candlestick Park until **Clete**

**Boyer** drilled a solo home run to spur the Yankees onto a 6-2 triumph.

**Jack Sanford** fired a three-hit shutout to even the Series at one-game apiece in San Francisco's 2-0 Game #2 victory. In a see-saw World Series, the Yankees would log a 3-2 Game #3 win before Giants' second baseman **Chuck Hiller** drilled a grand slam in the seventh inning of the fourth game to propel San Francisco to a 7-3 victory. It was the first bases-loaded clout by a National League player in World Series history.

Despite Sanford's 10-strikeout effort in seven-and-a-third innings, the Yankees posted a 5-3 win in Game #5.

As the Series moved back to San Francisco, there was a five-day delay due to a travel day and three rainouts. Once play resumed, **Billy Pierce** pitched a three-hitter and **Orlando Cepeda** posted three hits and two RBI to force a seventh game with a 5-2 Game #6 win.

1962	Date	Site	W/L	Score	Winner	Loser	Save	Attendance
1	10/4	at San Francisco	L	2-6	<b>FORD</b>	O'Dell		43,852
2	10/5	at San Francisco	W	2-0	<b>SANFORD</b>	Terry		43,910
3	10/7	at New York-AL	L	2-3	<b>STAFFORD</b>	Pierce		71,434
4	10/8	at New York-AL	W	7-3	Larsen	Coates		66,607
5	10/10	at New York-AL	L	3-5	<b>TERRY</b>	Sanford		63,165
6	10/15	at San Francisco	W	5-2	<b>PIERCE</b>	Ford		43,948
7	10/16	at San Francisco	L	0-1	<b>TERRY</b>	Sanford		43,948

## 1989 — SAN FRANCISCO GIANTS vs. OAKLAND ATHLETICS

(Athletics win series, 4 games to 0)

The Bay Bridge Series, which pitted the Giants against their local rival, the Oakland Athletics, will always be remembered more for the Loma Prieta earthquake than the four-game brooming by the American Leaguers.

That might be a good thing for the Giants, as they were outclassed in almost every phase of the game by the Athletics—as was evidenced by the 32-14 cumulative run total.

A's Game #1 starter **Dave Stewart** set the tone for this Fall Classic when he hurled a five-hit shutout at the Giants. He was backed by solo home runs from **Dave Parker** and **Walt Weiss** off San Francisco starter **Scott Garrelts**.

In much the same fashion, Oakland rolled to a 5-1 victory in Game #2 behind the pitching of **Mike Moore**.

Then it happened. Something that would make

this four-game Series sweep stand out in history. At 5:04 p.m. on Oct. 17, an earthquake with a 7.1-Richter scale reading rocked the Bay Area and the 60,000 fans at Candlestick Park. With reports of damage throughout the Bay Area, the ballpark was evacuated and the game was cancelled.

Finally, 10 days later, the Athletics picked up where they had left off, as they drilled five home runs on their way to a 13-7 rout in the rescheduled Game #3. The five-homer effort, two by **Dave Henderson** along with single clouts from **Jose Canseco**, **Carney Lansford** and **Tony Phillips**, tied a Series record set by the 1928 Yankees.

The A's never trailed in the series as **Rickey Henderson** opened Game #4 with a home run off Giants' starter **Don Robinson**. The Giants would close it to 8-6 in the seventh, but that was as close they would get in the 9-6 finale.

1989	Date	Site	W/L	Score	Winner	Loser	Save	Attendance
1	10/14	at Oakland	L	0-5	<b>STEWART</b>	Garrelts		49,385
2	10/15	at Oakland	L	1-5	Moore	Reuschel		49,388
3	10/27	at San Francisco	L	7-13	Stewart	Garrelts		62,083
4	10/28	at San Francisco	L	6-9	Moore	Robinson	Eckersley	62,032

## 2002 — SAN FRANCISCO GIANTS vs. ANAHEIM ANGELS

(Angels win series, 4 games to 3)

In the first World Series between two Wild Card teams, the Giants and Anaheim Angels lived up to the moniker, combining to set numerous offensive records in a memorable seven-game Fall Classic.

Anaheim emerged from the fireworks with its first World Championship in franchise history, while San Francisco was saddled with heartbreak after seeing a title slip away just five outs from the pinnacle.

The clubs split the first two contests in Anaheim, with **Barry Bonds** grabbing the spotlight in his first appearance on the World Series stage. San Francisco's left fielder clubbed a solo homer in his first at-bat to spark a 4-3 Giants win in Game #1, then connected for a mammoth ninth-inning shot in Game #2. Not to be outdone, the Angels' **Tim Salmon** homered twice as Anaheim won an 11-10 slugfest to even the series.

When the scene shifted north, the Angels seemed to take control with a convincing 10-4 win in Game #3. As they had all season, the Giants battled back in Game #4, rallying from a 3-0 deficit to earn a 4-3 victory on **David Bell's**

two-out, RBI-single in the eighth inning.

Game #5 belonged to San Francisco, as the home club delighted the 42,713 fans at AT&T Park with a 16-4 rout. **Jeff Kent** tied Giants World Series records with four runs, two homers and four RBI. **Rich Aurilia** drove in three runs to establish a franchise playoff mark with 17 RBI overall, and **J.T. Snow** had two of his series-high 11 hits.

The Giants were eight outs from their first World Series title since 1954, as **Shawon Dunston's** two-run homer, Bonds' record eighth post season clout (fourth of Series), and Kent's RBI-single propelled SF to a 5-0 lead in Game #6. But the ultimate prize was wrested away as **Scott Spezio's** three-run, seventh-inning homer and series MVP **Troy Glaus's** two-run, eighth-inning double highlighted Anaheim's rally to a 6-5 victory.

San Francisco scored first in Game #7, but ultimately could not overcome the pitching of **John Lackey** and the bat of **Garret Anderson**, who delivered the deciding three-run, third-inning double in Anaheim's 4-1 triumph.

2002	Date	Site	W/L	Score	Winner	Loser	Save	Attendance
1	10/19	at Anaheim	W	4-3	Schmidt	Washburn	Nen	44,603
2	10/20	at Anaheim	L	10-11	Fr. Rodriguez	Fe. Rodriguez	Percival	44,584
3	10/22	at San Francisco	L	4-10	Ra. Ortiz	Hernandez		42,707
4	10/23	at San Francisco	W	4-3	Worrell	Fr. Rodriguez	Nen	42,703
5	10/24	at San Francisco	W	16-4	Zerbe	Washburn		42,713
6	10/26	at Anaheim	L	5-6	Donnelly	Worrell	Percival	44,506
7	10/27	at Anaheim	L	1-4	Lackey	Hernandez	Percival	44,598



Kirk Rueter tossed 6.0 innings while allowing just 3 runs in SF's 4-3 win in Game 4 of the World Series, tying the set at two games apiece.

# Giants Franchise Post Season Records

## CAREER - POST SEASON

### INDIVIDUAL BATTING

HIGHEST BATTING AVERAGE (min. 50 ABs):	..... 426, Will Clark (1987, '89)
MOST GAMES:	.....28, Barry Bonds and J.T. Snow (1997, 2000, '02, '03)
MOST AT-BATS:	.....102, Frankie Frisch (1921, '22, '23, '24)
MOST RUNS:	.....23, Barry Bonds (1997, 2000, '02, '03)
MOST DOUBLES:	.....6, Rich Aurilia (1997, 2000, '02, '03), Barry Bonds (1997, 2000, '02, '03), George Burns (1913, '17, '21), Will Clark (1987, '89) and Buck Herzog (1911, '12, '13, '17)
MOST TRIPLES:	.....3, Frankie Frisch (1921, '22, '23, '24)
MOST HOME RUNS:	.....8, Barry Bonds (1997, 2000, '02)
MOST PINCH HOME RUNS:	.....1, Dusty Rhodes (1954), Harry Spilman (1987), Bill Bathe (1989) and J.T. Snow (1997, 2000, '02, '03)
MOST RBI:	.....19, Barry Bonds (1997, 2000, '02)
MOST BASES ON BALLS:	.....38, Barry Bonds (1997, 2000, '02, '03)
MOST STOLEN BASES:	.....5, Frankie Frisch (1921, '22, '23, '24) and Kenny Lofton (2002)
MOST PINCH HITS:	.....3, Dusty Rhodes (1954)

### INDIVIDUAL PITCHING

MOST GAMES:	.....19, Felix Rodriguez (2000, '02, '03)
MOST GAMES STARTED:	.....11 Christy Mathewson (1905, '11, '12, '13)
MOST WINS:	.....5, Christy Mathewson (1905, '11, '12, '13)
MOST LOSSES:	.....5, Christy Mathewson (1905, '11, '12, '13)
HIGHEST WINNING PCT. (min. 4 dec):	......800 (4-1), Tim Lincecum (2010)
LOWEST ERA (min. 20.0ip):	.....0.97 Christy Mathewson (1905, '11, '12, '13)*
MOST COMPLETE GAMES:	.....10 Christy Mathewson (1905, '11, '12, '13)*
MOST SHUTOUTS:	.....4 Christy Mathewson (1905, '11, '12, '13)*
MOST SAVED:	.....7, Robb Nen (2000, '02)
MOST INNINGS PITCHED:	.....101.2 Christy Mathewson (1905, '11, '12, '13)
MOST STRIKEOUTS:	.....48 Christy Mathewson (1905, '11, '12, '13)

## SINGLE POST SEASON - ALL SERIES

### INDIVIDUAL BATTING

HIGHEST BATTING AVERAGE (min. 15 ABs):	.....529, Edgaro Alfonzo (2003)
MOST GAMES:	.....17 (7 players), last: 2002
MOST AT-BATS:	.....72, Kenny Lofton (2002)
MOST RUNS:	.....18, Barry Bonds (2002)
MOST HITS:	.....22, J.T. Snow (2002)
MOST DOUBLES:	.....5, Cody Ross (2010) last: Rich Aurilia and J.T. Snow (both 2002)
MOST TRIPLES:	.....1 (34 players), last: Barry Bonds, Kenny Lofton and J.T. Snow (all 2002)
MOST HOME RUNS:	.....8, Barry Bonds (2002)**
MOST PINCH HOME RUNS:	.....1 (4 players), last: J.T. Snow (2000)
MOST RBI:	.....17, Rich Aurilia (2002)
MOST BASES ON BALLS:	.....27, Barry Bonds (2002)*
MOST STOLEN BASES:	.....5, Kenny Lofton (2002)
MOST PINCH HITS:	.....3, Dusty Rhodes (1954)

## INDIVIDUAL PITCHING

MOST GAMES:	.....13, Felix Rodriguez and Tim Worrell (2002)
MOST GAMES STARTED:	.....5 (2x), last: Tim Lincecum (2010)
MOST WINS:	.....4, Tim Lincecum (2010)
MOST LOSSES:	.....2 (14 pitchers), last: Jonathan Sanchez (2010)
HIGHEST WINNING PCT. (min. 2 decisions):	.....1.000 (7 pitchers), last: Madison Bumgarner and Matt Cain (2-0, 2010)
LOWEST ERA (min. 15ip):	.....0.00 (4 pitchers), last: Matt Cain (2010)
MOST COMPLETE GAMES:	.....3 (3 pitchers), last: Art Nehf (1921)
MOST SHUTOUTS:	.....3, Christy Mathewson (1905)*
MOST SAVED:	.....7, Robb Nen (2002)**
MOST INNINGS PITCHED:	.....37.0, Tim Lincecum (2010)
MOST STRIKEOUTS:	.....43, Tim Lincecum (2010)

## SINGLE GAME - ALL POST SEASON GAMES

### INDIVIDUAL BATTING

MOST AT-BATS:	.....6 (13 times), last: Marquis Grissom at FLA, 2003 LDS (Gm. 3)
MOST RUNS:	.....4 (twice), last: Jeff Kent vs. ANA, 2002 WS (Gm. 5)
MOST HITS:	.....4 (13 times), last: Freddy Sanchez vs. TEX, 2010 WS (Gm. 2)
MOST DOUBLES:	.....3 (2 times), last: Freddy Sanchez vs. TEX, 2010 WS (Gm. 2)
MOST TRIPLES:	.....1 (32 times), last: Pedro Feliz vs. FLA, 2003 LDS (Gm. 2)
MOST HOME RUNS:	.....2 (5 times), last: Jeff Kent vs. ANA, 2002 WS (Gm. 5)
MOST RBI:	.....6, Will Clark at CHC, 1989 LCS (Gm. 1)
MOST BASES ON BALLS:	.....4, Ross Youngs vs. WSH, 1924 WS (Gm. 7)
MOST STOLEN BASES:	.....2 (4 times), last: Kenny Lofton at ANA, 2002 WS (Gm. 6)

### INDIVIDUAL PITCHING

MOST INNINGS, STARTER:	.....12.0, Art Nehf at WSH, 1924 WS (Gm. 1)
MOST INNINGS, RELIEVER:	.....8.1, Jesse Barnes at NYY, 1921 WS (Gm. 6)
MOST STRIKEOUTS:	.....14, Tim Lincecum vs. ATL, 2010 LDS (Gm. 1)
MOST INNINGS, STARTER:	.....12.0, Art Nehf at WSH, 1924 WS (Gm. 1)
MOST WALKS:	.....8, Jim Heam vs. NYY, 1951 WS (Gm. 3)
FEWEST HITS ALLOWED, CG:	.....2 (2 times), last: Tim Lincecum vs. ATL, 2010 LDS (Gm. 1)

## CAREER - NATIONAL LEAGUE DIVISION SERIES

### INDIVIDUAL BATTING

HIGHEST BATTING AVERAGE (min. 25 ABs):	.....314, J.T. Snow (1997, 2000, '02, '03)
MOST GAMES:	.....16, Barry Bonds and J.T. Snow (1997, 2000, '02, '03)
MOST AT-BATS:	.....55, Barry Bonds (1997, 2000, '02, '03)
MOST RUNS:	.....10, Barry Bonds (1997, 2000, '02, '03)
MOST HITS:	.....16, J.T. Snow (1997, 2000, '02, '03)
MOST DOUBLES:	.....4, Barry Bonds (1997, 2000, '02, '03) and Edgaro Alfonzo (2003)
MOST TRIPLES:	.....1, Barry Bonds (1997, 2000, '02)
MOST HOME RUNS:	.....3, Barry Bonds (1997, 2000, '02)
MOST PINCH HOME RUNS:	.....1, J.T. Snow (1997, 2000, '02, '03)
MOST RBI:	.....9, Barry Bonds and J.T. Snow (1997, 2000, '02, '03)
MOST BASES ON BALLS:	.....15, Barry Bonds (1997, 2000, '02, '03)
MOST STOLEN BASES:	.....3, Barry Bonds (1997, 2000, '02, '02)
MOST PINCH HITS:	.....1, (5 players), last: Mike Fontenot and Travis Ishikawa (both 2010)

\*Major League record;

\*\*tied for Major League record

**INDIVIDUAL PITCHING**

**MOST GAMES:** ..... 9, Felix Rodriguez (2000, '02, '03)  
**MOST GAMES STARTED:** ..... 3 (2 times),  
 last: Kirk Rueter (1997, 2000, '02, '03)  
**MOST WINS:** ..... 2, Livan Hernandez (2000, '02)  
 and Russ Ortiz (2002)  
**MOST LOSSES:** ..... 2, Felix Rodriguez (2000, '02, '03)  
**HIGHEST WINNING PCT (min. 2 decisions):** ..... 1.000,  
 Livan Hernandez (2000, '02, '03) and Russ Ortiz (2000, '02)  
**LOWEST ERA (min. 7.0ip):** ..... 2.04, Russ Ortiz (2000, '02)  
**MOST COMPLETE GAMES:** ..... 1, (2 pitchers):  
 Jason Schmidt (2002, '03) and Tim Lincecum (2010)  
**MOST SHUTOUTS:** ..... 1, Tim Lincecum (2010)  
**MOST SAVES:** ..... 2, (2 pitchers), Robb Nen (2000, '02) and  
 Brian Wilson (2010)  
**MOST INNINGS PITCHED:** ..... 19.1,  
 Kirk Rueter (1997, 2000, '02, '03)  
**MOST STRIKEOUTS:** ..... 14, Tim Lincecum (2010)

**SINGLE SERIES - NATIONAL LEAGUE  
DIVISION SERIES****INDIVIDUAL BATTING**

**HIGHEST BATTING AVERAGE (min. 15 ABs):** ..... 529,  
 Edgardo Alfonzo (2003)  
**MOST GAMES:** ..... 5 (8 players), last: 2002  
**MOST AT-BATS:** ..... 21,  
 Rich Aurilia (2002) and Benito Santiago (2002)  
**MOST RUNS:** ..... 5, Barry Bonds and Kenny Lofton (2002)  
**MOST HITS:** ..... 9, Edgardo Alfonzo (2003)  
**MOST DOUBLES:** ..... 4, Edgardo Alfonzo (2003)  
**MOST TRIPLES:** ..... 1 (3 players), last: Mike Fontenot (2010)  
**MOST HOME RUNS:** ..... 3, Barry Bonds (2002)  
**MOST PINCH HOME RUNS:** ..... 1, J.T. Snow (2000)\*\*  
**MOST RBI:** ..... 7, Rich Aurilia (2002)  
**MOST BASES ON BALLS:** ..... 4 (3 players),  
 last: Barry Bonds (2002)  
**MOST BASES ON BALLS:** ..... 8, Barry Bonds (2003)  
**MOST PINCH HITS:** ..... 2, Pedro Feliz (2003)  
**MOST STOLEN BASES:** ..... 1 (8 Players),  
 last: Buster Posey (2010) and Andres Torres (2010)

**INDIVIDUAL PITCHING**

**MOST GAMES:** ..... 4, Robb Nen (2002)  
**MOST GAMES STARTED:** ..... 2, Russ Ortiz (2002)\*\*  
**MOST WINS:** ..... 2, Russ Ortiz (2002)\*\*  
**MOST LOSSES:** ..... 1 (12 pitchers), last: Ramon Ramirez (2010)  
**HIGHEST WINNING PCT:** ..... 1.000 (7 pitchers),  
 last: Madison Bumgarner (1-0), Matt Cain (1-0),  
 Tim Lincecum (1-0) (all in 2010)  
**LOWEST ERA (min. 10ip):** ..... 2.19, Russ Ortiz (2002)  
**MOST COMPLETE GAMES:** ..... 1, Tim Lincecum (2010)  
**MOST SHUTOUTS:** ..... 1, Tim Lincecum (2010)  
**MOST SAVES:** ..... 2 (2 pitchers), Robb Nen (2002) and  
 Brian Wilson (2010)  
**MOST INNINGS PITCHED:** ..... 12.1, Russ Ortiz (2002)  
**MOST STRIKEOUTS:** ..... 14, Tim Lincecum (2010)

**SINGLE GAME - NATIONAL LEAGUE  
DIVISION SERIES****INDIVIDUAL BATTING**

**MOST AT-BATS:** ..... 6 (3 times), last: Marvin Benard,  
 Jeff Kent and Bill Mueller at NYM, 2000 (Gm. 3)  
**MOST RUNS:** ..... 3 (twice),  
 last: Rich Aurilia and Kenny Lofton vs. ATL, 2002 (Gm. 4)  
**MOST HITS:** ..... 4 (2 times),  
 last: Edgardo Alfonzo at FLA, 2003 (Gm. 3)  
**MOST DOUBLES:** ..... 1 (29 times),  
 last: Pat Burrell vs. ATL, 2010 (Gm. 2)  
**MOST TRIPLES:** ..... 1 (3 times),  
 last: Mike Fontenot at ATL, 2010 (Gm. 3)  
**MOST HOME RUNS:** ..... 2, Jeff Kent vs. FLA, 1997 (Gm. 3)  
**MOST RBI:** ..... 4, Rich Aurilia vs. ATL, 2002 (Gm. 4)  
**MOST BASES ON BALLS:** ..... 3, Barry Bonds vs. FLA, 2003 (Gm. 1)

**MOST STOLEN BASES:** ..... 1 (9 times),  
 last: Andres Torres at ATL, 2010 (Gm. 3)

**INDIVIDUAL PITCHING**

**MOST INNINGS, STARTER:** ..... 9.0 (2 times),  
 last: Tim Lincecum vs. ATL, 2010 (Gm. 1)  
**MOST INNINGS, RELIEVER:** ..... 4.1, Kirk Rueter vs. NYM,  
 2000 (Gm. 2)  
**MOST STRIKEOUTS:** ..... 14, Tim Lincecum vs. ATL, 2010 (Gm. 1)  
**MOST WALKS:** ..... 5, Livan Hernandez vs. NYM, 2000 (Gm. 1)  
**FEWEST HITS ALLOWED, CG:** ..... 2, Tim Lincecum vs.  
 ATL, 2010 (Gm. 1)

**CAREER - NATIONAL LEAGUE  
CHAMPIONSHIP SERIES****INDIVIDUAL BATTING**

**HIGHEST BATTING AVERAGE (min. 25 ABs):** ..... 489,  
 Will Clark (1987, '89)\*  
**MOST GAMES:** ..... 12, Will Clark, Kevin Mitchell,  
 Robby Thompson and Jose Uribe (all 1987, '89)  
**MOST AT-BATS:** ..... 47, Kevin Mitchell (1987, '89)  
**MOST RUNS:** ..... 11, Will Clark (1987, '89)  
**MOST HITS:** ..... 22, Will Clark (1987, '89)  
**MOST DOUBLES:** ..... 5, Will Clark (1987, '89)  
**MOST TRIPLES:** ..... 1 (5 players)  
**MOST HOME RUNS:** ..... 4, Jeffrey Leonard (1987)  
**MOST PINCH HOME RUNS:** ..... 1, Harry Spilman (1987)\*\*  
**MOST RBI:** ..... 11, Will Clark (1987, '89)  
**MOST BASES ON BALLS:** ..... 10, Barry Bonds (2002)  
**MOST STOLEN BASES:** ..... 2, Robby Thompson (1987, '89)  
 and Jose Uribe (1987, '89)  
**MOST PINCH HITS:** ..... 1 (5 players),  
 last: Mike Fontenot and Travis Ishikawa (both 2010)

**INDIVIDUAL PITCHING**

**MOST GAMES:** ..... 5, Craig Lefferts (1987, '89)  
**MOST GAMES STARTED:** ..... 4, Rich Reuschel (1987, '89)  
**MOST WINS:** ..... 2, Tim Worrell (2002)  
**MOST LOSSES:** ..... 2, Rich Reuschel (1987, '89)  
**HIGHEST WINNING PCT:** ..... 1.000 (2-0), Tim Worrell (2002)  
**LOWEST ERA (min. 10.0ip):** ..... 0.60, Dave Dravecky (1987)  
**MOST COMPLETE GAMES:** ..... 1, 4 pitchers  
**MOST SHUTOUTS:** ..... 1, Dave Dravecky (1987)\*\*  
**MOST SAVES:** ..... 3 (3 pitchers), last: Brian Wilson (2010)  
**MOST INNINGS PITCHED:** ..... 18.2, Rick Reuschel (1987, '89)  
**MOST STRIKEOUTS:** ..... 16, Tim Lincecum (2010)

**SINGLE SERIES - NATIONAL LEAGUE  
CHAMPIONSHIP SERIES****INDIVIDUAL BATTING**

**HIGHEST BATTING AVERAGE (min. 10ABs):** ..... .650,  
 Will Clark (1989)  
**MOST GAMES:** ..... 7 (5 players), last: 1987  
**MOST AT-BATS:** ..... 30, Kevin Mitchell (1987)  
**MOST RUNS:** ..... 8, Will Clark (1989)  
**MOST HITS:** ..... 13, Will Clark (1989)  
**MOST DOUBLES:** ..... 3 (2 players); last: Cody Ross (2010)  
**MOST TRIPLES:** ..... 1 (5 players),  
 last: Barry Bonds and J.T. Snow (2002)  
**MOST HOME RUNS:** ..... 4, Jeffrey Leonard (1987)\*\*  
**MOST PINCH HOME RUNS:** ..... 1, Harry Spilman (1987)\*\*  
**MOST RBI:** ..... 9, Matt Williams (1989)  
**MOST BASES ON BALLS:** ..... 10, Barry Bonds (2002)\*\*  
**MOST STOLEN BASES:** ..... 2, Robby Thompson (1987)  
**MOST PINCH HITS:** ..... 1 (5 players):  
 last: Mike Fontenot and Travis Ishikawa (both 2010)

**INDIVIDUAL PITCHING**

**MOST GAMES:** ..... 5, Javier Lopez (2010)  
**MOST GAMES STARTED:** ..... 2, (9 times),  
 last: Tim Lincecum (2010)  
**MOST WINS:** ..... 2, Tim Worrell (2002)  
**MOST LOSSES:** ..... 1, (11 times)  
**HIGHEST WINNING PCT. (min. 10ip):** ..... 1.000,  
 last: Scott Garrelts (1-0, 1989), Kirk Rueter (1-0, 2002)

LOWEST ERA (min. 10ip): .....0.60, Dave Dravecky (1987)  
 MOST COMPLETE GAMES:..... 1 (4 pitchers),  
     last: Dave Dravecky and Mike Krukow (1987)  
 MOST SHUTOUTS:.....1, Dave Dravecky (1987)\*\*  
 MOST SAVED: ..... 3 (3 pitchers), Steve Bedrosian (1989),  
     Robb Nen (2002), Brian Wilson (2010)  
 MOST INNINGS PITCHED: .....15.0, Dave Dravecky (1987)  
 MOST STRIKEOUTS: ..... 16, Tim Lincecum (2010)

## SINGLE GAME - NATIONAL LEAGUE CHAMPIONSHIP SERIES

### INDIVIDUAL BATTING

MOST AT-BATS: ..... 5 (20 times),  
     last: Andres Torres vs. PHI, 2010 (Gm. 5)  
 MOST RUNS:.....4, Will Clark at CHC, 1989 (Gm. 1)  
 MOST HITS:.....4, Will Clark at CHC, 1989 (Gm. 1)  
     and Buster Posey vs. PHI, 2010 (Gm. 4)  
 MOST DOUBLES: ..... 2, Will Clark vs. CHC, 1989 (Gm. 4) and  
     Buster Posey vs. PHI, 2010 (Gm. 4)  
 MOST TRIPLES: ..... 1 (5 times),  
     last: J.T. Snow at STL, 2002 (Gm. 2)  
 MOST HOME RUNS: ..... 2 (3 times),  
     last: Cody Ross at PHI, 2010 (Gm. 1)  
 MOST RBI:.....6, Will Clark at CHC, 1989 (Gm. 1)  
 MOST BASES ON BALLS:..... 3 (3 times),  
     last: Barry Bonds vs. STL, 2002 (Gm. 3)  
 MOST STOLEN BASES: ..... 1 (11 times),  
     last: Mike Fontenot at PHI, 2010 (Gm. 1)

### INDIVIDUAL PITCHING

MOST INNINGS, STARTER:..... 9.0 (3 times),  
     last: Mike Krukow vs. STL, 1987 (Gm. 4)  
 MOST INNINGS, RELIEVER: .....5.0, Joe Price vs. STL,  
     1987 (Gm. 5)  
 MOST STRIKEOUTS: ..... 8 (3 times),  
     last: Tim Lincecum at PHI, 2010 (Gm. 1)  
 MOST WALKS:.....5, Kelly Downs at CHC, 1989 (Gm. 2)  
 FEWEST HITS ALLOWED, CG:..... 2, Dave Dravecky at STL,  
     1987 (Gm. 2)

## CAREER - WORLD SERIES

### INDIVIDUAL BATTING

HIGHEST BATTING AVERAGE (min. 25 ABs): .....415,  
     Alvin Dark (1951, '54)  
 MOST GAMES: .....26, Frankie Frisch, George Kelly and  
     Ross Youngs (all 1921, '22, '23, '24)  
 MOST AT-BATS:.....102, Frankie Frisch (1921, '22, '23, '24)  
 MOST RUNS:.....11, Buck Herzog (1911, '12, '13, '17),  
     Frankie Frisch and George Kelly (both 1921, '22, '23, '24)  
 MOST HITS:.....37, Frankie Frisch (1921, '22, '23, '24)  
 MOST DOUBLES:..... 6, Buck Herzog (1911, '12, '13, '17) and  
     George Burns (1913, '17, '21)  
 MOST TRIPLES: ..... 3, Frankie Frisch (1921, '22, '23, '24)  
 MOST HOME RUNS: .....4,  
     Mel Ott (1933, '36, '37) and Barry Bonds (2002)  
 MOST PINCH HOME RUNS: .....1,  
     Dusty Rhodes (1954) and Bill Bathe (1989)  
 MOST RBI: .....17, Irish Meusel (1921, '22, '23, '24)  
 MOST BASES ON BALLS: .....17,  
     Ross Youngs (1921, '22, '23, '24)  
 MOST STOLEN BASES:.....5, Frankie Frisch (1921, '22, '23, '24)  
 MOST PINCH HITS: ..... 3, Dusty Rhodes (1954)

### INDIVIDUAL PITCHING

MOST GAMES: .....11, Christy Mathewson (1905, '11, '12, '13)  
 MOST GAMES STARTED: .....11,  
     Christy Mathewson (1905, '11, '12, '13)  
 MOST WINS:.....5, Christy Mathewson (1905, '11, '12, '13)  
 MOST LOSSES:.....5, Christy Mathewson (1905, '11, '12, '13)  
 HIGHEST WINNING PCT. (min. 2 decisions): .....1.000 (3 times, 2-0),  
     Jesse Barnes (1921, '22), Tim Lincecum (2010)  
     and Rosy Ryan (1922, '23, '24)  
 LOWEST ERA (min. 15ip): .....0.00, Joe McGinnity (1905)  
 MOST COMPLETE GAMES:.....10,  
     Christy Mathewson (1905, '11, '12, '13)\*

MOST SHUTOUTS:.....4, Christy Mathewson (1905, '11, '12, '13)\*  
 MOST SAVED: ..... 2, Robb Nen (2002)  
 MOST INNINGS PITCHED: .....101.2,  
     Christy Mathewson (1905, '11, '12, '13)  
 MOST STRIKEOUTS: .....48,  
     Christy Mathewson (1905, '11, '12, '13)

## SINGLE SERIES - WORLD SERIES

### INDIVIDUAL BATTING

HIGHEST BATTING AVERAGE (min. 15 ABs): .....500,  
     Dave Robertson (1917)  
 MOST GAMES: ..... 8 (14 players),  
     last: 1921  
 MOST AT-BATS: .....33 (5 players),  
     last: Dave Bancroft and George Burns (1921)  
 MOST RUNS: ..... 8, Barry Bonds (2002)  
 MOST HITS: .....12, Buck Herzog (1912)  
 MOST DOUBLES: .....4, (5 players), last: Andres Torres, 2010  
 MOST TRIPLES: .....1, (26 players), last: Aaron Rowand, 2010  
 MOST HOME RUNS: .....4, Barry Bonds (2002)  
 MOST PINCH HOME RUNS: ..... 1 (2 times),  
     Dusty Rhodes (1954), Bill Bathe (1989)  
 MOST RBI: .....7 (4 players), last: Jeff Kent (2002)  
 MOST BASES ON BALLS: .....13, Barry Bonds (2002)\*  
 MOST STOLEN BASES: .....4, Josh Devore (1912)  
 MOST PINCH HITS: ..... 3, Dusty Rhodes (1954)

### INDIVIDUAL PITCHING

MOST GAMES: .....6, Felix Rodriguez and Tim Worrell (2002)  
 MOST GAMES STARTED: ..... 3 (7 pitchers),  
     last: Jack Sanford (1962)  
 MOST WINS:.....3, Christy Mathewson (1905)\*\*  
 MOST LOSSES: .....2 (12 pitchers),  
     last: Livan Hernandez (2002)  
 HIGHEST WINNING PCT. (min. 2 decisions): .....1.000  
     (10 pitchers), last: Tim Lincecum (2-0), 2010  
 LOWEST ERA (min. 10.0ip): .....0.00 (4 times),  
     last: Carl Hubbell (1933)  
 MOST COMPLETE GAMES: ..... 3 (3 players),  
     last: Art Nehf (1921)  
 MOST SHUTOUTS: ..... 3, Christy Mathewson (1905)\*  
 MOST SAVED: ..... 2, Robb Nen (2002)  
 MOST INNINGS PITCHED: .....28.2, Christy Mathewson (1912)  
 MOST STRIKEOUTS: .....19, Jack Sanford (1962)

## SINGLE GAME - WORLD SERIES

### INDIVIDUAL BATTING

MOST AT-BATS: ..... 6 (9 times),  
     last: Kenny Lofton and Rich Aurilia vs. ANA, 2002 (Gm. 5)  
 MOST RUNS: ..... 4, Jeff Kent vs. ANA, 2002 (Gm. 5)  
 MOST HITS: .....4 (9 times), last:  
     Freddy Sanchez vs. TEX, 2010 (Gm. 1)  
 MOST DOUBLES: ..... 3 (2 times),  
     last: Freddy Sanchez vs. TEX, 2010 (Gm. 1)  
 MOST TRIPLES: ..... 1 (26 times), last: Aaron Rowand vs.  
     TEX, 2010 (Gm. 2)  
 MOST HOME RUNS: .....2 (twice),  
     last: Jeff Kent vs. ANA, 2002 (Gm. 5)  
 MOST RBI: .....4 (4 times), last: Jeff Kent vs. ANA, 2002 (Gm. 5)  
 MOST BASES ON BALLS: .....4, Ross Youngs vs. WAS,  
     1924 WS (Gm. 7)  
 MOST STOLEN BASES: ..... 2 (4 times),  
     last: Kenny Lofton at ANA, 2002 (Gm. 6)

### INDIVIDUAL PITCHING

MOST INNINGS, STARTER: .....12.0, Art Nehf at WAS,  
     1924 (Gm. 1)  
 MOST INNINGS, RELIEVER: ..... 8.1, Jesse Barnes at NYY,  
     1921 (Gm. 6)  
 MOST STRIKEOUTS: .....10 (5 times),  
     last: Tim Lincecum, at TEX, 2010 (Gm. 5)  
 MOST WALKS: .....8, Jim Hearn vs. NYY, 1951 (Gm. 3)  
 FEWEST HITS ALLOWED, CG: ..... 3 (3 times),  
     last: Billy Pierce vs. NYY, 1962 (Gm. 6)

**SINGLE POST SEASON - ALL SERIES****TEAM BATTING**

HIGHEST BATTING AVERAGE:	.....309, 1922
MOST GAMES:	.....17, 2002
MOST AT-BATS:	.....559, 2002
MOST RUNS:	.....91, 2002
MOST HITS:	.....146, 2002
MOST DOUBLES:	.....24, 2010
MOST TRIPLES:	.....4, 1912, 1917 and 1921
MOST HOME RUNS:	.....27, 2002*
MOST RBI:	.....89, 2002
MOST BASES ON BALLS:	.....69, 2002
MOST STOLEN BASES:	.....12, 1912

**TEAM PITCHING**

MOST GAMES:	.....17, 2002
MOST WINS:	.....11, 2010
MOST LOSSES:	.....7, 2002
HIGHEST WINNING PCT.:	.....1.000, 1922 and 1954 (4-0)**
LOWEST ERA:	.....0.00, 1905*
MOST COMPLETE GAMES:	.....6, 1912
MOST SHUTOUTS:	.....4, 1905 and 2010**
MOST SAVED:	.....7, 2002**
MOST INNINGS PITCHED:	.....149.0, 2002
MOST STRIKEOUTS:	.....133, 2010

**SINGLE GAME - ALL POST SEASON GAMES****TEAM BATTING**

MOST AT-BATS:	.....49, at NYM, 2000 LDS (Gm. 3)
MOST RUNS:	.....16, vs. ANA, 2002 WS (Gm. 5)
MOST HITS:	.....20, vs. NYY, 1921 WS (Gm. 3)
MOST DOUBLES:	.....6, vs. TEX, 2010 (Gm. 1)
MOST TRIPLES:	.....3, at BOS, 1912 WS (Gm. 2)
MOST HOME RUNS:	.....4, at ANA, 2002 WS (Gm. 2)
MOST RBI:	.....15, vs. ANA, 2002 WS (Gm. 5)
MOST BASES ON BALLS:	.....8 (twice), last: at FLA, 2003 LDS (Gm. 3)
MOST STOLEN BASES:	.....5, at PHI, 1905 WS (Gm. 3)

**TEAM PITCHING**

MOST INNINGS:	.....12.1, at NYM, 2000 LDS (Gm. 3)
MOST STRIKEOUTS:	.....14, vs. ATL, 2010 LDS (Gm. 1)
MOST WALKS:	.....9 (twice), last: vs. NYY, 1936 WS (Gm. 2)
FEWEST HITS ALLOWED:	.....2 (twice), last: vs. ATL, 2010 LDS (Gm. 1)
MOST HITS ALLOWED:	.....17 (twice), last: vs. NYY, 1936 WS (Gm. 6)

**SINGLE SERIES - NATIONAL LEAGUE****DIVISION SERIES****TEAM BATTING**

HIGHEST BATTING AVERAGE:	.....247, 2002
MOST GAMES:	.....5, 2002**
MOST AT-BATS:	.....166, 2002
MOST RUNS:	.....24, 2002
MOST HITS:	.....41, 2002
MOST DOUBLES:	.....9, 2002
MOST TRIPLES:	.....1, 2000, 2003 and 2010
MOST HOME RUNS:	.....6, 2002
MOST RBI:	.....24, 2002
MOST BASES ON BALLS:	.....20, 2003
MOST STOLEN BASES:	.....2, 1997, 2000 and 2010

**TEAM PITCHING**

MOST GAMES:	.....5, 2002**
MOST WINS:	.....3, 2002 and 2010**
MOST LOSSES:	.....3, 1997, 2000 and 2003**

HIGHEST WINNING PCT.:	......750, 2010 (3-1)
LOWEST ERA:	.....1.66, 2010
MOST COMPLETE GAMES:	.....1, 2003 and 2010
MOST SHUTOUTS:	.....1, 2003 and 2010
MOST SAVED:	.....2, 2002 and 2010
MOST INNINGS PITCHED:	.....44.0, 2002
MOST STRIKEOUTS:	.....46, 2010

**SINGLE GAME - NATIONAL LEAGUE****DIVISION SERIES****TEAM BATTING**

MOST AT-BATS:	.....49, at NYM, 2000 (Gm. 3)
MOST RUNS:	.....8 (twice), last: vs. ATL, 2002 (Gm. 4)
MOST HITS:	.....12 (twice), last: at FLA, 2003 (Gm. 3)
MOST DOUBLES:	.....4, at ATL, 2002 (Gm. 1)
MOST TRIPLES:	.....1 (3 times), last: at ATL, 2010 (Gm. 3)
MOST HOME RUNS:	.....3, at ATL, 2002 (Gm. 2)
MOST RBI:	.....8 (twice), last: vs. ATL, 2002 (Gm. 4)
MOST BASES ON BALLS:	.....8, at FLA, 2003 (Gm. 3)
MOST STOLEN BASES:	.....2, at FLA, 1997 (Gm. 2)

**TEAM PITCHING**

MOST INNINGS:	.....12.1, at NYM, 2000 (Gm. 3)
MOST STRIKEOUTS:	.....14, vs. ATL, 2010 (Gm. 1)
MOST WALKS:	.....8, at FLA, 1997 (Gm. 2)
FEWEST HITS ALLOWED:	.....2, vs. ATL, 2010 (Gm. 1)
MOST HITS ALLOWED:	.....14, vs. FLA, 2003 (Gm. 2)

**SINGLE SERIES - NATIONAL LEAGUE****CHAMPIONSHIP SERIES****TEAM BATTING**

HIGHEST BATTING AVERAGE:	.....267, 1989
MOST GAMES:	.....7, 1987**
MOST AT-BATS:	.....226, 1987
MOST RUNS:	.....30, 1989
MOST HITS:	.....54, 1987
MOST DOUBLES:	.....10, 2010
MOST TRIPLES:	.....2, 1989 and 2002
MOST HOME RUNS:	.....9, 1987
MOST RBI:	.....29, 1989
MOST BASES ON BALLS:	.....21, 2002
MOST STOLEN BASES:	.....5, 1987

**TEAM PITCHING**

MOST GAMES:	.....7, 1989**
MOST WINS:	.....4, 1989, 2002 and 2010**
MOST LOSSES:	.....4, 1987
HIGHEST WINNING PCT.:	......800, 1989 and 2002 (both 4-1)
LOWEST ERA:	.....3.06, 2010
MOST COMPLETE GAMES:	.....2, 1971 and 1987
MOST SHUTOUTS:	.....1, 1987 and 2010
MOST SAVED:	.....3, 1989, 2002 and 2010
MOST INNINGS PITCHED:	.....60.0, 1987
MOST STRIKEOUTS:	.....56, 2010

\*Major League record;  
\*\*tied for Major League record

**SINGLE GAME - NATIONAL LEAGUE  
CHAMPIONSHIP SERIES****TEAM BATTING**

MOST AT-BATS:	39, at CHC, 1989 (Gm. 1)
MOST RUNS:	11, at CHC, 1989 (Gm. 1)
MOST HITS:	13 (twice), last: at PHI, 2010 (Gm. 6)
MOST DOUBLES:	4, vs. PHI, 2010 (Gm. 4)
MOST TRIPLES:	1 (5 times), last: at STL, 2002 (Gm. 2)
MOST HOME RUNS:	3 (4 times), last: at STL, 2002 (Gm. 1)
MOST RBI:	11, at CHC, 1989 (Gm. 1)
MOST BASES ON BALLS:	7, vs. PIT, 1971 (Gm. 2)
MOST STOLEN BASES:	3, vs. STL, 1987 (Gm. 5)

**TEAM PITCHING**

MOST INNINGS:	9, (20 times), last: at PHI, 2010 (Gm. 6)
MOST STRIKEOUTS:	13 (twice), last: at PHI, 2010 (Gm. 1)
MOST WALKS:	8, at CHI, 1989 (Gm. 2)
FEWEST HITS ALLOWED:	2, at STL, 1987 (Gm. 2)
MOST HITS ALLOWED:	15, vs. PIT, 1971 (Gm. 2)

**SINGLE SERIES - WORLD SERIES****TEAM BATTING**

HIGHEST BATTING AVERAGE:	309, 1922
MOST GAMES:	8, 1912 and 1921**
MOST AT-BATS:	274, 1912
MOST RUNS:	44, 2002
MOST HITS:	74, 1912
MOST DOUBLES:	14, 1912
MOST TRIPLES:	4, 1912, 1917 and 1921
MOST HOME RUNS:	14, 2002*
MOST RBI:	42, 2002
MOST BASES ON BALLS:	30, 2002
MOST STOLEN BASES:	12, 1912

**TEAM PITCHING**

MOST GAMES:	8, 1912 and 1921**
MOST WINS:	5, 1921**
MOST LOSSES:	4 (12 times), last: 2002
HIGHEST WINNING PCT.:	1.000, 1922 and 1954
LOWEST ERA:	0.00, 1905*
MOST COMPLETE GAMES:	6, 1912
MOST SHUTOUTS:	4, 1905*
MOST SAVES:	2, 2002
MOST INNINGS PITCHED:	73.2, 1912

MOST STRIKEOUTS:.....44, 1921

**SINGLE GAME - WORLD SERIES****TEAM BATTING**

MOST AT-BATS:	45, at WAS, 1924 (Gm. 7)
MOST RUNS:	16, vs. ANA, 2002 (Gm. 5)
MOST HITS:	20, vs. NYY, 1921 (Gm. 3)
MOST DOUBLES:	6, vs. TEX, 2010 (Gm. 1)
MOST TRIPLES:	3, at BOS, 1912 (Gm. 2)
MOST HOME RUNS:	4, at ANA, 2002 (Gm. 2)
MOST RBI:	15, vs. ANA, 2002 (Gm. 5)
MOST BASES ON BALLS:	8, at NYY, 1951 (Gm. 1)
MOST STOLEN BASES:	5, at PHI, 1905 (Gm. 3)

**INDIVIDUAL PITCHING**

MOST INNINGS, STARTER:	12.0, at WAS, 1924 (Gm. 1)
MOST STRIKEOUTS:	12, at TEX, 2010 (Gm. 5)
MOST WALKS:	9 (twice), last: vs. NYY, 1936 (Gm. 2)
FEWEST HITS ALLOWED:	3 (5 times), last: at TEX, 2010 (Gm. 5)
MOST HITS ALLOWED:	17 (twice), last: vs. NYY, 1936 (Gm. 6)

# San Francisco Giants Opening Day Info

## Opening Day Scores

1958.....	@SF 8, LA 0
1959.....	SF 6, @STL 5
1960.....	@SF 3, STL 1
1961.....	PIT 8, @SF 7
1962.....	@SF 6, MIL 0
1963.....	SF 9, @HOU 2
1964.....	@SF 8, MIL 4
1965.....	@PIT 1, SF 0
1966.....	@SF 9, CHI 1
1967.....	@STL 6, SF 0
1968.....	@SF 5, NY 4
1969.....	@ATL 5, SF 4
1970.....	HOU 8, @SF 5
1971.....	SF 4, @SD 0
1972.....	SF 5, @HOU 0
1973.....	SF 4, @CIN 1
1974.....	@SF 5, HOU 1
1975.....	SF 2, @SD 0
1976.....	@SF 4, LA 2
1977.....	@LA 5, SF 1
1978.....	SD 3, @SF 2
1979.....	SF 11, @CIN 5
1980.....	@SD 6, SF 4
1981.....	SD 4, @SF 1
1982.....	@LA 4, SF 3
1983.....	SD 16, @SF 13
1984.....	CHI 5, @SF 3
1985.....	@SF 4, SD 3
1986.....	SF 8, @HOU 3
1987.....	SF 4, @SD 3 (12)
1988.....	SF 5, @LA 1
1989.....	SF 5, @SD 3
1990.....	SF 8, @ATL 0
1991.....	@SD 7, SF 4
1992.....	SF 8, @LA 1
1993.....	SF 2, @STL 1
1994.....	@SF 8, PIT 0
1995.....	@ATL 12, SF 5
1996.....	@ATL 10, SF 8
1997.....	PIT 5, @SF 2
1998.....	SF 9, @HOU 4 (13)
1999.....	SF 11, @CIN 8
2000.....	@FLA 6, SF 4
2001.....	@SF 3, SD 2
2002.....	SF 9, @LA 2
2003.....	SF 5, @SD 2
2004.....	SF 5, @HOU 4
2005.....	@SF 4, LA 2
2006.....	@SD 6, SF 1
2007.....	SD 7, @SF 0
2008.....	@LA 5, SF 0
2009.....	@SF 10, MIL 6
2010.....	SF 5, @HOU 2

## MOST CONSECUTIVE STARTS

Overall	15, Willie Mays (1958-72)
Pitcher	6, Juan Marichal (1964-69)
Catcher	5, Tom Haller (1963-67)
	5, Bob Brenly (1983-87)
	5, Kirt Manwaring (1992-96)
First Base	9, Willie McCovey (1965-73)
	9, J.T. Snow (1997-2005)
Second Base	11, Robby Thompson (1986-96)
Third Base	8, Matt Williams (1989-96)
Shortstop	6, Chris Speier (1972-77)
	6, Johnnie LeMaster (1980-85)
	6, Rich Aurilia (1998-2003)
Left Field	12, Barry Bonds (1993-2004)
Center Field	15, Willie Mays (1958-72)
Right Field	7, Jack Clark (1978-84)

## MOST STARTS OVERALL (164 players)

15 – Willie Mays
15 – Willie McCovey
14 – Barry Bonds
11 – Robby Thompson
10 – Juan Marichal
9 – J.T. Snow
8 – Rich Aurilia, Will Clark, Jim Davenport, Matt Williams

## MOST STARTS BY POSITION (no. of players overall)

Pitcher (27)	10, Juan Marichal
Catcher (25)	6, Tom Haller
First Base (18)	13, Willie McCovey
Second Base (19)	11, Robby Thompson
Third Base (19)	8, Matt Williams
Shortstop (18)	7, Johnnie LeMaster
Left Field (20)	14, Barry Bonds
Center Field (20)	15, Willie Mays
Right Field (24)	7, Jack Clark

## MOST POSITIONS, START

3 – Orlando Cepeda (First Base, Left Field, Right Field)
3 – Chili Davis (Left Field, Center Field, Right Field)
3 – Jim Davenport (Second Base, Third Base, Shortstop)
3 – Darrell Evans (First Base, Third Base, Left Field)
3 – Harvey Kuenn (Third Base, Left Field, Right Field)

# San Francisco Giants Opening Day Lineups 1958-2010

## 1958

Davenport 3B  
King LF  
Mays CF  
Kirkland RF  
Cepeda 1B  
Spencer SS  
O'Connell 2B  
Thomas C  
Gomez P

## 1959

Davenport 3B  
Brandt LF  
Mays CF  
Cepeda 1B  
Kirkland RF  
Spencer 2B  
Rodgers SS  
B. Schmidt C  
Antonelli P

## 1960

Blasingame 2B  
Davenport 3B  
Mays CF  
McCovey 1B  
Cepeda LF  
Kirkland RF  
Bressoud SS  
B. Schmidt C  
Jones P

## 1961

F. Alou LF  
Kuenn 3B  
Mays CF  
McCovey 1B  
Cepeda RF  
Haller C  
Hiller 2B  
Bressoud SS  
Jones P

## 1962

Kuenn LF  
Pagan SS  
Mays CF  
Cepeda 1B  
F. Alou RF  
Bailey C  
Davenport 3B  
Hiller 2B  
Marichal P

## 1963

Hiller 2B  
Davenport 3B  
Mays CF  
McCovey LF  
Cepeda 1B  
Haller C  
F. Alou RF  
Pagan SS  
Sanford P

## 1964

Kuenn RF  
Davenport 2B  
McCovey LF  
Mays CF  
Cepeda 1B  
Hart 3B  
Haller C  
Pagan SS  
Marichal P

## 1965

Kuenn LF  
Lanier 2B  
Mays CF  
Hart 3B  
McCovey 1B  
J. Alou RF  
Haller C  
Pagan SS  
Marichal P

## 1966

Lanier 2B  
Gabrielson LF  
Mays CF  
McCovey 1B  
Hart 3B  
J. Alou RF  
Haller C  
Fuentes SS  
Marichal P

## 1967

Henderson RF  
J. Alou LF  
Mays CF  
McCovey 1B  
Hart 3B  
Haller C  
Davenport SS  
Lanier 2B  
Marichal P

## 1968

Hunt 2B  
Davenport 3B  
Mays CF  
McCovey 1B  
Hart LF  
Hiatt C  
J. Alou RF  
Lanier SS  
Marichal P

## 1969

Mays CF  
Hunt 2B  
Bo. Bonds RF  
McCovey 1B  
Hart LF  
Dietz C  
Etheridge 3B  
Lanier SS  
Marichal P

## 1970

Bo. Bonds RF  
Gallagher 3B  
Mays CF  
McCovey 1B  
Henderson LF  
Dietz C  
Fuentes 2B  
Lanier SS  
Perry P

## 1971

Bo. Bonds RF  
Fuentes 2B  
Mays CF  
McCovey 1B  
Henderson LF  
Dietz C  
Gallagher 3B  
Lanier SS  
Marichal P

## 1972

Mays CF  
Fuentes 2B  
Henderson LF  
McCovey 1B  
Bo. Bonds RF  
Kingman 3B  
Healy C  
Speier SS  
Marichal P

## 1973

Bo. Bonds RF  
Fuentes 2B  
Speier SS  
McCovey 1B  
Maddox CF  
Gallagher 3B  
Matthews LF  
Rader C  
Marichal P

## 1974

Bo. Bonds RF  
Fuentes 2B  
Maddox CF  
Matthews LF  
Ontiveros 1B  
Kingman 3B  
Speier SS  
Rudolph C  
Bradley P

## 1975

Maddox CF  
Thomas 2B  
Thomasson 1B  
Murcer RF  
Matthews LF  
Speier SS  
Ontiveros 3B  
Rader C  
Barr P

## 1976

Thomas 2B  
Joshua CF  
Murcer RF  
Matthews LF  
Montanez 1B  
Speier SS  
Reitz 3B  
Rader C  
Montefusco P

## 1977

Thomasson CF  
Andrews 2B  
Madlock 3B  
Evans LF  
McCovey 1B  
Whitfield RF  
Speier SS  
Hill C  
Montefusco P

## 1978

Herndon CF  
Andrews 2B  
Evans 3B  
McCovey 1B  
J. Clark RF  
Whitfield LF  
Hill C  
LeMaster SS  
Montefusco P

## 1979

North CF  
Whitfield LF  
Madlock 2B  
J. Clark RF  
Evans 3B  
Ivie 1B  
Hill C  
Metzger SS  
Blue P

## 1980

North CF  
Evans 3B  
J. Clark RF  
Ivie 1B  
Herndon LF  
Stennett 2B  
Hill C  
LeMaster SS  
Knepper P

## 1981

North CF  
Cabell 1B  
Morgan 2B  
J. Clark RF  
Evans 3B  
Herndon LF  
May C  
LeMaster SS  
Blue P

## 1982

C. Davis LF  
Morgan 2B  
J. Clark RF  
Smith 1B  
Evans 3B  
Leonard CF  
May C  
LeMaster SS  
Holland P

## 1983

LeMaster SS  
Kuiper 2B  
C. Davis CF  
J. Clark RF  
Leonard LF  
Evans 1B  
Brenly C  
O'Malley 3B  
Krukow P

## 1984

LeMaster SS  
Trillo 2B  
J. Clark RF  
Oliver 1B  
Leonard LF  
Youngblood 3B  
C. Davis CF  
Brenly C  
M. Davis P

## 1985

Gladden CF  
Trillo 2B  
C. Davis RF  
Leonard LF  
Brenly C  
Green 1B  
Brown 3B  
LeMaster SS  
Hammaker P

## 1986

Gladden CF  
W. Clark 1B  
C. Davis RF  
Leonard LF  
Brown 3B  
Brenly C  
Thompson 2B  
Uribe SS  
Krukow P

## 1987

W. Clark 1B  
Brown 3B  
Leonard LF  
Maldonado RF  
C. Davis CF  
Brenly C  
Thompson 2B  
Uribe SS  
Krukow P

**1988**

Butler CF  
Aldrete LF  
W. Clark 1B  
Maldonado RF  
Mitchell 3B  
Melvin C  
Thompson 2B  
Uribe SS  
Dravecky P

**1989**

Butler CF  
Thompson 2B  
W. Clark 1B  
Mitchell LF  
Maldonado RF  
Kennedy C  
Williams 3B  
Uribe SS  
Reuschel P

**1990**

Butler CF  
Bass RF  
W. Clark 1B  
Mitchell LF  
Williams 3B  
Thompson 2B  
Carter C  
Uribe SS  
Reuschel P

**1991**

Thompson 2B  
McGee CF  
W. Clark 1B  
Mitchell LF  
Williams 3B  
Bass RF  
Decker C  
Benjamin SS  
Burkett

**1992**

Lewis CF  
Felder LF  
W. Clark 1B  
Williams 3B  
Snyder RF  
Thompson 2B  
Clayton SS  
Manwaring C  
Swift P

**1993**

McGee RF  
Martinez CF  
W. Clark 1B  
Williams 3B  
Ba. Bonds LF  
Thompson 2B  
Clayton SS  
Manwaring C  
Burkett P

**1994**

Lewis CF  
Thompson 2B  
McGee RF  
Williams 3B  
Ba. Bonds LF  
Benzinger 1B  
Clayton SS  
Manwaring C  
Burkett P

**1995**

Lewis CF  
Thompson 2B  
Ba. Bonds LF  
Williams 3B  
Hill RF  
Phillips 1B  
Clayton SS  
Manwaring C  
Mulholland P

**1996**

Javier CF  
Thompson 2B  
Ba. Bonds LF  
Williams 3B  
Carreon 1B  
Hill RF  
Dunston SS  
Manwaring C  
Leiter P

**1997**

Hamilton CF  
Vizcaino SS  
Hill RF  
Ba. Bonds LF  
Kent 2B  
Snow 1B  
Wilkins C  
Mueller 3B  
Gardner P

**1998**

Hamilton CF  
Mueller 3B  
Ba. Bonds LF  
Kent 2B  
Snow 1B  
Javier RF  
B. Johnson C  
Aurilia SS  
Estes P

**1999**

Benard CF  
Mueller 3B  
Ba. Bonds LF  
Kent 2B  
Snow 1B  
Burks RF  
Mayne C  
Aurilia SS  
Gardner P

**2000**

Benard CF  
Mueller 3B  
Ba. Bonds LF  
Kent 2B  
Snow 1B  
Burks RF  
Aurilia SS  
Estalella C  
Hernandez P

**2001**

Benard CF  
Aurilia SS  
Ba. Bonds LF  
Kent 2B  
Snow 1B  
R. Davis 3B  
Rios RF  
Estalella C  
Hernandez P

**2002**

Shinjo CF  
Aurilia SS  
Ba. Bonds LF  
R. Sanders RF  
Snow 1B  
Santiago C  
Bell 2B  
Feliz 3B  
Hernandez P

**2003**

Durham 2B  
Cruz, Jr. RF  
Aurilia SS  
Ba. Bonds LF  
Alfonzo 3B  
Santiago C  
Snow 1B  
Grissom CF  
Rueter P

**2004**

Durham 2B  
Snow 1B  
Tucker RF  
Ba. Bonds LF  
Alfonzo 3B  
Pierzynski C  
Grissom CF  
Perez SS  
Rueter P

**2005**

Durham 2B  
Vizquel SS  
Snow 1B  
Mo. Alou RF  
Feliz LF  
Alfonzo 3B  
Grissom CF  
Matheny C  
J. Schmidt P

**2006**

Winn CF  
Vizquel SS  
Durham 2B  
Ba. Bonds LF  
Mo. Alou RF  
Feliz 3B  
Niekro 1B  
Matheny C  
J. Schmidt P

**2007**

Roberts CF  
Vizquel SS  
Ba. Bonds LF  
Durham 2B  
Aurilia 1B  
Molina C  
Feliz 3B  
Winn RF  
Zito P

**2008**

Roberts LF  
Aurilia 1B  
Winn RF  
Molina C  
Durham 2B  
Rowand CF  
Castillo 3B  
Bocock SS  
Zito P

**2009**

Winn RF  
Renteria SS  
Lewis LF  
Molina C  
Sandoval 3B  
Ishikawa 1B  
Rowand CF  
Burris 2B  
Lincecum P

**2010**

Rowand CF  
Renteria SS  
Sandoval 3B  
Huff 1B  
DeRosa LF  
Molina C  
Bowker RF  
Uribe 2B  
Lincecum P

# 30th Major League Baseball All-Star Game

Tuesday, July 11, 1961 at Candlestick Park (San Francisco, CA)

In just its second year of existence, Candlestick Park—the majors' first all-concrete stadium—played host to the first of two Major League Baseball All-Star Games played in 1961. Long before the days of the Home Run Derby and All-Star Gala, the game itself provided plenty of excitement, with a quartet of Hall of Famers leading the National League to a come-from-behind, 5-4 victory in 10 innings. Trailing the American League 4-3 entering the bottom of the 10th frame, the senior circuit received a single from **Hank Aaron**, a run-scoring double by **Willie Mays**, a walk by **Orlando Cepeda** and the game-winning single from **Roberto**

**Clemente**—all off fellow Cooperstown resident **Hoyt Wilhelm**.

However, those last at-bat heroics were almost not needed, as they became necessitated by one of the more bizarre and memorable moments in All-Star Game history. With the National Leaguers clinging to a 3-2, ninth-inning lead and a runner on third, a gust of wind knocked Giants' pitcher **Stu Miller** from his set position on the mound, resulting in a balk that allowed the tying run to score.

A capacity crowd of 44,115 filled the 'Stick for a contest that featured four San Francisco Giants (**Mays**, **Cepeda**, **Miller** and **Mike McCormick**) and a combined 18 players who would later be enshrined in the Hall of Fame.

	1	2	3	4	5	6	7	8	9	10	R	H	E
American League	0	0	0	0	0	1	0	0	2	1	4	4	2
National League	0	1	0	1	0	0	0	1	0	2	5	11	5

American League	AB	R	H	RBI
Temple, 2B	3	0	0	0
Gentile, PH-1B	2	0	0	0
Cash, 1B	4	0	1	0
Fox, PR-2B	0	2	0	0
Mantle, CF	3	0	0	0
Kaline, CF	2	1	1	1
Maris, RF	4	0	1	0
Colavito, LF	4	0	0	1
Kubek, SS	4	0	0	0
Romano, C	3	0	0	0
Berra, PH-C	1	0	0	0
Howard, C	0	0	0	0
B. Robinson, 3B	2	0	0	0
Bunning, P	0	0	0	0
Brandt, PH	1	0	0	0
Fornieles, P	0	0	0	0
Wilhelm, P	1	0	0	0
Ford, P	1	0	0	0
Lary, P	0	0	0	0
Donovan, P	0	0	0	0
Killebrew, PH-3B	2	1	1	1
Howser, 3B	1	0	0	0
<b>Totals</b>	<b>38</b>	<b>4</b>	<b>4</b>	<b>3</b>

American League	IP	H	R	ER	BB	SO
Ford	3.0	2	1	1	0	2
Lary	0.0	0	1	0	0	0
Donovan	2.0	4	0	0	0	1
Bunning	2.0	0	0	0	0	2
Fornieles	0.1	2	1	1	0	0
Wilhelm (L)	1.2	3	2	2	1	1
<b>Totals</b>	<b>9.0</b>	<b>11</b>	<b>5</b>	<b>4</b>	<b>1</b>	<b>6</b>

National League	AB	R	H	RBI
Wills, SS	5	0	1	0
Mathews, 3B	2	0	0	0
Purkey, P	0	0	0	0
Musial, PH	1	0	0	0
McCormick, P	0	0	0	0
Altman, PH	1	1	1	1
Face, P	0	0	0	0
Koufax, P	0	0	0	0
Miller, P	0	0	0	0
Aaron, PH	1	1	1	0
Mays, CF	5	2	2	1
Cepeda, LF	3	0	0	0
F. Robinson, LF	1	0	1	0
Clemente, RF	4	1	2	2
White, 1B	3	0	1	1
Bolling, 2B	3	0	0	0
Zimmer, 2B	1	0	0	0
Burgess, C	4	0	1	0
Spahn, P	0	0	0	0
Stuart, PH	1	0	1	0
Boyer, 3B	2	0	0	0
<b>Totals</b>	<b>37</b>	<b>5</b>	<b>11</b>	<b>5</b>

National League	IP	H	R	ER	BB	SO
Spahn	3.0	0	0	0	0	3
Purkey	2.0	0	0	0	0	1
McCormick	3.0	1	1	1	1	3
Face	0.1	2	2	2	0	1
Koufax	0.0	1	0	0	0	0
Miller (W)	1.2	0	1	0	1	4
<b>Totals</b>	<b>10.0</b>	<b>4</b>	<b>4</b>	<b>3</b>	<b>2</b>	<b>12</b>

E - Gentile, Kubek, Cepeda, Zimmer, Burgess, Boyer (2). PB - Howard. LOB - American League 6, National League 9. 2B - Cash, Stuart, Mays. 3B - Clemente. HR - Killebrew, Altman. SB - F. Robinson. SF - White, Clemente. HBP - F. Robinson (by Wilhelm). U - Landes, Umont, Crawford, Runge, Drummond, Vargo. T - 2:53. A - 44,115.

**AL:** Danny Richards, Baltimore, manager; Frank Crosetti, New York, and James (Mickey) Vernon, Washington, coaches. **Baltimore (4)** - Jackie Brandt, of; Jim Gentile, 1b; Brooks Robinson, 3b; Hoyt Wilhelm, p. **Boston (1)** - Mike Fornieles, p. **Chicago (2)** - Nellie Fox, 2b; Billy Pierce, p. **Cleveland (3)** - Jim Perry, p; John Romano, c; Johnny Temple, 2b. **Detroit (5)** - Norm Cash, 1b; Rocky Colavito, of; Al Kaline, of; Frank Lary, p; Jim Bunning, p. **Kansas City (1)** - Dick Howser, ss. **Los Angeles (1)** - Ryne Duren, p. **Minnesota (1)** - Harmon Killebrew, 3b. **New York (6)** - Yogi Berra, of-c; Whitey Ford, p; Elston Howard, c; Tony Kubek, ss; Mickey Mantle, of; Roger Maris, of. **Washington (1)** - Dick Donovan, p.

**NL:** Danny Murtaugh, Pittsburgh, manager; Gene Mauch, Philadelphia, and Alvin Dark, San Francisco, coaches. **Chicago (2)** - George Altman, of; Don Zimmer, 2b. **Cincinnati (4)** - Joey Jay, p; Eddie Kasko, ss; Bob Purkey, p; Frank Robinson, of. **Los Angeles (3)** - Sandy Koufax, p; John Roseboro, c; Maury Wills, ss. **Milwaukee (4)** - Hank Aaron, of; Frank Bolling, 2b; Eddie Mathews, 3b; Warren Spahn, p. **Philadelphia (1)** - Art Mahaffey, p. **Pittsburgh (4)** - Smokey Burgess, c; Roberto Clemente, of; Elroy Face, p; Dick Stuart, 1b. **St. Louis (3)** - Ken Boyer, 3b; Stan Musial, of; Bill White, 1b. **San Francisco (4)** - Orlando Cepeda, of; Willie Mays, of; Mike McCormick, p; Stu Miller, p.

# 55th Major League Baseball All-Star Game

Tuesday, July 10, 1984 at Candlestick Park (San Francisco, CA)

After a 33-year absence, the Major League Baseball All-Star Game returned to the Bay Area with the 1984 Midsummer Classic at Candlestick Park. Proving well worth the wait, 57,756 fans were treated to fourteen future Hall of Famers and another who will be enshrined in Cooperstown (**Rickey Henderson**).

Pitching dominated this contest, with the National League batterymates for the fourth and fifth innings stealing the headlines in a 3-1 senior circuit victory. On the 50th anniversary of the Giants' **Carl Hubbell** striking out five consecutive batters, the duo of **Fernando Valenzuela**

and **Dwight Gooden** did "King Carl" one better. **Valenzuela** fanned all three American League hitters he faced in the fourth inning; then, the youngest player in All-Star Game history—a 19-year-old **Gooden**—whiffed all three batters in the fifth. **Gary Carter**, who caught both frames, also broke a 1-1 tie with a solo homer in the second en route to MVP honors.

Oakland's **Bill Caudill**, making his only All-Star appearance, also posted a perfect inning via strikeout, doing so in his lone frame (seventh). Fittingly, in a game that featured a combined 21 strikeouts, the tight contest ended when **Goose Gossage** fanned **Henderson** with a runner on base in the ninth.

	1	2	3	4	5	6	7	8	9	R	H	E
American League	0	1	0	0	0	0	0	0	0	1	7	2
National League	1	1	0	0	0	0	0	1	x	3	8	0

American League	AB	R	H	RBI	National League	AB	R	H	RBI
Whitaker, 2B	3	0	2	0	Gwynn, LF	3	0	1	0
Garcia, 2B	1	0	0	0	Raines, LF	1	0	0	0
Carew, 1B	2	0	0	0	Sandberg, 2B	4	0	1	0
Murray, 1B	2	0	1	0	Garvey, 1B	3	1	1	0
Ripken, SS	3	0	0	0	Hernandez, 1B	1	0	0	0
Griffin, SS	0	0	0	0	Murphy, CF	3	1	2	1
Mattingly, PH	1	0	0	0	Schmidt, 3B	3	0	0	0
Winfield, LF-RF	4	0	1	0	Wallach, 3B	1	0	0	0
Jackson, RF	2	0	0	0	Strawberry, RF	2	0	1	0
Henderson, LF-CF	2	0	0	0	Washington, RF	2	0	1	0
Brett, 3B	3	1	1	1	Carter, C	2	1	1	1
Caudill, P	0	0	0	0	J. Davis, C	1	0	0	0
Hernandez, P	0	0	0	0	Gossage, P	0	0	0	0
Parrish, C	2	0	0	0	Smith, SS	3	0	0	0
Sundberg, C	1	0	0	0	Lea, P	0	0	0	0
Lemon, CF	2	0	1	0	C. Davis, PH	1	0	0	0
Rice, PH-LF	1	0	0	0	Valenzuela, P	0	0	0	0
Stieb, P	0	0	0	0	Mumphrey, PH	1	0	0	0
Thornton, PH	1	0	1	0	Gooden, P	0	0	0	0
Morris, P	0	0	0	0	Brenly, PH	1	0	0	0
A. Davis, PH	1	0	0	0	Soto, P	0	0	0	0
Dotson, P	0	0	0	0	Pena, C	0	0	0	0
Bell, 3B	1	0	0	0					
<b>Totals</b>	<b>32</b>	<b>1</b>	<b>7</b>	<b>1</b>	<b>Totals</b>	<b>32</b>	<b>3</b>	<b>8</b>	<b>2</b>

American League	IP	H	R	ER	BB	SO	National League	IP	H	R	ER	BB	SO
Stieb (L)	2.0	3	2	1	0	2	Lea (W)	2.0	3	1	1	0	2
Morris	2.0	2	0	0	1	2	Valenzuela	2.0	2	0	0	0	3
Dotson	2.0	2	0	0	1	2	Gooden	2.0	1	0	0	0	3
Caudill	1.0	0	0	0	0	3	Soto	2.0	0	0	0	0	1
Hernandez	1.0	1	1	1	0	1	Gossage (SV)	1.0	1	0	0	0	2
<b>Totals</b>	<b>8.0</b>	<b>8</b>	<b>3</b>	<b>2</b>	<b>2</b>	<b>10</b>	<b>Totals</b>	<b>9.0</b>	<b>7</b>	<b>1</b>	<b>1</b>	<b>0</b>	<b>11</b>

E - Jackson, Parrish, DP - National League 1. LOB - American League 4, National League 7. 2B - Whitaker, Murray, Winfield, Washington. HR - Brett, Carter, Murphy, SB - Sandberg, Strawberry, Gwynn, Smith, U - Weyer, Clark, Rennert, Merrill, Roe, Brocklander. T - 2:29. A - 57,756.

**AL:** Joe Altobelli, Baltimore, manager; Sparky Anderson, Detroit, and Tony LaRussa, Chicago, coaches. **Baltimore (3)** - Mike Boddicker, p; Eddie Murray, 1b; Cal Ripken, Jr., ss. **Boston (2)** - Tony Armas, of; Jim Rice, of. **California (2)** - Rod Carew, 1b; Reggie Jackson, of. **Chicago (1)** - Richard Dotson, p. **Cleveland (1)** - Andre Thornton, 1b; **Detroit (6)** - Willie Hernandez, p; Chet Lemon, of; Jack Morris, p; Lance Parrish, c; Alan Trammell, ss; Lou Whitaker, 2b. **Kansas City (2)** - George Brett, 3b; Dan Quisenberry, p. **Milwaukee (1)** - Jim Sundberg, c. **Minnesota (1)** - Dave Engle, c. **New York (3)** - Don Mattingly, 1b-of; Phil Niekro, p; Dave Winfield, of. **Oakland (2)** - Bill Caudill, p; Rickey Henderson, of. **Seattle (1)** - Alvin Davis, of. **Texas (1)** - Buddy Bell, 3b. **Toronto (3)** - Alfredo Griffin, ss; Damaso Garcia, 2b; Dave Stieb, p.

**NL:** Paul Owens, Philadelphia, manager; Tom Lasorda, Los Angeles, and Chuck Tanner, Pittsburgh, coaches. **Atlanta (3)** - Dale Murphy, of; Rafael Ramirez, ss; Claudell Washington, of. **Chicago (2)** - Jody Davis, c; Ryne Sandberg, 2b. **Cincinnati (1)** - Mario Soto, p. **Houston (1)** - Jerry Mumphrey, of. **Los Angeles (2)** - Mike Marshall, of; Fernando Valenzuela, p. **Montreal (4)** - Gary Carter, c; Charlie Lea, p; Tim Lincecum, of; Tim Wallach, 3b. **New York (4)** - Dwight Gooden, p; Keith Hernandez, 1b; Jesse Orosco, p; Darryl Strawberry, of. **Philadelphia (3)** - Al Holland, p; Juan Samuel, 2b; Mike Schmidt, 3b. **Pittsburgh (1)** - Tony Pena, c. **St. Louis (3)** - Joaquin Andujar, p; Ozzie Smith, ss; Bruce Sutter, p. **San Diego (3)** - Steve Garvey, 1b; Rich Gossage, p; Tony Gwynn, of. **San Francisco (2)** - Bob Brenly, c; Chili Davis, of.

# 78th Major League Baseball All-Star Game

Tuesday, July 10, 2007 at AT&T Park (San Francisco, CA)

The first All-Star Game at AT&T Park lived up to its billing, with the best of baseball turning in a thrilling contest in front of 43,965 fans. Most importantly, the game was San Francisco in all of its essence — beginning with an emotional pre-game tribute to Hall of Famer Willie Mays, the greatest Giant of them all.

True to Mays' greatness, the Midsummer Classic featured a little bit of everything — including the first inside-the-park home run in All-Star Game history, hit by Ichiro Suzuki en route to Most Valuable Player honors. In the end, the American League captured a 5-4 victory after withstanding the National League's furious two-out, ninth-inning rally.

Flexing its muscle and speed, the junior circuit jumped out to a 5-2 lead on the strength of three home runs. The most memorable — and uniquely San Francisco — was Ichiro's two-run shot in the fifth that put the AL ahead 2-1. With a runner on first and one out, the Seattle star drove the first pitch he saw deep to right field — where it hit off the asymmetrical wall and caromed towards the 421-foot sign in right-center. By the time right fielder Ken Griffey, Jr. could relay the ball to the infield, Ichiro had scampered around the bases and set All-Star



Game history.

Following Carl Crawford's solo home run in the sixth and Victor Martinez' two-run clout in the eighth, the AL gave a three-run lead to closer J.J. Putz in the ninth. After the first two National League hitters were retired, Dmitri Young singled and Alfonso Soriano hammered a two-run homer of his own to bring the senior circuit within 5-4. Three walks followed to load the bases — including two off new pitcher Francisco Rodriguez — but Rodriguez got Aaron Rowand to fly out and end the game.

	1	2	3	4	5	6	7	8	9	R	H	E
American League	0	0	0	0	2	1	0	2	0	5	10	0
National League	1	0	0	0	0	1	0	0	2	4	9	1

American League	AB	R	H	RBI	National League	AB	R	H	RBI
Suzuki, CF	3	1	3	2	Reyes, SS	4	1	3	0
Hunter, CF	2	0	0	0	Hardy, SS	0	0	0	0
Rodriguez, P	0	0	0	0	Bonds, LF	2	0	0	0
Jeter, SS	3	0	0	0	Hamels, P	0	0	0	0
Sabathia, P	0	0	0	0	D. Lee, 1B	2	0	1	0
Lowell, 3B	1	1	1	0	Beltran, CF	3	1	1	0
Ortiz, 1B	2	0	0	0	Hudson, 2B	1	0	0	0
Morneau, 1B	2	0	0	0	Griffey, RF	2	0	1	2
Rodriguez, 3B	3	0	1	0	Rowand, CF	2	0	0	0
Verlander, P	0	0	0	0	Wright, 3B	3	0	1	0
Sizemore, RF-CF	1	0	0	0	Sanchez, 3B	1	0	0	0
Guerrero, RF	3	0	0	0	Felder, 1B	1	0	0	0
Santana, P	0	0	0	0	Young, P	0	0	0	0
Martinez, PH	1	1	1	2	Cordero, P	0	0	0	0
Papelbon, P	0	0	0	0	Holliday, PH-RF	2	0	0	0
Putz, P	0	0	0	0	Martin, C	3	0	0	0
Rios, RF	0	0	0	0	McCann, C	1	0	0	0
Ordóñez, LF	2	0	0	0	Uteley, 2B	2	0	0	0
Crawford, LF	2	1	1	1	Saito, P	0	0	0	0
Rodriguez, C	2	0	1	0	C. Lee, PH	1	0	0	0
Guillen, SS	2	0	0	0	Wagner, P	0	0	0	0
Polanco, 2B	1	0	0	0	Hoffman, P	0	0	0	0
Roberts, 2B	2	1	0	0	Young, PH	1	1	1	0
Haren, P	0	0	0	0	Peavy, P	0	0	0	0
Ramirez, PH	1	0	0	0	Penny, P	0	0	0	0
Beckett, P	0	0	0	0	Cabrera, PH	1	0	0	0
Posada, PH-C	3	0	1	0	Sheets, P	0	0	0	0
<b>Totals</b>	<b>36</b>	<b>5</b>	<b>10</b>	<b>5</b>	Soriano, LF	3	1	1	2
					<b>Totals</b>	<b>35</b>	<b>4</b>	<b>9</b>	<b>4</b>

American League	IP	H	R	ER	BB	SO	National League	IP	H	R	ER	BB	SO
Haren	2.0	2	1	1	1	2	Peavy	1.0	1	0	0	0	0
Beckett (W)	2.0	1	0	0	0	2	Penny	1.0	0	0	0	0	0
Sabathia	1.0	1	0	0	0	0	Sheets	1.0	2	0	0	0	0
Verlander	1.0	2	1	1	0	0	Hamels	1.0	2	0	0	0	0
Santana	1.0	0	0	0	0	2	Young (L)	1.0	1	2	2	1	0
Papelbon	10	1	0	0	0	2	Cordero	1.0	1	1	1	0	0
Putz	0.2	2	2	2	1	1	Saito	1.0	0	0	0	0	0
Rodriguez (SV)	0.1	0	0	0	2	0	Wagner	1.0	2	2	2	0	1
<b>Totals</b>	<b>9.0</b>	<b>9</b>	<b>4</b>	<b>4</b>	<b>4</b>	<b>9</b>	<b>Hoffman</b>	<b>1.0</b>	<b>1</b>	<b>0</b>	<b>0</b>	<b>0</b>	<b>0</b>
							<b>Totals</b>	<b>9.0</b>	<b>10</b>	<b>5</b>	<b>5</b>	<b>1</b>	<b>1</b>

E - Fielder. PB - Posada. DP - National League 1. LOB - American League 5, National League 9. 2B—Posada, Reyes. 3B—Beltran. HR - Suzuki, Crawford, V. Martinez, Soriano. SB - Rodriguez, Reyes, D. Lee. U - Froemming, Reliford, Winters, Danley, Barrett, Miller. T - 3:06. A - 43,965.

**AL** - Jim Leyland, Detroit, manager; Ron Gardenhire, Minnesota, and Ron Washington, Texas, coaches. **Baltimore (1)** - Brian Roberts, 2b. **Boston (5)** - Josh Beckett, p; Mike Lowell, 3b; David Ortiz, 1b; Jonathan Papelbon, p; Manny Ramirez of. **Chicago (1)** - Bobby Jenks, p. **Cleveland (3)** - Victor Martinez, c; C.C. Sabathia, p; Grady Sizemore, OF. **Detroit (5)** - Carlos Guillen, ss; Magglio Ordonez, of; Placido Polanco, 2b; Ivan Rodriguez, c; Justin Verlander, p. **Kansas City (1)** - Gil Meche, p. **Los Angeles (3)** - John Lackey, p; Vladimir Guerrero, of; Francisco Rodriguez, p. **Minnesota (3)** - Torii Hunter, of; Justin Morneau, 1b; Johan Santana, p. **New York (3)** - Derek Jeter, ss; Jorge Posada, c; Alex Rodriguez, 3b. **Oakland (1)** - Dan Haren, p. **Seattle (2)** - J.J. Putz, p; Ichiro Suzuki, of. **Tampa Bay (1)** - Carl Crawford, of. **Texas (1)** - Michael Young, ss. **Toronto (1)** - Alex Rios, of.

**NL** - Tony LaRussa, St. Louis, manager; Bruce Bochy, San Francisco, and Fredi Gonzalez, Florida, coaches. **Arizona (2)** - Orlando Hudson, 2b; Jose Valverde, p. **Atlanta (2)** - Brian McCann, c; John Smoltz, p. **Chicago (2)** - Derrek Lee, 1b; Alfonso Soriano, of. **Cincinnati (1)** - Ken Griffey, Jr, of. **Colorado (2)** - Brian Fuentes, p; Matt Holliday, of. **Florida (1)** - Miguel Cabrera, 3b. **Houston (1)** - Carlos Lee, of. **Los Angeles (3)** - Russell Martin, C; Brad Penny, p; Takashi Saito, p. **Milwaukee (4)** - Francisco Cordero, p; Prince Fielder, 1b; J.J. Hardy, ss; Ben Sheets, p. **New York (4)** - Carlos Beltran, of; Jose Reyes, ss; Billy Wagner, p; David Wright, 3b. **Philadelphia (3)** - Cole Hammels, p; Aaron Rowand, of; Chase Utley, 2b. **Pittsburgh (1)** - Freddy Sanchez, 2b. **St. Louis (1)** - Albert Pujols, 1b. **San Diego (2)** - Trevor Hoffman, p; Jake Peavy, p. **San Francisco (1)** - Barry Bonds, of. **Washington (1)** - Dmitri Young, 1b.

Members of the 2007 National League All-Star team.



# Giants All-Star Game Selections

1933: (4)	Carl Hubbell (p), Frank O'Doul (of), Hal Schumacher (p), <b>Bill Terry</b> (1b)	1966: (6)	Tom Haller (c), Jim Hart (3b), Juan Marichal (p), <b>Willie Mays</b> (of), <b>Willie McCovey</b> (1b), Gaylord Perry (p)
1934: (5)	Carl Hubbell (p), <b>Travis Jackson</b> (ss), Joe Moore (of), Mel Ott (of), <b>Bill Terry</b> (1b)	1967: (3)	Tom Haller (c), <b>Juan Marichal</b> (p), Willie Mays (of)
1935: (6)	Carl Hubbell (p), August Mancuso (c), Joe Moore (of), <b>Mel Ott</b> (of), Hal Schumacher (p), <b>Bill Terry</b> (1b)	1968: (3)	Juan Marichal (p), <b>Willie Mays</b> (of), <b>Willie McCovey</b> (1b)
1936: (3)	Carl Hubbell (p), Joe Moore (of), Mel Ott (of)	1969: (3)	Juan Marichal (p), Willie Mays (of), <b>Willie McCovey</b> (1b)
1937: (6)	<b>Dick Bartell</b> (ss), Carl Hubbell (p), August Mancuso (c), Joe Moore (of), Mel Ott (of), Burgess Whitehead (2b)	1970: (4)	Dick Dietz (c), <b>Willie Mays</b> (of), Willie McCovey (1b), Gaylord Perry (p)
1938: (4)	Carl Hubbell (p), Henry Leiber (of), Joe Moore (of), <b>Mel Ott</b> (of)	1971: (4)	Bobby Bonds (of), Juan Marichal (p), <b>Willie Mays</b> (of), <b>Willie McCovey</b> (1b)
1939: (3)	Harry Danning (c), Bill Jurgens (ss), Mel Ott (of)	1972: (1)	Chris Speier (ss)
1940: (5)	Harry Danning (c), Carl Hubbell (p), Bill Jurgens (ss), Joe Moore (of), Mel Ott (of)	1973: (2)	Bobby Bonds (of), <b>Chris Speier</b> (ss)
1941: (3)	Harry Danning (c), Carl Hubbell (p), Mel Ott (of)	1974: (1)	Chris Speier (ss)
1942: (5)	Carl Hubbell (p), Willard Marshall (of), Cliff Melton (p), <b>John Mize</b> (1b), <b>Mel Ott</b> (of)	1975: (1)	Bobby Murcer (of)
1943: (2)	Ernie Lombardi (c), Mel Ott (of)	1976: (1)	John Montefusco (p)
1944: (2)	Joe Medwick (of), Mel Ott (of)	1977: (1)	Gary Lavelle (p)
1946: (2)	<b>Walker Cooper</b> (c), <b>John Mize</b> (1b)	1978: (2)	<b>Vida Blue</b> (p), Jack Clark (of)
1947: (3)	<b>Walker Cooper</b> (c), Willard Marshall (of), <b>John Mize</b> (1b)	1979: (1)	Jack Clark (of)
1948: (4)	<b>Walker Cooper</b> (c), Sid Gordon (3b), <b>John Mize</b> (1b), Bobby Thomson (of)	1980: (1)	Ed Whitson (p)
1949: (4)	Sid Gordon (3b), <b>Willard Marshall</b> (of), <b>John Mize</b> (1b), Bobby Thomson (of)	1981: (1)	Vida Blue (p)
1950: (2)	Larry Jansen (p), Eddie Stanky (2b)	1982: (1)	Greg Minton (p)
1951: (3)	<b>Alvin Dark</b> (ss), Larry Jansen (p), Sal Maglie (p)	1983: (3)	Darrell Evans (1b), Atlee Hammaker (p), Gary Lavelle (p)
1952: (6)	Alvin Dark (ss), Monte Irvin (of), <b>Whitey Lockman</b> (1b), Sal Maglie (p), <b>Bobby Thomson</b> (3b), Wes Westrum (c)	1984: (2)	Bob Brenly (c), Chili Davis (of)
1953: (2)	Hoyt Wilhelm (p), David Williams (2b)	1985: (1)	Scott Garrelts (p)
1954: (5)	John Antonelli (p), <b>Alvin Dark</b> (ss), Marv Grissom (p), Willie Mays (of), Don Mueller (of)	1986: (3)	Chris Brown (3b), Chili Davis (of), Mike Krukow (p)
1955: (2)	Willie Mays (of), <b>Don Mueller</b> (of)	1987: (1)	Jeffrey Leonard (of)
1956: (2)	John Antonelli (p), Willie Mays (of)	1988: (3)	<b>Will Clark</b> (1b), Rick Reuschel (p), Robby Thompson (2b)
1957: (2)	John Antonelli (p), <b>Willie Mays</b> (of)	1989: (3)	<b>Will Clark</b> (1b), <b>Kevin Mitchell</b> (of), <b>Rick Reuschel</b> (p)
1958: (3)	John Antonelli (p), <b>Willie Mays</b> (of), Bob Schmidt (c)	1990: (4)	Jeff Brantley (p), <b>Will Clark</b> (1b), <b>Kevin Mitchell</b> (of), Matt Williams (3b)
1959: (4)	John Antonelli (p), <b>Orlando Cepeda</b> (1b), Sam Jones (p), <b>Willie Mays</b> (of)	1991: (1)	<b>Will Clark</b> (1b)
1960: (3)	Orlando Cepeda (of), <b>Willie Mays</b> (of), Mike McCormick (p)	1992: (1)	Will Clark (1b)
1961: (5)	Ed Bailey (c), <b>Orlando Cepeda</b> (of), <b>Willie Mays</b> (of), Mike McCormick (p), Stu Miller (p)	1993: (4)	Rod Beck (p), <b>Barry Bonds</b> (of), John Burkett (p), Robby Thompson (2b)
1962: (5)	Felipe Alou (of), Orlando Cepeda (1b), Jim Davenport (3b), Juan Marichal (p), <b>Willie Mays</b> (of)	1994: (3)	Rod Beck (p), <b>Barry Bonds</b> (of), <b>Matt Williams</b> (3b)
1963: (5)	<b>Ed Bailey</b> (c), Orlando Cepeda (1b), Juan Marichal (p), <b>Willie Mays</b> (of), Willie McCovey (of)	1995: (2)	<b>Barry Bonds</b> (of), <b>Matt Williams</b> (3b)
1964: (3)	<b>Orlando Cepeda</b> (1b), Juan Marichal (p), Willie Mays (of)	1996: (2)	<b>Barry Bonds</b> (of), <b>Matt Williams</b> (3b)
1965: (2)	<b>Juan Marichal</b> (p), <b>Willie Mays</b> (of)	1997: (3)	Rod Beck (p), <b>Barry Bonds</b> (of), Shawn Estes (p)
		1998: (2)	<b>Barry Bonds</b> (of), Robb Nen (p)
		1999: (2)	Jeff Kent (2b), Robb Nen (p)
		2000: (2)	Barry Bonds (of), <b>Jeff Kent</b> (2b)
		2001: (3)	<b>Rich Aurilia</b> (ss), <b>Barry Bonds</b> (of), <b>Jeff Kent</b> (2b)
		2002: (3)	<b>Barry Bonds</b> (of), Robb Nen (p), Benito Santiago (c)
		2003: (2)	<b>Barry Bonds</b> (of), Jason Schmidt (p)
		2004: (2)	<b>Barry Bonds</b> (of), Jason Schmidt (p)
		2005: (1)	Moises Alou (of)
		2006: (1)	Jason Schmidt (p)
		2007: (1)	<b>Barry Bonds</b> (of)
		2008: (2)	Tim Lincecum (p), Brian Wilson (p)
		2009: (2)	Matt Cain (p), <b>Tim Lincecum</b> (p)
		2010: (2)	Tim Lincecum (p), Brian Wilson (p)

**Bold name indicates starter**

# Giants League Leaders and Notable Performances

## Batting Champions

1915	Larry Doyle	320
1930	Bill Terry	401
1954	Willie Mays	345
2002	Barry Bonds	370
2004	Barry Bonds	362

## Home Run Champions

1909	Red Murray	7
1916	Dave Robertson	12**
1917	Dave Robertson	12**
1921	George Kelly	23
1932	Mel Ott	38**
1934	Mel Ott	35**
1936	Mel Ott	33
1937	Mel Ott	31**
1938	Mel Ott	36
1942	Mel Ott	30
1947	Johnny Mize	51
1948	Johnny Mize	40
1955	Willie Mays	51
1961	Orlando Cepeda	46
1962	Willie Mays	49
1963	Willie McCovey	44
1964	Willie Mays	47
1965	Willie Mays	52
1968	Willie McCovey	36
1969	Willie McCovey	45
1989	Kevin Mitchell	47
1993	Barry Bonds	46
1994	Matt Williams	43
2001	Barry Bonds	73

## RBI Champions

1903	Sam Mertes	104
1904	Bill Dahlen	80
1917	Heinie Zimmerman	102
1920	George Kelly	94**
1923	"Irish" Meusel	125
1924	George Kelly	136
1934	Mel Ott	135
1942	Johnny Mize	110
1947	Johnny Mize	138
1951	Monte Irvin	121
1961	Orlando Cepeda	142
1968	Willie McCovey	105
1969	Willie McCovey	126
1988	Will Clark	109
1989	Kevin Mitchell	125
1990	Matt Williams	122
1993	Barry Bonds	123

## Strikeout Leaders

1903	Christy Mathewson	267
1904	Christy Mathewson	212
1905	Christy Mathewson	206
1907	Christy Mathewson	178
1908	Christy Mathewson	259
1911	Rube Marquard	237
1937	Carl Hubbell	159
1944	Bill Voiselle	161
2008	Tim Lincecum	265
2009	Tim Lincecum	261
2010	Tim Lincecum	231

## ERA Leaders

1912	Jeff Tesreau	1.96
1913	Christy Mathewson	2.06

1922	Rosy Ryan	3.00
1929	Bill Walker	3.08
1931	Bill Walker	2.26
1933	Carl Hubbell	1.66
1934	Carl Hubbell	2.30
1936	Carl Hubbell	2.31
1949	Dave Koslo	2.50
1950	Jim Hearn	2.49
1952	Hoyt Wilhelm	2.43
1954	Johnny Antonelli	2.29
1958	Stu Miller	2.47
1959	Sam Jones	2.82
1960	Mike McCormick	2.70
1969	Juan Marichal	2.10
1983	Atlee Hammaker	2.25
1989	Scott Garrelts	2.28
1992	Bill Swift	2.08
2003	Jason Schmidt	2.34

## 20-Game Winners

1901	Christy Mathewson	20-17
1903	Joe McGinnity	31-20*
	Christy Mathewson	30-13
1904	Joe McGinnity	35-8*
	Christy Mathewson	33-12
	Luther Taylor	21-15
1905	Christy Mathewson	31-9*
	Leon Ames	22-8
	Joe McGinnity	21-15
1906	Joe McGinnity	27-12*
	Christy Mathewson	22-12
1907	Christy Mathewson	24-12*
1908	Christy Mathewson	37-11*
	George Wiltse	23-14
	Christy Mathewson	25-6
1909	George Wiltse	20-11
	Christy Mathewson	27-9*
1910	Christy Mathewson	26-13
1911	Rube Marquard	24-7
1912	Rube Marquard	26-11**
	Christy Mathewson	23-12
1913	Christy Mathewson	25-11
	Rube Marquard	23-10
	Jeff Tesreau	22-13
1914	Jeff Tesreau	26-10
	Christy Mathewson	24-13
1917	Ferdie Schupp	21-7
1919	Jess Barnes	25-9*
1920	Fred Toney	21-11
	Art Nehf	21-12
	Jess Barnes	20-15
1921	Art Nehf	20-10
1928	Larry Benton	25-9**
	Fred Fitzsimmons	20-9
1933	Carl Hubbell	23-12*
1934	Hal Schumacher	23-10
	Carl Hubbell	21-12
1935	Carl Hubbell	23-12
1936	Carl Hubbell	26-6*
1937	Carl Hubbell	22-8*
	Cliff Melton	20-9
1944	Bill Voiselle	21-16
1947	Larry Jansen	21-5
1951	Sal Maglie	23-6**
	Larry Jansen	23-11**
1954	Johnny Antonelli	21-7
1956	Johnny Antonelli	20-13
1959	Sam Jones	21-15**
1962	Jack Sanford	24-7
1963	Juan Marichal	25-8**

1964	Juan Marichal	21-8**
1965	Juan Marichal	22-13**
1966	Juan Marichal	25-6
	Gaylord Perry	21-8
1967	Mike McCormick	22-10
1968	Juan Marichal	26-9*
1969	Juan Marichal	21-11
1970	Gaylord Perry	23-13**
1973	Ron Bryant	24-12*
1986	Mike Krukow	20-9
1993	John Burkett	22-7*
	Bill Swift	21-8

\*led league \*\*tied for league lead

## Cy Young Award

1967	Mike McCormick
2008	Tim Lincecum
2009	Tim Lincecum

## Most Valuable Player

1912	Larry Doyle
1930	Bill Terry
1933	Carl Hubbell
1936	Carl Hubbell
1954	Willie Mays
1965	Willie Mays
1969	Willie McCovey
1989	Kevin Mitchell
1993	Barry Bonds
2000	Jeff Kent
2001	Barry Bonds
2002	Barry Bonds
2003	Barry Bonds
2004	Barry Bonds

## "Willie Mac" Award

1980	Jack Clark
1981	Larry Herndon
1982	Joe Morgan
1983	Darrell Evans
1984	Bob Brenly
1985	Mike Krukow
1986	Mike Krukow
1987	Chris Speier
1988	Jose Uribe
1989	Dave Dravecky
1990	Steve Bedrosian
1991	Robby Thompson
1992	Mike Felder
1993	Kirt Manwaring
1994	None
1995	Mark Leiter, Mark Carreon
1996	Shawon Dunston
1997	J.T. Snow
1998	Jeff Kent
1999	Marvin Benard
2000	Ellis Burks
2001	Mark Gardner, Benito Santiago
2002	David Bell
2003	Marquis Grissom
2004	J.T. Snow
2005	Mike Matheny
2006	Omar Vizquel
2007	Bengie Molina
2008	Bengie Molina
2009	Matt Cain
2010	Andres Torres

## Manager Of The Year

1951.....	Leo Durocher.....	<i>The Sporting News</i>
1954.....	Leo Durocher.....	<i>The Sporting News</i>
1971.....	Charlie Fox.....	<i>The Sporting News &amp; UPI</i>
1978.....	Joe Altobelli.....	<i>UPI</i>
1982.....	Frank Robinson.....	<i>UPI</i>
1987.....	Roger Craig.....	<i>AP</i>
1993.....	Dusty Baker.....	<i>AP, BBWAA</i>
1997.....	Dusty Baker.....	<i>The Sporting News, BBWAA</i>
2000.....	Dusty Baker.....	<i>The Sporting News, BBWAA</i>

## Rookie Of The Year

1951.....	Willie Mays.....	<i>BBWAA</i>
1958.....	Orlando Cepeda.....	<i>BBWAA &amp; The Sporting News</i>
1959.....	Willie McCovey.....	<i>BBWAA &amp; The Sporting News</i>
1965.....	Frank Linzy.....	<i>The Sporting News</i>
1972.....	Dave Rader.....	<i>The Sporting News</i>
1973.....	Gary Matthews.....	<i>BBWAA &amp; The Sporting News</i>

1974.....	John D'Acquisto.....	<i>The Sporting News</i>
1975.....	John Montefusco.....	<i>BBWAA &amp; The Sporting News</i>
1976.....	Larry Herndon.....	<i>The Sporting News</i>
1986.....	Robby Thompson.....	<i>The Sporting News</i>
2010.....	Buster Posey.....	<i>BBWAA</i>

## Comeback Player Of The Year

1967.....	Mike McCormick.....
1977.....	Willie McCovey.....
1982.....	Joe Morgan.....

## Major League

## Executive Of The Year

1954.....	Horace Stoneham.....	<i>The Sporting News</i>
1978.....	H. B. "Spec" Richardson.....	<i>The Sporting News</i>
1987.....	Al Rosen.....	<i>The Sporting News</i>
2003.....	Brian Sabean.....	<i>The Sporting News Baseball America</i>



The Giants commemorated Jonathan Sanchez's no-hitter last season by bringing back four former Giants who had also thrown no-hitters in a Giants uniform. From Left: Juan Marichal, Gaylord Perry, Ed Halicki and John Montefusco.

## Jonathan Sanchez No Hitter – July 10, 2009

On July 10, 2009, Jonathan Sanchez etched his name in the Giants record books by tossing the 13th no-hitter in franchise history, in one of the most improbable no-hitters in recent baseball memory, beating the Padres, 8-0, as his father, Sigfredo, watched nervously from the stands at AT&T Park. The left-hander snapped the Giants' 32-year streak without a no-no as it was the first since John Montefusco's in Atlanta in 1976. As the final moment neared, the entire landscape seemed to shake, as Sanchez, who needed just 110 pitches, finished his remarkable feat by striking out Everth Cabrera with a slider, which was called for strike three, his 11th strikeout of the game and first no-hit celebration of his career.

# A San Francisco Giant Last Achieved

## PITCHING

**A NO-HITTER:** July 10, 2009; LHP Jonathan Sanchez vs. San Diego; 8-0.

**A NO-HITTER AT HOME:** July 10, 2009; LHP Jonathan Sanchez vs. San Diego; 8-0.

**A ONE-HITTER:** May 28, 2010; Matt Cain vs. Arizona; 5-0.

**A TWO-HITTER:** June 29, 2009; Tim Lincecum at St. Louis; 10-0.

**15 OR MORE STRIKEOUTS IN A GAME:** July 27, 2009; Tim Lincecum (15) vs. Pittsburgh.

**CONSECUTIVE SHUTOUTS:** Sept. 5-6, 2010 at Los Angeles-NL and Arizona; Jonathan Sanchez (7.0ip), Sergio Romo (1.0ip) and Brian Wilson (1.0) on Sept. 5 (3-0); Madison Bumgarner (7.1), Sergio Romo (0.0), Javier Lopez (0.1), Ramon Ramirez (0.1), Jeremy Affeldt (1.0), Santiago Casilla (1.0) and Brian Wilson (1.0) on Sept. 6 (2-0).

**CONSECUTIVE SHUTOUTS, INDIVIDUAL:** Aug. 18-23, 2000 by Livan Hernandez; Aug. 18 vs. Atlanta (2-0) and Aug. 23 vs. Florida (5-0).

**CONSECUTIVE COMPLETE GAMES:** May 22-28, 2010 by Matt Cain; May 22 at Oakland (0-1) and May 28 vs. Arizona (5-0).

**LAST GIANTS PLAYER TO PITCH:** July 4, 1991, Greg Litton vs. Houston (9th inning).

**LAST GIANTS PLAYER TO PITCH ON ROAD:** Aug. 26, 1965, Matty Alou at Pittsburgh (7th inning).

## BATTING

**AN INSIDE-THE-PARK-HOME RUN:** July 4, 2010; Andres Torres at Colorado.

**HOMER FROM BOTH SIDES OF THE PLATE:** Aug. 30, 2008; Randy Winn at Cincinnati.

**TWO HOME RUNS IN A GAME:** Sept. 23, 2010; Juan Uribe at Chicago-NL.

**THREE HOME RUNS IN A GAME:** Aug. 13, 2004; J.T. Snow at Philadelphia.

**FOUR HOME RUNS IN A GAME:** April 30, 1960; Willie Mays at Milwaukee.

**A GRAND SLAM:** Sept. 23, 2010; Juan Uribe at Chicago-NL.

**PINCH HIT HOME RUN:** Oct. 1, 2010; Aaron Rowand vs. San Diego (Clayton Richard).

**LEADOFF HOME RUN:** Aug. 18, 2010; Andres Torres at Philadelphia (Joe Blanton).

**WALK-OFF HOME RUN:** Aug. 12, 2009; Juan Uribe vs. Los Angeles-NL (Guillermo Mota).

**WALK-OFF GRAND SLAM:** Sept. 3, 1973, Bobby Bonds vs. Los Angeles-NL (bottom of 9th).

**WALK-OFF GRAND SLAM GIVEN UP BY PITCHER:** Aug. 24, 2009, Merkin Valdez at Colorado (bottom of 14th).

**A HOME RUN BY A PITCHER:** May 13, 2008; Matt Cain vs. Houston (Brandon Backe)

**TWO HOME RUNS IN A GAME BY A PITCHER:** May 12, 1985; Jim Gott vs. St. Louis (Bob Forsch).

**BACK-TO-BACK HOME RUNS:** Sept. 16, 2010; Aubrey Huff and Buster Posey vs. Los Angeles-NL.

**THREE CONSECUTIVE HOME RUNS:** July 20, 2006; Barry Bonds, Ray Durham and Pedro Feliz vs. San Diego.

**FIVE HITS IN A GAME:** April 28, 2010; Nate Schierholtz vs. Philadelphia.

**TWO HITS IN SAME INNING AT HOME:** Aug. 24, 2007, Dave Roberts vs. Milwaukee (1st inning).

**TWO HITS IN SAME INNING ON ROAD:** June 4, 2007, Kevin Frandsen at Philadelphia (5th inning).

**FIVE OR MORE RBI IN A GAME:** Sept. 23, 2010; Juan Uribe (6) at Chicago-NL.

**SQUEEZE PLAY:** June 24, 2008; Omar Vizquel to score Rich Aurilia at Cleveland.

**A STRAIGHT STEAL OF HOME:** June 13, 2008; Omar Vizquel vs. Oakland.

**A STEAL OF HOME AS PART OF A DOUBLE STEAL:** May 27, 2009; Aaron Rowand vs. Atlanta.

**THREE OR MORE STEALS IN A GAME:** Aug. 25, 2006; Omar Vizquel (3) vs. Cincinnati.

**BATTING FOR THE CYCLE:** May 13, 2007; Fred Lewis at Colorado.

**TURN A TRIPLE PLAY:** May 30, 2008; Jose Castillo to Ray Durham to John Bowker vs. San Diego (Kevin Kouzmanoff).

**HIT INTO A TRIPLE PLAY:** Sept. 6, 2009; Aaron Rowand at Milwaukee; Casey McGehee to Felipe Lopez to Prince Fielder.

# Giants In The Hall of Fame



The Giants franchise has had a long and proud tradition that has featured some of the best players in baseball history. In fact, the Giants have more players enshrined in the Baseball Hall of Fame than any other franchise. Here's a look at the 57 Hall of Fame members who have worn Giants uniforms.

Players (19)	Year Inducted	Pos.	Avg.	Years With Giants
Roger Bresnahan	1945	C	.280	1902-08
Orlando Cepeda	1999	1B	.297	1958-66
Roger Connor	1976	1B	.318	1883-94
George S. Davis	1998	SS	.297	1893-1901, 1903
William "Buck" Ewing	1939	C	.303	1883-92
Frankie Frisch	1947	2B	.316	1919-26
Monte Irvin	1973	OF	.293	1949-55
Travis Jackson	1982	SS	.291	1922-36
George Kelly	1973	1B	.297	1915-17, 1919-26
Fred Lindstrom	1976	3B	.311	1924-32
Ernie Lombardi	1986	C	.306	1943-47
Willie Mays	1979	OF	.302	1951-72
Willie McCovey	1986	1B	.270	1959-73, 1977-80
Johnny Mize	1981	1B	.312	1942-49
James O'Rourke	1945	OF	.310	1885-92, 1904
Mel Ott	1951	OF	.304	1926-47
Bill Terry	1954	1B	.341	1923-36
John "Monte" Ward	1964	SS	.278	1883-89, 1893-94
Ross Youngs	1972	OF	.322	1917-26

Pitchers (11)	Year Inducted	Wins	ERA	Years With Giants
Goose Gosage	2008	124	3.01	1989
Carl Hubbell	1947	253	2.97	1928-43
Tim Lincecum	1964	344	2.62	1885-91
Juan Marichal	1983	243	2.89	1960-73
Rube Marquard	1971	201	3.08	1908-15
Christy Mathewson	1936	373	2.13	1900-16
Joe McGinnity	1946	247	2.64	1902-08
Gaylord Perry	1991	314	3.10	1962-71
Amos Rusie	1977	243	3.07	1890-98
Mickey Welch	1973	311	2.71	1883-92
Hoyt Wilhelm	1985	143	2.52	1952-56

Managers (3)	Year Inducted	Wins	Years With Giants
Leo Durocher	1994	2008	1948-55
Hughie Jennings	1945	2203	1924-25
John McGraw	1937	2840	1902-32

## Others Who Spent Part of Their Career With The Giants (24)

Cap Anson (1898); Dave Bancroft (1920-23, 1930); Jake Beckley (1896-97); Dan Brouthers (1904); Jesse Burkett (1890); Steve Carlton (1986); Gary Carter (1990); Burleigh Grimes (1927); Charles "Gabby" Hartnett (1941); Rogers Hornsby (1927); Waite Hoyt (1918, 1932); Willie Keeler (1892-93, 1910); Mike "King" Kelly (1893); Tony Lazzeri (1939); Bill McKechnie (1916); Joseph "Ducky" Medwick (1943-45); Joe Morgan (1981-82); Edd Roush (1916, 1927-29); Ray Schalk (1929); Albert "Red" Schoendienst (1956-57); Duke Snider (1964); Warren Spahn (1965); Casey Stengel (1921-23) and Hack Wilson (1923-25).

## Broadcasters Who Spent Part of Their Career Covering The Giants (4)

Russ Hodges (1958-70); Lindsay Nelson (1979-81); Lon Simmons (1958-73; 1976-78; 1996-2002) and Jon Miller (1997 - current).

# NATIONAL BASEBALL HALL OF FAME AND MUSEUM



25 Main Street, Cooperstown, New York 13326

Phone: (607) 547-7200 Fax: (607) 547-2044

Public Relations: (607) 547-0215

email address: [info@baseballhalloffame.org](mailto:info@baseballhalloffame.org)

Web site: [baseballhall.org](http://baseballhall.org)

Summer Hours: Memorial Day Weekend - Labor Day Weekend: 9 a.m. to 9 p.m.

Regular Hours: 9 a.m. to 5 p.m.

Holiday Closings: Thanksgiving Day, Christmas Day and New Year's Day

## DIRECTORY:

Jane Forbes Clark (Chairman), Joe Morgan (Vice Chairman), Jeff Idelson (President), Bill Haase (Senior Vice President), Sean Gahagan (Vice President, Retail Marketing & Licensing), Erik Strohl (Senior Director of Exhibits and Collections), Ken Meifert (Senior Director, Development), Brad Horn (Senior Director, Communications & Education), Jim Gates (Librarian), Tim Wiles (Research Director)

**COMMUNICATIONS CONTACTS:** Craig Muder (Comm. Director), Jackie Brown (Comm. Associate)

**HALL OF FAME WEEKEND 2011:** July 22-25. Induction Ceremony: Sunday, July 24, 1:30 p.m. EDT, Clark Sports Center. For more information, visit [baseballhall.org](http://baseballhall.org).

## GIANTS IN THE HALL OF FAME

A total of 61 players, managers and executives with ties to the New York/San Francisco Giants organization have earned election to the National Baseball Hall of Fame. Twenty-five of those 61 spent the majority of their careers in a Giants uniform including Orlando Cepeda, Buck Ewing, Monte Irvin, Juan Marichal, Christy Mathewson, Willie Mays, Willie McCovey, Gaylord Perry and Bill Terry. For the complete list of New York/San Francisco Giants in the Hall of Fame, visit the "Hall of Famers" team pages at [www.baseballhall.org](http://www.baseballhall.org).

## NOTABLE GIANTS ARTIFACTS IN COOPERSTOWN

- Hat and pitching rubber from Randy Johnson's 300th win on June 4, 2009 at Washington.
- Hat that Jonathan Sanchez wore during his no-hitter on July 10, 2009 vs. San Diego.
- Jersey Tim Lincecum wore in his final start of 2008.
- Helmet worn by Barry Bonds on Aug. 7, 2007, when he hit his 756th career home run, becoming the all-time leader.
- Balls signed by the San Francisco lineup, umpire indicator and ball signed by umpires from Aug. 7, 2007 game when Barry Bonds hit home run No. 756.
- Helmet worn by Barry Bonds on Aug. 4, 2007, when he hit his 755th career home run, tying Hall of Famer Hank Aaron for the major league record.
- Jersey worn by Omar Vizquel on May 13, 2007, when he turned career double play No. 1,591, surpassing Hall of Famer Ozzie Smith to set a major league record.
- 1st base and the lineup card from May 28, 2006 game when Barry Bonds hit his 715th career home run.
- Home plate from May 20, 2006 game when Barry Bonds hit his 714th career home run.
- Lineup card & final out ball from 10,000th win in franchise history, a 4-3 victory over the Dodgers on July 14, 2005.
- Jersey with word "Gigantes" on the front worn by manager Felipe Alou during Spanish jersey weekend on May 21-22, 2005, in honor of Hall of Famer Juan Marichal.
- Jersey worn by Jason Schmidt to record his 251st strikeout, Oct. 3, 2004, setting Giants single-season record.
- Bat used by Barry Bonds in the 2002 World Series.
- Bat used by Tsuyoshi Shinjo in Game One of the 2002 World Series, when he became the first Japanese-born player to appear in a World Series.
- Bat used by Barry Bonds to hit the longest home run in AT&T Park history on June 7, 2001.
- Bat used by Rich Aurilia to hit the first grand slam in inter-league play on June 14, 1997.
- Bat used by Hall of Fame slugger Willie McCovey on Aug. 25, 1979 to hit his 520th career home run.
- Ball from John Montefusco's no-hit game on Sept. 29, 1976.

- Ball from Hall of Famer Gaylord Perry's no-hitter on Sept. 17, 1968.
- Ball that Hall of Fame slugger Mel Ott hit for his 500th career home run on Aug. 1, 1945.
- Giants sweater worn by Hall of Famer Bill Terry.
- Jersey worn by Hall of Famer Travis Jackson.
- 1899 player contract signed by Hall of Famer Christy Mathewson.
- Road jersey worn by Giants starting pitcher Tim Lincecum in Game 5 of 2010 World Series.
- Bat used by 2010 World Series MVP Edgar Renteria to hit his game-winning HR in Game 5.
- 2010 World Series batting helmet worn by Cody Ross.
- 2010 cap worn by Madison Bumgarner in Game 4 of World Series.
- Left spike worn by Aubrey Huff in 2010 World Series.
- Catcher's mask and spikes worn by Buster Posey throughout 2010 World Series.

## A LOOK AHEAD TO 2012

Ballots for the 2012 Hall of Fame/BBWAA election will be distributed in early December with results from the voting scheduled to be announced in January 2012. Historical voting data from all past BBWAA elections can be accessed at [www.baseballhall.org](http://www.baseballhall.org) or by contacting the Hall of Fame Public Relations department.

## CONNECT TO COOPERSTOWN

- For up-to-the-minute news from Cooperstown, visit at [www.baseballhall.org](http://www.baseballhall.org). Stay up-to-date on all the activity at the Hall of Fame's official Web site and through social networking at Facebook, LinkedIn and Twitter.
- If you would like to receive interesting stories and timely news items direct from the Hall of Fame and get the inside track on the latest happenings in Cooperstown, sign up for Inside Pitch. There's no cost to receive the weekly electronic newsletter in your e-mail box at home or work and it's easy to enroll: Just log on to [www.baseballhall.org](http://www.baseballhall.org).
- If you have an interest in receiving Around The Horn, the Hall's monthly media newsletter, please send an e-mail to [info@baseballhall.org](mailto:info@baseballhall.org). Be sure to include your name, name of organization and e-mail address.

## RESEARCH ASSISTANCE

The Hall of Fame is pleased to provide assistance in baseball research and members of the media are encouraged to utilize this valuable baseball resource whenever necessary by calling the Public Relations department at (607) 547-0215, or the Library Reference desk at (607) 547-0330.



Jon Miller, who has spent the last 14 years broadcasting games for the Giants, was selected as the 2010 recipient of the Ford C. Frick Award.

# Retired Uniform Numbers

In the storied 127-year history of Giants baseball, 11 former players or managers have enjoyed careers worthy of their jersey numbers being retired by the club. Only the New York Yankees (15) have retired more numbers, while the Los Angeles Dodgers have also honored 10 players. The 11 Giant greats are honored at AT&T Park with their names and retired uniform numbers displayed atop the Giants dugout and along the left field suite level facade.

Christy Mathewson and John McGraw, who both predated the use of numbers on jerseys, are recognized along with fellow New York Giants Bill Terry (#3), Mel Ott (#4), Carl Hubbell (#11) and Monte Irvin (#20). Willie Mays (#24), who played for the club on both coasts, joins former San Francisco stars Juan Marichal (#27), Orlando Cepeda (#30), Gaylord Perry (#36) and Willie McCovey (#44) in this select group.

The Giants also honor Jackie Robinson, whose uniform number (42) was retired throughout Major League Baseball in 1997 to commemorate the 50th anniversary of his arrival in the big leagues.

In 2004, the Giants commemorated two of baseball's greatest broadcasters with disks honoring Russ Hodges and Lon Simmons.

The Giants recognize the following individuals, who have been honored by the National Baseball Hall of Fame for their contributions to the game: Lindsey Nelson (Ford C. Frick Award, 1988), Leonard Koppett (J.G. Taylor Spink Award, 1992), Bob Stevens (J.G. Taylor Spink Award, 1998), Nick Peters (J.G. Taylor Spink Award, 2009) and Jon Miller (Ford C Frick Award, 2010).

## Christy Mathewson

PITCHER (RH)



**Years with Giants:** 1900-1916

**HOF Induction:** 1936

Dominant right-hander played 17 seasons for New York Giants (1900-1916)... is franchise's all-time leader in wins (373), complete games (433), shutouts (79), innings (4,771) and strikeouts (2,499)...won 20 or more games 13 times, including 4 seasons with 30-plus wins...was 1 of 5 members of initial induction class into Hall of Fame, along with Ty Cobb, Walter Johnson, Babe Ruth and Honus Wagner...named to Major League Baseball's All-Century Team...

## John McGraw

INFILDER/MANAGER



**Years with Giants:** 1902-1932

**HOF Induction:** 1937

Ranks as franchise's all-time winningest manager with 2,604-1,801 record... in 29 full seasons as manager of Giants, finished 1st or 2nd 21 times, won 10 NL pennants and 3 World Series...was player/manager with Giants from 1902-1906...lifetime .334 hitter in 16-year playing career...

## Bill Terry

3

INFILDER/MANAGER



**Years with Giants:** 1923-1941

**HOF Induction:** 1954

Hit .341 during 14-year playing career with Giants...his .401 batting average in 1930 is highest in franchise history and marks last time NL player hit over .400...set Giants single-season records for hits (254) and runs scored (139) in 1930...became player/manager in '32 and posted 823-661 mark in 10 years as skipper...guided club to 3 pennants and 1 World Series...

## Mel Ott

4

### INFILDER / MANAGER



**Years with Giants:** 1926-1948

**HOF Induction:** 1951

Played 22 years for Giants, including 7 as player/manager...11-time All-Star is franchise's all-time leader with 1,860 RBI...ranks behind only Willie Mays in games (2,730), at-bats (9,456), runs (1,859), hits (2,876), doubles (488), total bases (5,041) and extra base hits (1,071)...led team in homers every year from 1928-45...was 1st NL player to reach 500 HR and is 3rd in franchise annals with 511...

## Carl Hubbell

11

### PITCHER (LH)



**Years with Giants:** 1928-1943

**HOF Induction:** 1947

9-time All-Star posted 253-154 record in 16 seasons with Giants...his 1.66 ERA in 1933 is best in franchise history...posted franchise-record 46.1-consecutive scoreless innings in 1933...was NL MVP in 1933 and '36...won 24 straight decisions spanning 1936-37...struck out 6 batters in 1934 All-Star game at Polo Grounds, including Babe Ruth, Lou Gehrig and Jimmie Foxx...

## Monte Irvin

20

### OUTFIELDER



**Years with Giants:** 1945-1955

**HOF Induction:** 1973

Played eight seasons in Major Leagues with New York Giants (1949-55) and Chicago Cubs (1956), compiling .293 avg. with 99 home runs and 443 RBI...also played for Newark Eagles in Negro Leagues from 1938-1948...1952 NL All-Star drove in league-high 121 runs in 1951, while also helping Giants win 1954 World Series...

## Willie Mays

24

### OUTFIELDER



**Years with Giants:** 1951-1972

**HOF Induction:** 1979

Lifetime .302 hitter with 660 career homers, 4th most in Major League history behind his godson—Barry Bonds—Hank Aaron and Babe Ruth...12-time Gold Glove winner appeared in 24 All-Star Games...was named NL MVP in 1954 and '65 and NL Rookie of Year in '51...is Giants all-time leader in games (2,857), at-bats (10,477), runs (2,011), hits (3,187), doubles (504), home runs (646), total bases (5,907) and extra-base hits (1,289)...named starting outfielder on MLB's All-Century Team...

## Juan Marichal

27

### PITCHER (RH)



**Years with Giants:** 1960-73

**HOF Induction:** 1983

9-time All-Star won 238 games in San Francisco, most by any pitcher since franchise moved west in 1958...won 20 or more games 6 times in 14 years with Giants...is SF leader in complete games (244), shutouts (52), innings (3,444) and strikeouts (2,281)...was named right-hander on Giants 60's and 70's All-Decade Teams and San Francisco's All-Time Team...

INFILDER / OUTFIELDER



**Years with Giants:** 1958-66

**HOF Induction:** 1999

Was 6-time All-Star during 8-plus years with Giants...earned NL Rookie of Year honors in 1958...holds SF season mark with 142 RBI in 1961...ranks among SF leaders in home runs (5th - 226), RBI (4th - 767), games (9th - 1,114), at-bats (7th - 4,178), runs (7th - 652), hits (4th - 1,286) and doubles (8th - 226)...named to SF's All-Time team and Giants 1960's All-Decade Team...

Gaylord Perry

PITCHER (RH)



**Years with Giants:** 1962-71

**HOF Induction:** 1991

1st pitcher in baseball history to win Cy Young Award in both American and National Leagues, fashioned 134-109 record with 2.96 ERA for Giants from 1962-71...ranks 2nd in SF annals for wins, ERA, games started (283), complete games (125), shutouts (21), innings pitched (2,294.2) and strikeouts (1,606)...5-time 20-game winner and 5-time All-Star is 1 of only 4 pitchers in SF history to win 100 games with club...24-year veteran is 17th all-time with 314 wins, and is 1 of 7 pitchers ever to compile 300 wins and 3,500 strikeouts...

Willie McCovey

INFILDER



**Years with Giants:** 1959-73, 77-80

**HOF Induction:** 1986

6-time All-Star earned NL Rookie of Year honors in 1959 and MVP in 1969...leads all San Francisco players in games (2,256), while ranking 2nd in home runs (469) and RBI (1,388)...trails only Mays in at-bats (7,214), hits (1,974) and triples (45), while ranking 3rd in both runs (1,113) and doubles (308)...holds NL record with 18 career grand slams...hit 231 career homers at Candlestick

Park, more than any other player...

Giants Retired Numbers

No.	Player	Date	No.	Player	Date
	Christy Mathewson	Aug. 17, 1986	20	Monte Irvin	June 26, 2010
	John McGraw	Aug. 17, 1986	24	Willie Mays	1972
	Russ Hodges	2005	27	Juan Marichal	1975
	Lon Simmons	2005	30	Orlando Cepeda	July 11, 1999
3	Bill Terry	April 5, 1983	36	Gaylord Perry	July 23, 2005
4	Mel Ott	Sept. 21, 1980	42	Jackie Robinson	1997
11	Carl Hubbell	Sept. 21, 1980	44	Willie McCovey	Sept. 20, 1980

# Special Recognition

## Jackie Robinson

42

INFIELDER



**HOF Induction:** 1962

Courageously broke Major League Baseball's color barrier with Brooklyn in 1947...5-time All-Star was named NL Rookie of Year in 1947 and MVP in '49...to commemorate 50th anniversary of his arrival in big leagues, number 42 was retired by every Major League team in 1997...was named to MLB's All-Century Team...

## Russ Hodges

BROADCASTER



**HOF Honoree:** 1980

"Voice of Giants" for 21-year run that spanned both coasts...began in New York Giants' radio booth in 1949, followed club west in 1958, and broadcast San Francisco Giants games through 1970...author of most famous call in franchise annals, and perhaps in baseball history, with his "Giants Win the Pennant!" description of Bobby Thomson's playoff-winning homer against

Brooklyn Dodgers Oct. 3, 1951...his "Bye-Bye Baby" call became synonymous with Giants home runs...Ford C. Frick Award winner entered Hall of Fame in 1980...

## Lon Simmons

BROADCASTER



**HOF Honoree:** 2004

One of original voices of San Francisco Giants, teaming with fellow Hall-of-Famer Russ Hodges to form arguably finest broadcast team in sports history...brought trademark "Tell It Goodbye" home run call to Giants broadcast booth for 23 years over 3 different stints (1958-'73, '76-'78 and '96-2002)...is only man to broadcast debuts for each of club's 3 San Francisco

ballparks—Seals Stadium in 1958, Candlestick Park in 1960 and AT&T Park in 2000...beloved for his wit and charm, Bay Area legend was inducted into Hall of Fame in 2004 as 29th winner of Ford C. Frick Award...

## Jon Miller

BROADCASTER



**HOF Honoree:** 2010

Miller, who has gained accolades for his attention to detail and his intellect, has spent four decades calling Major League Baseball games for the A's, Rangers, Red Sox, Orioles and his current team the Giants...was voice of ESPN's national Sunday Night Baseball telecasts for 20 years...has broadcasted 14 World Series, including the last 13 on ESPN Radio...his energy, preparation

and thoroughness has helped bring game to life in homes and hearts of so many listeners...Miller was honored as 35th Ford C. Frick Award recipient during Hall of Fame Weekend 2010...

# Giants Wall of Fame

On September 23, 2008, the San Francisco Giants unveiled the team's Wall of Fame, which serves as a living tribute to the organization's greatest players. It recognizes retired players whose records stand highest among their teammates on the basis of longevity and achievements. Those honored have played a minimum of nine seasons for the San Francisco Giants, or five seasons with at least one All-Star selection as a Giant.

46 Giants legends have qualified for this distinction. Bronze plaques honoring these players and their baseball contributions line the wall of AT&T Park along King Street for all baseball fans to enjoy. As present and future generations of Giants players meet the criteria, plaques celebrating their careers will join the Wall of Fame upon their retirement.

## 2008 Inaugural class of honorees (43):

Alou, Felipe  
Barr, Jim  
Beck, Rod  
Blue, Vida  
Bolin, Bob  
Brantley, Jeff  
Bonds, Bobby  
Brenly, Bob  
Burkett, John  
Cepeda, Orlando  
Clark, Jack  
Clark, Will  
Davenport, Jim

Davis, Chili  
Dietz, Dick  
Evans, Darrell  
Fuentes, Tito  
Garrelts, Scott  
Haller, Tom  
Hammaker, Atlee  
Hart Ray, Jim  
Krukow, Mike  
Lavelle, Gary  
Le Master, Johnnie  
Leonard, Jeffrey  
Manwaring, Kirt

Marichal, Juan  
Mays, Willie  
McCormick, Mike  
McCovey, Willie  
Miller, Stu  
Minton, Greg  
Mitchell, Kevin  
Moffitt, Randy  
Montefusco, John  
Nen, Robb  
Perry, Gaylord  
Reuschel, Rick  
Rueter, Kirk

Snow, J.T.  
Speier, Chris  
Thompson, Robby  
Williams, Matt

**2009 inductee (1):**  
Jeff Kent

**2010 inductees (2):**  
Rich Aurilia  
Shawn Estes



Shawn Estes and Rich Aurilia were the 2010 members of the Giants' Wall of Fame class.

# All-Time Giants Playing Roster

**1883-2010** (1,634 total players)

## A (41)

Aardsma, David, P, 2004  
 Abernathy, Virgil, P, 1946-47  
 Accardo, Jeremy, P, 2005-06  
 Adams, Ace, P, 1941-46  
 Adams, Glenn, OF, 1975-76  
 Adams, Rick, IF, 1985  
**Affeldt, Jeremy, P, 2009-**  
 Ainsmith, Eddie, C, 1924  
 Ainsworth, Kurt, P, 2001-2003  
 Aldrete, Mike, IF, 1986-88  
 Aldridge, Vic, P, 1928  
 Alexander, Doyle, P, 1981  
 Alexander, Gary, C, 1975-77  
 Alfonso, Edgardo, IF, 2003-05  
 Alfonso, Eliezer, C, 2006-08  
 Allanson, Andy, C, 1993  
 Allen, Ethan, OF, 1930-32  
 Allen, Johnny, P, 1943-44  
 Allen, Myron, P, 1883  
 Alou, Felipe, OF, 1958-63  
 Alou, Jesus, OF, 1963-68  
 Alou, Matty, OF, 1960-65  
 Alou, Moises, OF, 2005-06  
 Alvarez, Wilson, P, 1997  
 Amalfitano, Joey, IF, 1954-55, 1960-61  
 Ames, Leon, P, 1903-13  
 Anderson, Dave, IF, 1990-91  
 Anderson, Fred, P, 1916-18  
 Andrews, Hub, P, 1947-48  
 Andrews, Nate, P, 1956  
 Andrews, Rob, IF, 1977-79  
 Antonelli, Johnny, P, 1954-60  
 Aquino, Luis, P, 1995  
 Aragon, Jack, PH, 1941  
 Arnold, Chris, IF, 1971-76  
 Arnovich, Morris, OF, 1941  
 Arocha, Rene, P, 1997  
 Atchison, Scott, P, 2007  
 Aurilia, Rich, IF, 1995-2003, 2007-2009  
 Aybar, Manny, P, 2002-03  
 Ayers, Bill, P, 1947

## B (166)

Babb, Charley, IF, 1903  
 Babington, Charlie, OF, 1915  
 Bader, Lore, P, 1912  
 Bailey, Cory, P, 1997-98  
 Bailey, Ed, C, 1961-63, 1965  
 Bailey, Mark, C, 1990, 1992  
 Bain, Loren, P, 1945  
 Baird, Al, IF, 1917  
 Baird, Doug, IF, 1920  
 Baker, Dusty, OF, 1984  
 Baker, Howard, IF, 1915  
 Baker, Tom, P, 1937-38  
 Baldwin, Harry, P, 1924-25  
 Baldwin, Mark, P, 1893  
 Ball, Jeff, IF, 1998  
 Bamberger, George, P, 1951-52  
 Bamberger, Hal, OF, 1948  
 Bancroft, Dave, IF, 1920-23, 1930

Bannon, Tom, OF, 1895-96  
 Barber, Steve, P, 1974  
 Barclay, Curt, P, 1957-59  
 Barna, Herbert, OF, 1941-43  
 Barnes, Jesse, P, 1918-23  
 Barnes, Virgil, P, 1919-28  
 Barr, Bob, P, 1891  
 Barr, Jim, P, 1971-78, 1982-83  
 Barrios, Jose, OF, 1982  
 Barry, Shad, OF, 1908  
 Bartell, Dick, IF, 1935-46  
 Barthelson, Bob, P, 1944  
 Bartley, Bill, P, 1903  
 Barton, Bob, C, 1965-69  
 Barton, Shawn, P, 1995-96  
 Bass, Kevin, OF, 1990-92  
 Bassett, Charley, IF, 1890-1902  
 Bathe, Bill, C, 1989-90  
 Batiste, Kim, IF, 1996  
 Battam, Larry, IF, 1895  
 Bautista, Denny, P, 2010  
 Bautista, Jose, P, 1995-96  
 Bean, Joe, IF, 1902  
 Beatty, Des, IF, 1914  
 Becannon, James, P, 1887  
 Beck, Rod, P, 1991-97  
 Becker, Beals, F, 1910-12  
 Becker, Marty, OF, 1915  
 Beckley, Jake, IF, 1896-97  
 Bedrosian, Steve, P, 1989-90  
 Beecher, LeRoy, P, 1907-08  
 Beggs, Joe, P, 1947-48  
 Begley, Ed, P, 1884  
 Begley, Gene, C, 1886  
 Behrman, Hank, P, 1949  
 Bell, David, IF, 2002  
 Bell, Herman, P, 1932-34  
 Benard, Marvin, OF, 1995-2003  
 Benitez, Armando, P, 2005-07  
 Benjamin, Mike, IF, 1989-95  
 Bentley, Jack, P, 1923-27  
 Benton, Larry, P, 1927-30  
 Benton, Rube, P, 1915-21  
 Benzinger, Todd, 1B, 1993-95  
 Berenguer, Juan, P, 1986  
 Berger, Wally, OF, 1937-38  
 Bergman, Dave, IF, 1981-83  
 Berly, Jack, P, 1931  
 Bernard, Curt, OF, 1900-01  
 Berres, Ray, C, 1942-45  
 Berry, Joe, IF, 1921-22  
 Berryhill, Damon, C, 1997  
 Bertell, Dick, C, 1965  
 Bescher, Bob, OF, 1914  
 Black, Buddy, P, 1991-94  
 Blackley, Travis, P, 2007  
 Blaemire, Rae, C, 1941  
 Blanco, Damaso, IF, 1972-74  
 Blasingame, Don, IF, 1960-61  
 Blattner, Buddy, IF, 1946-48  
 Blaylock, Marv, IF, 1950  
 Blewitt, Bob, P, 1902  
 Blue, Vida, P, 1978-81, 1985-86  
 Blume, Clint, P, 1922-23  
 Boccabella, John, C, 1974

Bockus, Randy, P, 1986-88  
 Brian Bockock, IF, 2008  
 Boehringer, Brian, P, 2001  
 Boles, Carl, OF, 1962  
 Bolin, Bobby, P, 1961-69  
 Bonds, Barry, OF, 1993-2007  
 Bonds, Bobby, OF, 1968-74  
 Bonura, Zeke, IF, 1939  
 Boney, Hank, P, 1927  
 Booker, Greg, P, 1990  
 Boone, Ike, OF, 1922  
 Borbon, Pedro, P, 1979  
 Bordley, Bill, P, 1980  
 Boswell, Andy, P, 1895  
 Bottenfield, Kent, 1994  
 Bourgeois, Steven, P, 1996  
 Bourjos, Chris, OF, 1980  
 Bowen, Chick, OF, 1919  
 Bowen, Sutherland, P, 1896  
 Bowerman, Frank, C, 1900-07  
 Bowker, John, OF, 2008-2010  
 Bowman, Bob, P, 1941  
 Bowman, Ernie, IF, 1961-63  
 Bowman, Joe, P, 1934  
 Bowman, Roger, P, 1949-52  
 Boyle, Jack, C, 1892  
 Boyle, Jim, C, 1926  
 Bradford, Vic, OF, 1943  
 Bradley, Tom, P, 1973-75  
 Brain, Dave, IF, 1908  
 Brainerd, Fred, IF, 1914-16  
 Brandt, Jackie, OF, 1956, 1958-59  
 Brantley, Jeff, P, 1988-1993  
 Breining, Fred, P, 1980-83  
 Brenly, Bob, C, 1981-1988, 1989  
 Brennan, Don, P, 1937  
 Bresnahan, Roger, C, 1902-08  
 Bressoud, Ed, IF, 1956-61  
 Brewer, Jack, P, 1944-46  
 Brewington, Jamie, P, 1995  
 Bridwell, Al, IF, 1908-11  
 Brink, Brad, 1994  
 Brock, Chris, 1998-99  
 Brodie, Steve, OF, 1902  
 Brohawn, Troy, P, 2002  
 Brondell, Ken, P, 1944  
 Bross, Terry, P, 1993  
 Brouthers, Dan, IF, 1904  
 Brower, Jim, P, 2003-05  
 Brown, Chris, IF, 1984-87  
 Brown, Eddie, IF, 1920-21  
 Brown, Jake, OF, 1975  
 Brown, Jim, P, 1884  
 Brown, Jumbo, P, 1937-42  
 Brown, Ollie, OF, 1965-68  
 Brown, Willard, C, 1887-89  
 Browne, George, OF, 1902-07  
 Brummett, Greg, P, 1993  
 Bryant, Ron, P, 1967, 1969-74  
 Buckeye, Garland, P, 1928  
 Buckley, Dick, C, 1890-91  
 Budnick, Mike, P, 1946-47  
 Buelow, Charlie, IF, 1901  
**Bumgarner, Madison, P, 2009-**  
 Burba, Dave, P, 1992-95, 2004

Burda, Bob, IF, 1965-66, 1969-70  
 Burgos, Enrique, P, 1995  
 Burke, Eddie, OF, 1892-95  
 Burke, Frank, OF, 1906  
 Burke, John, OF, 1902  
 Burkett, Jesse, OF, 1890  
 Burkett, John, P, 1987, 1990-94  
 Burks, Ellis, OF, 1998-2000  
 Burns, George, OF, 1911-21  
 Burns, Thomas, OF, 1895  
 Burnside, Pete, P, 1955, 1957-58  
**Burrell, Pat, OF, 2010-**  
 Burrell, Frank, C, 1891  
**Burriss, Emmanuel, IF, 2008-**  
 Bush, Joe, P, 1927  
 Butler, Brett, OF, 1988-90  
 Butler, Frank, OF, 1895  
 Byerly, Bud, P, 1959-60

## C (121)

Cabell, Enos, IF, 1981  
 Cadore, Leon, P, 1924  
**Cain, Matt, P, 2005-**  
 Calderone, Sam, C, 1950, 1953  
 Caldwell, Mike, P, 1974-76  
 Callahan, Jim, OF, 1902  
 Calvert, Mark, P, 1983-84

Camacho, Ernie, P, 1989-90  
 Campfield, Sal, P, 1896  
 Canizaro, Jay, IF, 1996, 99  
 Cantwell, Ben, P, 1927-28, 1937  
 Carden, John, P, 1946  
 Cardenal, Jose, OF, 1963-64  
 Carey, Roger, IF, 1887  
 Carlson, Dan, P, 1996-97  
 Carlton, Steve, P, 1986  
 Carpenter, Bob, P, 1940-42, 1946-47  
 Carreon, Mark, OF, 1993-96  
 Carrick, Bill, P, 1898-1900  
 Carrithers, Don, P, 1970-73  
 Carsey, Wilfred, P, 1899  
 Carter, Blackie, OF, 1925-26  
 Carter, Gary, C, 1990  
 Carter, Joe, OF, 1998  
 Carter, Larry, P, 1992-93  
 Caskin, Ed, IF, 1883-84, 1886  
**Casilla, Santiago, P, 2010-**  
 Castillo, Alberto, C, 2003  
 Castillo, Jose, IF, 2008  
 Castleman, Clydell, P, 1934-39  
 Castleman, Foster, IF, 1954-57  
 Causey, Cecil, P, 1918-22  
 Cepeda, Orlando, IF, 1958-66  
 Chagnon, Leon, P, 1935

Chaplin, James, P, 1928-31  
 Chase, Hal, IF, 1919  
 Chase, Ken, P, 1943  
 Chavez, Angel, IF, 2005  
 Chavez, Nestor, P, 1967  
 Cheeves, Virgil, P, 1927  
 Chiozza, Lou, IF, 1937-39  
 Choate, Don, P, 1960  
 Chris, Mike, P, 1982-83  
 Christiansen, Jason, P, 2001-05  
 Chulk, Vinnie, P, 2006-08  
 Cissell, Bill, IF, 1938  
 Clapp, John, C, 1883  
 Clark, Doug, OF, 2005  
 Clark, Jack, OF, 1975-84  
 Clark, Roy, OF, 1902  
 Clark, Watty, P, 1933-34  
 Clark, Will, IF, 1886-93  
 Clark, Willie, IF, 1895-97  
 Clarke, Artie, C, 1890-91  
 Clarke, William H., P, 1894-97  
 Clarke, William J., C, 1905  
 Clarkson, Arthur, P, 1891  
 Clarkson, Bill, P, 1927-28  
 Clayton, Royce, IF, 1991-95  
 Cleveland, Elmer, IF, 1888  
 Cline, Ty, OF, 1967-68

## 1900-2010 All-Time Giants Coaches

Alfonso, Carlos, 1992, 1997-99  
 Amalfitano, Joe, 1972-75  
 Baker, Dusty, 1988-92  
 Bancroft, Dave, 1930-32  
 Benson, Vern, 1980  
 Bonds, Bobby, 1993-96  
 Brenly, Bob, 1992-95  
 Bresnahan, Roger, 1925-28  
 Bridges, Rocky, 1985  
 Bristol, Dave, 1978-79  
 Buford, Don, 1981-84  
 Burkett, Jesse, 1921  
 Burns, George, 1931  
 Clarke, Tommy, 1932-35, 1938  
 Clines, Gene, 1997-02  
 Davenport, Jim, 1970, 1976-82, 1996  
 Dolan, Cozy, 1922-24  
 Evers, Johnny, 1920  
 Fahey, Bill, 1986-91  
 Fitzsimmons, Freddie, 1949-55  
**Flannery, Tim, 2007-**  
 Fox, Charlie, 1965-68  
 Franks, Herman, 1949-55, 1958, 1964  
 Frisch, Frankie, 1949  
 Funk, Frank, 1976  
**Gardner, Mark, 2003-**  
 Gilbert, Andy, 1972-75  
 Glynn, Gene, 2003-06  
 Gowdy, Hank, 1947-48  
 Haller, Tom, 1977-79  
 Hartley, Grover, 1946  
 Hartnett, Gabby, 1941

Henrich, Tommy, 1957  
 Hiller, Chuck, 1985  
 Jackson, Travis, 1939-40, 1947-48  
 Jackson, Sonny, 1997-02  
 Jansen, Larry, 1954, 1961-71  
 Jennings, Hughie, 1921-25  
 Jonnard, Bubber, 1942-46  
**Kelly, Roberto, 2008-**  
 Kim, Wendell, 1989-96  
 Kress, Red, 1946-49  
 Lansford, Carney, 2008-2009  
 Latham, Arlie, 1909  
 Lavagetto, Cookie, 1964-67  
 Lefebvre, Jim, 1980-82  
 Lefebvre, Joe, 2002-07  
 Lillis, Bob, 1986-96  
 Lockman, Whitey, 1961-64  
 Lopez, Juan, 1999-02  
 Lowrey, Peanuts, 1967-68  
 MacKenzie, Gordy, 1986-88  
 Mathewson, Christy, 1919-21  
 McCraw, Tom, 1983-85  
 McMahon, Don, 1973-75, 1980-82  
 McNamara, John, 1971-73  
**Meulens, Hensley, 2010-**  
 Meusel, Irish, 1930  
 Miller, Bob, 1985  
 Mitchell, Clarence, 1932-33  
 Morales, Jose, 1986-88  
 Mueller, Ray, 1956  
 Mull, Jack, 1985  
 Niehoff, Bert, 1929

Olson, Ivy, 1932  
 O'Doul, Lefty, 1958  
 Ozark, Danny, 1983-84  
 Parker, Salty, 1958-61, 1979  
 Perranoski, Ron, 1997-99  
 Pole, Dick, 1993-97  
 Posedel, Bill, 1959-60  
 Pujols, Luis, 2003-06  
**Righetti, Dave, 2000-**  
 Robinson, Wilbert, 1911-13  
 Rodgers, Bob, 1976  
 Sauer, Hank, 1979  
 Shellenback, Frank, 1950-55  
 Shepard, Larry, 1979  
 Sherry, Norm, 1986-91  
 Smith, Al, 1933  
 Snyder, Frank, 1933-41  
 Sommers, Denny, 1993-94  
 Southworth, Billy, 1933  
 Starrette, Herm, 1977-78, 1983-84  
 Testa, Nick, 1958  
 Thompson, Robby, 2000-2001  
 Upshaw, Willie, 2007  
 Van Ornum, John, 1981-84  
 Virgil, Ozzie, 1969-72, 1974-75  
 Westrum, Wes, 1958-63, 1968-71  
 Williams, Davey, 1956-57  
 Winkles, Bobby, 1976-77  
**Wotus, Ron, 1998-**  
 Zimmer, Don, 1987

Coan, Gil, OF, 1955-56  
 Coffman, Dick, P, 1936-39  
 Cogan, Dick, P, 1900  
 Cohen, Andy, IF, 1926, 1928-29  
 Coker, Jim, C, 1963  
 Colbert, Craig, C, 1992-93  
 Colcolough, Tom, P, 1899  
 Coleman, Joe, P, 1979  
 Coles, Darnell, OF, 1991  
 Compton, Pete, OF, 1918  
 Comstock, Keith, P, 1987  
 Connaughton, Frank, IF, 1896  
 Connell, Joe, OF, 1926  
 Connelly, Bill, P, 1952-53  
 Connolly, Joe, OF, 1921  
 Connor, Roger, IF, 1883-89, 1891-94  
 Constable, Jim, P, 1956-58, 1963  
 Consuegra, Sandalio, P, 1957  
 Conway, Jack, IF, 1948  
 Cook, Dennis, P, 1988-89  
 Coombs, Bobby, P, 1943  
 Cooney, Jimmy, IF, 1919  
 Cooper, Brian, P, 2004-05  
 Cooper, Claude, OF, 1913  
 Cooper, Mort, P, 1947  
 Cooper, Walker, C, 1946-49  
 Corcoran, Larry, P, 1885-86  
 Corcoran, Tommy, IF, 1907  
 Cornell, Jeff, P, 1984  
 Cornutt, Terry, P, 1977-78  
 Correia, Kevin, P, 2003-08  
 Corwin, Al, P, 1951-55  
 Cote, Pete, OF, 1926  
 Coughlin, Roscoe, P, 1891  
 Cramer, Dick, OF, 1883  
 Crandall, Del, C, 1964  
 Crandall, Doc, P, 1908-13  
 Crane, Ed, P, 1890  
 Crane, Sam, IF, 1890  
 Crawford, Pat, IF, 1929-30  
 Creek, Doug, P, 1996-97  
 Cregan, Pete, OF, 1899  
 Crespo, Felipe, IF/OF, 2000-01  
 Critz, Hughie, IF, 1930-35  
 Crone, Ray, P, 1957-58  
 Cronin, John, P, 1902-03  
 Crump, Arthur, OF, 1924  
 Cruz, Deivi, IF, 2004-05  
 Cruz, Hector, OF, 1978-79  
 Cruz, Jacob, OF, 1996-98  
 Cruz, Jr., Jose, OF, 2003  
 Cuccinello, Al, IF, 1935  
 Cuccinello, Tony, IF, 1940  
 Culler, Dick, IF, 1949  
 Cumberland, John, P, 1970-72  
 Cummings, Jack, C, 1926-29  
 Cunningham, Bill, OF, 1921-23  
 Curtis, Harry, C, 1907  
 Curtis, John, P, 1977-79  
 Cvangros, Mike, P, 1922

## D (89)

D'Acquisto, John, P, 1973-76  
 Dahlen, Bill, IF, 1904-07  
 Daily, Ed, OF, 1890  
 Dallimore, Brian, IF, 2004-05  
 Daly, George, P, 1909  
 Danning, Harry, C, 1932-42  
 Dark, Alvin, IF, 1950-56

Darwin, Danny, P, 1997-98  
 Davenport, Claude, P, 1920  
 Davenport, Jim, IF, 1958-70  
 Davies, George, P, 1893  
 Davies, Lloyd, P, 1925-26  
 Davis, Chili, OF, 1981-87  
 Davis, Eric, OF, 2001  
 Davis, George S., IF, 1893-1901, 1903  
 Davis, George W., OF, 1933, 1935-37  
 Davis, Harry, IF, 1895-96  
 Davis, Ira, IF, 1899  
 Davis, Jim, P, 1957  
 Davis, John, IF, 1941  
 Davis, Mark, P, 1983-87  
 Davis, Rajai, OF, 2007-08  
 Davis, Ron, P, 1988  
 Davis, Russ, IF, 2000-01  
 Davison, Mike, P, 1969-70  
 Dean, Paul, P, 1940-41  
 Dean, Wayland, P, 1924-25  
 Deasley, Thomas, C, 1885-87  
 Decker, Steve, C, 1990-92, 1996  
 Deegan, John, P, 1901  
 Deer, Rob, OF, 1984-85  
 DeJesus, Ivan, IF, 1987  
 DeKoning, Bill, C, 1945  
 Del Toro, Miguel, P, 1999-2000  
 Delahanty, Jim, IF, 1902  
 De La Rosa, Tomas, IF, 2006  
 Delgado, Wilson, IF, 1996-99  
 DeLucia, Rich, P, 1996-97  
 Demaree, Al, P, 1912-13, 1917-18  
 Demaree, Frank, OF, 1939-41  
 Dempsey, Mark, P, 1982  
 Denker, Travis, IF, 2008  
 Denny, Jerry, IF, 1890-91  
 Denzer, Roger, P, 1901  
**DeRosa, Mark, IF, 2010-**  
 Deshaies, Jim, P, 1993  
 Devine, Jim, P, 1886  
 Devine, Mickey, C, 1925  
 Devlin, Art, IF, 1904-11  
 Devlin, Jim, P, 1886  
 Devore, Josh, OF, 1908-13  
 DeVormer, Al, C, 1927  
 Dewey, Mark, P, 1990, 95-96  
 Diaz, Alex, OF, 1998  
 Dickshot, John, OF, 1939  
 Dickson, Walt, P, 1910  
 Diering, Charles, OF, 1952  
 Dietz, Dick, C, 1966-71  
 DiMaggio, Vince, OF, 1946  
 Doheny, Ed, P, 1895-1901  
 Dolan, Albert, OF, 1922  
 Donahue, Francis, P, 1893  
 Donlin, Mike, OF, 1904-08, 1911  
 Donnelly, Jim, IF, 1897  
 Donohue, Pete, P, 1930-31  
 Dooin, Charles, C, 1915-16  
 Doolan, Mickey, IF, 1916  
 Dorgan, Mike, OF, 1883-87  
 Douglas, Phil, P, 1919-22  
 Downs, Kelly, P, 1986-92  
 Downs, Matt, IF, 2009-2010  
 Doyle, Jack, IF, 1892-95, 1898-1902  
 Doyle, Larry, IF, 1907-16, 1918-20  
 Dravecky, Dave, P, 1987-89  
 Dreiseward, Clem, P, 1948  
 Dressen, Chuck, IF, 1933

Dressler, Rob, P, 1975-76  
 Driessen, Dan, IF, 1985-86  
 Drucke, Louis, P, 1909-12  
 Dubuc, Jean, P, 1919  
 Duffalo, Jim, P, 1961-65  
 Duffy, Frank, IF, 1971  
 Dunn, Jack, P, 1902-04  
 Dunning, Andy, P, 1891  
 Dunston, Shawon, IF/OF, 1996, 1998, 2001-02  
 Durham, Louis, P, 1908-09  
 Durham, Ray, IF, 2003-08  
 Dwyer, Jim, OF, 1978  
 Dyer, Ben, IF, 1914-15

## E (27)

East, Hugh, P, 1941-43  
 Elliott, Bob, IF, 1952  
 Elliott, Claude, P, 1904-05  
 Elliott, Randy, OF, 1977  
 Ellison, Jason, OF, 2003-06  
 Embree, Alan, P, 1999-2001  
 Emmerich, Bill, P, 1945-46  
 English, Charlie, IF, 1936  
 English, Gil, IF, 1931-32  
 Erickson, Eric, P, 1914  
 Erickson, Paul, P, 1948  
 Escobar, Angel, IF, 1988  
 Espineli, Geno, P, 2008  
 Estalella, Bobby, C, 2000-01  
 Estelle, Dick, P, 1964-65  
 Esterbrook, Tom, IF, 1885-86, 1890  
 Estes, Shawn, P, 1995-2001  
 Estrella, Leo, P, 2004  
 Etheridge, Bob, IF, 1967, 1969  
 Evans, Darrell, IF, 1976-83  
 Evans, LeRoy, P, 1902  
 Evans, Steve, OF, 1908  
 Evers, Joe, (NA), 1913  
 Evers, Walter, OF, 1954  
 Ewing, John, P, 1891  
 Ewing, William, IF, 1883-92  
 Eyre, Scott, P, 2002-05

## F (60)

Falcone, Pete, P, 1975  
 Faneyte, Rikkert, OF, 1993-95  
 Faries, Paul, IF, 1993-94  
 Farley, Bob, IF, 1961  
 Farrell, Charles, C, 1894-96  
 Farrell, Edward, IF, 1925-29  
 Fassero, Jeff, P, 2005-06  
 Faul, Bill, P, 1970  
 Faulkner, Jim, P, 1927-28  
 Faust, Charlie, P, 1911  
 Felder, Mike, OF, 1991-92  
 Feldman, Harry, P, 1941-46  
 Felix, Harry, P, 1901  
 Feliz, Pedro, IF, 2000-2007  
 Ferguson, George, P, 1906-07  
 Fernandez, Osvaldo, P, 1996-98  
 Fields, Jocko, OF, 1892  
 Figueroa, Luis, IF, 2007  
 Filipowicz, Steve, C, 1944-45  
 Finigan, Jim, IF, 1958  
 Finley, Bill, OF, 1886  
 Finley, Steve, OF, 2006  
 Fischer, Reuben, P, 1941-46  
 Fishel, Leo, P, 1899

Fisher, Chauncey, P, 1901  
 Fisher, Don, P, 1945  
 Fisher, Ed, P, 1959-61  
 Fisher, Jack, P, 1963  
 Fitzgerald, John, P, 1958  
 Fitzgerald, Matty, C, 1906-07  
 Fitzsimmons, Fred, P, 1925-37  
 Fleming, Tom, OF, 1899  
 Fletcher, Art, IF, 1909-20  
 Florence, Paul, C, 1926  
 Flynn, Cornelius, P, 1896  
 Foley, Ray, OF, 1928  
 Foli, Tim, IF, 1977  
 Foppert, Jesse, P, 2003-05  
**Fontenot, Mike, IF, 2010-**  
**Ford, Darren, OF, 2010-**  
 Foreman, Frank, P, 1893  
 Foster, Clarence, OF, 1898-1900  
 Foster, Elmer, OF, 1888-89  
 Foster, George, OF, 1969-71  
 Foster, Oscar, OF, 1896  
 Foulke, Keith, P, 1997  
 Fowlkes, Alan, P, 1982  
 Fox, Charlie, C, 1942  
 Frandsen, Kevin, IF, 2006-09  
 Franklin, Wayne, P, 2004  
 Franks, Herman, C, 1949  
 Frey, Lonny, IF, 1948  
 Frey, Steve, 1994-95  
 Frisbee, Charlie, OF, 1900  
 Frisch, Frankie, IF, 1919-26  
 Fromme, Art, P, 1913-15  
 Fuentes, Tito, IF, 1965-67, 1969-74  
 Fuller, William, IF, 1892-96  
 Fullis, Charles, OF, 1928-32  
 Fultz, Aaron, P, 2000-02

## G (91)

Gabler, Frank, P, 1935-37  
 Gabrielson, Len, OF, 1965-66  
 Galan, Augie, OF, 1949  
 Galarraga, Andres, IF, 2001, 2003  
 Gale, Rich, P, 1982  
 Gallagher, Al, IF, 1970-73  
 Ganzel, John, IF, 1901  
 Garagiola, Joe, C, 1954  
 Gardella, Al, IF, 1945  
 Gardella, Danny, OF, 1944-45  
 Gardner, Art, OF, 1978  
 Gardner, Billy, IF, 1954-55  
 Gardner, Mark, P, 1996-2001  
 Garibaldi, Bob, P, 1962-63, 1966, 1969  
 Garko, Ryan, IF, 2009-  
 Garner, Phil, IF, 1988  
 Garoni, Willie, P, 1899  
 Garrelts, Scott, P, 1982-91  
 Garrido, Gil, IF, 1964  
 Gaston, Alex, C, 1920-23  
 Gearhart, Lloyd, OF, 1947  
 Gearin, Dinty, P, 1923-24  
 Gee, Johnny, P, 1944-46  
 Genewich, Joe, P, 1928-30  
 Gentry, Harvey, OF, 1954  
 George, Bill, P, 1887-89  
 Georgy, Oscar, P, 1938  
 Gerhardt, Joe, IF, 1885-87  
 German, Les, P, 1893-96  
 Gettel, Al, P, 1951

Gettig, Charley, P, 1896-99  
 Gibbon, Joe, P, 1966-69  
 Gibson, George, C, 1917-18  
 Gibson, Russ, C, 1970-72  
 Gibson, Sam, P, 1932  
 Giel, Paul, P, 1954-58  
 Giese, Dan, P, 2007  
 Gilbert, Billy, IF, 1903-06  
 Gilbert, Harold, IF, 1950, 1953  
 Gilbert, Jack, OF, 1898  
**Gillaspie, Conor, IF, 2008**  
 Gillespie, Pete, OF, 1883-87  
 Gladd, Jim, C, 1946  
 Gladden, Dan, OF, 1983-86  
 Glasscock, Jack, IF, 1890-91  
 Gleason, William, IF, 1896-1900  
 Glenn, Ed, OF, 1898  
 Glossop, Alban, IF, 1939-40  
 Gomes, Wayne, P, 2001  
 Gomez, Pat, 1994-95  
 Gomez, Randy, C, 1984  
 Gomez, Ruben, P, 1953-58  
 Gonzalez, Mike, C, 1919-21  
 Goodson, Ed, IF, 1970-75  
 Goodwin, Tom, OF, 2002  
 Gordon, Sid, OF, 1941-43, 1946-49  
 Gore, George, OF, 1887-92  
 Gorman, Tom, P, 1939  
 Gossage, Rich, P, 1989  
 Gott, Jim, P, 1985-87  
 Goulait, Ted, P, 1912  
 Gowdy, Hank, C, 1910-11, 1923-25  
 Grady, Mike, C, 1898-1900  
 Graham, Archibald, OF, 1905  
 Graham, Jack, IF, 1946  
 Grant, Eddie, IF, 1913-15  
 Grant, Mark, P, 1984, 1986-87  
 Grantham, George, IF, 1934  
 Grasso, Mickey, C, 1946  
 Green, David, IF, 1985  
 Greene, Todd, C, 2006  
 Greenfield, Kent, P, 1924-27  
 Greer, Kenny, P, 1995  
 Gregg, Hal, P, 1952  
 Griffin, Francis, IF, 1920  
 Griffin, Tobias, OF, 1884  
 Griffin, Tom, P, 1979-81  
 Grimes, Burleigh, P, 1927  
 Grimes, Roy, IF, 1920  
 Grissom, Marquis, OF, 2003-05  
 Grissom, Marv, P, 1946, 1953-58  
 Groat, Dick, IF, 1967  
 Groh, Heinie, IF, 1912-13, 1922-26  
 Grubbs, Tom, P, 1920  
 Guillen, Jose, OF, 2010-  
 Gulden, Brad, C, 1986  
 Gumbert, Harry, P, 1935-41  
 Gunderson, Eric, P, 1990-91  
 Gutierrez, Cesar, IF, 1967, 1969  
 Guzman, Edwards, IF/C, 1999, 2001  
 Guzman, Jesus, IF, 2009-

## H (122)

Haad, Yamid, C, 2005  
 Haas, Bert, IF, 1949  
 Hadley, Irving, P, 1941  
 Haefner, Bill, C, 1928  
 Hafey, Tom, IF, 1939

## Giants Long Hitting Streaks

Player	Year	Games
George Davis	1893	33
Charles Hickman	1900	27
Jack Clark	1978	26
Mike Donlin	1908	24
Fred Lindstrom	1930	24
Don Mueller	1955	24
Willie McCovey	1963	24
Joe Moore	1934	23
Alvin Dark	1952	22
Willie McCovey	1959	22
Monte Ward	1893	21
Mike Tiernan	1896	21
Mel Ott	1937	21
Don Mueller	1954	21
Willie Mays	1954	21
Willie Mays	1957	21
Robby Thompson	1993	21
Buster Posey	2010	21
George Davis	1894	20
Mike Tiernan	1891	20
Joe Moore	1932	20
Willie Mays	1960	20
Randy Winn	2007	20
Jack Clark	1978	19
Willie McGee	1991	19

- Hale, Odell, IF, 1941  
 Halicki, Ed, P, 1974-80  
 Hall, Bob, OF, 1905  
 Hall, Mel, OF, 1996  
 Haller, Tom, C, 1961-67  
 Hallett, Jack, P, 1948  
 Hamby, Sam, C, 1926-27  
 Hamilton, Darryl, OF, 1997-98  
 Hamilton, Steve, P, 1971  
 Hammaker, Atlee, P, 1982-90  
 Hammonds, Jeffrey, OF, 2003-04  
 Hands, Bill, P, 1965  
 Hankinson, Frank, IF, 1883-84  
 Hannifin, Jack, IF, 1906-08  
 Hansen, Andy, P, 1944-50  
 Hardesty, Scott, IF, 1899  
 Hardy, Francis, P, 1951  
 Hargesheimer, Al, P, 1980-81  
 Harper, George, OF, 1927-28  
 Harrell, John, C, 1969  
 Harrell, Ray, P, 1945  
 Harris, Gail, IF, 1955-57  
 Harris, Vic, IF, 1977-78  
 Harshman, Jack, P, 1952  
 Hart, Jim Ray, IF, 1963-73  
 Hartgraves, Dean, P, 1998  
 Hartley, Grover, C, 1911-13, 1924-26  
 Hartley, Walter, OF, 1902  
 Hartman, Fred, IF, 1898-99  
 Hartnett, Gabby, C, 1941  
 Hartung, Clint, P, 1947-52  
 Haslin, Mickey, IF, 1937-38  
 Hatfield, Gil, IF, 1887-89  
 Hausmann, George, IF, 1944-45, 1949  
 Hawkins, LaTroy, P, 2005  
 Hawley, Emerson, P, 1900  
 Hayes, Charlie, IF, 1988-89, 1998-99  
 Hayworth, Ray, C, 1939  
 Healy, Fran, C, 1971-72  
 Healy, Francis, C, 1930-32  
 Hearn, Bunn, P, 1913  
 Hearn, Jim, P, 1950-56  
 Heaverlo, Dave, P, 1975-77  
 Hegan, Jim, C, 1959  
 Heine, William, IF, 1921  
 Heintzelman, Tom, IF, 1977-78  
 Heise, Bob, IF, 1970-71  
 Hemingway, Ed, IF, 1917  
 Henderson, Dave, OF, 1987  
 Henderson, Ken, OF, 1965-72  
 Hendley, Bob, P, 1964-65  
 Hendricks, Ed, P, 1910  
 Hendricks, Jack, OF, 1902  
 Henline, Butch, C, 1921  
 Hennessey, Brad, P, 2004-08  
 Henry, Bill, P, 1965-68  
 Henry, Doug, P, 1997, 2000  
 Henry, Frank, P, 1927-29  
 Henry, John, OF, 1890  
 Hensley, Chuck, P, 1986  
 Herbel, Ron, P, 1963-69  
 Herbert, Fred, P, 1915  
 Heredia, Gil, P, 1991-92  
 Herges, Matt, P, 2003-05  
 Hermanson, Dustin, P, 2003-04  
 Hernandez, Livan, P, 1999-2002  
 Hernandez, Roberto, P, 1997  
 Herndon, Larry, OF, 1976-81  
 Herr, Tom, IF, 1991  
 Hershisser, Orel, P, 1998  
 Herzog, Charles, IF, 1908-13, 1916-17  
 Hesterfer, Larry, P, 1901  
 Heving, Joe, P, 1930-31  
 Hiatt, Jack, C, 1965-69  
 Hickerson, Bryan, P, 1991-94  
 Hickman, Charles, IF, 1900-01  
 Higbee, Kirby, P, 1949-50  
 Higbee, Mahlon, OF, 1922  
 Hill, Carmen, P, 1922  
 Hill, Glenallen, OF, 1995-97  
 Hill, Marc, C, 1975-80  
 Hillenbrand, Shea, IF, 2006  
 Hiller, Chuck, IF, 1961-65  
 Hiller, Frank, P, 1953  
 Hinshaw, Alex, P, 2008-09  
 Hoeft, Bill, P, 1963, 1966  
 Hofman, Bobby, IF, 1949, 1952-57  
 Hogan, James, C, 1928-32  
 Holke, Walter, IF, 1914-18  
 Holland, Al, P, 1979-82  
 Holland, Howard, P, 1927  
 Holm, Steve, C, 2008-09  
 Holmes, James, OF, 1897  
 Hook, Chris, P, 1995-96  
 Hornsby, Rogers, IF, 1927  
 Hornung, Joe, OF, 1890  
 Horwitz, Brian, OF, 2008  
 Hosey, Steve, OF, 1992  
 Howarth, Jim, OF, 1971-74  
 Howe, John, IF, 1890  
 Howerton, Bill, OF, 1952  
 Howry, Bob, P, 2009  
 Hoyt, Waite, P, 1918  
 Hubbard, Trenidad, OF, 1996  
 Hubbell, Bill, P, 1919-20  
 Hubbell, Carl, P, 1928-43  
 Hudlin, Willis, P, 1940  
 Hudson, Johnny, IF, 1945  
 Huenke, Al, P, 1914  
**Huff, Aubrey, IF, 2010-**  
 Humphries, John, C, 1883-84  
 Hundley, Randy, C, 1964-65  
 Hunnefield, Bill, IF, 1931  
 Hunt, Ron, IF, 1968-70  
 Hunter, Herb, IF, 1916  
 Huntzinger, Walter, P, 1923-25
- I** (4)  
 Iott, Clarence, P, 1947  
 Irvin, Monte, OF, 1949-55  
**Ishikawa, Travis, IF, 2006, 2008-**  
 Ivie, Mike, IF, 1978-81
- J** (52)  
 Jablonski, Ray, IF, 1957-58  
 Jackson, Jim, OF, 1902  
 Jackson, Mike, P, 1992-94  
 Jackson, Travis, IF, 1922-36  
 Jacobson, Merwin, OF, 1915  
 Jahn, Art, OF, 1928  
 James, Bernie, IF, 1933  
 James, Chris, OF, 1992  
 James, Skip, IF, 1977-78  
 Jansen, Larry, P, 1947-54  
 Javier, Stan, OF, 1996-99  
 Jeanes, Ernest, OF, 1927  
 Jeffcoat, Mike, P, 1985  
 Jensen, Marcus, C, 1996-97  
 Jensen, Ryan, P, 2001-03  
 Joaquin, Waldis, P, 2009-10  
 Johnson, Art, P, 1927  
 Johnson, Brian, C, 1997-98  
 Johnson, Don, P, 1958  
 Johnson, Elmer, OF, 1914  
 Johnson, Erik, IF, 1993-94  
 Johnson, Frank, OF, 1966-71  
 Johnson, Fred, P, 1922-23  
 Johnson, Jerry, P, 1970-72  
 Johnson, Jim, P, 1970  
 Johnson, Randy, P, 2009  
 Johnson, Tom, P, 1899  
 Johnson, Wallace, IF, 1983  
 Johnston, Greg, OF, 1979  
 Johnston, Jimmy, IF, 1926  
 Johnstone, John, P, 1997-00  
 Joiner, Roy, P, 1940  
 Jones, Charlie, P, 1893  
 Jones, Chris, OF, 1986  
 Jones, Chris, OF, 1998  
 Jones, Dax, OF, 1996  
 Jones, Gordon, P, 1958-59  
 Jones, Jim, OF, 1901-02  
 Jones, Johnny, P, 1919  
 Jones, Sam, P, 1959-61  
 Jones, Sheldon, P, 1946-51  
 Jones, Sherman, P, 1960  
 Jones, Tracy, OF, 1989  
 Jonnard, Claude, P, 1921-24  
 Jordan, Baxter, IF, 1927  
 Jorgensen, John, IF, 1950-51  
 Joshua, Von, OF, 1975-76  
 Joyce, Bill, IF, 1896-98  
 Joyce, Bob, P, 1946  
 Judd, Ralph, P, 1929-30  
 Juden, Jeff, P, 1996  
 Jurak, Ed, IF, 1989  
 Jurgas, Bill, IF, 1939-45
- K** (55)  
 Kampouris, Alex, IF, 1938-39  
 Katt, Ray, C, 1952-57  
 Kauff, Benny, OF, 1916-20  
 Kaufman, Tony, P, 1929  
 Kearney, Bob, C, 1979  
 Keefe, Tim, P, 1885-91  
 Keeler, Willie, OF, 1892-93, 1910  
 Kelleher, Albert, C, 1916  
 Kelly, George, IF, 1915-26  
 Kelly, Mike (King), C/OF, 1893  
 Kennedy, Monte, P, 1946-53  
 Kennedy, Terry, C, 1989-91  
 Kennedy, William, P, 1902  
 Kent, Jeff, IF, 1997-2002  
 Kerr, Buddy, IF, 1943-49  
 Kilduff, Pete, IF, 1917  
 Killefer, Red, OF, 1916  
 King, Charles, P, 1892-93  
 King, Jim, OF, 1958  
 King, Lee, OF, 1919-22  
 Kingery, Mike, OF, 1990-91  
 Kingman, Brian, P, 1983  
 Kingman, Dave, IF-OF, 1971-74  
 Kinsella, Bob, OF, 1919-20  
 Kinney, Matt, P, 2005  
 Kinsler, William, OF, 1893

Kirby, LaRue, OF, 1912  
 Kirke, Jay, OF, 1918  
 Kirkland, Willie, OF, 1958-60  
 Klawitter, Al, P, 1909-10  
 Klesko, Ryan, IF, 2007  
 Kline, Ron, P, 1969  
 Kline, Steve, P, 2006-08  
 Klinger, Joe, C, 1927  
 Kluttz, Cyde, C, 1945-46  
 Knauss, Frank, P, 1895  
 Knepper, Bob, P, 1976-80, 1989-90  
 Knoedler, Justin, C, 2004-06  
 Knowles, Jim, IF, 1892  
 Koehler, Brad, C, 1915-16  
 Koehler, Horace, OF, 1925  
 Koencke, Len, OF, 1932  
 Koenig, Mark, IF, 1935-36  
 Kommink, Brad, OF, 1990  
 Konikowski, Alex, P, 1948-1951  
 Kopf, Wally, IF, 1921  
 Koslo, Dave, P, 1941-42, 1946-53  
 Kramer, Jack, P, 1950-51  
 Krauss, John, P, 1946  
 Kress, Ralph, IF, 1946  
 Krueger, Ernie, C, 1917  
 Krukow, Mike, P, 1983-89  
 Kuenn, Harvey, OF, 1961-65  
 Kuiper, Duane, IF, 1982-85  
 Kutcher, Randy, OF, 1986-87

## L (80)

Lacey, Bob, P, 1984  
 LaCoss, Mike, P, 1986-91  
 Lafata, Joe, IF, 1947-49  
 Laga, Mike, IF, 1989-90  
 Lajeski, Dick, IF, 1946  
 Lampkin, Tom, C, 1995-96  
 Lancellotti, Rick, IF/OF, 1986  
 Landrith, Hobie, C, 1959-61  
 Landrum, Don, OF, 1966  
 Lanier, Hal, IF, 1964-71  
 Lanier, Max, P, 1952-53  
 LaPoint, Dave, P, 1985  
 Larker, Norm, IF, 1963  
 Larkin, Pat, P, 1983  
 Larsen, Don, P, 1962-64  
 Laskey, Bill, P, 1982-85, 1986  
 Latham, Arlie, IF, 1909  
 Latimer, Clifford, IF, 1898  
 Lauder, Bill, IF, 1902-03  
 Lavelle, Gary, P, 1974-84  
 Lawing, Garland, OF, 1946  
 Layana, Tim, P, 1993  
 Layton, Les, OF, 1948  
 Lazzeri, Tony, IF, 1939  
 Leach, Freddy, OF, 1929-30  
 Leach, Jalal, OF, 2001  
 Leach, Rick, OF, 1990  
 Lear, Fred, IF, 1920  
 Ledee, Ricky, OF, 2004  
 Lee, Roy, P, 1945  
 Lee, Thornton, P, 1948  
 LeFevre, Al, IF, 1920  
 Lefferts, Craig, P, 1987-89  
 Leiber, Hank, OF, 1933-38, 1942  
 Leiter, Mark, P, 1995-96  
 Leitner, George, P, 1901  
 LeMaster, Johnnie, IF, 1975-85  
 LeMay, Dick, P, 1961-62

Lennon, Bob, OF, 1954  
 Leonard, Jeffrey, OF, 1981-88  
 Leonard, Mark, OF, 1990-92, 1994-95  
 Lerch, Randy, P, 1983-84  
 Leslie, Sam, IF, 1929-33, 1936-38  
 Levine, Al, P, 2005  
 Lewis, Darren, OF, 1991-95  
 Lewis, Fred, OF, 2006-10  
 Lewis, Mark, IF, 1997  
 Liddle, Don, P, 1954-56  
**Lincecum, Tim, P, 2007-**  
 Linden, Todd, OF, 2003-07  
 Lindstrom, Fred, IF, 1924-32  
 Linebrink, Scott, P, 2000  
 Linzy, Frank, P, 1963, 1965-70  
 Littlejohn, Dennis, C, 1978-80  
 Littlefield, Dick, P, 1956  
 Litton, Greg, IF, 1989-92  
 Livingston, Mickey, C, 1947-49  
 Livingstone, Jake, P, 1901  
 Lobert, Hans, IF, 1915-17  
 Lockman, Whitey, IF-OF, 1945, 1947-58  
 Loes, Billy, P, 1960-61  
 Lofton, Kenny, OF, 2002  
 Lohrke, Jack, IF, 1947-51  
 Lohrman, Bill, P, 1937-43  
 Lombardi, Ernie, C, 1943-47  
 Lombardo, Lou, P, 1948  
 Long, Dale, IF, 1960  
**Lopez, Javier, P, 2010-**  
 Loughran, (NFI), C, 1894  
 Lowery, Terrell, OF, 2000  
 Lowry, Noah, P, 2003-07  
 Luby, Hugh, IF, 1944  
 Lucas, Charles, P, 1923  
 Lucas, Ray, P, 1929-31  
 Lunsford, Trey, C, 2002-03  
 Luque, Dolph, P, 1932-35

Lynch, Mike, P, 1907  
 Lynn, Japhet, P, 1939-40  
 Lyons, Denny, IF, 1892  
 Lyons, Harry, OF, 1889, 1892-93

## M (179)

MacKenzie, Ken, P, 1964  
 MacPhee, Waddy, IF, 1922  
 Maddox, Garry, OF, 1972-75  
 Madjeski, Ed, C, 1937  
 Madlock, Bill, IF, 1977-79  
 Magee, Bill, P, 1901-02  
 Maglie, Sal, P, 1945, 1950-55  
 Maguire, Freddy, IF, 1922-23  
 Maguire, Jack, OF, 1950-51  
 Mahady, Jim, IF, 1921  
 Malarkey, Bill, P, 1908  
 Malay, Joe, IF, 1933  
 Maldonado, Candy, OF, 1986-89  
 Mallory, Jim, OF, 1945  
 Mancuso, Gus, C, 1933-38, 1942-44  
 Mangan, Jim, C, 1956  
 Mangum, Leo, P, 1928  
 Manlove, Charlie, C, 1884  
 Mann, Les, OF, 1927-28  
 Manwaring, Kirt, C, 1987-96  
 Maranda, Georges, P, 1960  
 Marberry, Fred, P, 1936  
 Margoneri, Joe, P, 1956-57  
 Marichal, Juan, P, 1960-73  
 Marquard, Richard, P, 1908-15  
 Marshall, Dave, OF, 1967-69  
 Marshall, Edward, IF, 1929-32  
 Marshall, Jim, IF, 1960-61  
 Marshall, Willard, OF, 1942, 1946-49  
 Marshall, William, C, 1904  
 Martin, Frank, IF, 1899  
 Martin, Jerry, OF, 1981  
 Martin, Joe, IF, 1936  
 Martin, Renie, P, 1982-84

## Giants Longest Winning Streaks

Player	Year	Games
Tim Keefe	1888	19
Rube Marquard	1912	19
Mickey Welch	1885	17
Carl Hubbell	1936	16
Jack Sanford	1962	16
Joe McGinnity	1904	14
Christy Mathewson	1909	13
Burleigh Grimes	1927	13
Hooks Wiltse	1904	12
Jason Schmidt	2004	12
Christy Mathewson	1905	11
Hal Schumacher	1935	11
Sal Maglie	1950	11
Johnny Antonelli	1954	11
Slim Sallee	1917	10
Jesse Barnes	1917	10
Clarence Mitchell	1930	10
Juan Marichal	1966	10
Juan Marichal	1968	10
Vida Blue	1978	10

Martinez, Dave, OF, 1993-94  
 Martinez, Joe, P, 2009-10  
 Martinez, Ramon, IF, 1998-2002  
 Mason, Don, IF, 1966-70  
 Mason, Roger, P, 1985-87  
 Matheny, Mike, C, 2005-06  
 Mathewson, Christy, P, 1900-16  
 Mathewson, Henry, P, 1906-07  
 Matos, Osiris, P, 2008  
 Matthews, Gary, OF, 1972-76  
 Mattimore, Mike, P, 1887  
 Maul, Al, P, 1901  
 Maun, Ernie, P, 1924  
 Maxwell, Bert, P, 1911  
 May, Milt, C, 1980-83  
 Maynard, Jim, OF, 1940-43, 1946  
 Mayne, Brent, C, 1998-99  
 Mayo, Eddie, IF, 1936  
 Mays, Carl, P, 1929  
 Mays, Willie, OF, 1951-52, 1954-72  
 McBride, Algie, OF, 1901  
 McCall, John, P, 1954-57  
 McCament, Randy, P, 1989-90  
 McCardell, Roger, C, 1959  
 McCarthy, Johnny, IF, 1936-41, 1948  
 McCarty, Lew, C, 1916-20  
 McCarty, David, IF/OF, 1995-96  
 McClain, Scott, IF, 2007-08  
 McClellan, Paul, P, 1991  
 McCormick, Harry, OF, 1904, 1908-13  
 McCormick, Mike F., P, 1956-62, 1967-70  
 McCormick, Mike W., OF, 1950  
 McCovey, Willie, IF, 1959-73, 1977-80  
 McCreery, Tom, OF, 1897-98  
 McDaniel, Lindy, P, 1966-68  
 McDonald, Jim, OF, 1902  
 McDowell, Sam, P, 1972-73  
 McGaffigan, Andy, P, 1982-83, 1990  
 McGann, Dan, IF, 1902-07  
 McGee, Bill, P, 1941-42  
 McGee, Willie, OF, 1991-94  
 McGinnity, Joe, P, 1902-08  
 McGlothen, Lynn, P, 1977-78  
 McGowan, Mickey, P, 1948  
 McGraw, John, IF, 1902-06  
 McKechnie, Bill, IF, 1916  
 McKinnon, Alex, IF, 1884  
 McLarney, Art, IF, 1932  
 McLean, Larry, C, 1913-15  
 McMahan, Don, P, 1969-72  
 McMahan, John, IF, 1892-93  
 McMillan, George, OF, 1890  
 McMullen, Hugh, IF, 1925-26  
 McNamara, Jim, C, 1992-1993  
 McNamara, Tim, P, 1926  
 McPartlin, Frank, P, 1899  
 McQuillan, Hugh, P, 1922-27  
 Mead, Charlie, OF, 1943-45  
 Medders, Brandon, P, 2009-10  
 Medwick, Joe, OF, 1943-45  
 Meekin, Jouett, P, 1894-99  
 Melendez, Francisco, IF, 1987-88  
 Melo, Juan, IF, 2000  
 Melton, Cliff, P, 1937-44  
 Melvin, Bob, C, 1986-88  
 Menefee, John, P, 1898

Menendez, Tony, 1994  
 Mercedes, Luis, OF, 1993  
 Mercer, Win, P, 1900  
 Merkle, Fred, IF, 1907-16  
 Merritt, Howard, OF, 1913  
 Mertes, Sam, OF, 1903-06  
 Mesa, Jose, P, 1998  
 Messenger, Randy, P, 2007  
 Metzger, Butch, P, 1974  
 Metzger, Roger, IF, 1978-80  
 Meusel, Emil, OF, 1921-26  
 Meyers, John, C, 1909-15  
 Middleton, Jim, P, 1917  
 Miller, Bruce, IF, 1973-76  
 Miller, Jim, IF, 1901  
 Miller, Justin, 2009  
 Miller, Ken, P, 1944  
 Miller, Roscoe, P, 1902-03  
 Miller, Stu, P, 1957-62  
 Milligan, Bill, P, 1904  
 Milligan, John, C, 1893  
 Mills, Willie, P, 1901  
 Milne, Pete, OF, 1948-50  
 Milner, Eddie, OF, 1987  
 Minor, Damon, IF, 2000-02, 2004  
 Minton, Greg, P, 1975-87  
 Mintz, Stephen, P, 1995  
 Minutelli, Gino, P, 1993  
 Mirabelli, Doug, C, 1996-00  
 Misch, Patrick, P, 2006-08  
 Mitchell, Clarence, P, 1930-32  
 Mitchell, Kevin, IF, 1987-91  
 Mize, Johnny, IF, 1942, 1946-49  
 Moffitt, Randy, P, 1972-81  
 Mohr, Dustan, OF, 2004  
 Molina, Bengie, C, 2007-10  
 Monbouquette, Bill, P, 1968  
 Monroe, John, IF, 1921  
 Montanez, Willie, IF, 1975-76  
 Montefusco, John, P, 1974-80  
 Monteleone, Rich, 1994  
 Monzant, Ramon, P, 1954-58, 1960  
 Mooney, Jim, P, 1931-32  
 Moore, Al, OF, 1925-26  
 Moore, Eddie, IF, 1932  
 Moore, Euel, P, 1935  
 Moore, Joe, OF, 1930-41  
 Moore, Robert, P, 1985  
 Morgan, Joe, IF, 1981-82  
 Morman, Al, P, 1998  
 Morrell, Bill, P, 1930-31  
 Morris, John, P, 1972-74  
 Morris, Matt, P, 2006-07  
 Moss, Damian, P, 2003  
 Moss, Howie, OF, 1942  
 Mota, Guillermo, P, 2010-  
 Mota, Manuel, OF, 1962  
 Mueller, Bill, IF, 1996-00, 2002  
 Mueller, Clarence, OF, 1926-27  
 Mueller, Don, OF, 1948-57  
 Mueller, Ray, C, 1949-50  
 Muffett, Billy, P, 1959  
 Mulholland, Terry, P, 1986, 1988-89, 1995, 1997  
 Mullins, Fran, IF, 1984  
 Mungo, Van, P, 1942-43, 1945  
 Munter, Scott, P, 2005-07  
 Murakami, Masanori, P, 1964-65  
 Murcer, Bobby, OF, 1975-76

Murphy, Bob, P, 1890  
 Murphy, Danny F., IF, 1900-01  
 Murphy, Danny J., C, 1892  
 Murphy, Frank, OF, 1901  
 Murphy, Pat, C, 1887-90  
 Murphy, Yale, IF, 1894-97  
 Murray, Calvin, OF, 1999-02  
 Murray, Red, OF, 1909-17  
 Murray, Rich, IF, 1980, 1983  
 Myatt, George, IF, 1938-39  
 Myatt, Glenn, C, 1935

## N (21)

Nastu, Phil, P, 1978-80  
 Nathan, Joe, P, 1999-00, 2002-03  
 Neal, Theophilus, IF, 1905  
 Needham, Tom, C, 1908  
 Nehf, Art, P, 1919-26  
 Nelson, Jack, IF, 1887  
 Nelson, Ray, IF, 1901  
 Nen, Robb, P, 1998-2002  
 Newman, Charlie, OF, 1892  
 Newson, Louis, P, 1948  
 Nichols, Chet, P, 1928  
 Nichols, Roy, IF, 1944  
 Nicosia, Steve, C, 1983-84  
 Niehoff, Bert, IF, 1918  
 Niekro, Lance, IF, 2003, 2005-07  
 Nieman, Bob, OF, 1962  
 Nixon, Donell, OF, 1988-89  
 Noble, Ray, C, 1951-53  
 Nokes, Matt, C, 1985  
 North, Bill, OF, 1979-81  
 Novoa, Rafael, P, 1990

## O (36)

Oberkfell, Ken, IF, 1989  
 O'Brien, Tom, OF, 1899  
 Ochoa, Ivan, IF, 2008  
 Ockey, Walter, P, 1944  
 O'Connell, Danny, IF, 1957-59  
 O'Connell, Jimmy, OF, 1923-34  
 O'Day, Hank, P, 1889  
 O'Dea, Ken, C, 1939-41  
 O'Dell, Billy, P, 1960-64  
 O'Doul, Francis, OF, 1928, 1933-34  
 Oeschger, Joe, P, 1919  
 O'Farrell, Bob, C, 1928-32  
 Ogden, Jack, P, 1918  
 O'Hagen, Hal, IF, 1902  
 O'Hara, Bill, OF, 1909  
 Oliver, Al, IF, 1984  
 Oliver, Nate, IF, 1968  
 Oliveras, Francisco, P, 1990-92  
 O'Malley, Tom, IF, 1982-84  
 O'Neal, Randy, P, 1990  
 O'Neil, Mickey, C, 1927  
 O'Neill, James, OF, 1883  
 O'Neill, John, C, 1899  
 Onslow, Jack, C, 1917  
 Ontiveros, Steve, IF, 1973-76  
 Orenge, Joe, IF, 1941  
 Orsino, John, C, 1961-62  
 Ortiz, Russ, P, 1998-2002  
 Ortmeier, Daniel, OF, 2005-08  
 O'Rourke, Jim, OF, 1885-1904  
 O'Rourke, Tom, C, 1890  
 Orr, Dave, IF, 1883  
 O'Toole, Marty, P, 1914

Ott, Mel, OF, 1926-47  
 Ouellette, Phil, C, 1986  
 Oxley, Henry, C, 1884

## P (64)

Pagan, Jose, IF, 1959-65  
 Palmer, Matt, P, 2008  
 Palmero, Emilio, P, 1915-16  
 Parker, Rick, OF, 1990-91  
 Parmelee, LeRoy, P, 1929-35  
 Patrick, Bronswell, P, 1999  
 Patterson, John, IF, 1992-95  
 Patterson, William, IF, 1921  
 Paulette, Gene, IF, 1911  
 Pearce, Grayson, IF, 1883  
 Peel, Homer, OF, 1933-34  
 Peltier, Dan, IF, 1996  
 Pena, Jim, P, 1992  
 Penny, Brad, P, 2009  
 Perez, Marty, IF, 1976  
 Perez, Neifi, IF, 2003-04  
 Perezchica, Tony, IF, 1988, 1990-91  
 Perlman, Jon, P, 1987  
 Perritt, Pol, P, 1915-21  
 Perry, Gaylord, P, 1962-71  
 Peterson, Cap, OF, 1962-66  
 Pettini, Joe, IF, 1980-83  
 Petty, Charlie, P, 1893  
 Pfeffer, Fred, IF, 1896  
 Pfyl, Monte, IF, 1907  
 Philley, Dave, OF, 1960  
 Phillips, Dick, IF, 1962  
 Phillips, John, P, 1945  
 Phillips, J.R., IF, 1993-96  
 Phillips, Mike, IF, 1973-75  
 Phyle, Bill, P, 1901  
 Picone, Mario, P, 1947, 1952-54  
 Pierce, Billy, P, 1962-64  
 Pierzynski, A.J., C, 2004  
 Piez, Charles, OF, 1914  
 Pignatano, Joe, C, 1962  
 Pike, Jesse, OF, 1946  
 Pitlock, Lee, P, 1970  
 Pittman, Joe, IF, 1984  
 Planeta, Emil, P, 1931  
 Plank, Ed, P, 1978-79  
 Plitt, Norman, P, 1927  
 Poat, Ray, P, 1947-49  
 Poetz, Joe, P, 1926  
 Poland, Hugh, C, 1943  
 Polli, Lou, P, 1944  
 Ponson, Sidney, P, 2003  
 Poole, Jim, P, 1996-98  
 Porter, Ned, P, 1926-27  
 Portugal, Mark, 1994-95  
**Posey, Buster, C, 2009-**  
 Powell, Brian, P, 2003  
 Powell, Dante, OF, 1997-98, 2001  
 Powers, Les, IF, 1938  
 Pregenzer, John, P, 1963-64  
 Price, Joe P., OF, 1928  
 Price, Joe W., P, 1987-89  
 Priddy, Bob, P, 1965-66  
 Pruett, Hub, P, 1930  
 Pruitt, Ron, C, 1982-83  
 Puente, Miguel, P, 1970  
 Puffer, Brandon, P, 2005  
 Puhl, John, OF, 1898-99  
 Pyle, Ewald, P, 1944-45

## Q (2)

Quinones, Luis, IF, 1986  
 Quisenberry, Dan, P, 1990

## R (91)

Rabb, John, C, 1982-84  
 Rader, Dave, C, 1971-76  
 Ragan, Pat, P, 1919  
 Rainey, John, OF, 1887  
 Rajsich, Gary, IF, 1985  
 Ramirez, Julio, OF, 2005  
**Ramirez, Ramon, P, 2010-**  
 Ransom, Cody, IF, 2001-04  
 Ransom, Jeff, C, 1981-83  
 Rapp, Earl, OF, 1951  
 Rapp, Joseph, IF, 1921  
 Rapp, Pat, P, 1992, 1997  
 Rariden, Bill, C, 1916-18  
 Rawlings, Johnny, IF, 1921-22  
 Ray, Chris, P, 2010  
 Raymond, Arthur, P, 1909-11  
 Reberger, Frank, P, 1970-72  
 Redmon, Glenn, IF, 1974  
 Reed, Jeff, C, 1993-95  
 Reed, Steve, P, 1992, 1998  
 Reese, Andy, OF, 1927-30  
 Regan, Joe, OF, 1898  
 Reid, Jessie, OF, 1987-88  
 Reidy, Bill, P, 1896  
 Reitz, Ken, IF, 1976  
 Remlinger, Mike, P, 1991  
 Renfroe, Marshall, P, 1959  
 Renteria, Edgar, IF, 2009-2010  
 Reuschel, Rick, P, 1987-91  
 Reyes, Napoleon, IF, 1943-45, 1950  
 Rhawn, Bobby, IF, 1947-48  
 Rhodes, Dusty, OF, 1952-59  
 Riccelli, Frank, P, 1976  
 Richards, Gene, OF, 1984  
 Richards, Paul, C, 1933-35  
 Richardson, Danny, IF, 1884-91  
 Richardson, Hardy, OF, 1892  
 Ridzik, Steve, P, 1956-57  
 Righetti, Dave, P, 1991-93  
 Rigney, Bill, IF, 1946-53  
 Riles, Ernest, IF, 1988-90  
 Riley, George, P, 1984  
 Ring, Jimmy, P, 1926  
 Rios, Armando, OF, 1998-2001  
 Ripley, Allen, P, 1980-81  
 Ripple, Jimmy, OF, 1936-39  
 Ritter, William, P, 1914-16  
 Rivera, Ruben, OF, 2003  
 Roa, Joe P, 1997  
 Roach, John, P, 1887  
 Roberts, Dave, P, 1979  
 Roberts, Dave, OF, 2007-08  
 Robertson, Dave, OF, 1912-19  
 Robertson, Rich, P, 1966-71  
 Robinson, Craig, IF, 1975-76  
 Robinson, Don, P, 1987-91  
 Robinson, Jeff, P, 1984-87  
 Robinson, John, C, 1902  
 Rodgers, Andre, IF, 1958-60  
 Rodin, Eric, OF, 1954  
 Rodriguez, Felix, P, 1999-2004  
 Rodriguez, Guillermo, C, 2007  
 Rodriguez, Jose, IF, 1916-18  
 Rodriguez, Rich, P, 1997-99

Rodriguez, Rick, P, 1990  
 Roenicke, Ron, OF, 1985  
 Roettger, Wally, OF, 1930  
 Rogers, Kevin, P, 1992-95  
**Rohlinger, Ryan, IF, 2008-**  
**Romo, Sergio, P, 2008-**  
 Roper, John, P, 1995  
 Rosario, Jim, OF, 1971-72  
 Rose, Don, P, 1974  
 Rosen, Goody, OF, 1946  
 Rosenberg, Harry, OF, 1930  
**Ross, Cody, OF, 2010-**  
 Ross, George, P, 1918  
 Rosselli, Joe, P, 1995  
 Rosso, Frank, P, 1944  
 Roush, Edd, OF, 1916, 1927-29  
**Rowand, Aaron, OF, 2008-**  
 Rowland, Mike, P, 1980-81  
 Rucker, Johnny, OF, 1940-46  
 Rudolph, Dick, P, 1910-11  
 Rudolph, Ken, C, 1974, 1977  
 Rueter, Kirk, P, 1996-2005  
 Rufer, Rudy, IF, 1949-50  
**Runzler, Dan, P, 2009-**  
 Rusie, Amos, P, 1890-98  
 Ryan, Connie, IF, 1942  
 Ryan, John, IF, 1933-34, 1937-38  
 Ryan, Rosy, P, 1919-24

## S (156)

Sadecki, Ray, P, 1966-69  
 Sadek, Mike, C, 1973, 1975-81  
 Sadler, Biller, P, 2006, 2008  
 Sadowski, Ryan, 2009  
 Sallee, Harry, P, 1916-21  
 Salveson, Jack, P, 1933-34  
 Salvo, Manuel, P, 1939  
 Samford, Ron, IF, 1954  
 Samuels, Roger, P, 1988  
 Sanchez, Alex, OF, 1984  
 Sanchez, Alex, OF, 2005  
**Sanchez, Freddy, IF, 2009-**  
**Sanchez, Jonathan, P, 2006-**  
 Sanchez, Rey, IF, 1998  
 Sanders, Deion, OF, 1995  
 Sanders, Reggie, OF, 2002  
 Sanderson, Scott, P, 1993  
**Sandoval, Pablo, IF, 2008-**  
 Sanford, Jack, P, 1959-65  
 Santana, Andres, IF, 1990-93  
 Santangelo, F.P., IF/OF, 1999  
 Santiago, Benito, C, 2001-03  
 Santos, Chad, IF, 2006  
 Santos, Francisco, IF/OF, 2003  
 Sarni, Bill, C, 1956  
 Sasser, Mackey, C, 1987  
 Sauer, Hank, OF, 1957-59  
 Sayles, Bill, P, 1943  
 Scalzi, Frank, IF, 1939  
 Scanlon, M.J., IF, 1890  
 Scarsone, Steve, IF, 1993-96  
 Schalk, Ray, C, 1929  
 Schang, Bobby, C, 1915  
 Schatzeder, Dan, P, 1982  
 Schauer, Alexander, P, 1913-16  
 Schemer, Mike, IF, 1945-46  
 Schenz, Hank, IF, 1951  
**Schierholtz, Nate, OF, 2007-**  
 Schlei, George, C, 1909-11

Schmidt, Bob, C, 1958-61  
 Schmidt, Frederick, P, 1893  
 Schmidt, Jason, P, 2001-2006  
 Schoendienst, Red, IF, 1956-57  
 Schofield, Dick, IF, 1965-66  
 Schreiber, Hank, IF, 1921  
 Schriver, William C, 1895  
 Schroder, Bob, IF, 1965-68  
 Schumacher, Hal, P, 1931-42, 1946  
 Schupp, Ferdie, P, 1913-19  
 Scott, Jack, P, 1922-26  
 Scott, Tim, P, 1996  
 Sechrist, Theodore, P, 1899  
 Seeds, Bob, OF, 1938-40  
 Segura, Jose, 1991  
 Selbach, Albert, OF, 1900-01  
 Servais, Scott, C, 1999, 2000  
 Service, Scott, P, 1995  
 Seward, Frank, P, 1943-44  
 Seymour, Cy, OF-P, 1896-1900, 1906-10  
 Shabala, Adam, OF, 2005  
 Shafer, Arthur, IF, 1909-13  
 Shannon, William, OF, 1906-08  
 Shaw, Bob, P, 1964-66  
 Sharrott, John, P, 1890-92  
 Shay, Danny, IF, 1907  
 Shea, Patrick, P, 1921-22  
 Sheehan, Dan, IF, 1900  
 Sheehan, Jim, C, 1936  
 Sheridan, Pat, OF, 1989  
 Shinjo, Tsuyoshi, OF, 2002  
 Shinnars, Ralph, OF, 1922-23  
 Shipley, Joe, P, 1958-60  
 Shore, Ernie, P, 1912  
 Shores, Bill, P, 1933  
 Sicking, Eddie, IF, 1918-20  
 Siebern, Norm, IF, 1967  
 Sigsby, Seth, P, 1893  
 Slattery, Mike, OF, 1888-89  
 Slayback, Elbert, IF, 1926  
 Sloan, Bruce, OF, 1944  
 Smith, Al J., P, 1934-37  
 Smith, Al K., P, 1926  
 Smith, Alexander, IF, 1901  
 Smith, Billy, IF, 1981  
 Smith, Chris, IF, 1983

Smith, Earl, C, 1919-23  
 Smith, Elmer, OF, 1900  
 Smith, George, A., P, 1916-19  
 Smith, George, H., IF, 1901-02  
 Smith, Harry, C, 1914-15  
 Smith, James, C, 1927  
 Smith, Jimmy, IF, 1917  
 Smith, Mike, OF, 1926  
 Smith, Reggie, IF, 1982  
 Snider, Duke, OF, 1964  
 Snodgrass, Fred, OF, 1908-15  
 Snover, Colonel, P, 1919  
 Snow, J.T., IF, 1997-2005, 2008  
 Snyder, Cory, OF, 1992  
 Snyder, Frank, C, 1919-26  
 Soderstrom, Steve, P, 1996  
 Solomon, Moses, OF, 1923  
 Sommers, Pete, C, 1890  
 Songer, Don, P, 1927  
 Sorensen, Lary, P, 1988  
 Sorrell, Bill, IF, 1967  
 Sosa, Elias, P, 1972-74  
 Southworth, Billy, OF, 1924-26  
 Spahn, Warren, P, 1965  
 Sparks, Tully, P, 1902  
 Speake, Bob, OF, 1958-59  
 Speed, Horace, OF, 1975  
 Speier, Chris, IF, 1971-77, 1987-89  
 Spencer, Daryl, IF, 1952-53, 56-59  
 Spencer, George, P, 1950-55  
 Spencer, Glenn, P, 1933  
 Spencer, Roy, C, 1936  
 Spencer, Vern, OF, 1920  
 Spilman, Harry, IF, 1986-88  
 Spohrer, Al, C, 1928  
 Spradlin, Jerry, P, 1999  
 St. Claire, Ebba, C, 1954  
 Stafford, Bob, OF, 1893-97  
 Stafford, Henry, OF, 1916  
 Stanek, Al, P, 1963  
 Stanky, Eddie, IF, 1950-51  
 Stanton, Mike, P, 2006  
 Starr, Ray, P, 1933  
 Statz, Arnold, OF, 1919-20  
 Steele, Bob, P, 1918-19  
 Steels, James, OF, 1989  
 Stember, Jeff, P, 1980

Stengel, Charles, OF, 1921-23  
 Stennett, Rennie, IF, 1980-81  
 Stephenson, Joe, C, 1943  
 Stephenson, John, C, 1969-70  
 Stewart, Glen, IF, 1940  
 Stock, Milt, IF, 1913-14  
 Stone, Steve, P, 1971-72  
 Stout, Allyn, P, 1935  
 Strain, Joe, IF, 1979-80  
 Strang, Sammy, IF, 1901, 1905-08  
 Strawberry, Darryl, OF, 1994  
 Stroud, Ralph, P, 1915-16  
 Stuart, Bill, IF, 1899  
 Sularz, Guy, IF, 1980-83  
 Sullivan, Mike, P, 1891, 1896-97  
 Summers, Champ, OF, 1982-83  
 Sunkel, Tom, P, 1941-43  
 Surkont, Max, P, 1956-57  
 Swabach, Bill, P, 1887  
 Swan, Russ, P, 1989-1990  
 Sweeney, Mark, IF/OF, 2006-07  
 Swift, Bill, P, 1992-94  
 Swigler, Ad, P, 1917

## T (54)

Tamargo, John, C, 1978-79  
 Taschner, Jack, P, 2005-08  
 Tate, Stuart, P, 1989  
 Taussig, Don, OF, 1958  
 Tavaraz, Julian, P, 1997-99  
 Taylor, Bill, OF, 1954-57  
 Taylor, Bob, OF, 1970  
 Taylor, Jack, P, 1891  
 Taylor, Luther, P, 1900-08  
 Taylor, Zack, C, 1927  
 Tennant, Jim, P, 1929  
 Tenney, Fred, IF, 1908-09  
 Terry, Bill, IF, 1923-36  
 Terwilliger, Wayne, IF, 1955-56  
 Tesreau, Charles, P, 1912-18  
 Testa, Nick, C, 1958  
 Thielman, Henry, P, 1902  
 Thomas, Derrel, IF, 1975-77  
 Thomas, Fay, P, 1927  
 Thomas, Herb, OF, 1927  
 Thomas, Valmy, C, 1957-58  
 Thomasson, Gary, OF, 1972-77  
 Thompson, Fresco, IF, 1926  
 Thompson, Gene, P, 1946-47  
 Thompson, Henry, IF, 1949-56  
 Thompson, Robby, IF, 1986-96  
 Thompson, Scot, IF, 1984-85  
 Thomson, Bobby, OF, 1946-53, 1957  
 Thorpe, Jim, OF, 1913-19  
 Threats, Erick, P, 2007-08  
 Thurmond, Mark, P, 1990  
 Tiernan, Mike, OF, 1887-99  
 Tillman, Rusty, OF, 1988  
 Timper, Clay, OF, 2008  
 Titcomb, Ledell, P, 1887-89  
 Tobin, Johnny, OF, 1932  
 Tomicic, Andy, P, 1949  
 Tomko, Brett, P, 2004-05  
 Toms, Tommy, P, 1975-77  
 Toney, Fred, P, 1918-22  
 Torcato, Tony, OF, 2002-05  
 Torrealba, Yorvit, C, 2001-05  
**Torres, Andres, OF, 2009-**

## Giants Around the World

Since the formation of the Giants in 1883, the club has had players born in 22 different countries through 2010:

Country	Players	Country	Players
Aruba	1	Mexico	4
Australia	2	Netherlands	1
Bahamas	1	Nicaragua	2
Britain	1	Panama	6
Canada	13	Puerto Rico	26
Colombia	2	Russia	2
Cuba	15	Scotland	1
Dominican Republic	44	Sweden	1
Ireland	2	United States of America	1,456
Jamaica	1	Venezuela	18
Japan	4	West Germany	1

Torres, Salomon, P, 1993-95  
 Tramback, Stephen, OF, 1940  
 Treadway, Thadford, OF, 1944-45  
 Trevino, Alex, C, 1985  
 Trillo, Manny, IF, 1984-85  
 Trinkle, Ken, P, 1943, 1946-48  
 Troy, John, IF, 1883  
 Tucker, Michael, OF, 2004-05  
 Tufts, Bob, P, 1981  
 Tyson, Ty, OF, 1926-27

#### U (4)

Uhle, George, P, 1933  
 Ulrich, George, IF, 1896  
 Uribe, Jose, IF, 1985-92  
 Uribe, Juan, IF, 2009

#### V (20)

Vail, Mike, OF, 1983  
 Valderrama, Carlos, OF, 2003  
 Valdez, Carlos, P, 1995  
 Valdez, Merkin, P, 2004, 2008  
 Valdez, Sergio, P, 1995  
 Vandenburg, Hy, P, 1937-40  
 Vander Wal, Jon, OF, 2001  
 Van Haltren, George, OF, 1894-1903  
 VanLandingham, William, 1994-97  
 Van Zandt, P/OF, 1901  
 Velez, Eugenio, IF, 2007-10  
 Veltman, Art, C, 1928-29, 1932  
 Venable, Max, OF, 1979-83  
 Vergez, Johnny, IF, 1931-34  
 Virgil, Ozzie, IF, 1956-57, 1966, 1969  
 Vizcaino, Jose, IF, 1997, 2006  
 Vizquel, Omar, IF, 2005-08  
 Vogelsson, Ryan, P, 2000-01  
 Voiselle, Bill, P, 1942-47  
 Vosberg, Ed, P, 1990

#### W (86)

Wade, Abraham, OF, 1907  
 Wagner, Charles, IF, 1902  
 Wagner, Leon, OF, 1958-59, 1969  
 Wakefield, Dick, OF, 1952  
 Walberg, Rube, P, 1923  
 Walker, Bill, P, 1927-32  
 Walker, Curt, OF, 1920-21  
 Walker, Frank, OF, 1925  
 Walker, Kevin, P, 2004  
 Walker, Tyler, P, 2004-05, 2007-08  
 Wall, Joe, C, 1901-02  
 Waller, John, P, 1909  
 Ward, Colin, P, 1985  
 Ward, John, P/IF, 1883-89, 1893-94  
 Warner, John, C, 1896-1904  
 Warren, Bennie, C, 1946-47  
 Washburn, Libe, OF, 1902  
 Wasinger, Mark, IF, 1987  
 Watkins, George, OF, 1934  
 Watson, Allen, P, 1996  
 Watson, John, P, 1923-24  
 Weatherly, Roy, OF, 1950  
 Weaver, Jim, OF, 1989  
 Webb, Earl, OF, 1925  
 Webb, Samuel, P, 1948-49

Weber, Ben, P, 2000  
 Weidman, George, OF-P, 1887-88  
 Weimer, Jacob, P, 1909  
 Weintraub, Phil, IF, 1933-37, 1944-45  
 Welch, Michael, P, 1883-92  
 Wellemeyer, Todd, P, 2010  
 Wellman, Brad, IF, 1982-86  
 Welsh, Jimmy, OF, 1928-29  
 Wendell, Lew, C, 1915-16  
 Werber, Bill, IF, 1942  
 Westervelt, Huyler, P, 1894  
 Westrum, Wes, C, 1947-57  
 Whistler, Lew, IF, 1890-91  
 Whitaker, Steve, OF, 1970  
 White, Albert, OF, 1947  
 White, Bill, IF, 1956, 58  
 Whitehead, Burgess, IF, 1936-41  
**Whiteside, Eli, C, 2009-**  
 Whitfield, Terry, OF, 1977-80  
 Whitney, Art, IF, 1888-89  
 Whitson, Ed, P, 1979-81  
 Wicker, Floyd, OF, 1971  
 Wideman, George, P, 1887-1888  
 Wilfong, Rob, IF, 1987  
 Wilhelm, Hoyt, P, 1952-56  
 Wilhoit, Joe, OF, 1917-18  
 Wilkins, Rick, C, 1996-97  
 Williams, Bernie, OF, 1970-72  
 Williams, Charlie, P, 1972-78  
 Williams, Davey, IF, 1949-55  
 Williams, Frank, P, 1984-86  
 Williams, Jerome, P, 2003-05  
 Williams, Keith, OF, 1996  
 Williams, Matt, IF, 1987-96  
 Willoughby, Jim, P, 1971-74  
 Wilmot, Walt, OF, 1897-98  
 Wilson, Art, C, 1908-13  
 Wilson, Artie, IF, 1951  
**Wilson, Brian, P, 2006-**  
 Wilson, Desi, IF, 1996  
 Wilson, Lewis, OF, 1923-25  
 Wilson, Neil, C, 1960  
 Wilson, Parke, C, 1893-99  
 Wilson, George, OF, 1952-53, 1956  
 Wilson, Trevor, P, 1988-95  
 Wiltse, George, P, 1904-14  
 Winn, Randy, OF, 2005-2009  
 Winters, Jesse, P, 1919-20  
 Wisner, John, P, 1925-26  
 Witasick, Jay, P, 2002  
 Witek, Nick, IF, 1940-43, 1946-47  
 Wittig, Johnny, P, 1938-39, 41, 43  
 Wohlford, Jim, OF, 1980-82  
 Wood, Ted, OF, 1991-93  
 Woodard, Mike, IF, 1985-87  
 Woodruff, Pete, OF, 1899  
 Worrell, Tim, P, 2001-03, 2006  
 Worthington, Al, P, 1953-54, 1956-60  
 Wright, Jamey, P, 2006  
 Wright, Roy, P, 1956  
 Wrightstone, Russ, IF, 1928  
 Wrigley, George, IF, 1899

#### Y (7)

Yabu, Keiichi, P, 2008-2009

Yeager, George, C, 1902  
 Young, Eric, IF, 2003  
 Young, Norman, IF, 1936, 1939-47  
 Youngblood, Joel, OF, 1983-88  
 Youngs, Ross, OF, 1917-26  
 Yvars, Sal, C, 1947-53

#### Z (9)

Zabala, Adrian, P, 1945-49  
 Zacher, Elmer, OF, 1910  
 Zanni, Dom, P, 1958-59, 1961  
 Zearfoss, Dave, C, 1896-98  
 Zerbe, Chad, P, 2000-03  
 Zimmerman, Heinie, IF, 1916-19  
 Zimmerman, Roy, IF, 1945  
 Zink, Walt, P, 1921  
**Zito, Barry, P, 2007-**

**Note: Bold face indicates player on Giants' 40-man roster as of Feb. 10, 2011.**

# MINOR LEAGUES



Highly touted prospect Brandon Belt could see time at the big league level in 2011 after hitting .352 with 23 home runs and 112 RBI in 136 games last season at three different minor league stops.

# Giants Scouting Directory

<b>Special Assistant to the General Manager, Scouting</b>	John Barr
<b>Senior Director of Baseball Operations/ Pro Scouting</b>	Jeremy Shelley
<b>Senior Advisor, Scouting</b>	Joe Lefebvre
<b>Senior Advisor, Scouting</b>	Paul Turco
<b>Senior Advisor, Scouting</b>	Ed Creech
<b>Senior Advisor, Scouting</b>	Matt Nerland
<b>Coordinator of Amateur Scouting</b>	Doug Mapson
<b>Special Assignment Scout</b>	Lee Elder
<b>Special Assignment Scout</b>	Tom Korenek
<b>Special Assignment Scout</b>	Darren Wittcke
<b>Senior Consultant, Scouting</b>	Dick Cole
<b>Senior Consultant, Scouting</b>	Bo Osborne
<b>Independent League Scout</b>	Harry Stavrenos
<b>Scouting Assistant</b>	Adam Nieting
<b>Executive Assistant, Baseball Operations</b>	Karen Sweeney

## MAJOR LEAGUE SCOUTS

Name	Assignment	Hometown
Steve Balboni	Major League Advance	Murray Hill, NJ
Brian Johnson	Major League	Detroit, MI
Michael Kendall	Major League	Rancho Palos Verde, CA
Stan Saleski	Major League	Dayton, OH
Rudy Santin	Major League	Miami, FL
Tom Zimmer	Major League	Seminole, FL

## SUPERVISORS

Arnold Brathwaite	Midwest	Grand Prairie, TX
John Castleberry	Northeast	High Point, NC
Joe Strain	West	Englewood, CO
Paul Turco, Jr.	Southeast	Tampa, FL

## TERRITORIAL SCOUTS - NORTHEAST REGION

Kevin Christman	Indiana, Kentucky, Michigan, Ohio	Noblesville, IN
Jeremy Cleveland	North Carolina, South Carolina, Virginia, West Virginia	Raleigh, NC
John DiCarlo	Delaware, Maryland, New Jersey, New York, Pennsylvania, Wash. DC, N. Virginia, WVA	Glenwood, NJ
Ray Callari	E. Canada	Cote St. Luc, Quebec
Glenn Tufts	New England States	Bridgewater, MA
Bob Barth	Atlantic States (Part Time)	Williamstown, NJ

## TERRITORIAL SCOUTS - SOUTHEAST REGION

Andrew Jefferson	Alabama, E. Tennessee, N. Georgia	Mobile, AL
Ronald Merrill	North Florida, S. Georgia	Tampa, FL
Michael Metcalf	South Florida	Lakeland, FL
Felix Negron	Puerto Rico (Part Time)	Bayamon, PR
Tim Rock	Florida (Part Time)	Orlando, FL

## TERRITORIAL SCOUTS - MIDWEST REGION

Lou Colletti	Illinois, Iowa, Minnesota, North Dakota, Nebraska, South Dakota, Wisconsin	Elk Grove Village, IL
Todd Thomas	Texas	Dallas, TX
Hugh Walker	Arkansas, Louisiana, Mississippi, W. Tennessee	Jonesboro, AR
Daniel Murray	Kansas, Missouri, Oklahoma	Prarie Village, KS

## TERRITORIAL SCOUTS - WESTERN REGION

Brad Cameron	Southern California	Los Alamitos, CA
Keith Snider	Northern California, Northern Nevada, Hawaii	Stockton, CA
Chuck Hensley	Arizona, Colorado, New Mexico, Utah	Eric, CO
Matt Woodward	Alaska, Idaho, Montana, Oregon, Washington, Wyoming, Western Canada	Vancouver, WA
Jim Chapman	W. Canada (Part Time)	Langley, BC

## INTERNATIONAL OPERATIONS

Pablo Peguero, Director of Dominican Republic Operations  
 John Cox, Coordinator of Pacific Rim Scouting  
 Joe Salermo, Latin America Cross-Checker (Puerto Rico)  
 Shun Kakazu, Coordinator of Japan Operations  
 Ciro Villalobos, Venezuela Supervisor  
 Felix Peguero, Dominican Scouting Coordinator  
 Mateo Alou, Special Assignment

Name	Territory	Hometown
Jonathan Arraiz .....	Venezuela .....	Caracas, Venezuela
Jonathan Bautista .....	Dominican Republic .....	Santo Domingo, DR
Philip Elhage .....	Curacao/Bonaire/Aruba .....	Curacao, Netherlands Antilles
Felix Fermin .....	Dominican Republic .....	Santo Domingo, DR
Edgar Fernandez .....	Venezuela .....	Valencia, Venezuela
Ricardo Heron .....	Panama .....	Via Tocumen, Panama
Juan Marquez .....	Venezuela .....	Puerto La Cruz, Venezuela
Sabastian Martinez .....	Venezuela .....	Barquisimeto, Venezuela
Daniel Mavarez .....	Colombia .....	Barranquilla, Columbia
Sandy Moreno .....	Nicaragua .....	Bolina, Managua, Nicaragua
Jim Patterson .....	Australia .....	Mitcham, Victoria, Australia
Luis Pena .....	Mexico .....	Los Mochis, Sinaloa, Mexico
Jesus Stephens .....	Dominican Republic .....	San Pedro de Macoris, DR

## Giants Minor League System

<b>Senior Vice President and General Manager</b> .....	Brian R. Sabean
<b>Vice President of Player Personnel</b> .....	Dick Tidrow
<b>Vice President of Baseball Operations</b> .....	Bobby Evans
<b>Director of Minor League Operations/Quantitative Analysis</b> .....	Yeshayah Goldfarb
<b>Director of Player Development</b> .....	Fred Stanley
<b>Special Assistant to the GM</b> .....	Felipe Alou
<b>Special Assistant to the GM</b> .....	Lou Piniella
<b>Coordinator of Minor League Instruction</b> .....	Shane Turner
<b>Senior Consultant, Player Personnel</b> .....	Jack Hiatt
<b>Special Assistant, Player Personnel</b> .....	Jim Davenport
<b>Special Assistant, Player Development</b> .....	Joe Amalfitano
<b>Director of Arizona Minor League Operations</b> .....	Alan Lee
<b>Coordinator of Minor League Pitching</b> .....	Bert Bradley
<b>Coordinator of Minor League Hitting</b> .....	Bob Mariano
<b>Coordinator of Minor League Trainers</b> .....	Jay Williams
<b>Coordinator of Minor League Strength and Conditioning</b> .....	Geoff Head
<b>Organizational Physical Therapist</b> .....	Tony Reale
<b>Roving Pitching Instructor</b> .....	Lee Smith
<b>Roving Infield Instructor</b> .....	Jose Alguacil
<b>Roving Catching Instructor</b> .....	Guillermo Rodriguez
<b>Roving Outfield/Baserunning Instructor</b> .....	Henry Cotto
<b>Roving Catching Instructor</b> .....	Kirt Manwaring
<b>Spring Training Instructor</b> .....	Shawon Dunston
<b>Spring Training Instructor</b> .....	Robb Nen
<b>Spring Training Instructor</b> .....	J.T. Snow
<b>Spring Training Instructor</b> .....	Will Clark
<b>Coordinator of Player Personnel Administration</b> .....	Clara Ho
<b>Minor League Operations Assistant</b> .....	Eric Flemming
<b>Arizona Minor League Operations Assistant</b> .....	Gabriel Alvarez

## MINOR LEAGUE AFFILIATES

### Fresno Grizzlies (AAA)

**Pacific Coast League**  
**Chukchansi Park**  
**1800 Tulare Street**  
**Fresno, CA 93721**  
**(559) 442-1994**  
 Bill Cummings, Co-Owner  
 Chris Cummings, Co-Owner  
 Dick Ellsworth, Co-Owner  
 Brian Glover, Co-Owner  
 Steve Decker, Field Manager  
 Pat Rice, Pitching Coach  
 Russ Morman, Hitting Coach  
 Anthony Reyes, Athletic Trainer  
 Carl Kochan, Strength Coach

### Richmond Flying Squirrels (AA)

**Eastern League**  
**The Diamond**  
**3001 N. Boulevard**  
**Richmond, VA**  
**(804) 359-3866**  
 Chuck Domino, Chief Executive Manager  
 Todd Parnell, Vice President, COO  
 David Machemer, Field Manager  
 Ross Grimsley, Pitching Coach  
 Ken Joyce, Hitting Coach  
 Eric Ortega, Athletic Trainer  
 Garrett Sherrill, Strength Coach

## San Jose Giants (A)

**California League**  
**Municipal Stadium**  
**P.O. Box 21727**  
**San Jose, CA 95151**  
**(408) 297-1435**

Richard Beahrs, Chairman  
 Jim Weyerman, President  
 Mark Wilson, General Manager  
 Linda Pereira, Player Relations  
 Andy Skeels, Field Manager  
 Brian Cooper, Pitching Coach  
 Gary Davenport, Hitting Coach  
 James Petra, Athletic Trainer  
 Yousef Zamat, Strength Coach

## Augusta GreenJackets (A)

**South Atlantic League**  
**Lake Olmstead Stadium**  
**78 Milledge Road**  
**Augusta, GA 30904**  
**(706) 736-7889**

Jeff Eisman, Vice President of  
 Ripken Professional Baseball  
 Chris Flannery, Chief Operating Officer of  
 Ripken Professional Baseball  
 Nick Brown, General Manager  
 Lipso Nava, Field Manager  
 Steve Kline, Pitching Coach  
 Jose Flores, Hitting Coach  
 David Gestoff, Athletic Trainer  
 Jim Bose, Strength Coach

## Salem-Keizer Volcanoes (Short-Season)

**Northwest League**  
**6700 Field of Dreams Way N.E.**  
**Keizer, OR 97307**  
**(503) 390-2225**

Jerry Walker, President & General Manager  
 Bill Tucker, Co-Owner  
 Rick Nelson, Vice President Operations  
 Tom Trebelhorn, Field Manager  
 Jerry Cram, Pitching Coach  
 Ricky Ward, Hitting Coach  
 Garret Havig, Athletic Trainer  
 Dustin Brooks, Strength Coach

## Arizona Giants (Rookie)

**Arizona Summer League**  
**Giants Baseball Complex**  
**8045 E. Camelback Road**  
**Scottsdale, AZ 85251**  
**(408) 990-0052**

Mike Goff, Field Manager  
 Mike Caldwell, Pitching Coach  
 Marcos Garcia, Pitching Coach  
 Victor Torres, Hitting Coach  
 Derin McMains, Hitting Coach  
 Andrew Benning, Athletic Trainer  
 Scott Nealon, Strength Coach

## Dominican Summer League Giants (Rookie)

**Fuerza Aerea Dominicana**  
**Santo Domingo, Dominican Republic**

Jesus Tavarez, Field Manager  
 Marcos Aguasvivas, Pitching Coach  
 Carlos Valderrama, Hitting Coach  
 Hector Borg, Coach  
 Pedro Wilson, Athletic Trainer  
 Alphonso Touseint, Strength Coach

# Minor League Roving Instructors



## Shane Turner, Coordinator, Minor League Instruction

Marks his 4th season in 2011 at current position, his 15th year overall as manager/instructor in Giants' minor league system...finished 2007 campaign as manager at double-A Connecticut, taking over for Dave Machemer late in season...guided team to 22-20 mark, after club opened season 41-58...managed triple-A Fresno for 2 years (2005-06), after having also piloted club in 2000 and 2001...earlier managed double-A Norwich (now Richmond) in 2003-04, after serving as club's roving hitting instructor in 2002...guided double-A Shreveport in 1999, Class A Advanced San Jose in 1997 and '98, and short-season Salem Keizer in 1996...owns overall 620-

666 record in 11 seasons as minor league skipper, having posted winning record each of his initial 4 campaigns...began coaching career in 1995 at then rookie-level Bellingham...played professionally for 11 years as infielder in minor league systems of Chicago-AL, Baltimore, San Francisco, Seattle, Philadelphia and New York-AL...originally selected by Yankees in 6th round of 1985 June draft...attended Cal State-Fullerton, where he finished 9th in nation with 108 hits in 1985...resides in Sinking Spring, PA...



## Bert Bradley, Coordinator of Minor League Pitching

Enters his 13th season with Giants organization in 2011, marking 8th year as minor league pitching coordinator...was pitching coach at triple-A Fresno in 2003, after having served as pitching coach at Class A level in initial 3 campaigns with San Francisco organization...in 1999, was at former Bakersfield affiliate, while working at San Jose in 2000 and 2001...prior to joining Giants, served as pitching coach in Oakland Athletics organization from 1987-98...has also worked in Dominican Winter League, serving as pitching coach of Licey Tigers in 1992-93...former right-handed hurler, pitched professionally with Oakland (1979-84) and New York Yankees (1985-86)...after 1984 season, was traded to Yankees from A's along with

Rickey Henderson...resides in Mattoon, IL...



### Bob Mariano, Coordinator of Minor League Hitting Instruction

Returns for 7th season with San Francisco organization in 2011, marking his 32nd year in professional baseball...prior to joining Giants in 2005, most recently worked with Los Angeles Dodgers system, serving as minor league hitting coordinator from 2002-04 and manager at Class A Vero Beach in 2001...also served as minor league manager and hitting instructor/coordinator with Baltimore Orioles (1985-86), New York-AL (1988-92), Milwaukee Brewers (1993-96) and Arizona Diamondbacks (1997-2000) organizations during his coaching career...his managerial campaigns include 1987 with Italian Baseball Federation Anzio, 1987 at Australian Baseball Federation Newport, 1995 at Class A Advanced Stockton, 1997 at triple-A Tucson and in 2001 at Vero Beach...former infielder and outfielder logged 7 seasons in minors with Yankees (1980-82) and Orioles (1983-86), originally signing with New York-AL as non-drafted free agent...resides in Phoenix, AZ...



### Lee Smith, Roving Pitching Instructor

Begins his 12th season with Giants organization in 2011, his 11th at current position...in initial campaign with club in 2000, assisted double-A Shreveport (now Richmond) coaching staff...former right-handed hurler ranks 3rd on all-time Major League saves list, having posted 478 during career...7-time All-Star, was 3-time Rolaids Relief Man of Year (1991, 1992, 1994) and led majors in relief points 14 consecutive seasons (1982-95)...logged 18 seasons in big leagues, pitching for Chicago Cubs (1980-87), Boston Red Sox (1988-90), St. Louis Cardinals (1990-93), New York Yankees (1993), Baltimore Orioles (1994), California Angels (1995-96), Cincinnati Reds (1996) and Montreal Expos (1997)...recorded 30 saves or more in 9 different seasons, with his career best being 47 in 1991 with Cardinals...finished with lifetime mark of 71-92 with 3.03 ERA in 1,022 ML appearances...at 6-6, 270 pounds, was also standout basketball player as prep, earning All-State honors while leading Castor (LA) High School to Championship...resides in Castor, LA...



### Jose Alguacil, Roving Infield Instructor

Will embark on his 5th season as an instructor with Giants organization in 2011...began coaching career with Montreal Expos/Washington Nationals, serving as minor league instructor from 2002-03...as player, was minor league infielder with Giants from 1993-98, advancing as high as double-A level...Dominican native originally signed as non-drafted free agent by Toronto Blue Jays in 1991, playing with Jays system 2 seasons...his final season as player was in 2000 with White Sox double-A Birmingham squad...resides in Chandler, AZ...



### Henry Cotto, Roving Outfield/Baserunning Instructor

Begins his 3rd season with Giants organization after spending previous 2 years in Seattle Mariners system as coach for Class A Everett...also coached in San Antonio (double-A affiliate for San Diego) in 2006 and spent 2003-05 as coach with Class A Advanced Inland Empire (affiliate for Los Angeles-NL) and in 2002 worked as baserunning coordinator with 66ers...was professional coach for Mariners from 1996-2001, coaching with triple-A Tacoma (1999-2000), double-A New Haven (1997-98) and double-A Port City (1996)...played in 1995 with triple-A Nashville in Chicago White Sox system before retiring in July...played in Japan for Yomiuri Giants in 1994...played 10 seasons in big leagues, including 1988-93 with Mariners...also played for Chicago-NL (1984), New York-AL (1985-86) and Florida (1993)...compiled .261 career avg. with 44 HRs, 210 RBI and 130 stolen bases in Majors...played both basketball and baseball while growing up and actually signed contract to play professional basketball in Puerto Rico before deciding on career in baseball...resides in Phoenix, AZ...



### Shawon Dunston, Spring Training Instructor

Former Giant returns to organization for his 3rd season as an instructor after playing with club for 4 seasons...2-time All-Star, who owned .269 career avg. with 150 HRs and 668 RBI, logged 18 seasons in Major Leagues, playing for Chicago-NL (1985-95, 1997), San Francisco (1996, 1998, 2001-02), Pittsburgh (1997), Cleveland (1998), St. Louis (1999, 2000) and New York-NL (1999)...winner of 1996 Willie Mac Award, Dunston was 1st overall pick in 1982 draft by Cubs...was 3-time baseball All-Star and 2-time MVP at Thomas Jefferson High School in Brooklyn, NY...resides in Fremont, CA...



### Kirt Manwaring, Roving Catching Instructor

Enters his 11th season as instructor with Giants organization in 2011, his 22nd year overall with club...was originally 2nd round selection by San Francisco in June 1986 draft, playing 10 years at big league level for team...known for his defensive excellence, was 1993 Rawlings Gold Glove Award winner...during 13 years overall in majors, finished with lifetime .246 batting average with 21 home runs and 278 RBI in 1,008 career contests with Giants (1987-96), Houston Astros (1996) and Colorado Rockies (1997-99)...broke in with SF late in 1987 season and remained with Giants until being traded to Houston Astros (for C Rick Wilkins) during 1996 campaign...signed with Colorado as free agent prior to 1997,

where he stayed for 3 years before retiring following 1999 season...along with Gold Glove in 1993, enjoyed his best offensive season that year when he played in 130 games and hit .275 while establishing career highs with 5 HRs and 49 RBI for Giants team that posted 103 wins...resides in Horseheads, NY...



### Guillermo Rodriguez, Minor League Catching Roving Instructor

Begins his 1st season with Giants organization in coaching role after spending previous 15 years playing professional baseball...was originally signed as non-drafted free agent by San Francisco in 1995 and played total of 12 years with organization (1996-2003, 2005-08), while also playing in minors for Detroit (2004) and Baltimore (2009)...also played parts of 2 seasons at big league level with San Francisco (2007) and Baltimore (2009), hitting .239 (22-for-92) in 46 games...married (Johanna, Feb. 14, 1988)...daughter (Jhancarlys) and son (Guillermo Jr.)...resides in Barquisimeto, VZ...



### Jay Williams, Coordinator of Minor League Trainers

Will begin his 5th year with Giants organization in 2011, overseeing all minor league training...was previously with Atlanta Braves for 13 years, serving in same capacity as well as being head athletic trainer with Class A Durham (1994-95), double-A Greenville (1996-2002) and with triple-A Richmond (2003-06)...with Braves system, was 3-time winner of Southern League's Trainer of Year award, garnering honor in 1998, 2000 and 2001...named Minor League Baseball's Outstanding Trainer by Professional Baseball Athletic Trainers Society in 1998...began professional baseball career as athletic trainer with Milwaukee system from 1985-89 and with Montreal Expos chain from 1989-93...earned B.S. degrees in

Health and Athletic Training from Washington State University in 1987 and M.E. from University of Tennessee in 1998...is certified by National Athletic Trainer's Association (NATA)...was diagnosed with Non-Hodgkins Lymphoma in 1997, however has been cancer free since 1998...resides in Scottsdale, AZ...



### Tony Reale, Organizational Physical Therapist

Will embark on his 5th season in Giants organization in 2011...previously worked with HealthSouth in Connecticut, presenting state-wide to employees on biomechanics of throwing, pathology and rehabilitation...earned Masters in Science for Physical Therapy from Sacred Heart University (Fairfield, CT), where he also played baseball for 2 years...resides in Scottsdale, AZ...



### Geoff Head, Minor League Strength and Conditioning Coordinator

Starts his 4th season in Giants organization, his 3rd as minor league strength and conditioning coordinator...previously worked with Fischer Sports Physical Therapy and Conditioning strength training and conditioning variety of Major League/Minor League baseball players...earned his B.S. in Recreation Management from Northern Arizona University (Flagstaff, AZ)...is CSCS certified and is member of National Strength and Conditioning Association...resides in Tempe, AZ...

## Giants' 2010 Farm System Records

Team	Level	League	W-L	Pos.	GB	Manager
Fresno	AAA	Pacific Coast	75-69	2nd	-4.0	Steve Decker
Richmond	AA	Eastern	68-73	5th	-13.5	Andy Skeels
San Jose	High-A	California	76-64			Brian Harper
		1st Half	45-25	1st	+8.0	
		2nd Half	31-39	5th	-12.0	
Augusta	Low-A	South Atlantic	79-59			Dave Machemer
		1st Half	41-29	2nd	-1.0	
		2nd Half	38-30	3rd	-2.5	
Salem-Keizer	Short-A	Northwest	31-45	4th	-18.0	Tom Trebelhorn
		1st Half	17-21	2nd	-10.0	
		2nd Half	14-24	4th	-11.0	
Arizona	Rookie	Arizona	34-20	1st	+5.0	Mike Goff
DSL Giants	Rookie	DSL	46-25	1st	+2.0	Jesus Tavarez

# Minor League Honors

## 2010 GIANTS PLAYERS OF THE MONTH

April	Fresno:	Eric Hacker	RHP
		Joe Borchard	OF
	Richmond:	Daryl Maday	RHP
		Jackson Williams	C
	San Jose:	Justin Fitzgerald	RHP
		Craig Westcott	RHP
		Brandon Belt	IF/OF
	Augusta:	Kyle Vazquez	RHP
		Luke Anders	IF
		Thomas Joseph	C
May	Fresno:	Madison Bumgarner	LHP
		Buster Posey	C
	Richmond:	Rafael Cova	RHP
		Conor Gillaspie	IF
		Brett Pill	IF
	San Jose:	Eric Surkamp	LHP
		Juan Perez	OF
	Augusta:	Jorge Bucardo	RHP
		Ryan Verdugo	LHP
		Christopher Dominguez	IF
June	Fresno:	Geno Espineli	LHP
		John Bowker	IF/OF
		Brett Pill	IF
	Richmond:	Clayton Tanner	LHP
		Thomas Neal	OF
	San Jose:	Craig Westcott	RHP
		Brandon Belt	IF/OF
		Charlie Culberson	IF
	Augusta:	Jorge Bucardo	RHP
		Nick Liles	OF
July	Dominican:	Keurin Feliz	LHP
		Joan Gregorio	RHP
	Fresno:	Ben Copeland	OF
	Richmond:	Conor Gillaspie	IF
	San Jose:	Johnny Monell	C
		Francisco Peguero	OF
	Augusta:	Jose Casilla	RHP
	Salem-Keizer:	Jake Dunning	RHP
	Arizona:	Sundrendy Windster	OF
		Kendry Flores	RHP
August	Dominican:	Alberto Robles	IF
		Miguel Ferrer	RHP
	Fresno:	Steve Edlefsen	RHP
	Richmond:	Brandon Belt	IF/OF
	San Jose:	Jose Flores	IF
		James Simmons	OF
		Ryan Verdugo	LHP
	Augusta:	Ryan Cavan	IF
		Christopher Heston	RHP
	Salem-Keizer:	Stephen Harrold	RHP
	Arizona:	Charles Jones	OF
		Rafael Rodríguez	OF
		Richard Hembree	RHP
	Dominican:	Victor Feliz	OF
		Luis Angeles	RHP

## PLAYERS OF THE WEEK

Pacific Coast League:	Brett Pill	May 3-9
California League:	Brandon Belt	June 14-20
	Charlie Culberson	July 12-18
	Johnny Monell	July 26-Aug. 1

South Atlantic League: Ryan Cavan..... June 21-27

Northwest League: Ryan Scoma ..... June 28-July 4

## PITCHERS OF THE WEEK

Eastern League: Daryl Maday..... April 26-May 3  
David Mixon ..... May 3-9

California League: Eric Surkamp..... May 10-16  
July 5-11

Northwest League: Edwin Escobar ..... Aug. 9-15

## CALIFORNIA ON-BASE PERCENTAGE CHAMPION

Brandon Belt..... San Jose Giants..... IF/OF

## IN SEASON ALL-STAR SQUADS

Pacific Coast League:	Brock Bond	IF
	Steve Edlefsen	RHP
Eastern League	Rafael Cova	RHP
	Brandon Crawford	IF
	Daryl Maday	RHP
	Thomas Neal	OF
	Jake Stevens	LHP
	Clayton Tanner	LHP
California League:	Brandon Belt	IF/OF
	Justin Fitzgerald	RHP
	Juan Perez	OF
	Eric Surkamp	LHP
	Craig Westcott	RHP
South Atlantic League:	Jorge Bucardo	RHP
	Jose Casilla	RHP
	Christopher Dominguez	IF
	Thomas Joseph	C
Northwest League:	Ryan Scoma	OF
Dominican League:	Gabriel Corrier	C
	Leonardo Fuentes	OF
	Cristian Paulino	IF

## POSTSEASON ALL-STAR SQUADS

Pacific Coast League:	Eric Hacker	RHP
California League:	Francisco Peguero	OF
	Eric Surkamp	LHP
South Atlantic League:	Jorge Bucardo	RHP
	Christopher Dominguez	IF
Northwest League:	Ryan Scoma	OF
Dominican League:	Gabriel Corrier	C
	Leonardo Fuentes	OF
	Cristian Paulino	IF

## 2010 ALL-STAR FUTURES GAME

Francisco Peguero	World Team	OF
Zach Wheeler	U.S. Team	RHP

# Fresno Grizzlies

## Triple-A, Pacific Coast League



### Steve Decker – Manager

Former Giants catcher embarks on his 2nd year as manager at triple-A Fresno...2011 campaign will mark his 11th season as minor league manager/coach with organization...has flown through Giants' managing ranks over past 3 seasons as he skippered Class A Advanced San Jose in 2008, double-A Connecticut in 2009 and triple-A Fresno last season...managed Defenders to franchise tying record of 83 wins, which was set in 2001 when Connecticut was affiliate of New York Yankees...took club to playoffs, where they eventually lost to Akron (Cleveland affiliate) in finals 3-games-to-1...was at helm with Class A Advanced San Jose during 2008 campaign...led 2008 San Jose club to California League-best 85-55 record, winning both 1st and 2nd half North Division titles...however, club fell 3-games-to-2 in Division Series vs. Stockton...marked his 5th year as minor league skipper, having spent previous 4 seasons at Short-Season Salem-Keizer...led Volcanoes to franchise-record 57 wins (against 19 losses) in 2007 and 2nd-straight league title...earned Northwest League Manager of the Year honors for his effort...club posted NWL's best ERA (3.40) and top batting avg. (.289) on regular season, while defeating Tri-Cities in playoffs (3-games-to-1) for championship...also earned share of NWL Manager of the Year honors in 2006, guiding team to then franchise-best 55 wins (against only 21 losses) and league title...made his managerial debut with Volcanoes in 2005, guiding club to 45-31 record and 2nd place finish...squad finished just 1.0 game back of division leader...spent initial 4 years in coaching ranks under manager Fred Stanley, from 2001-02 at Salem-Keizer and 2003-04 at triple-A Fresno...returned to San Francisco organization after retiring as player following 2000 campaign...appeared in 263 games over Major League career, seeing action over 7 big league seasons with Giants (1990-92, 1996), Florida Marlins (1993, '95), Colorado Rockies (1996) and Anaheim Angels (1999)...finished with lifetime .219 average, 13 home runs and 72 RBI...spent final professional campaign with Angels triple-A squad in Edmonton, batting .302 over 48 games in 2000...was originally 21st round selection by Giants in June, 1988 draft out of Lewis & Clark State College...resides in Keizer, OR...

### Pat Rice – Pitching Coach

Will begin his 3rd season with Grizzlies' staff and his 4th overall with Giants organization...spent 2008 season as pitching coach for Class A Advanced San Jose...prior to joining Giants, worked in Seattle Mariners minor league system as coach/coordinator previous 13 seasons...served as club's Minor League Pitching Coordinator 8 years from 2000-07, after working as pitching coach at Class A Wisconsin from 1995-97 and at double-A New Haven from 1998-99...spent 4 years out of baseball after pitching in Mariners organization from 1985-92...logged 7 games in Majors (2 starts) in 1991, posting a 1-1 record with 3.00 ERA...made ML debut on May 18, 1991 at New York-AL, while also earning victory...did not allow run over his 1st 13.0 innings pitched, establishing club record for scoreless innings at start of career...resides in Colorado Springs, CO...

### Russ Morman – Hitting Coach

Enters his 2nd year with Giants organization in 2011, his 1st as hitting coach with Fresno...spent 2009 as hitting coach for double-A Richmond...spent 2 seasons (2008-09) as hitting coach for triple-A Pawtucket Red Sox (Boston) before joining San Francisco's organization...also spent 4 seasons in same capacity with Class A Portland from 2004-07...was manager of Class A Augusta (Boston) in 2003 leading club to 49-87 record in 2003...spent time out of baseball in 2002...was named manager of year in 2001 after leading Class-A Kane County Cougars (Seattle) to an 88-50 record, winning Midwest League Championship, while also leading 2000 club to playoffs as well with 74-65 mark...played 17 seasons of professional baseball, spending 9 seasons in Major Leagues with White Sox (1986, 1988-89), Royals (1990-91) and Marlins (1994-99)...was originally selected by Royals in 7th round of 1981 January draft, but did not sign...attended Iowa Western Community College and Wichita State University...was named to *Sporting News* All-American team in 1983, hitting .429 and leading nation in RBI (105), and tying 3rd in HRs (23)...was selected by Chicago-AL in 1st round of 1983 First-Year player Draft...was member of 1997 Florida Marlins World Series Champions...is married to wife, Loretta, with 2 children, daughter, Katelyn and son, Samuel...currently resides in Blue Springs, MO...

### Anthony Reyes – Athletic Trainer

Returns for his 8th season as trainer in Giants organization, his 4th at triple-A level...spent previous 2 years (2006-07) with double-A Connecticut...was with Arizona Rookie team in 2005, after completing internship for San Francisco club in 2004...earned B.S. in Kinesiology from San Jose State University in 2004 and was student athletic trainer when he attended University of Washington from 1999-2001...is certified by National Athletic Trainer's Association (NATA)...resides in Hayward, CA...

# Fresno Grizzlies *(Pacific Coast League)*

## 2010 Regular Season Record: 75-69

BATTERS	AVG	G	AB	R	H	2B	3B	HR	RBI	BB	IBB	SO	SB	CS	OBP	SLG	OPS	SF	SAC	HBP	GI—GAMES BY POSITION—									
																					DP	1B	2B	3B	SS	OF	C	E		
Belt, Brandon	.229	13	48	11	11	4	0	4	10	13	0	15	2	0	.393	.563	.956	0	0	0	0	5	0	0	0	7	0	1		
Berroa, Angel	.205	26	88	3	18	6	0	1	8	4	1	12	1	0	.247	.307	.554	0	1	1	4	0	0	0	26	0	0	4		
Bond, Brock	.285	117	403	62	115	24	4	1	35	66	1	63	9	4	.397	.372	.769	1	8	9	10	0	82	30	1	0	0	12		
Borchard, Joe	.263	125	422	64	111	26	5	17	64	45	7	105	2	3	.340	.469	.810	1	0	5	8	0	0	0	0	89	0	7		
Bowker, John	.310	51	197	36	61	12	1	14	36	23	3	7	1	2	.388	.594	.982	1	0	3	8	1	0	0	0	42	0	5		
Boyer, Brad	.210	46	100	13	21	6	0	0	7	16	0	19	0	2	.325	.270	.595	2	2	2	3	0	2	19	12	6	0	5		
Burrell, Pat	.313	5	16	4	5	1	0	1	6	3	0	4	0	0	.409	.563	.972	2	0	1	0	0	0	0	0	3	0	0		
Burriss, Emmanuel	.282	67	273	32	77	11	2	0	22	19	0	29	11	5	.334	.337	.671	1	9	3	5	0	33	0	36	0	0	13		
Ciriaco, Juan	.250	17	40	7	10	2	0	0	2	5	0	7	2	1	.333	.300	.633	0	1	0	0	0	0	1	10	0	0	2		
Copeland, Ben	.280	127	354	48	99	16	8	4	43	57	6	67	23	8	.378	.404	.782	2	6	0	2	0	0	0	0	122	0	3		
DeRosa, Mark	.364	3	11	1	4	1	0	0	1	1	0	2	0	0	.417	.455	.871	0	0	0	0	0	1	1	1	0	0	0		
Downs, Matt	.254	56	197	37	50	9	1	7	28	25	0	35	3	4	.348	.416	.764	1	1	4	4	0	16	29	14	0	0	4		
Graham, Tyler	.343	109	341	60	117	23	2	2	34	24	1	54	35	11	.393	.440	.833	3	5	6	8	0	0	0	0	105	0	2		
Guzman, Jesus	.321	125	445	66	143	28	1	18	72	38	1	68	6	4	.376	.510	.886	3	3	3	12	5	0	61	0	36	0	11		
Holm, Steve	.246	82	228	34	56	15	2	4	37	29	2	40	1	3	.343	.382	.725	4	5	7	5	0	0	4	0	1	68	3		
Lewis, Fred	.409	7	22	6	9	3	1	1	6	6	0	2	2	1	.536	.773	1.308	0	0	0	1	0	0	0	0	7	0	1		
Lormand, Ryan	.125	14	24	2	3	1	0	0	0	1	0	9	2	1	.160	.167	.327	0	1	0	0	0	0	7	4	0	0	1		
Martinez-Esteve, Eddy	.500	4	4	1	2	0	0	0	0	1	0	0	0	0	.600	.500	1.100	0	0	0	0	0	0	0	0	2	0	1		
McBryde, Mike	.243	23	74	11	18	4	0	3	8	1	0	16	0	2	.273	.419	.692	0	0	2	2	0	0	0	0	23	0	0		
Monell, Johnny	.200	5	15	0	3	1	1	0	1	2	0	4	0	0	.294	.400	.694	0	0	0	1	0	0	0	0	0	4	0		
Pill, Brett	.275	140	520	63	143	34	0	16	84	30	2	65	7	2	.319	.433	.752	9	0	8	21	126	0	2	0	0	0	5		
Posey, Buster	.349	47	172	31	60	13	2	6	32	28	2	30	1	1	.442	.552	.995	4	0	4	7	12	0	0	0	0	32	0		
Renteria, Edgar	.750	2	4	2	3	0	0	0	3	2	0	0	0	0	.833	.750	1.583	0	0	0	0	0	0	0	0	2	0	0		
Rohlinger, Ryan	.311	77	283	46	88	23	0	8	48	29	1	59	3	0	.392	.477	.869	2	1	10	13	0	0	27	54	0	0	7		
Rojas, Nestor	.238	15	42	3	10	2	0	0	3	1	0	5	0	1	.256	.286	.542	0	1	0	1	0	0	0	0	0	14	1		
Sanchez, Freddy	.273	4	11	1	3	0	0	0	0	2	0	3	0	1	.385	.273	.657	0	0	0	1	0	4	0	0	0	0	0		
Shriner, Jesse	.000	3	3	0	0	0	0	0	0	0	0	0	0	0	.000	.000	.000	0	0	0	0	0	0	0	0	2	0	0		
Velez, Eugenio	.302	82	321	50	97	13	5	7	35	24	0	55	31	16	.353	.439	.792	0	6	1	8	0	22	0	0	66	0	11		
Williams, Jackson	.224	42	125	16	28	7	0	3	15	15	1	33	1	1	.327	.352	.679	2	0	5	6	0	0	0	0	0	41	2		
Team Totals	.283	144	4954	725	1401	291	37	118	661	519	28	894	143	73	.357	.428	.785	38	64	74	132							117		

PITCHERS	W-L	ERA	G	GS	CG	SHO	SV	SVO	IP	H	R	ER	HR	HB	BB	IBB	SO	BK	WP	GI				
																				DP	AVG	AB	TBF	GF
Bautista, Denny	3-2	3.18	19	0	0	0	9	9	22.2	14	8	8	1	3	9	2	28	0	1	2	.175	80	92	15
Bumgarner, Madison	7-1	3.16	14	14	1	1	0	0	82.2	88	32	29	5	2	22	0	59	1	1	11	.275	320	348	0
Casilla, Santiago	0-0	0.00	4	0	0	0	2	2	4.0	2	0	0	0	1	2	0	7	0	0	0	.143	14	17	3
Edlefsen, Steve	7-2	2.38	49	0	0	0	6	10	64.1	55	22	17	6	3	34	1	50	0	3	9	.239	230	273	13
Espineli, Geno	5-5	3.26	53	0	0	0	12	17	60.2	66	25	22	5	4	17	3	38	0	1	9	.286	231	257	33
Guzman, Jesus	0-0	0.00	1	0	0	0	0	0	1.0	0	0	0	0	0	2	0	0	0	0	0	.000	3	5	1
Hacker, Eric	16-8	4.51	29	29	0	0	0	0	165.2	181	93	83	21	14	62	0	129	4	2	16	.280	647	734	0
Hinshaw, Alex	2-4	4.82	50	0	0	0	0	0	56.0	47	35	30	3	7	40	1	65	1	7	4	.225	209	262	10
Joaquin, Waldis	1-2	4.93	23	5	0	0	2	4	34.2	44	24	19	4	3	22	0	33	0	1	3	.314	140	170	8
Kinney, Matt	0-2	9.64	7	5	0	0	0	0	23.1	37	27	25	9	0	9	1	14	0	3	1	.359	103	114	1
Maday, Daryl	1-4	9.21	7	5	0	0	0	0	28.1	37	29	29	10	2	13	0	14	0	0	0	.314	118	135	2
Martinez, Joe	5-3	3.32	14	13	1	0	0	0	81.1	78	35	30	6	2	26	0	65	0	6	12	.254	307	339	0
Matos, Osiris	1-4	5.29	38	1	0	0	3	6	51.0	48	30	30	3	2	25	1	39	0	4	3	.255	188	220	12
Medders, Brandon	2-1	5.46	22	0	0	0	1	1	28.0	28	17	17	5	1	10	2	26	0	2	2	.264	106	121	6
Nestor, Scott	0-2	9.31	8	0	0	0	0	0	9.2	13	10	10	1	0	7	0	7	1	0	0	.317	41	48	4
Odle, Oliver	0-0	0.00	2	1	0	0	0	0	5.0	4	0	0	0	0	0	0	0	0	0	0	.222	18	19	0
Paterson, Joe	4-3	3.48	46	0	0	0	2	5	54.1	55	28	21	2	3	24	2	49	1	3	5	.262	210	242	10
Pena, Tony	0-0	6.60	24	0	0	0	0	2	30.0	39	23	22	2	2	14	0	21	0	3	1	.312	125	143	10
Pucetas, Kevin	5-7	5.69	26	26	0	0	0	0	136.0	172	90	86	17	11	61	0	95	1	3	18	.316	544	625	0
Ramirez, Horacio	1-1	4.12	6	3	0	0	0	0	19.2	23	9	9	1	0	2	1	11	0	0	0	.280	82	84	0
Romero, Felix	0-0	6.52	7	0	0	0	0	0	9.2	11	7	7	3	0	3	0	6	0	0	1	.306	36	41	2
Romo, Andrew	0-0	5.73	7	0	0	0	0	0	11.0	14	7	7	1	3	6	0	6	0	0	2	.311	45	55	1
Sosa, Henry	7-8	4.07	36	14	0	0	0	1	115.0	113	61	52	20	2	55	0	83	1	3	6	.256	442	511	1
Wellmeyer, Todd	1-0	2.25	3	3	0	0	0	0	16.0	9	5	4	1	1	12	0	12	0	0	1	.184	49	65	0
Whitaker, Craig	0-1	2.49	14	1	0	0	0	0	21.2	17	6	6	0	3	16	0	19	0	1	2	.221	77	98	6
Willis, Dontrelle	0-0	5.06	5	0	0	0	0	0	5.1	2	3	3	1	3	4	0	6	0	1	0	.111	18	25	1
Yourkin, Matt	7-8	4.24	29	24	0	0	0	0	136.0	146	67	64	14	4	39	1	110	1	4	5	.277	528	581	2
Team Totals	75-69	4.45	144	144	2	7	37	58	1280.0	1351	697	633	141	76	540	16	997	11	49	114	.274	4938	5655	142

# Richmond Flying Squirrels

## Double-A, Eastern League



### Dave Machemer – Manager

Veteran minor league skipper returns for his 7th campaign with Giants organization, his 1st at helm of double-A Richmond...during past 2 seasons, led Class A Augusta to best overall record in both 2009 (76-43) and 2010 (77-61) in SAL, however did not capture 1st or 2nd half crowns to qualify for playoffs either season...in his 1st season as manager of Arizona in 2008, helped club to Arizona League title, after posting 36-20 regular season mark...served previous 3 years at double-A Connecticut...has recorded over 1,000 victories since his managerial debut in 1985...marks his 21st year as minor league skipper, and his 38th campaign in professional baseball...guided Connecticut club to 71-71 record in 2005, 64-77 mark in 2006, 41-58 ledger in 2007, Arizona club to 36-20 mark in 2008 and Augusta (76-43) to run his career win total to 1,345...came to SF system in 2005 after working previous 3 years with Montreal Expos organization (2002-04)...was at double-A Harrisburg in 2003-04, earning his 1,000th triumph Aug. 22, 2003, and at Class A Clinton in 2002...was also minor league manager or coordinator with Milwaukee Brewers (1985-91), Expos (1992-95) and Baltimore Orioles (1996-2002)...other managerial stops include double-A Bowie (2001), Class A Frederick (2000), triple-A Rochester (1999), Class A Delmarva (1998), double-A El Paso (1996-97), triple-A Denver (1989-90), Class A Stockton (1987-88) and rookie-level Beloit (1985)...infielder during playing days, appeared in 10 Major League games with California Angels in 1978 (.274, 1 home run) and 19 contests with Detroit Tigers in 1979 (.192)...resides in Stevensville, MI...

### Ross Grimsley – Pitching Coach

Opens 13th season with San Francisco's minor league system in 2011, his 3rd at double-A level...previously spent 4 straight seasons with Class A Augusta...served as pitching coach for triple-A Fresno in 2004, after logging consecutive seasons at double-A Norwich (2002-03)...was at Class A Hagerstown in 2002, after serving as organization's roving minor league pitching instructor in 2001...began association with SF in 1999, guiding hurlers on former double-A affiliate Shreveport squad for 2 campaigns...his 1999 staff posted Texas League-best 3.67 ERA...prior to joining Giants, served as coach with Seattle Mariners, Atlanta Braves, Baltimore Orioles and Philadelphia Phillies organizations...former left-handed hurler pitched professionally for 11 seasons with Cincinnati Reds (1971-73), Orioles (1974-77, '82), Montreal Expos (1978-80) and Cleveland Indians (1980)...his managers as player included Sparky Anderson, Earl Weaver and Dick Williams...named top left-hander on *Baseball Digest* 1971 All-Star Rookie Team...pitched in 3 League Championship Series (1972, 1973 and 1974), World Series (1972) and All-Star Game (1978)...hurled 2-hitter in game 4 of '72 NLCS (vs. Pittsburgh) and later won pair of contests in that season's World Series (vs. Oakland)...signed by Montreal as free agent in 1978, later that season becoming Expos' first 20-game winner (and Montreal Player of Year)...finished '78 campaign 20-11 with 3.05 ERA...8 times recorded double figures in wins, as he posted overall 124-99 mark with 3.81 ERA in 345 career appearances...his father, Ross, Sr., also pitched in majors...resides in Owings Mills, MD...

### Ken Joyce – Hitting Coach

Enters his 2nd year with Giants organization in 2011, his 1st as hitting coach with double-A Richmond...in 2010 served as hitting coach for triple-A Fresno and guided team to .283 avg...spent previous 8 seasons (2002-09) as minor league manager/coach in Toronto Blue Jays system...was Blue Jays triple-A hitting coach in 2009, where he helped team pace league with .290 batting avg...worked as double-A hitting coach for Toronto from 2007-08...managed Toronto's Class A club from 2004-06...before his stint in Toronto's organization, was employed by Northern League as manager of Adirondack Lumberjackets in 2001 and pitching coach of Catskill Cougars in 2000...worked for Florida Marlins organization from 1994-1999 in all facets of coaching ranks, including Bullpen Coach for double-A Portland (1994-95), hitting coach for Portland (1996), hitting coach for short-season Utica (1997) and as manager for short-season Utica (1998-99)...attended University of Southern Maine, earning BA in History and Education...played in 1985 NAIA College World Series...spent 4 seasons as an assistant coach at University of Southern Maine as well as coaching in 1989 NCAA NAIA Division III World Series...was elected to University Southern Maine Hall of Fame in 1998 and was elected into State of Maine Baseball Hall of Fame in 2001...resides in Portland, Maine with wife Janet, son Tommy and daughter Jill...

### Eric Ortega – Athletic Trainer

Enters his 6th season as trainer in Giants organization, having also worked with Arizona squad in 2006-07 and Augusta in 2008...earned B.S. in Kinesiology in 2005 at CSU-Sacramento, while playing for school's baseball team for 2 years...is certified by National Athletic Trainer's Association (NATA)...resides in Watsonville, CA.....

# Richmond Flying Squirrels *(Eastern League)*

## 2010 Regular Season Record: 68-73

BATTERS	AVG	G	AB	R	H	2B	3B	HR	RBI	BB	IBB	SO	SB	CS	GI—GAMES BY POSITION—														
															SLG	OPS	SF	SAC	HBP	DP	1B	2B	3B	SS	OF	C	E		
Ambort, Michael	.220	47	159	18	35	7	1	3	14	9	0	34	0	1	.265	.333	.598	1	0	1	6	44	0	0	0	0	0	0	3
Belt, Brandon	.337	46	175	26	59	11	6	9	40	22	1	34	2	1	.413	.623	1.036	2	0	2	1	36	0	0	0	7	0	1	
Bond, Brock	.261	12	46	8	12	3	1	0	4	3	0	10	0	0	.320	.370	.690	0	0	1	3	0	2	2	0	7	0	0	
Boyer, Brad	.232	48	155	24	36	6	2	2	23	25	0	34	3	2	.341	.335	.676	1	1	1	5	0	4	3	14	2	0	3	
Ciriaco, Juan	.263	48	133	14	35	8	3	2	13	8	1	24	2	0	.299	.414	.712	3	1	0	8	9	5	7	8	15	0	5	
Crawford, Brandon	.241	79	291	43	70	12	3	7	22	39	0	77	4	1	.337	.375	.712	5	1	6	8	0	0	0	75	0	0	10	
D'Alessio, Andy	.277	19	65	9	18	5	1	2	10	8	1	15	0	0	.356	.477	.833	0	0	0	1	18	0	0	0	0	0	0	
Ford, Darren	.251	113	463	64	116	20	9	5	40	39	0	106	37	15	.315	.365	.680	1	8	5	6	0	0	0	0	110	0	4	
Gillaspie, Conor	.287	132	491	57	141	25	8	8	67	37	4	67	0	4	.335	.420	.754	8	2	2	6	0	0	122	0	0	0	17	
Graham, Tyler	.125	2	8	0	1	0	0	0	0	0	0	4	1	0	.125	.125	.250	0	0	0	0	0	0	0	0	1	0	0	
Kieschnick, Roger	.251	60	223	21	56	8	3	4	23	18	1	55	2	3	.305	.368	.673	4	0	1	3	0	0	0	0	52	0	0	
Klimas, Matt	.333	2	3	0	1	0	0	0	1	1	0	1	0	0	.600	.333	.933	0	0	1	0	0	0	0	0	0	1	0	
LaTorre, Tyler	.204	81	255	27	52	13	1	2	20	36	1	76	0	3	.306	.286	.592	1	4	2	6	11	0	0	0	0	67	7	
Lormand, Ryan	.225	77	253	25	57	14	2	0	24	13	0	60	5	2	.267	.296	.563	2	3	2	3	0	23	0	36	10	0	12	
Lowenstein, Aaron	.130	8	23	2	3	1	0	0	2	1	0	5	0	0	.167	.174	.341	0	0	0	0	0	0	0	0	0	8	0	
Martinez-Esteve, Eddy	.000	6	12	0	0	0	0	0	0	2	0	4	0	0	.200	.000	.200	0	1	1	1	0	0	0	0	1	0	0	
Neal, Thomas	.291	136	525	69	153	40	1	12	69	46	3	94	11	5	.359	.440	.799	3	0	11	19	0	0	0	0	121	0	9	
Noonan, Nick	.237	101	372	43	88	12	2	3	26	22	2	74	7	3	.280	.304	.584	4	6	2	3	0	99	0	0	0	0	11	
Rojas, Nestor	.313	5	16	0	5	0	0	0	0	0	0	1	0	0	.353	.313	.665	0	1	1	0	1	0	0	0	0	4	0	
Schoop, Sharlon	.273	52	183	19	50	9	0	2	25	13	2	34	1	1	.318	.355	.673	2	1	0	3	25	2	4	9	5	0	3	
Stromsmoe, Skyler	.239	47	142	11	34	3	1	2	7	7	0	34	6	0	.283	.317	.600	1	5	2	2	0	13	7	3	16	0	2	
Timpner, Clay	.290	123	417	40	121	18	2	4	51	35	0	63	6	4	.346	.372	.717	5	2	3	12	9	0	0	0	87	0	4	
Williams, Jackson	.192	60	193	17	37	9	1	2	16	29	1	54	0	1	.317	.280	.597	1	6	7	6	0	0	0	0	0	59	1	
Zambrano, Eliezer	.278	5	18	1	5	2	0	0	1	0	0	3	0	0	.278	.389	.667	0	3	0	0	0	0	0	0	0	0	5	0
Team Totals	.253	141	4764	547	1207	230	47	71	513	423	17	1035	87	46	.318	.366	.684	45	56	51	105							107	

PITCHERS	W-L	ERA	G	GS	CG	SHO	SV	SVO	IP	H	R	ER	HR	HB	BB	IBB	SO	BK	WP	GI				
																				DP	AVG	AB	TBF	G
Clark, Craig	2-3	4.01	9	9	0	0	0	0	42.2	42	25	19	4	0	21	0	23	0	0	3	.269	156	185	0
Cova, Rafael	0-6	2.35	48	0	0	0	23	29	57.1	31	18	15	3	1	36	2	68	0	7	2	.157	197	240	39
LaTorre, Tyler	0-0	0.00	1	0	0	0	0	0	2.0	2	0	0	0	0	0	0	1	0	0	0	.250	8	8	1
Lively, Mitch	2-4	3.90	23	0	0	0	3	3	32.1	32	17	14	1	0	18	0	25	1	2	4	.269	119	142	10
MacDonald, Mike	5-8	3.90	27	23	1	1	0	0	134.0	155	63	58	10	7	31	1	78	1	5	20	.298	521	568	0
Maday, Daryl	9-8	3.47	25	18	0	0	1	1	114.0	121	48	44	7	4	33	1	70	0	2	16	.281	431	476	1
Main, Michael	0-3	13.83	5	4	0	0	0	0	13.2	21	26	21	3	2	14	0	7	0	5	1	.362	58	76	0
Martin, Adrian	1-0	0.73	8	0	0	0	0	0	12.1	12	1	1	0	1	2	0	12	0	0	1	.255	47	51	1
Mixon, David	11-7	3.50	27	25	1	1	0	0	156.2	149	65	61	12	8	38	0	112	1	4	19	.256	581	640	0
Pena, Tony	3-2	2.53	29	0	0	0	6	7	46.1	38	13	13	2	2	15	2	41	0	3	5	.228	167	189	15
Quenowski, David	2-0	2.84	12	0	0	0	1	1	12.2	10	5	4	1	1	5	1	14	0	1	1	.213	47	53	7
Ray, Ronnie	2-3	3.49	48	5	0	0	4	6	80.0	74	34	31	4	0	18	1	69	0	2	6	.246	301	324	14
Rodriguez, Wilmin	0-1	3.51	17	0	0	0	0	0	25.2	24	13	10	1	0	14	0	12	1	3	4	.255	94	113	7
Romero, Felix	5-3	3.34	26	14	0	0	0	0	99.2	99	40	37	7	0	20	0	73	0	3	4	.257	358	409	5
Sisco, Andrew	4-4	4.32	48	21	0	0	1	2	66.2	56	33	32	4	2	36	3	75	0	4	5	.226	248	288	12
Stevens, Jake	4-4	2.80	46	3	0	0	2	6	64.1	56	24	20	5	6	27	1	45	0	6	11	.238	235	273	11
Stromsmoe, Skyler	0-0	5.40	2	0	0	0	0	0	1.2	2	1	1	1	0	1	0	0	0	0	0	.286	7	8	2
Tanner, Clayton	9-9	3.68	27	27	0	0	0	0	149.0	150	78	61	10	7	64	1	79	2	14	21	.265	565	650	0
Turpen, Daniel	5-5	4.09	37	0	0	0	1	5	50.2	55	24	23	4	1	19	5	42	0	2	5	.278	198	224	9
Westcott, Craig	3-3	5.13	13	13	0	0	0	0	66.2	76	42	38	9	3	28	1	48	0	4	7	.284	268	302	0
Whitaker, Craig	1-0	4.97	19	0	0	0	1	1	25.1	22	16	14	4	3	16	0	21	0	3	3	.234	94	115	5
Team Totals	68-73	3.71	141	141	2	11	43	61	1253.2	1227	586	517	92	48	456	19	915	6	70	138	.260	4727	5334	139

# San Jose Giants

## Class-A Advanced, California League



### **Andy Skeels – Manager**

Enters his 7th year with Giants organization in 2011 and returns as San Jose skipper after spending 2010 leading double-A Richmond in their inaugural season...was manager of San Jose Giants during 2009 season as that club won highest award presented by Minor League Baseball "The John H. Johnson Preseident's Trophy", which is awarded to Minor League Baseball's most complete baseball franchise...led club to 2009 California League Championship for 4th time in decade, sweeping High Desert in Championship Series...San Jose also won 1st and 2nd half titles for 2nd straight season while stringing together franchise-record 93 victories...skipped Augusta in 2008 and led club to 1st South Atlantic League Championship since 1999, sweeping through playoffs...overall, club posted league-best 88-50 regular season mark and was named best overall team by Minor League Baseball...prior to last 3 managerial stints, served as hitting coach for GreenJackets from 2006-07...prior to joining Giants, was manager/coach in Montreal Expos system, piloting Gulf Coast League squad in 2002, serving as hitting coach with Class A Savannah in 2003 and working as manager and hitting coach for Florida State league entry Brevard County in 2004...also managed Lafayette in independent Texas League in 1998, served as hitting coach with Dodgers' double-A San Antonio team in 1999 and Rangers' Savannah squad in 2000 and as pitching coach with independent Newark in 2001...former catcher played 12 seasons in minors with Padres, Yankees, and Dodgers (1987-99), having been selected by San Diego in 7th round of 1987 draft...resides in Thousand Oaks, CA...

### **Brian Cooper – Pitching Coach**

Will begin his 7th season in Giants organization, his 1st as pitching coach for Class A Advanced San Jose...spent previous 3 seasons as pitching coach for short season Salem-Keizer...retired from playing career in 2007 and joined SF's staff as pitching coach for Arizona Giants...was originally drafted by Anaheim in 4th round of 1995 draft and saw time with Angels (1999-2001), Blue Jays (2002) and Giants (2004-06)...owns 5-14 lifetime ledger with 5.80 ERA in 42 big league games (26 starts)...resides in Rancho Mirage, CA...

### **Gary Davenport – Hitting Coach**

Will begin his 8th season as coach with Giants' minor league system in 2011, his 4th year at San Jose after spending previous 2 campaigns at double-A Connecticut (2006-07)...helped guide San Jose to California League Championship for 2nd consecutive season...saw club finish with .289 batting avg. this past season, 2nd-best in California League...previously served as roving hitting instructor for both San Jose and short season Salem-Keizer in 2004, while working as full-time hitting coach for 2005 San Jose team that won California League Championship...2005 SJ Giants set franchise batting records for average (.295), doubles (292) and home runs (143)...previously had long history of playing and instructing overseas, working in both South Africa and Italy...former infielder/outfielder was originally selected by Giants in 27th round of 1981 draft from Santa Clara University...is son of former Giants star and current Special Assistant, Player Personnel, Jim Davenport...resides in San Carlos, CA...

### **James Petra – Athletic Trainer**

Begins his 3rd season in SF's organization and 2nd with San Jose...in 2009 worked as athletic trainer at short-season Salem Keizer...spent 2008 with Oakland A's in their minor league training operations...also worked for Boston Red Sox in 2006-07...graduated from Boston University in 2006 with B.A. in Athletic Training and earned Masters in Exercise Science from Louisiana Tech...has CSCS certification (Certified Strength and Conditioning Specialist)...resides in Brooklyn, NY...

# San Jose Giants *(California League)*

## 2010 Regular Season Record: 76-64

BATTERS	AVG	G	AB	R	H	2B	3B	HR	RBI	BB	IBB	SO	SB	CS	OBP	SLG	OPS	SF	SAC	HBP	GI — GAMES BY POSITION —									
																					DP	1B	2B	3B	SS	OF	C	E		
Adrianza, Ehre	.256	124	445	70	114	22	5	3	35	47	0	87	33	15	.333	.348	.682	1	10	5	7	0	0	0	121	0	0	0	16	
Ambort, Michael	.167	8	30	3	5	0	0	1	2	4	0	4	1	1	.257	.267	.524	1	0	0	1	7	0	0	0	0	0	0	0	
Belt, Brandon	.383	77	269	62	103	28	4	10	62	58	3	50	18	7	.492	.628	1.121	3	0	3	1	71	0	0	0	0	0	0	7	
Biery, Drew	.249	115	414	53	103	15	2	14	66	39	1	99	8	7	.322	.396	.718	7	1	9	10	39	0	75	0	0	0	0	12	
Burris, Emmanuel	.214	5	14	2	3	0	0	0	1	0	0	3	1	1	.313	.214	.527	0	1	2	0	0	0	0	5	0	0	0	1	
Ciriaco, Juan	.375	2	8	2	3	0	0	1	1	0	0	2	0	0	.444	.750	1.194	0	0	1	0	0	0	2	0	0	0	0	0	
Crawford, Brandon	.167	5	18	4	3	1	0	0	1	2	0	5	0	0	.250	.222	.472	0	0	0	0	0	0	2	2	0	0	0	0	
Culberson, Charlie	.290	128	503	80	146	28	4	16	71	33	2	99	25	7	.340	.457	.797	6	1	8	15	0	120	0	0	0	0	0	15	
DeRosa, Mark	.000	1	4	0	0	0	0	0	0	0	1	0	1	0	.000	.000	.200	0	0	0	0	2	0	0	0	0	0	0	0	
Fairley, Wendell	.292	115	391	42	114	15	1	46	29	1	86	10	6	6	.362	.343	.704	2	3	15	11	0	0	0	0	0	96	7	0	
Flores, Jose	.331	96	359	58	119	15	6	6	54	25	1	41	9	6	.381	.457	.838	0	2	4	9	1	14	29	12	6	0	0	12	
Klimas, Matt	.238	27	80	7	19	1	0	1	13	6	0	11	0	0	.319	.288	.606	1	0	4	2	0	0	0	0	0	0	25	2	
Lormand, Ryan	.304	23	79	16	24	4	0	1	7	11	0	14	8	1	.389	.392	.781	0	1	0	1	1	5	7	5	0	0	0	3	
Lowenstein, Aaron	.214	22	70	5	15	4	0	0	2	4	0	14	0	0	.286	.271	.557	0	1	3	1	0	0	0	0	0	0	22	3	
Mazzola, Josh	.273	3	11	1	3	0	0	1	0	2	1	0	2	0	1	.333	.455	.788	0	0	0	1	0	0	0	0	1	0	0	0
Medina, Jose	.167	10	18	3	3	0	0	2	5	5	0	8	1	0	.348	.500	.848	0	0	0	0	0	0	0	0	0	0	8	0	0
Monell, Johnny	.273	115	421	66	115	25	4	19	70	48	1	105	12	3	.350	.487	.837	1	0	2	12	3	0	0	0	0	0	87	5	
Peguero, Francisco	.329	122	510	78	168	19	16	10	77	18	3	88	40	22	.358	.488	.846	2	2	6	14	0	0	0	0	0	0	104	0	4
Perez, Juan	.298	131	551	83	164	37	10	13	63	31	2	116	17	15	.337	.472	.809	6	3	5	9	0	0	0	0	0	0	127	0	5
Sanchez, Freddy	.667	3	9	6	6	5	0	0	4	3	0	0	0	0	.769	1.222	1.991	0	0	1	0	0	3	0	0	0	0	0	0	0
Sandoval, Michael	.269	44	156	17	42	11	0	3	17	14	0	44	2	1	.331	.397	.729	3	0	2	3	29	0	2	0	0	0	0	1	1
Simmons, James	.252	105	317	56	80	16	5	12	47	37	1	112	19	7	.339	.448	.787	1	1	5	4	0	0	0	0	0	0	101	0	3
Weeks, Joel	.277	69	206	25	57	12	0	4	24	16	1	32	4	1	.332	.393	.725	2	0	2	2	0	5	35	5	1	18	13	0	
Team Totals	.289	140	4883	739	1409	258	58	117	670	432	16	1023	208	101	.353	.437	.790	36	26	77	104								128	

PITCHERS	W-L	ERA	G	GS	CG	SHO	SV	SVO	IP	H	R	ER	HR	HB	BB	IBB	SO	BK	WP	GI				
																				DP	AVG	AB	TBF	GF
Affeldt, Jeremy	0-0	0.00	2	2	0	0	0	0	3.0	2	0	0	0	0	1	0	4	0	1	0	.182	11	12	0
Anderson, Brian	3-1	3.55	33	0	0	0	1	3	50.2	47	28	20	2	0	20	1	35	0	7	2	.239	197	222	10
Burcardo, Jorge	2-2	4.42	8	7	0	0	0	0	38.2	46	22	19	3	4	19	0	26	4	4	4	.297	155	181	0
Fitzgerald, Justin	10-6	3.45	26	25	0	0	0	0	146.0	140	65	56	11	4	46	0	116	0	14	17	.258	542	604	0
King, Aaron	1-2	7.57	7	7	0	0	0	0	27.1	29	25	23	5	3	16	0	30	0	1	2	.271	107	130	0
Marte, Kelvin	0-0	14.73	1	1	0	0	0	0	3.2	6	6	6	0	1	5	0	3	0	1	1	.462	13	21	0
Nestor, Scott	3-3	5.34	35	0	0	0	2	3	57.1	48	37	34	8	4	46	0	57	1	6	7	.238	202	260	14
Nicholson, Kyle	7-9	6.13	22	21	0	0	0	0	119.0	151	94	81	20	9	19	0	85	1	11	7	.308	491	526	0
Odle, Oliver	12-7	5.78	30	18	0	0	0	2	123.0	159	82	79	14	7	15	1	96	0	7	7	.310	513	542	0
Otero, Dan	3-0	4.05	10	0	0	0	0	1	13.1	11	6	6	2	0	1	0	11	0	0	1	.224	49	50	4
Paterson, Joe	1-0	0.82	7	0	0	0	1	1	11.0	9	2	1	0	0	2	1	15	0	1	1	.220	41	44	4
Quinowski, David	3-2	2.32	28	0	0	0	2	5	42.2	35	11	11	2	1	13	0	51	0	2	1	.217	161	176	8
Quirarte, Edwin	2-9	3.77	41	0	0	0	6	11	62.0	56	31	26	6	1	22	3	38	0	4	4	.238	235	264	26
Ray, Chris	0-1	10.80	1	1	0	0	0	0	1.2	7	4	2	0	0	0	0	1	0	0	0	.778	9	10	0
Reichard, Andrew	2-1	6.57	7	0	0	0	0	0	12.1	17	11	9	0	0	9	0	8	0	0	1	.354	48	59	2
Romo, Andrew	0-2	8.22	3	3	0	0	0	0	7.2	6	7	7	1	4	9	0	8	0	3	1	.231	26	41	0
Ronick, Ari	0-2	10.80	3	3	0	0	0	0	8.1	14	11	10	4	2	7	0	6	0	0	0	.368	38	47	0
Runzler, Dan	0-0	0.00	1	1	0	0	0	0	1.0	0	0	0	0	0	0	0	2	0	0	0	.000	3	3	0
Stoffel, Jason	2-4	4.80	52	0	0	0	25	29	50.2	55	33	27	4	2	24	0	66	0	8	5	.276	199	229	48
Stolp, Eric	6-8	4.86	31	12	0	0	0	1	103.2	116	65	56	11	8	37	0	49	0	7	10	.284	408	459	3
Surkamp, Eric	4-2	3.11	17	17	1	1	0	0	101.1	79	39	35	5	6	22	0	108	0	5	3	.148	363	398	0
Verdugo, Ryan	4-0	1.47	22	1	0	0	0	1	30.2	15	5	5	3	0	19	1	44	0	3	3	.149	101	120	5
Westcott, Craig	6-0	1.83	13	13	0	0	0	0	68.2	63	19	14	3	2	32	0	53	0	5	8	.242	260	295	0
Whitaker, Craig	1-0	1.86	7	0	0	0	0	0	9.2	8	2	2	0	0	6	0	9	0	1	1	.229	35	42	0
Wilshire, Ben	1-0	4.60	34	0	0	0	1	3	58.2	60	33	30	3	1	24	0	47	2	8	11	.273	220	250	7
Woodruff, Kyle	3-3	3.02	25	8	0	0	1	1	83.1	75	35	28	8	1	23	0	57	1	4	8	.237	317	345	6
Team Totals	76-64	4.27	140	140	1	4	39	61	1235.1	1254	673	586	115	61	437	7	1025	9	103	105	.264	4744	5330	139

## 2010 Post Season Record: 6-2

BATTERS	AVG	G	AB	R	H	2B	3B	HR	RBI	BB	IBB	SO	SB	CS	OBP	SLG	OPS	SFSAC	HBP	GI — GAMES BY POSITION —									
																				DP	1B	2B	3B	SS	OF	C	E		
Adrianza, Ehire	.250	8	20	5	5	1	0	1	2	4	0	5	0	0	.375	.450	.825	0	2	0	1	0	0	0	8	0	0	0	3
Biery, Drew	.250	5	20	2	5	2	0	0	2	2	0	5	0	0	.318	.350	.668	0	1	0	0	5	0	1	0	0	0	0	0
Crawford, Brandon	.357	8	28	6	10	1	0	2	8	6	1	3	2	0	.471	.607	1.078	0	1	0	1	0	0	8	2	0	0	0	2
Culberson, Charlie	.273	8	33	2	9	2	1	0	6	3	0	8	1	1	.324	.394	.718	1	0	0	1	0	8	0	0	0	0	0	0
Fairley, Wendell	.267	6	15	4	4	1	0	1	5	1	0	4	0	1	.333	.533	.867	1	0	1	0	0	0	0	0	6	0	0	0
Flores, Jose	.353	8	34	7	12	2	1	0	5	5	0	2	0	0	.436	.471	.906	0	0	0	0	0	0	0	0	0	0	0	0
Monell, Johnny	.267	8	30	10	8	0	0	3	6	6	2	9	2	0	.385	.567	.951	2	0	1	2	0	0	0	0	0	8	1	0
Peguelo, Francisco	.350	8	40	7	14	3	0	0	3	0	0	8	0	1	.350	.425	.775	0	0	0	1	0	0	0	0	8	0	0	1
Perez, Juan	.162	8	37	4	6	1	1	0	1	1	0	3	1	1	.205	.243	.448	0	1	1	1	0	0	0	0	8	0	1	0
Sandoval, Michael	.462	6	13	3	6	1	0	1	4	1	0	4	0	0	.500	.769	1.269	0	0	0	4	0	0	0	0	0	0	0	0
Simmons, James	.182	6	11	2	2	0	0	1	3	1	0	4	0	0	.250	.455	.705	0	0	0	0	0	0	0	0	6	0	0	0
Weeks, Joel	.250	3	4	0	1	1	0	0	1	1	0	1	0	1	.400	.500	.900	0	0	0	0	0	2	0	0	1	2	0	1
Team Totals	.288	8	285	52	82	15	3	9	46	31	3	56	6	5	3.595	.456	.815	4	5	3	7								11
PITCHERS	W-L	ERA	G	GS	CG	SHO	SV	SVO	IP	H	R	ER	HR	HB	BB	IBB	SO	BK	WP	DP	AVG	AB	TBF	GF					
Anderson, Brian	0-0	4.91	3	0	0	0	0	1	3.2	3	3	3	2	1	0	2	0	5	0	1	0	.214	14	17	1				
Casilla, Jose	0-0	3.86	4	0	0	0	0	0	4.2	5	3	2	0	0	1	0	5	0	1	0	.263	19	20	1					
Correa, Hector	0-0	6.75	2	0	0	0	0	0	2.2	4	2	2	0	0	1	0	3	0	1	0	.333	12	13	0					
Fitzgerald, Justin	2-0	1.93	3	3	0	0	0	0	18.2	15	4	4	1	1	2	0	17	0	1	1	.217	69	74	0					
Marte, Kelvin	0-1	4.66	2	2	0	0	0	0	9.2	12	5	5	2	0	3	0	5	0	1	1	.316	38	42	0					
Odle, Oliver	0-1	3.18	1	0	0	0	0	0	5.2	5	2	2	0	0	1	1	2	0	1	0	.263	19	22	0					
Quirarte, Edwin	0-0	0.00	4	0	0	0	0	0	3.1	3	0	0	0	0	1	0	3	0	1	0	.231	13	14	2					
Rodriguez, Wilmin	1-0	0.00	3	0	0	0	0	0	4.1	2	0	0	0	0	2	0	4	0	0	1	.133	15	17	1					
Stoffel, Jason	2-0	3.86	3	0	0	0	0	1	4.2	3	3	2	0	1	2	0	8	0	2	0	.188	16	20	2					
Stolp, Eric	0-0	0.00	2	0	0	0	0	0	2.0	2	0	0	0	0	0	0	2	0	0	0	.250	8	8	1					
Verdugo, Ryan	0-0	4.50	5	0	0	0	0	0	1.0	4	3	2	1	1	0	3	1	6	0	1	.200	15	18	0					
Wilshire, Ben	0-0	13.50	2	0	0	0	0	0	0.2	1	1	1	0	1	2	1	2	0	0	0	.333	3	6	0					
Woodruff, Kyle	1-0	2.70	2	2	0	0	0	0	10.0	10	6	3	2	0	2	0	9	0	2	1	.256	39	42	0					
Team Totals	6-2	3.04	8	8	0	1	0	3	74.0	68	31	25	7	3	22	3	71	0	12	4	.243	280	313						

# Augusta GreenJackets

**Class-A, South Atlantic League**



## **Lipso Nava – Manager**

Returns for his 4th year with Giants organization in 2011 and his 1st as Manager...spent previous 3 seasons as hitting coach for Augusta where he helped tutor Chris Dominguez, who led SAL in RBI (101) and finished 2nd in HRs (21) during 2010... club experienced success under his tutelage with best overall record in both 2009 (76-43) and 2010 (77-61) in SAL, however team did not capture 1st or 2nd half crowns to qualify for playoffs either season...former infielder played 7 seasons in minors with Seattle Mariners (1990-94), Boston Red Sox (1995) and Chicago Cubs (1997), advancing as high as triple-A level...originally 14th round draft pick by Mariners in 1990...resides in Maracaibo, Venezuela...

## **Steve Kline – Pitching Coach**

Former big league southpaw will embark on 3rd season as pitching coach for Augusta...last year he helped tutor Jorge Bucardo, who posted 2nd-lowest ERA in SAL with 2.21 figure...long regarded as one of game's most durable left-handed relief pitchers, Kline, who spent his last 2 seasons in Giants uniform, ranks 15th on all-time southpaw list with 796 lifetime appearances...appeared in 89 games in 2001 for St. Louis, a ML single-season record for left-handed pitchers at that time...also logged 1.80 ERA that year for Redbirds, 1 of 2 career campaigns with sub-2.00 ERA (also 1.79 in 2004)...11-year Major League veteran compiled 34-39 lifetime ledger with 39 saves and 3.51 ERA over 796 big league contests (1 start) with Indians (1997), Expos (1997-2000), Cardinals (2001-04), Orioles (2005) and Giants (2006-07)...was originally 8th round selection by Cleveland in 1993 draft...resides in Winfield, PA...

## **Jose Flores – Hitting Coach**

Enters his 1st year as coach with Class A Augusta in 2011 and his 2nd campaign in Giants organization after playing 1 season as minor leaguer...spent previous 4 seasons coaching/managing in San Diego Padres minor league system...in 2010 managed Class A Fort Wayne to 77-63 mark, however team did not qualify for playoffs...made his coaching debut with short season Eugene as team's hitting coach in 2007...former infielder played 13 seasons in minors with Philadelphia Phillies (1994-1999), Seattle Mariners (1999-2000), Colorado Rockies (2001), A's (2002-2003), Los Angeles Dodgers (2004-2005), Cleveland Indians (2006) and Giants (2006)...appeared in 16 Major League games with A's and Dodgers, posting .143 avg. with 2 walks and 2 runs scored...attended University of Texas and was selected in 34th round by Philadelphia in 1994 draft...resides in Houston, TX...

## **David Getsoff – Athletic Trainer**

Begins his 3rd season with San Francisco's organization and 2nd year with Class A Augusta...served as Salem-Keizer's athletic trainer during 2009 season...spent previous 2 years (2007-08) as assistant athletic trainer/head strength and conditioning coach for Bowie Baysox, double-A affiliate of Baltimore Orioles...prior to that worked as an athletic trainer at Professional Orthopedics and Sports Physical Therapy company in New York from 2004-07...received B.S. in Sports Medicine from University of Connecticut in 2004...has certifications with National Athletic Trainers Association and National Strength and Conditioning Association...resides in Atlanta, Georgia...

# Augusta GreenJackets *(South Atlantic League)*

## 2010 Regular Season Record: 79-59

BATTERS	AVG	G	AB	R	H	2B	3B	HR	RBI	BB	IBB	SO	SB	CS	OBP	SLG	OPS	SF	SAC	HBP	GI —GAMES BY POSITION—									
																					DP	1B	2B	3B	SS	OF	C	E		
Anders, Luke	.285	130	501	71	143	29	4	14	62	43	1	147	1	4	.340	.443	.783	5	2	1	6	127	0	0	0	0	0	0	12	
Burg, Alexander	.207	9	29	4	6	2	1	0	1	3	0	15	0	0	.303	.345	.648	0	0	1	1	0	0	0	0	1	3	0	0	
Cavan, Ryan	.283	136	541	85	153	34	3	17	79	54	0	93	12	7	.352	.451	.803	4	3	6	6	0	133	0	0	0	0	0	26	
Cook, Dan	.281	97	338	41	95	21	5	1	32	25	0	78	7	0	.334	.382	.716	2	2	3	8	0	0	0	0	91	0	3	0	
Crawford, Evan	.255	109	432	64	110	12	12	4	29	35	0	108	24	9	.319	.366	.684	1	3	6	4	0	0	0	0	108	0	4	0	
Dominguez, Chris	.272	137	559	85	152	32	4	21	101	35	3	133	14	7	.326	.456	.782	3	0	11	14	0	0	134	0	0	0	0	32	
Eshleman, John	.138	9	29	1	4	1	0	0	3	3	0	11	0	0	.219	.172	.391	0	0	0	1	0	0	0	8	0	0	5	0	
Joseph, Thomas	.236	117	436	46	103	22	1	16	68	26	2	116	0	0	.290	.401	.691	3	0	8	9	10	0	0	0	0	65	7	0	
Liles, Nick	.316	127	512	86	162	28	4	0	62	36	0	61	29	11	.361	.387	.747	8	4	4	12	2	0	0	0	86	0	1	0	
Lollis, Ryan	.288	114	389	52	112	9	9	3	36	32	1	55	8	2	.345	.380	.726	0	2	2	11	0	0	0	0	105	0	3	0	
Mach, Kyle	.250	5	8	1	2	0	0	0	0	1	0	3	0	1	.333	.250	.583	0	2	0	0	0	0	1	2	1	0	0	0	
Martinez, Juan	.236	63	148	24	35	6	0	1	9	13	0	33	2	1	.321	.297	.619	1	4	6	3	0	8	3	36	1	0	0	10	
Medina, Jose	.125	6	16	1	2	1	0	0	1	2	0	6	0	0	.222	.188	.410	0	0	0	0	0	0	0	0	4	0	1	0	
Sanchez, Hector	.274	89	310	29	85	20	1	5	31	28	2	50	0	2	.336	.394	.730	0	2	1	14	0	0	0	0	0	58	9	0	
Schoop, Sharlon	.281	26	89	10	25	2	1	0	9	7	0	20	3	2	.337	.326	.663	1	0	1	1	0	0	0	26	0	0	3	0	
Shriner, Jesse	.267	11	30	2	8	0	0	1	2	1	0	9	0	0	.313	.367	.679	0	0	1	0	1	0	0	0	3	2	1	0	
Stromsmoe, Skyler	.195	25	87	18	17	5	1	0	12	13	0	16	6	1	.312	.276	.588	5	1	4	1	0	0	0	0	25	0	1	0	
Villegas, Ydwin	.189	79	264	20	50	9	1	1	24	9	0	55	1	2	.215	.242	.458	1	7	0	7	0	0	0	77	0	0	10	0	
Zambrano, Eliezer	.170	31	88	7	15	2	0	0	7	1	0	23	1	0	.187	.193	.380	1	2	1	4	0	0	0	0	0	30	0	0	
Team Totals	.266	138	4806	647	1279	235	47	84	568	367	9	1032	108	49	.323	.387	.710	35	34	56	102								149	

PITCHERS	W-L	ERA	G	GS	CG	SHO	SV	SVO	IP	H	R	ER	HR	HB	BB	IBB	SO	BK	WP	GI									
																				DP	AVG	AB	TBF	GF					
Bucardo, Jorge	9-4	2.21	19	18	1	0	0	0	114.0	83	36	28	3	5	31	1	95	0	3	12	.203	409	450	0					
Casilla, Jose	4-1	1.16	46	0	0	0	14	18	54.1	40	9	7	0	3	17	1	41	0	5	9	.214	187	217	30					
Clark, Craig	3-3	5.21	10	7	0	0	0	0	46.2	53	31	27	4	5	13	0	43	0	2	2	.283	187	209	0					
Correa, Hector	5-3	4.12	32	0	0	0	1	1	43.2	39	21	20	3	2	16	0	58	0	1	1	.239	163	186	14					
Gloor, Chris	4-2	2.65	44	0	0	0	2	3	68.0	58	23	20	2	1	27	1	73	0	10	6	.227	255	290	12					
Heston, Chris	5-13	3.75	26	26	1	0	0	0	148.2	161	83	62	6	9	33	0	124	1	12	7	.272	592	642	0					
Irving, Brian	7-6	4.42	32	14	0	0	1	1	106.0	119	63	52	6	5	37	1	80	0	8	10	.281	424	469	6					
Jarvis, Jason	0-1	3.07	13	0	0	0	7	8	14.2	17	8	5	0	0	2	0	13	0	2	2	.293	58	61	12					
Kline, Devan	1-0	2.59	18	2	0	0	3	4	31.1	26	10	9	3	1	18	0	35	0	2	1	.230	113	132	6					
Lively, Mitch	4-2	4.89	24	0	0	0	1	2	35.0	37	20	19	2	2	7	1	26	2	3	4	.280	132	144	11					
Marte, Kelvin	1-0	2.73	7	4	0	0	0	0	26.1	24	8	8	1	0	7	0	16	0	3	4	.258	93	102	2					
Martinez, Juan	0-0	12.27	3	0	0	0	0	0	3.2	7	5	5	1	0	1	0	3	0	0	0	.389	18	19	3					
Reichard, Andrew	6-1	3.39	16	13	0	0	0	0	95.2	87	40	36	6	3	22	0	92	0	3	7	.240	363	390	2					
Rodriguez, Wilmin	4-3	3.81	20	1	0	0	0	0	28.1	36	14	12	1	1	9	0	20	0	2	2	.298	121	131	6					
Salsbury, Bryan	5-3	3.47	11	11	1	1	0	0	70.0	66	32	27	6	2	10	2	50	0	3	6	.245	269	284	0					
Toole, Jeremy	6-5	3.87	24	17	0	0	1	1	97.2	93	52	42	3	8	37	0	75	0	6	10	.251	371	419	2					
Valdez, Jose	4-3	3.30	40	0	0	0	1	2	60.0	57	26	22	2	4	37	3	68	1	8	7	.263	217	261	14					
Vazquez, Kyle	4-3	4.84	17	12	0	0	0	0	74.1	79	45	40	4	2	28	0	46	2	2	7	.274	288	321	0					
Verdugo, Ryan	4-1	2.25	22	0	0	0	1	1	32.0	26	8	8	0	0	14	0	50	0	3	0	.226	115	133	6					
Wheeler, Zack	3-3	3.99	21	13	0	0	0	0	58.2	47	27	26	0	7	38	0	70	2	13	3	.218	216	262	2					
Whitaker, Craig	0-0	2.61	7	0	0	0	0	0	10.1	9	4	3	0	2	7	2	18	0	1	0	.237	38	49	0					
Wilson, Chris	0-2	2.76	11	0	0	0	4	6	16.1	11	5	5	0	2	6	0	18	0	0	0	.190	58	66	7					
Team Totals	79-59	3.52	138	138	3	12	36	47	1235.2	1175	570	483	53	64	417	12	1114	8	92	100	.251	4687	5237	135					

# Salem-Keizer Volcanoes

## Short Season, Northwest League



### Tom Trebelhorn – Manager

Will log his 4th year with Giants organization in 2011...guided Volcanoes to their 5th championship during decade in 2009 with league-best 49-27 record...former Major League skipper returned to managerial ranks, having been with Baltimore Orioles organization for 12 years (1996-2007), including last 7 seasons as coach with big league team...served as bench coach in 2007, and 3rd base coach previous 6 campaigns...from 1996-2000, worked in various roles in front office, including Director of Organizational Instruction, Director of Minor League Instruction and Director of Player Development...prior to joining Orioles, spent 14 years as manager, 4 years as coach and 5 years as minor league player...managed Milwaukee Brewers from 1986-91 (422-397) and Chicago Cubs in 1994 (49-64)...is 2nd to Phil Garner on Brewers' all-time managerial lists in games (819) and wins...in 1987, was named Manager of the Year by *Baseball America* and *Sports Illustrated*...served as coach for American League All-Star team in 1988...managed Cubs in 1994 after spending 2 seasons as club's bench coach and offensive coordinator...served as Brewers' 1st base coach in 1984 and 3rd base coach in 1986, managing Milwaukee's triple-A Vancouver farm team to Pacific Coast League title in 1985...began his managerial career in Oakland organization, with 2 years at rookie-level Boise and year at Class A Advanced Modesto, before moving to Cleveland organization...served as coach at double-A Portland in 1978 before managing Class A Advanced Batavia in 1979...was affiliated with Pittsburgh's triple-A clubs for 4 years, serving as coach at Portland in 1980-81, was manager there in 1982 and as manager at Hawaii in 1983...as player, was catcher and infielder, playing 5 years of pro baseball...began in 1970 with class-A Bend after being drafted by triple-A Hawaii...taught school in off-season in Portland for many years...resides in Scottsdale, AZ...

### Jerry Cram – Pitching Coach

Returns for his 11th season as pitching coach with Giants organization in 2011, marking his 44th year in professional baseball...returns to Salem-Keizer after spending 2 seasons with San Jose where he helped guide team to back-to-back CAL League Championships...in San Jose tutored pitcher Craig Clark, who took home California League Pitcher of Year honors by posting 16-2 record, 2.86 ERA and 135 strikeouts in 2009...spent 2004-2008 seasons with Salem-Keizer as pitching coach...worked initial 3 years with Class A Advanced San Jose from 2001-03...2007 Volcanoes team established franchise-best 57-19 record with 3.40 ERA, winning 2nd-straight Northwest League championship...his 2006 squad posted Northwest League-best 2.92 ERA, including 1.22 mark in 4-game championship series victory over Boise...came to Giants after serving as pitching coach in Colorado Rockies' minor league system previous 3 campaigns (1998-2000)...before stint with Rockies, devoted 28 years to Kansas City Royals (last 14 as minor league pitching instructor)...broke into pro ball in Minnesota Twins chain at St. Cloud...season later, Royals selected him in MLB expansion draft and he made big-league debut in 1969...Mets acquired him from KC in 1973 for pitcher Barry Raziano and he made 2 trips to Majors in 1974-75, respectively, with New York...Mets dealt him back to Royals in '76 for pitcher Randy Hammon and he returned to Majors later that year...he also earned 1976 American Association All-Star honors...his overall Major League mark was 0-3 with 3.02 ERA in 23 appearances (2 starts)...when his playing career ended, he remained at Omaha as pitching coach in 1981, at Butte in '82 and again at Omaha in '83-84...resides in Rancho Santa Margarita, CA...

### Ricky Ward – Hitting Coach

Is in his 6th year coaching for Giants' system in 2011, his 5th year as hitting coach with Salem-Keizer...guided Ryan Scoma to breakout season, as he finished 6th in Northwest League with .310 avg. in 2010...2007 squad finished with organization-best .289 avg. and 497 runs scored (6.5 per game), as club established franchise best 57-19 record and 2nd-straight Northwest League title...his '06 hitters finished 2nd in NWL with .263 batting avg., as club went on to capture league championship...returned to organization after having played in SF farm system from 1990-93...was most recently on Western Oregon (Monmouth, OR) University coaching staff from 2003-05, after beginning his coaching career as volunteer assistant at University of Portland in 2002...returned to college after his playing career ended following 1994 season with Minnesota's double-A Nashville team, attending Lewis & Clark College (Portland, OR) and earning degree in Psychology from Portland State University in 2002...former infielder was originally 10th round selection by Giants in 1989 draft, after graduating from Roosevelt (Portland, OR) High School and attending Chemeketa (Salem, OR) Community College...resides in Salem, OR...

### Garret Havig – Athletic Trainer

Resides in North Platte, NH...

# Salem-Keizer Volcanoes *(Northwest League)*

## 2010 Regular Season Record: 31-45

BATTERS	AVG	G	AB	R	H	2B	3B	HR	RBI	BB	IBB	SO	SB	CS	OBP	SLG	OPS	SF	SAC	HBP	GI —GAMES BY POSITION—										E
																					DP	1B	2B	3B	SS	OF	C				
Arnold, Jeff	.241	36	112	11	27	8	1	3	10	6	0	29	2	1	.286	.411	.696	0	2	1	2	0	0	0	0	0	36	1			
Brock, Daniel	.239	52	201	20	48	15	0	3	23	17	0	36	3	2	.308	.358	.666	0	0	3	13	31	0	0	0	0	0	3			
Brown, Gary	.136	6	22	2	3	0	1	0	2	2	0	7	0	1	.259	.227	.487	1	0	2	0	0	0	0	0	5	0	0			
Burg, Alexander	.242	19	62	7	15	5	0	3	12	7	0	23	0	0	.324	.468	.792	1	0	1	1	1	0	0	0	0	17	2			
Burkhart, Daniel	.328	19	64	3	21	3	0	0	11	6	0	8	0	0	.389	.375	.764	1	0	1	3	0	0	0	0	0	12	1			
Campbell, Raynor	.261	45	165	22	43	10	2	3	22	9	0	41	2	2	.305	.400	.705	1	3	2	4	0	24	4	0	17	0	9			
Dibbens, Derek		1	0	1	0	0	0	0	0	1	0	0	0	0	1.000			0	0	0	0	0	0	0	0	0	1	0			
Duvall, Adam	.245	54	192	30	47	10	1	4	18	14	0	45	2	3	.318	.370	.688	1	3	7	6	1	26	17	0	0	0	8			
Eshleman, John	.250	22	72	4	18	3	0	0	3	8	0	22	2	2	.325	.292	.617	0	2	0	0	0	0	17	5	0	0	6			
Harris, Devin	.273	27	99	8	27	9	1	1	12	4	0	36	0	3	.298	.414	.712	1	0	0	3	0	0	0	0	20	0	0			
Izturis, Julio	.281	51	185	32	52	4	1	0	16	10	0	29	7	4	.321	.314	.635	0	4	1	1	0	35	0	12	0	0	14			
Jurica, Carter	.216	62	236	23	51	7	3	4	31	18	0	47	10	3	.282	.322	.604	1	3	4	5	0	0	0	61	0	0	14			
Loberg, Mike	.333	9	21	2	7	0	0	0	5	7	0	1	0	1	.500	.333	.833	0	0	0	0	0	0	0	0	4	0	0			
Lofton, Chris	.268	52	198	32	53	5	2	2	16	22	0	41	15	5	.350	.343	.693	0	0	3	1	0	0	0	0	50	0	1			
Mach, Kyle	.184	48	158	16	29	7	1	0	11	4	0	15	3	0	.222	.241	.462	1	2	4	2	0	0	45	1	0	0	8			
Medina, Jose	.255	61	220	35	56	12	0	3	28	33	1	59	4	5	.364	.350	.714	0	2	5	8	0	0	0	0	59	0	0			
Murray, Mike	.319	20	69	9	22	3	0	2	8	8	1	12	0	0	.390	.449	.839	0	0	0	1	0	0	0	0	0	10	2			
Quintana, Carlos	.238	53	168	20	40	7	2	2	13	24	0	56	2	0	.338	.339	.678	1	1	2	3	50	0	0	0	4	0	5			
Rodriguez, Rafael	.163	12	43	3	7	0	1	0	4	3	0	12	1	0	.250	.209	.459	0	0	2	1	0	0	0	0	12	0	0			
Scoma, Ryan	.310	68	261	33	81	13	1	3	34	26	1	38	4	2	.377	.402	.779	0	0	2	10	0	0	0	0	63	0	2			
Shriner, Jesse	.247	29	97	17	24	10	0	3	14	16	0	22	0	1	.362	.443	.805	1	0	2	4	2	0	0	0	11	12	4			
Team Totals	.254	76	2645	330	671	131	17	36	293	245	3	579	57	35	.326	.357	.683	10	22	42	68							96			
PITCHERS	W-L	ERA	G	GS	CG	SHO	SV	SVO	IP	H	R	ER	HR	HB	BB	IBB	SO	BK	WP	GI											
Concepcion, Edward	3-7	6.39	16	14	0	0	0	0	63.1	63	54	45	6	4	46	1	57	0	12	4	.260	242	299	1							
Couture, Kevin	3-4	4.97	11	7	0	0	0	0	38.0	37	23	21	3	0	8	0	31	0	3	2	.250	148	159	1							
Downing, Kaohi	2-2	1.47	24	0	0	0	0	1	43.0	34	12	7	2	1	22	2	34	2	8	5	.224	152	180	6							
Dunning, Jake	1-0	2.95	18	0	0	0	2	3	36.2	30	15	12	2	2	8	0	46	0	4	2	.221	136	148	8							
Escobar, Edwin	2-4	4.86	14	14	0	0	0	0	63.0	64	40	34	6	3	40	0	69	4	7	1	.270	237	289	0							
Flick, Brennan	1-0	5.11	14	0	0	0	1	1	24.2	32	18	14	4	1	11	1	26	0	2	1	.317	101	115	2							
Graham, Matthew	0-3	6.85	9	3	0	0	0	0	22.1	30	18	17	3	2	10	2	19	0	3	3	.323	93	107	2							
Harrold, Stephen	1-1	2.78	18	0	0	0	7	8	22.2	17	8	7	2	0	5	2	28	0	0	1	.202	84	89	14							
Kaufman, Shane	1-5	5.48	15	12	0	0	0	0	64.0	80	42	39	1	3	26	0	45	1	4	6	.308	260	294	0							
King, Aaron	0-0	3.05	16	0	0	0	0	0	20.2	7	7	7	0	2	29	0	31	0	4	1	.111	63	96	3							
Kline, Devan	0-1	9.82	5	0	0	0	1	2	7.1	9	8	8	1	0	3	0	7	0	2	0	.321	28	33	2							
Lamb, Cameron	0-1	9.58	6	2	0	0	0	0	10.1	17	11	11	2	0	6	1	8	0	1	1	.395	43	52	2							
Newton, David	0-0	11.81	5	0	0	0	0	0	5.1	10	7	7	0	1	2	1	7	0	2	0	.400	25	29	1							
Proszek, Addison	1-1	8.85	13	0	0	0	0	0	20.1	26	22	20	4	1	4	0	18	0	2	1	.310	84	92	4							
Rodriguez, Mario	1-2	5.36	22	0	0	0	0	2	43.2	51	28	26	3	0	16	1	42	1	2	3	.302	169	189	3							
Rogers, Taylor	6-7	4.46	16	16	0	0	0	0	82.2	98	51	41	6	5	25	2	49	1	4	8	.298	329	363	0							
Romo, Andrew	2-2	2.19	12	0	0	0	1	2	24.2	20	6	6	1	5	5	0	23	0	4	2	.225	89	101	6							
Rosin, Seth	1-1	4.91	6	1	0	0	0	0	11.0	9	6	6	0	0	1	0	9	0	1	0	.214	42	43	2							
Sanford, Shawn	4-3	2.14	22	3	0	0	4	4	42.0	35	12	10	3	3	14	0	40	1	2	3	.227	154	175	16							
Schumer, Justin	1-0	1.27	6	4	0	0	0	0	21.1	16	6	3	0	2	9	1	14	1	2	2	.208	77	90	0							
Shackleford, Stephen	1-1	1.23	0	0	0	0	0	0	14.2	13	8	2	0	0	9	1	15	0	2	1	.228	57	68	3							
Team Totals	31-45	4.52	76	76	0	3	16	23	681.2	698	402	342	49	35	299	15	618	11	71	47	.267	2613	3011	76							

# Arizona Giants

## Arizona Rookie League



### Mike Goff – Manager

Will manage Arizona for 3rd season in Giants organization...in 2010 skippered ARL-Giants to best overall record in league for 2nd-straight season, however failed to advance to championship for 1st time in 4 years...in 2009 led ARL-Giants to league-high 39 wins and 3rd-straight trip to championship, although team lost 5-game series 3-games-to-2 to Mariners...spent 2008 at helm of double-A Chattanooga in Reds system, and prior to that coached in Seattle Mariners organization for 16 seasons...after serving as Mariners' first base coach for 2 months in 2005, was promoted in June 2007 to bench coach when John McLaren was named Seattle's manager...prior to his Major League duties with M's, Goff worked 9 seasons as coordinator of instruction for team's minor league system and 4 seasons managing...in his 1st season as manager in professional ranks, guided Bellingham to 1993 division title...began coaching career in 1992 as coach with double-A Jacksonville and spent previous 3 years as an assistant coach at University of South Alabama...was an infielder in Red Sox system from 1984-88 before back injury ended his playing career...resides in Peoria, AZ...

### Mike Caldwell – Pitching Coach

Returns for his 5th year, his 3rd as pitching coach with Arizona after serving as pitching coach with Fresno in 2007-08...returned to organization after having pitched for San Francisco from 1974-76...worked with Tigers system, serving as double-A pitching coach at Erie for 3 seasons (2004-06)...before then, spent 12 years as coach with Milwaukee Brewers organization (1992-2003)...spent 2003 season as pitching coach at triple-A Indianapolis, after 2002 campaign as manager of Class A Advanced High Desert...also served as pitching coach at double-A Huntsville (2000-01) triple-A Louisville (1998), double-A El Paso (1996-97), Class A Beloit (1995) and rookie-level Helena (1992-94) during his time in Brewers chain...additionally, was Milwaukee's roving minor league pitching instructor during 1999 season...prior to joining Milwaukee, was head baseball coach at Campbell University for 5 seasons (1987-91)...left-handed hurler pitched 14 seasons at Major League level with San Diego (1971-73), San Francisco (1975-76), Cincinnati (1977) and Milwaukee (1977-84)...earned American League Comeback Player of Year honors in 1978 after finishing 22-9 with 2.37 ERA for Brewers...resides in Raleigh, NC...

### Marcos Garcia – Pitching Coach

Will begin his 2nd season with Giants organization...re-entered baseball in 2010 after taking time working as an electrical engineer in Orlando, FL from 2006-08 and as construction manager in Phoenix, AZ...began his coaching career with Seattle Mariners organization as minor league coach from 2000-05 and coach of short-season Everett from 2000-02...served with Arizona organization from 1996-1998 as minor league pitching instructor...spent 6 seasons in Mariners minor league system, reaching as high as double-A...resides in Phoenix, AZ with wife Ilse and 5 children...

### Victor Torres – Hitting Coach

This season will mark his 5th year with Giants organization...had 1-year stint with double-A Connecticut during 2008 season...was hitting coach with rookie-level Arizona in 2007...previously was hitting coach in independent Atlantic League with Camden River Sharks (2002-2005) and Newark Bears (2006)...has also been hitting instructor in Puerto Rican winter ball with Mayaguez Indios (2003-2007)...was hitting coach at Indian River Community College (2004) and coached prep ranks baseball at Port St. Lucie High School and John Carroll High School (1993-1998)...also served as associate scout with Seattle Mariners and St. Louis Cardinals from 1994-2006...played in Puerto Rican League (1969-1971) and with St. Lucie Legends (1989-1990) in senior professional baseball league (1989-90)...ran his own baseball academy in Puerto Rico and Florida (1973-1989)...resides in Vero Beach, FL...

### Derin McMains – Hitting Coach

Begins his 2nd season with Giants organization as staff member, his 1st as hitting coach...played in Giants minor league system from 2001-2007...was non-roster spring invitee to Giants Major League camp in 2006 and earned Harry S. Jordan Award for top newcomer...graduated from Mountain Home (AR) High School...attended University of Arkansas-Little Rock...married (Nicole Byrd, Feb. 16, 2002)...

### Andrew Benning – Athletic Trainer

# Arizona Giants (Arizona Rookie League)

## 2010 Regular Season Record: 34-20

BATTERS	AVG	G	AB	R	H	2B	3B	HR	RBI	BB	IBB	SO	SB	CS	OBP	SLG	OPS	SFS	AC	HBP	GI — GAMES BY POSITION —							E		
																					DP	1B	2B	3B	SS	OF	C			
Brown, Gary	.182	6	22	6	4	1	0	0	0	4	0	5	2	0	0.333	.227	.561	0	0	1	0	0	0	0	0	0	5	0	0	0
Burg, Alexander	.333	4	15	3	5	3	0	0	2	1	0	1	0	0	0.412	.533	.945	0	0	1	0	0	0	0	0	0	0	3	1	0
Burkhardt, Daniel	.333	5	18	4	6	1	1	1	3	3	0	6	0	0	0.455	.667	1.121	0	0	1	0	0	0	0	0	0	0	2	0	0
Cuevas, Jose	.206	37	131	22	27	5	0	2	19	7	0	23	2	0	0.262	.390	.552	0	0	3	2	8	0	14	16	0	0	0	9	0
Cutspec, Brice	.296	38	142	19	42	9	1	3	21	10	0	39	0	0	0.342	.437	.779	2	1	1	2	37	0	0	0	0	0	0	4	1
DeBerry, Johnathan	.255	25	55	14	14	2	0	0	3	6	0	17	4	1	0.349	.291	.640	0	2	2	0	0	0	0	0	0	22	0	0	0
De La Cruz, Jose	.236	36	127	7	30	5	1	1	12	3	0	23	2	0	0.281	.315	.596	0	0	5	6	0	0	0	0	0	30	0	3	0
Dibbets, Derek	.353	12	34	4	12	1	0	0	6	1	0	7	0	0	0.395	.382	.777	1	0	2	0	1	0	0	0	0	0	10	0	0
Downs, Matt	.286	2	7	1	2	1	0	0	2	1	0	1	0	0	0.375	.429	.804	0	0	0	0	0	0	1	1	0	0	0	0	0
Eshleman, John	.220	18	59	7	13	3	1	0	7	6	0	18	2	1	0.294	.305	.599	2	1	1	1	0	0	6	12	0	0	5	0	0
Haney, Robert	.239	20	71	7	17	2	1	0	10	4	0	11	1	1	0.282	.296	.578	2	2	1	2	0	0	0	0	20	0	0	6	0
Harris, Devin	.275	14	51	7	14	3	0	1	6	5	0	14	3	0	0.351	.392	.743	0	0	1	0	0	0	0	0	0	12	0	3	0
Hobson, Wes	.288	34	139	22	40	6	4	1	17	12	0	24	4	2	0.342	.410	.752	1	1	0	3	1	9	14	0	0	0	0	3	0
Honeycutt, Ryan	.213	18	47	6	10	3	0	1	8	6	0	12	1	1	0.291	.340	.631	2	0	0	0	0	0	0	0	0	16	0	3	0
Jones, Charles	.279	46	165	25	46	7	4	5	17	20	0	61	6	2	0.360	.461	.820	2	1	2	2	0	0	0	0	0	45	0	6	0
Lopez, Josh	.204	35	93	22	19	4	4	1	8	9	0	32	4	1	0.286	.366	.651	1	2	2	1	0	5	22	5	0	0	6	0	0
Murray, Mike	.400	9	30	4	12	3	0	0	6	0	0	3	0	0	0.400	.500	.900	0	1	0	0	0	0	0	0	0	0	3	0	0
Navarro, Jesus	1	0	0	0	0	0	0	0	0	0	0	0	0	0	0	0	0	0	0	0	0	0	0	0	0	0	0	0	1	0
Nordgren, Nicholas	.143	9	28	2	4	1	0	0	3	3	0	7	2	0	0.235	.179	.414	2	0	1	0	0	0	0	0	0	5	0	0	0
Rodriguez, Rafael	.301	32	123	20	37	6	0	2	14	5	0	23	4	2	0.323	.398	.722	4	0	1	2	0	0	0	0	0	32	0	2	0
Rohlinger, Ryan	.444	3	9	5	4	0	0	3	3	0	0	2	1	0	0.444	1.444	1.889	0	0	0	0	0	0	0	0	0	3	0	0	0
Salters, Carlton	.250	4	8	1	2	0	0	0	0	0	0	3	0	0	0.250	.250	.500	0	0	0	0	0	0	0	0	0	1	0	0	0
Sim, Eric	.108	11	37	2	4	0	0	0	1	2	0	8	0	0	0.214	.108	.322	0	1	3	0	0	0	0	0	0	0	11	2	0
Staley, Joseph	.250	33	124	17	31	9	1	5	25	9	0	35	2	1	0.312	.460	.771	2	0	3	3	0	0	0	0	0	0	29	3	0
Willoughby, Carlos	.295	45	176	34	52	9	6	1	24	17	0	36	23	4	0.372	.432	.804	1	6	5	3	0	42	0	0	0	0	0	4	0
Windster, Sundrendy	.311	31	106	18	33	11	2	5	19	18	0	28	3	2	0.416	.594	1.010	0	0	1	2	14	0	0	0	11	0	3	0	0
Team Totals	.264	54	1817	277	480	95	26	32	236	152	0	439	66	29	330	.398	.722	22	18	37	29									71

PITCHERS	W-L	ERA	G	GS	CG	SHO	SV	SVO	IP	H	R	ER	HR	HB	BB	IBB	SO	BK	WP	GI								
																				DP	AVG	AB	TBF	GF				
Allen, Brandon	0-0	7.94	5	0	0	0	0	0	5.2	8	5	5	0	0	4	0	6	0	0	0	.308	26	30	0	0	0	0	
Altemus, Andy	1-2	4.87	17	1	0	0	0	0	20.1	27	11	11	1	2	5	10	1	0	0	0	2	.321	84	91	2	0	0	0
Bean, Ryan	1-0	1.47	19	0	0	0	0	0	18.1	11	4	3	0	0	8	0	25	1	4	2	0	.175	63	71	3	0	0	0
Bradley, Ryan	3-1	6.62	18	0	0	0	0	1	17.2	27	16	13	1	0	9	0	18	0	3	2	0	.342	79	88	0	0	0	0
Dunnington, Jacob	3-0	0.63	17	0	0	0	3	5	28.2	10	2	2	0	0	15	3	45	0	4	0	0	.109	92	111	5	0	0	0
Fleet, Austin	6-3	2.65	12	11	0	0	0	0	51.0	42	18	15	2	1	8	0	65	0	3	5	0	.222	189	199	0	0	0	0
Flick, Brennan	0-0	2.35	7	0	0	0	0	0	7.2	4	2	2	0	0	3	0	10	0	2	0	0	.241	29	33	1	0	0	0
Flores, Kendry	5-4	3.60	13	11	0	0	0	0	55.0	49	27	22	2	5	13	0	56	2	0	7	0	.241	203	223	0	0	0	0
Graham, Matthew	1-0	5.63	6	0	0	0	0	0	8.0	8	5	5	0	0	5	1	8	0	2	1	0	.267	30	35	1	0	0	0
Harrold, Stephen	1-0	0.00	4	0	0	0	0	0	7.1	5	0	0	0	0	2	0	6	0	1	0	0	.120	25	28	0	0	0	0
Hembree, Richard	0-0	0.82	12	0	0	0	0	3	11.0	9	1	1	0	0	0	0	22	0	0	0	0	.220	41	41	0	0	0	0
Joaquin, Waldis	0-0	1.50	4	4	0	0	0	0	6.0	3	1	1	0	1	3	0	7	0	1	0	0	.143	21	25	0	0	0	0
Kickham, Michael	0-0	11.57	3	0	0	0	0	0	2.14	3	3	0	0	0	2	0	3	0	0	0	0	.400	10	12	0	0	0	0
Kline, Devin	0-1	14.54	5	0	0	0	0	0	4.1	10	10	7	1	1	4	0	8	1	0	1	0	.435	23	28	0	0	0	0
Marte, Kelvin	0-0	3.52	6	0	0	0	0	0	7.2	10	5	3	0	0	2	0	9	0	0	0	0	.333	30	32	0	0	0	0
Martinez, Rafael	1-0	4.15	11	0	0	0	2	2	13.0	13	6	6	2	0	3	0	11	0	1	0	0	.260	50	53	4	0	0	0
McCulley, Reese	0-0	8.10	5	0	0	0	0	0	3.1	2	4	3	1	0	4	0	7	0	2	0	0	.167	12	16	1	0	0	0
Mendoza, Lorenzo	0-4	3.50	13	12	0	0	0	0	43.2	53	23	17	2	1	9	0	32	0	0	3	0	.301	176	189	0	0	0	0
Montero, Raymundo	1-1	2.70	18	0	0	0	1	1	16.2	14	5	5	0	0	6	1	17	0	7	1	0	.226	62	70	9	0	0	0
Newton, David	0-0	1.80	5	0	0	0	0	0	5.0	3	1	1	0	0	2	0	6	0	0	0	0	.176	17	19	0	0	0	0
Otero, Dan	2-0	0.00	9	0	0	0	1	1	10.2	7	4	0	0	0	1	0	7	0	2	2	0	.179	39	40	1	0	0	0
Paniagua, Armando	1-1	5.13	10	9	0	0	0	0	33.1	41	20	19	0	3	15	1	30	0	8	1	0	.308	133	154	0	0	0	0
Proszek, Addison	0-0	4.15	4	0	0	0	0	0	4.1	4	2	2	0	0	2	0	6	0	0	0	0	.120	16	18	0	0	0	0
Roibal, Reinier	2-0	2.08	9	0	0	0	0	0	8.2	8	3	2	0	0	5	0	14	0	0	1	0	.150	32	39	0	0	0	0
Runzler, Dan	0-0	0.00	1	1	0	0	0	0	2.0	0	0	0	0	0	0	0	4	0	0	0	0	.000	6	6	0	0	0	0
Santiago, Gaspar	1-1	3.00	13	2	0	0	0	0	15.0	16	6	5	0	0	7	0	15	0	1	0	0	.126	61	68	1	0	0	0
Schumer, Justin	1-0	0.00	3	1	0	0	0	0	5.2	3	0	0	0	0	4	0	4	0	1	1	0	.150	20	24	0	0	0	0
Shackleford, Stephen	1-1	1.89	12	0	0	0	1	2	19.0	11	4	4	0	3	5	0	26	0	1	1	0	.169	65	73	3	0	0	0
Shadle, Jake	1-0	7.29	15	1	0	0	0	2	21.0	25	18	17	2	4	13	0	30	0	5	1	0	.298	84	103	6	0	0	0
Walls, Jason	2-0	6.75	14	0	0	0	1	0	14.2	14	11	11	1	0	20	0	11	0	5	0	0	.255	55	75	4	0	0	0
Wellmeyer, Todd	0-0	6.75	1	1	0	0	0	0	2.2	3	2	2	1	0	1	0	3	0	1	0	0	1.50	11	12	0	0	0	0
Wills, Dontrelle	0-1	9.00	3	0	0	0	0	0	2.0	4	2	2	1	1	1	0	1	0	0	0	0	.400	10	12	0	0	0	0
Wilson, Christopher	0-0	1.42	6	0	0	0	1	2	6.1	2	2	2	1	1	0	0	10	0	0	0	0	.091	22	23	3	0	0	0
Team Totals	34-20	3.56	54	54	0	7	13	21	478.0	453	225	189	18	23	181	6	532	5	53	38	24	1816	2041	54				

# Dominican Giants

## Dominican Summer League



### **Jesus Tavarez – Manager**

Begins his 5th season as manager with Giants' Dominican team after leading club to league best 46-25 record for 2nd consecutive season...led club to division titles in 2008 (50-20) and 2009 (52-19) and spot in Championship Game, however, Giants lost series both seasons...Tavarez has guided his club to 197-85 (.691) mark over his 1st 4 seasons at helm...former big league outfielder played 5 seasons in Majors with Florida Marlins (1994-96), Boston Red Sox (1997) and Baltimore Orioles (1998)...finished with career avg. of .239 with 3 HRs, 33 RBI and 13 stolen bases in 228 ML contests...originally signed by Seattle Mariners, appearing in minors from 1989-1992...was drafted by Marlins in Expansion Draft in 1992...played at triple-A level with Giants in 1999, before finishing playing career with Mexico (1999) and Korea (2000-01)...in Dominican Winter League, played with 4 teams, Escogido (1991-95), Aguilas (1997-99), Licey (1999-2000, Won Batting Title) and his last year in 2003 with Gigantes del Cibao...resides in Santo Domingo, DR...

### **Marcos Aguasvivas – Pitching Coach**

Former minor league pitcher returns as pitching coach with Giants' Dominican team for 3rd season...Luis Angeles blossomed under his tutelage finishing 2nd in DSL with 8 wins and 1.85 ERA...last season he helped guide Giants' staff to ERA of 2.65...resides in Santo Domingo, DR...

### **Carlos Valderrama – Hitting Coach**

Former Giants outfielder, will return for 4th season as hitting coach for club's Dominican squad...last season he helped Giants offense finish 2nd in DSL with 376 runs scored...in 2009 tutored DSL MVP Carlos Willoughby to highest OBP in league with .466 mark in 2009...native of Venezuela was originally signed by San Francisco as non-drafted free agent in 1995, playing 11 seasons with organization through 2005...saw action in 7 Major League contests in 2003, going 1-for-7 (.143)...finished playing career in Milwaukee Brewers farm system, playing at double-A level in 2006...resides in Bachaquero, Zulia, Venezuela...

### **Hector Borg – Infield Instructor**

Former infielder returns as coach with Giants' Dominican team 4th-straight season...in 2010 DSL Giants finished with 2nd-best fielding pct. (.967) recording only 90 errors...after signing as non-drafted free agent with San Francisco in 1994, played 4 seasons in minors (through 1997)...resides in La Romana, DR...

### **Pedro Wilson – Athletic Trainer**

Has been working with Giants organization in Dominican Complex since 2005...was St. Louis' DSL trainer from 2000-2003 as well as working as trainer for Leones del Escogido in Dominican Winter League during same time frame...spent one season with Arizona's organization in DSL in 1997...spent 2 separate seasons with Detroit's DSL team (1994,96), while logging 1995 season as trainer for Yaquis de Obregon in Mexican League...began career working as Seattle's DSL trainer in 1993...resides in Santo Domingo, DR...

# Dominican Giants *(Dominican Summer League)*

## 2010 Regular Season Record: 46-25

BATTERS	AVG	G	AB	R	H	2B	3B	HR	RBI	BB	IBB	SO	SB	CS	OBP	SLG	OPS	SF	SAC	HBP	GI —GAMES BY POSITION—									
																					DP	1B	2B	3B	SS	OF	C	E		
Cedeno, Jose	.207	32	87	12	18	2	0	1	5	10	0	27	1	2	.333	.264	.598	1	2	7	1	29	0	0	0	1	0	2		
Cornier, Gabriel	.269	42	130	23	35	6	1	0	16	22	1	32	6	2	.381	.331	.711	1	1	2	1	0	0	0	0	0	41	5		
Feliz, Victor	.301	56	176	36	53	9	3	0	20	25	0	45	9	4	.404	.386	.790	4	0	8	1	25	0	0	0	1	0	5		
Fuentes, Leonardo	.240	61	200	32	48	14	1	4	33	25	0	73	3	5	.340	.380	.720	3	0	7	3	0	0	0	0	51	0	0		
Galindo, Jesus	.246	63	167	46	41	6	0	0	23	35	0	30	43	7	.385	.281	.666	2	1	4	0	0	0	0	0	63	0	2		
Lopez, Eduardo	.256	23	82	18	21	6	0	1	14	8	0	20	5	2	.340	.366	.706	1	1	3	5	0	0	0	0	13	0	1		
Lopez, Jorge	.237	45	152	26	36	6	3	1	24	18	0	41	7	4	.324	.336	.659	1	1	2	0	0	0	0	0	43	0	0		
Mercedes, Hector	.211	53	194	16	41	1	1	1	19	12	1	68	1	4	.263	.242	.505	1	0	2	5	0	0	0	0	51	0	2		
Mujica, Shurendell	.219	60	192	35	42	1	4	0	13	25	0	47	22	6	.332	.266	.597	1	6	8	1	0	8	0	52	0	0	15		
Paulino, Cristian	.251	59	215	33	54	10	0	3	38	20	0	51	19	6	.327	.340	.666	6	2	7	3	1	36	24	0	0	0	17		
Pujadas, Fernando	.289	26	76	12	22	6	0	2	16	8	0	8	0	2	.372	.447	.819	0	0	2	3	1	0	0	0	0	17	2		
Robles, Alberto	.263	69	247	50	65	6	3	0	24	31	0	23	20	8	.367	.312	.679	1	5	10	5	2	24	25	24	0	0	23		
Soto, Cesar	.226	62	168	23	38	3	0	0	19	34	0	35	0	2	.361	.244	.605	1	9	2	3	26	12	29	0	0	0	4		
Vasquez, Luis	.281	35	128	14	36	6	0	2	26	16	0	26	1	1	.358	.375	.733	3	0	1	3	0	0	0	0	0	16	2		
Team Totals	.248	71	2214	376	550	82	16	15	290	289	2	526	137	55	.348	.320	.669	26	28	65	34							90		

PITCHERS	W-L	ERA	G	GS	CG	SHO	SV	SVO	IP	H	R	ER	HR	HB	BB	IBB	SO	BK	WP	GI						
																				DP	AVG	AB	TBF	GF		
Angeles, Luis	8-3	1.85	14	13	1	0	0	0	77.2	55	25	16	2	6	16	0	56	0	7	6	.199	276	305	1		
Barrios, Marvin	2-2	1.87	13	2	0	0	2	2	33.2	26	18	7	0	3	9	0	30	0	4	3	.210	124	140	7		
Feliz, Keurin	7-2	1.75	11	10	0	0	0	1	61.2	52	15	12	2	5	17	1	40	0	4	7	.244	213	243	0		
Fernandez, Ebert	5-1	3.38	13	0	0	0	2	5	26.2	28	14	10	0	1	15	1	15	1	6	7	.269	104	122	5		
Ferrer, Miguel	1-3	2.37	20	2	0	0	10	12	38.0	32	13	10	2	3	17	2	29	0	2	4	.232	138	159	15		
Freite, Renzo	3-0	1.82	10	1	0	0	1	1	24.2	21	7	5	1	4	7	0	15	0	4	4	.239	88	101	3		
Garcia, Alexis	0-1	10.50	6	0	0	0	0	1	6.0	4	9	7	0	2	11	0	0	0	4	0	.174	23	37	2		
Garcia, Bertoni	0-0	3.08	9	2	0	0	2	2	26.1	22	15	9	2	5	14	0	22	0	2	2	1.37	95	118	6		
Gregorio, Joan	6-3	2.80	14	14	0	0	0	0	74.0	65	26	23	1	5	17	0	41	0	4	9	1.11	269	294	0		
Hernandez, Ariel	2-0	2.01	9	7	0	0	0	0	31.1	7	11	7	0	5	33	0	30	0	3	4	1.28	91	130	2		
Martinez, Yeini	3-3	2.40	13	4	0	0	1	1	45.0	36	19	12	0	4	14	0	24	0	5	2	1.11	169	191	5		
Minier, Gregorio	0-0	16.71	6	0	0	0	0	0	7.0	7	13	13	1	4	8	0	2	0	5	1	2.14	26	38	2		
Noel, Franklin	3-0	0.64	14	0	0	0	8	11	28.0	21	9	2	0	0	9	0	28	0	2	3	1.07	104	114	12		
Nova, Juan	3-4	3.04	13	12	1	0	0	0	56.1	50	25	19	3	3	28	0	45	3	14	6	1.38	203	238	0		
Reyes, Jose	2-2	3.34	12	4	0	0	1	1	35.0	30	16	13	0	8	12	0	19	0	3	2	1.20	125	147	5		
Utria, Luis	1-1	3.72	9	0	0	0	2	2	29.0	25	13	12	2	0	13	1	19	0	1	2	1.31	108	122	4		
Team Totals	46-25	2.65	71	71	2	6	29	39	600.1	481	248	177	16	58	240	5	415	4	70	62	1.20	2156	2499	69		

# 2011 Giants Minor League Players

## ALLEN, Brandon

RHP

**Born:** August 15, 1991, Pensacola, FL

**Resides:** Milton, FL

**Bats:** Right

**Throws:** Right

**Height:** 6-6

**Weight:** 190

**How Obtained:** Giants' #18 selection in 2010 First-Year Player Draft. Signed by Jeremy Cleveland.

**First Pro Year:** 2010

Year	Club	W-L	ERA	G	GS	CG	SHO	SV	IP	H	R	ER	HR	HB	BB	SO	WP	BK
2010	ARL-Giants-R	0-0	7.94	5	0	0	0	0	5.2	8	5	5	0	0	4	6	0	0

## ALMEIDA, Alexis

IF

**Born:** February 16, 1993, San Juan de los Morros, VZ

**Resides:** San Juan de los Morros, VZ

**Bats:** Right

**Throws:** Right

**Height:** 6-3

**Weight:** 215

**How Obtained:** Signed by Giants as non-drafted free agent, Sept. 23, 2010.

**First Pro Year:** Signed for 2011

## ALTEMUS, Andrew

RHP

**Born:** April 12, 1988, Morgantown, WV

**Resides:** Morgantown, WV

**Bats:** Right

**Throws:** Right

**Height:** 6-4

**Weight:** 180

**How Obtained:** Signed by Giants as non-drafted free agent, June 18, 2010.

**First Pro Year:** 2010

Year	Club	W-L	ERA	G	GS	CG	SHO	SV	IP	H	R	ER	HR	HB	BB	SO	WP	BK
2010	ARL-Giants-R	1-2	4.87	17	1	0	0	0	20.1	27	11	11	1	2	5	10	0	1

## ANDERS, Luke

IF

**Born:** October 2, 1986, Bryan, TX

**Resides:** Bryan, TX

**Bats:** Left

**Throws:** Left

**Height:** 6-6

**Weight:** 225

**How Obtained:** Giants' #32 selection in 2009 First-Year Player Draft. Signed by Todd Thomas.

**First Pro Year:** 2009

Was Augusta player of month for April 2010...

Year	Club	AVG	G	AB	R	H	2B	3B	HR	RBI	SH	SF	HP	BB-I	SO	SB-CS	E	SLG	OBP
2009	Salem-Keizer-A	.284	58	208	35	59	10	1	5	41	0	4	1	30-2	48	2-2	2	.413	.370
2010	Augusta-A	.285	130	501	71	143	29	4	14	62	2	5	1	43-1	147	1-4	12	.443	.340
<b>Minor League Totals</b>		<b>.285</b>	<b>188</b>	<b>709</b>	<b>106</b>	<b>202</b>	<b>39</b>	<b>5</b>	<b>19</b>	<b>103</b>	<b>2</b>	<b>9</b>	<b>2</b>	<b>73-3</b>	<b>195</b>	<b>3-6</b>	<b>14</b>	<b>.434</b>	<b>.349</b>

## ANDERSON, Brian

RHP

**Born:** May 25, 1983, Mission Viejo, CA

**Resides:** Aliso Viejo, CA

**Bats:** Right

**Throws:** Right

**Height:** 6-3

**Weight:** 210

**How Obtained:** Giants' #14 selection in 2005 First-Year Player Draft. Signed by Ray Krawczyk.

**First Pro Year:** 2005

Graduated from Laguna Hills (CA) High School...attended Long Beach (CA) State University...led Northwest League in saves (19) in 2005...earned NWL Rolands Relief Man Award in 2005...named to NWL postseason All-Star team in 2005...led California League in saves (37) in 2006...named to California League In-Season and Post Season All-Star teams in 2006, while being honored as CL Pitcher of Year...tied for Eastern League lead in saves (29) in 2007...named to Eastern League In-Season All-Star team in 2007...played for Scottsdale in 2007 Arizona Fall League...missed 2008 and 2009 campaign with right elbow strain...

Year	Club	W-L	ERA	G	GS	CG	SHO	SV	IP	H	R	ER	HR	HB	BB	SO	WP	BK
2005	Salem-Keizer-A	3-1	1.95	27	0	0	0	19	27.2	16	6	6	2	1	3	42	1	0
2006	San Jose-A	1-1	1.86	54	0	0	0	37	67.2	44	14	14	5	1	17	85	1	0
2007	Connecticut-AA	1-5	3.93	47	0	0	0	29	50.1	55	27	22	4	0	20	46	0	0
2008																		
2009																		
2010	San Jose-A	3-1	3.55	33	0	0	0	1	50.2	47	28	20	2	0	20	35	7	0
<b>Minor League Totals</b>		<b>8-8</b>	<b>2.84</b>	<b>161</b>	<b>0</b>	<b>0</b>	<b>0</b>	<b>86</b>	<b>196.1</b>	<b>162</b>	<b>75</b>	<b>62</b>	<b>13</b>	<b>2</b>	<b>60</b>	<b>208</b>	<b>9</b>	<b>0</b>

**ANGELES, Luis****RHP****Born:** December 15, 1989, Santo Domingo, DR**Resides:** Santo Domingo, DR**Bats:** Right**Throws:** Right**Height:** 6-0**Weight:** 165**How Obtained:** Signed by Giants as non-drafted free agent, Feb. 19, 2010.**First Pro Year:** 2010

Had 2nd-most wins (8) in DSL in 2010...

Year	Club	W-L	ERA	G	GS	CG	SHO	SV	IP	H	R	ER	HR	HB	BB	SO	WP	BK
2010	DSL-Giants-R	8-3	1.85	14	13	1	0	0	77.2	55	25	16	2	6	16	56	7	0

**ARNOLD, Jeff****C****Born:** January 13, 1988, Louisville, KY**Resides:** Louisville, KY**Bats:** Right**Throws:** Right**Height:** 6-2**Weight:** 205**How Obtained:** Giants' #26 selection in 2010 First-Year Player Draft. Signed by Kevin Christman.**First Pro Year:** 2010

Year	Club	AVG	G	AB	R	H	2B	3B	HR	RBI	SH	SF	HP	BB-I	SO	SB-CS	E	SLG	OBP
2010	Salem-Keizer-A	.241	36	112	11	27	8	1	3	10	2	0	1	6-0	29	2-1	1	.411	.286

**BANKS, Josh****RHP****Born:** July 18, 1982, Baltimore, MD**Resides:** Millersville, MD**Bats:** Right**Throws:** Right**Height:** 6-3**Weight:** 215**How Obtained:** Signed by Giants as minor league free agent, Jan. 31, 2011.**First Pro Year:** 2003

Attended Severna Park High School where he played baseball, football and basketball...was 1st team All-State in football and baseball...attended Florida International University, where he was named to 1st team All-Sun Belt Conference... was drafted out of high school by Baltimore in the 34th round of 2000 First-Year Player Draft, but did not sign... has appeared in big leagues in each of last 4 seasons with 4 different clubs, posting 4-8 record with 5.66 ERA (75er, 119.1ip) in 27 games (19 starts)...has pitched for Toronto (2007), San Diego (2008-09) and Houston (2010)...has started 177 of his 192 career minor league games, while going 67-64 with 4.04 ERA (493er, 1,063.2ip)...

Year	Club	W-L	ERA	G	GS	CG	SHO	SV	IP	H	R	ER	HR	HB	BB	SO	WP	BK
2003	Auburn-A	7-2	2.43	15	15	0	0	0	66.2	58	21	18	1	1	10	81	5	0
2004	Dunedin-A	7-1	1.80	11	11	0	0	0	60.0	49	17	12	4	1	8	60	6	0
	New Hampshire-AA	6-6	5.03	18	17	1	0	0	91.1	89	54	51	15	0	28	76	1	1
2005	New Hampshire-AA	8-12	3.83	27	27	2	0	0	162.1	159	76	69	18	0	11	145	3	0
2006	Syracuse-AAA	10-11	5.17	29	29	0	0	0	170.2	184	108	98	35	3	28	126	2	0
2007	Syracuse-AAA	12-10	4.63	27	27	3	0	0	169.0	192	89	87	22	4	24	101	8	0
	Toronto	0-0	7.36	3	1	0	0	0	7.1	11	6	6	1	0	2	2	0	0
2008	Syracuse-AAA	0-2	7.02	3	3	0	0	0	16.2	21	15	13	1	2	5	12	0	1
	Portland-AAA	1-1	5.93	9	4	0	0	0	30.1	39	20	20	3	1	8	22	2	0
	San Diego	3-6	4.75	17	14	1	0	0	85.1	94	47	45	12	3	32	43	0	0
2009	Portland-AAA	7-7	3.46	26	17	0	0	0	125.0	120	52	48	6	2	36	95	5	1
	San Diego	1-1	7.15	6	3	0	0	0	22.2	30	18	18	6	1	4	9	1	0
2010	Round Rock-AAA	9-12	4.04	27	27	3	1	0	171.2	177	88	77	25	3	37	72	7	1
	Houston	0-1	13.50	1	1	0	0	0	4.0	8	6	6	1	0	4	1	0	0
Minor League Totals		67-64	4.17	193	177	9	1	0	1063.2	1088	540	493	130	17	195	790	39	4
M.L. Totals		4-8	5.66	27	19	1	0	0	119.1	143	77	75	20	4	42	55	1	0

**BARRIOS, Marvin Miguel****RHP****Born:** September 23, 1992, Los Santos, Panama**Resides:** Los Santos, Panama**Bats:** Right**Throws:** Right**Height:** 6-2**Weight:** 155**How Obtained:** Signed by Giants as non-drafted free agent, July 2, 2009.**First Pro Year:** 2010

Year	Club	W-L	ERA	G	GS	CG	SHO	SV	IP	H	R	ER	HR	HB	BB	SO	WP	BK
2010	DSL-Giants-R	2-2	1.87	13	2	0	0	2	33.2	26	18	7	0	3	9	30	4	0

**BEAN, Ryan****RHP****Born:** March 9, 1990, Tumwater, WA**Resides:** Tumwater, WA**Bats:** Right**Throws:** Right**Height:** 6-4**Weight:** 225**How Obtained:** Giants' #17 selection in 2010 First-Year Player Draft. Signed by Matt Woodward.**First Pro Year:** 2010

Year	Club	W-L	ERA	G	GS	CG	SHO	SV	IP	H	R	ER	HR	HB	BB	SO	WP	BK
2010	ARL-Giants-R	1-0	1.47	19	0	0	0	0	18.1	11	4	3	0	0	8	25	4	1



**BOYER, Bradley Robert (Brad)****IF****Born:** October 4, 1983, Santa Monica, CA**Resides:** Camarillo, CA**Bats:** Left**Throws:** Right**Height:** 6-0**Weight:** 185**How Obtained:** Giants' #13 selection in 2006 First-Year Player Draft. Signed by Lee Carballo.**First Pro Year:** 2006

Graduated from Adolfo Camarillo (Camarillo, CA) High School...attended University of Arizona...recorded most 3Bs (10) in EL in 2010 and was named EL player of week Aug.10-16...

Year	Club	AVG	G	AB	R	H	2B	3B	HR	RBI	SH	SF	HP	BB-I	SO	SB-CS	E	SLG	OBP
2006	Salem-Keizer-R	.246	61	183	27	45	9	6	5	28	1	3	2	17-0	29	6-2	3	.443	.312
2007	San Jose-A	.248	89	303	45	75	14	5	1	27	8	4	6	23-1	57	20-2	6	.337	.310
	Augusta-A	.255	14	47	4	12	4	0	0	2	0	0	1	6-0	4	3-1	4	.340	.352
2008	Connecticut-AA	.240	12	50	6	12	3	0	0	5	2	0	0	3-0	2	0-1	2	.300	.283
	San Jose-A	.348	75	264	42	92	12	5	7	45	6	1	6	36-1	53	15-5	12	.511	.436
2009	Connecticut-AA	.294	106	367	49	108	22	10	3	41	8	4	5	29-4	69	10-5	7	.433	.351
2010	Fresno-AAA	.210	46	100	13	21	6	0	0	7	2	2	2	16-0	19	0-2	5	.270	.325
	Richmond-AA	.232	48	155	24	36	6	2	2	23	1	1	1	25-0	34	3-2	3	.335	.341
<b>Minor League Totals</b>		<b>.273</b>	<b>451</b>	<b>1469</b>	<b>210</b>	<b>401</b>	<b>76</b>	<b>28</b>	<b>18</b>	<b>178</b>	<b>28</b>	<b>15</b>	<b>23</b>	<b>155-6</b>	<b>267</b>	<b>57-20</b>	<b>42</b>	<b>.400</b>	<b>.348</b>

**BRADLEY, Ryan****LHP****Born:** July 15, 1988, Columbus, OH**Resides:** Mattoon, IL**Bats:** Right**Throws:** Left**Height:** 6-1**Weight:** 195**How Obtained:** Giants' #30 selection in 2010 First-Year Player Draft. Signed by Lou Colletti.**First Pro Year:** 2010

Son of Giants' coordinator of minor league pitching, Bart Bradley...

Year	Club	W-L	ERA	G	GS	CG	SHO	SV	IP	H	R	ER	HR	HB	BB	SO	WP	BK
2010	ARL-Giants-R	3-1	6.62	18	0	0	0	0	17.2	27	16	13	1	0	9	18	3	0

**BROCK, Daniel****IF****Born:** December 28, 1987, West Allis, WI**Resides:** Loveland, CO**Bats:** Right**Throws:** Right**Height:** 5-9**Weight:** 200**How Obtained:** Signed by Giants as non-drafted free agent, June 16, 2010.**First Pro Year:** 2010

Year	Club	AVG	G	AB	R	H	2B	3B	HR	RBI	SH	SF	HP	BB-I	SO	SB-CS	E	SLG	OBP
2010	Salem-Keizer-A	.239	52	201	20	48	15	0	3	23	0	0	3	17-0	36	3-2	3	.358	.308

**BUCARDO, Jorge Osmar****RHP****Born:** October 18, 1989, Leon, Nicaragua**Resides:** Leon, Nicaragua**Bats:** Right**Throws:** Right**Height:** 6-1**Weight:** 155**How Obtained:** Signed by Giants as non-drafted free agent, Sept. 6, 2006.**First Pro Year:** 2007

His brother Wilber is also in Giants farm system...was named to NWL postseason All-Star team in 2009...posted 3rd-lowest ERA (2.64), logged 3rd-most innings (81.2) and tallied 4th-most wins in Northwest League in 2009...had 2nd-lowest ERA (2.21) in SAL in 2010...was Augusta pitcher of month May and June, 2010...was named to 2010 in-season and postseason All-Star teams in SAL...

Year	Club	W-L	ERA	G	GS	CG	SHO	SV	IP	H	R	ER	HR	HB	BB	SO	WP	BK
2007	DSL-Giants-R	7-2	1.35	12	11	0	0	0	60.0	45	15	9	3	4	7	39	1	0
2008	ARL-Giants-R	3-1	3.68	11	11	1	1	0	51.1	51	24	21	4	1	15	51	3	0
2009	Salem-Keizer-A	6-3	2.64	15	15	0	0	0	81.2	65	28	24	3	8	21	64	1	0
2010	Augusta-A	9-4	2.21	19	18	1	0	0	114.0	83	36	28	3	5	31	95	3	0
	San Jose-A	2-2	4.42	8	7	0	0	0	38.2	46	22	19	3	4	19	26	4	4
<b>Minor League Totals</b>		<b>27-12</b>	<b>2.63</b>	<b>65</b>	<b>62</b>	<b>2</b>	<b>1</b>	<b>0</b>	<b>345.2</b>	<b>290</b>	<b>125</b>	<b>101</b>	<b>16</b>	<b>22</b>	<b>93</b>	<b>275</b>	<b>12</b>	<b>4</b>



**CEDENO, Jose****C****Born:** May 30, 1990, Barranquilla, Colombia**Resides:** Barranquilla, Colombia**Bats:** Right**Throws:** Right**Height:** 6-0**Weight:** 185**How Obtained:** Signed by Giants as non-drafted free agent, Jan. 16, 2009.**First Pro Year:** 2009

Year	Club	AVG	G	AB	R	H	2B	3B	HR	RBI	SH	SF	HP	BB-I	SO	SB-CS	E	SLG	OBP
2009	DSL-Giants-R	.159	33	82	13	13	3	0	0	5	0	0	9	17-0	24	2-1	6	.195	.361
2010	DSL-Giants-R	.207	32	87	12	18	2	0	1	5	2	1	7	10-0	27	1-2	2	.264	.333
<b>Minor League Totals</b>		<b>.183</b>	<b>65</b>	<b>169</b>	<b>25</b>	<b>31</b>	<b>5</b>	<b>0</b>	<b>1</b>	<b>10</b>	<b>2</b>	<b>1</b>	<b>16</b>	<b>27-0</b>	<b>51</b>	<b>3-3</b>	<b>8</b>	<b>.231</b>	<b>.347</b>

**CHRISTIAN, Justin****IF/OF****Born:** April 3, 1980, Lincoln, NE**Resides:** Union City, CA**Bats:** Right**Throws:** Right**Height:** 6-1**Weight:** 195**How Obtained:** Signed by Giants as minor league free agent, Jan. 28, 2011.**First Pro Year:** 2003

Attended Skyline Junior College, Auburn University and Southeast Missouri State University...in 2006 led Eastern League with 68 SBs...was named to 2008 International League mid-season All-Star team...

Year	Club	AVG	G	AB	R	H	2B	3B	HR	RBI	SH	SF	HP	BB-I	SO	SB-CS	E	SLG	OBP
2003	River City-I	.301	38	123	24	37	5	1	1	15	3	0	2	16-0	18	19-4	7	.382	.390
2004	River City-I	.450	30	120	31	54	11	2	5	22	2	0	0	17-2	22	26-2	0	.700	.518
	GCL-Yankees-R	.571	3	7	1	4	3	0	0	4	0	0	0	4-0	0	0-0	0	1.000	.727
	Staten Isl.-A	.274	50	208	29	57	9	2	7	33	0	3	2	19-0	39	14-4	5	.438	.336
2005	Charleston-A	.290	29	100	31	29	5	0	3	10	1	0	3	14-0	12	17-2	9	.430	.393
	Tampa-A	.306	95	372	52	114	27	6	8	37	4	1	6	33-0	47	38-5	15	.476	.371
	Columbus-AAA	.000	1	0	0	0	0	0	0	0	0	0	0	0-0	0	0-0	0	.000	.000
2006	Trenton-AA	.276	129	467	76	129	19	9	6	43	3	0	3	43-1	73	68-13	2	.394	.341
2007	Trenton-AA	.235	65	255	25	60	8	3	3	32	2	3	2	16-2	43	18-4	3	.325	.283
	Scranton-AAA	.325	40	169	32	55	8	4	1	16	2	0	2	10-0	19	17-2	4	.438	.370
2008	New York-AL	.250	24	40	6	10	3	0	0	6	0	0	0	3-0	4	7-1	1	.325	.302
	Scranton-AAA	.306	74	268	48	82	17	1	6	45	0	5	4	20-0	34	22-4	1	.444	.357
2009	Norfolk-AAA	.270	88	356	54	96	18	5	3	25	5	3	2	20-0	51	26-3	0	.374	.310
2010	Scranton-AAA	.242	16	66	9	16	0	0	0	4	0	0	0	8-1	9	2-0	0	.242	.324
	Trenton-AA	.297	87	343	65	102	21	6	9	51	1	5	5	40-0	47	20-5	1	.472	.374
<b>Minor League Totals</b>		<b>.285</b>	<b>677</b>	<b>2611</b>	<b>422</b>	<b>744</b>	<b>135</b>	<b>36</b>	<b>46</b>	<b>300</b>	<b>18</b>	<b>20</b>	<b>29</b>	<b>227-4</b>	<b>374</b>	<b>242-42</b>	<b>47</b>	<b>.417</b>	<b>.346</b>
<b>Major League Totals</b>		<b>.250</b>	<b>24</b>	<b>40</b>	<b>6</b>	<b>10</b>	<b>3</b>	<b>0</b>	<b>0</b>	<b>6</b>	<b>0</b>	<b>0</b>	<b>0</b>	<b>3-0</b>	<b>4</b>	<b>7-1</b>	<b>1</b>	<b>.325</b>	<b>.302</b>

**CHRISTMAN, Tyler****RHP****Born:** August 26, 1989, Sumter, SC**Resides:** Sumter, SC**Bats:** Right**Throws:** Right**Height:** 6-2**Weight:** 180**How Obtained:** Giants' #13 selection in 2010 First-Year Player Draft. Signed by Jeremy Cleveland.**First Pro Year:** Signed for 2011**CLARK, Craig LHP****Born:** July 9, 1984, Phoenixville, PA**Resides:** Phoenixville, PA**Bats:** Left**Throws:** Left**Height:** 6-3**Weight:** 217**How Obtained:** Giants' #14 selection in 2007 First-Year Player Draft. Signed by John DiCarlo, Jr.**First Pro Year:** 2007

Graduated from Spring-Ford Senior (Royersford, PA) High School...attended Penn State University...named to CAL postseason All-Star team in 2009, while being honored as California League Pitcher of Year...was named California League Pitcher of week for July 27-Aug. 3 in 2009...lead all Giants minor leaguers in victories and ranked 2nd overall among all minor league players in 2009...set San Jose record by winning his last 15-consecutive decisions in 2009...set San Jose Giants record and tied California League record by striking out 10-consecutive batters June 1, 2009 vs. Stockton...

Year	Club	W-L	ERA	G	GS	CG	SHO	SV	IP	H	R	ER	HR	HB	BB	SO	WP	BK
2007	Salem-Keizer-A	5-3	2.98	12	12	0	0	0	54.1	46	20	18	5	4	23	55	2	0
2008	Augusta-A	8-4	3.51	23	21	0	0	0	115.1	96	51	45	5	3	23	111	7	0
2009	San Jose-A	16-2	2.86	26	25	0	0	0	147.2	131	53	47	19	5	36	135	7	0
2010	Richmond-AA	2-3	4.01	9	9	0	0	0	42.2	42	25	19	4	0	21	23	0	0
	Augusta-A	3-3	5.21	10	7	0	0	0	46.2	53	31	27	4	5	13	43	2	0
<b>Minor League Totals</b>		<b>34-15</b>	<b>3.45</b>	<b>80</b>	<b>74</b>	<b>0</b>	<b>0</b>	<b>0</b>	<b>406.2</b>	<b>368</b>	<b>180</b>	<b>156</b>	<b>37</b>	<b>17</b>	<b>116</b>	<b>367</b>	<b>18</b>	<b>0</b>

## CONCEPCION, Edward Xavier

RHP

**Born:** October 3, 1988, La Vega, DR

**Resides:** La Vega, DR

**Bats:** Right

**Throws:** Right

**Height:** 6-2

**Weight:** 195

**How Obtained:** Signed by Giants as non-drafted free agent, Dec. 6, 2005.

**First Pro Year:** 2006

Year	Club	W-L	ERA	G	GS	CG	SHO	SV	IP	H	R	ER	HR	HB	BB	SO	WP	BK
2006	DSL-Giants-R	1-2	4.93	15	6	0	0	1	34.2	27	22	19	4	5	14	33	6	1
2007	DSL-Giants-R	1-2	5.91	26	0	0	0	0	32.0	36	22	21	5	2	20	26	4	1
2008	DSL-Giants-R	8-2	4.20	15	14	0	0	0	75.0	85	40	35	2	5	20	64	11	0
2009	ARL-Giants-R	4-3	4.61	13	12	0	0	0	54.2	55	33	28	3	2	26	70	15	0
2010	Salem-Keizer-A	3-7	6.39	16	14	0	0	0	63.1	63	54	45	6	4	46	57	12	0
<b>Minor League Totals</b>		<b>17-16</b>	<b>5.13</b>	<b>85</b>	<b>46</b>	<b>0</b>	<b>0</b>	<b>1</b>	<b>259.2</b>	<b>266</b>	<b>171</b>	<b>148</b>	<b>20</b>	<b>18</b>	<b>126</b>	<b>250</b>	<b>48</b>	<b>2</b>

## COOK, Daniel

OF

**Born:** June 15, 1986, Miami, FL

**Resides:** Miami, FL

**Bats:** Right

**Throws:** Right

**Height:** 6-3

**Weight:** 185

**How Obtained:** Giants' #15 selection in 2008 First-Year Player Draft. Signed by Dean Decillis.

**First Pro Year:** 2008

Graduated from University of Houston (TX)...

Year	Club	AVG	G	AB	R	H	2B	3B	HR	RBI	SH	SF	HP	BB-I	SO	SB-CS	E	SLG	OBP
2008	ARL-Giants-R	.243	29	115	19	28	2	1	0	11	1	0	1	9-0	27	7-1	9	.278	.304
	Salem-Keizer-A	.258	25	66	8	17	1	0	0	3	1	1	0	11-0	11	1-0	1	.273	.359
2009	Salem-Keizer-A	.294	61	235	39	69	11	4	2	37	4	2	5	18-0	36	7-3	4	.400	.354
2010	Augusta-A	.281	97	338	41	95	21	5	1	32	2	2	3	25-0	78	7-0	3	.382	.334
<b>Minor League Totals</b>		<b>.277</b>	<b>212</b>	<b>754</b>	<b>107</b>	<b>209</b>	<b>35</b>	<b>10</b>	<b>3</b>	<b>83</b>	<b>8</b>	<b>5</b>	<b>9</b>	<b>63-0</b>	<b>152</b>	<b>22-4</b>	<b>17</b>	<b>.362</b>	<b>.338</b>

## COPELAND, Benjamin (Ben)

OF

**Born:** December 17, 1983, Pittsburgh, PA

**Resides:** Pittsburgh, PA

**Bats:** Left

**Throws:** Right

**Height:** 6-1

**Weight:** 190

**How Obtained:** Giants' #4 selection in 2005 First-year Player Draft. Signed by Sean O'Connor.

**First Pro Year:** 2005

Year	Club	AVG	G	AB	R	H	2B	3B	HR	RBI	SH	SF	HP	BB-I	SO	SB-CS	E	SLG	OBP
2005	ARL-Giants-R	.333	18	60	16	20	4	2	1	14	0	1	1	5-0	14	2-0	1	.517	.388
	Salem-Keizer-A	.306	29	121	25	37	5	4	4	23	1	0	0	11-0	25	2-1	1	.512	.364
2006	Augusta-A	.281	135	527	90	148	29	12	5	71	2	5	3	73-1	90	30-21	4	.410	.368
2007	San Jose-A	.280	106	404	68	113	22	6	7	50	0	5	4	70-5	77	14-7	4	.416	.387
2008	Connecticut-AA	.263	103	373	53	98	17	13	5	42	7	2	3	38-2	63	21-5	4	.418	.334
	Fresno-AAA	.341	22	85	16	29	4	0	0	4	0	0	0	11-0	9	3-2	1	.388	.417
2009	Stockton-A	.444	2	9	1	4	1	0	0	0	0	0	0	0-0	2	0-0	0	.556	.444
	Sacramento-AAA	.500	1	4	0	2	0	0	0	1	0	0	0	0-0	0	0-1	0	.500	.500
	San Jose-A	.240	6	25	1	6	3	0	0	1	0	0	0	2-1	3	0-0	1	.360	.296
	Fresno-AAA	.278	97	338	46	94	18	3	8	34	1	3	3	24-2	60	15-5	4	.420	.329
2010	Fresno-AAA	.280	127	354	48	99	16	8	4	43	6	2	0	57-6	67	23-8	3	.404	.378
<b>Minor League Totals</b>		<b>.283</b>	<b>646</b>	<b>2300</b>	<b>364</b>	<b>650</b>	<b>119</b>	<b>48</b>	<b>34</b>	<b>283</b>	<b>17</b>	<b>18</b>	<b>14</b>	<b>291-17</b>	<b>410</b>	<b>110-50</b>	<b>23</b>	<b>.420</b>	<b>.364</b>

## CORNIER, Gabriel Alexander

C

**Born:** June 10, 1992, Maracay, VZ

**Resides:** Maracay, VZ

**Bats:** Switch

**Throws:** Right

**Height:** 6-0

**Weight:** 190

**How Obtained:** Signed by Giants as non-drafted free agent, April 30, 2009.

**First Pro Year:** 2009

Was named to DSL in-season All-Star team in 2010...

Year	Club	AVG	G	AB	R	H	2B	3B	HR	RBI	SH	SF	HP	BB-I	SO	SB-CS	E	SLG	OBP
2009	DSL-Giants-R	.191	56	152	32	29	1	1	1	16	1	4	5	42-0	40	1-3	5	.230	.374
2010	DSL-Giants-R	.269	42	130	23	35	6	1	0	16	1	1	2	22-1	32	6-2	5	.331	.381
<b>Minor League Totals</b>		<b>.227</b>	<b>98</b>	<b>282</b>	<b>55</b>	<b>64</b>	<b>7</b>	<b>2</b>	<b>1</b>	<b>32</b>	<b>2</b>	<b>5</b>	<b>7</b>	<b>64-1</b>	<b>72</b>	<b>7-5</b>	<b>10</b>	<b>.277</b>	<b>.377</b>

**CORREA, Hector****RHP****Born:** March 18, 1988, Arecibo, PR**Resides:** Arecibo, PR**Bats:** Right**Throws:** Right**Height:** 6-3**Weight:** 176**How Obtained:** Acquired from Florida in exchange for C Ronny Paulino, March 27, 2009.**First Pro Year:** 2006

Year	Club	W-L	ERA	G	GS	CG	SHO	SV	IP	H	R	ER	HR	HB	BB	SO	WP	BK
2006	GCL-Marlins-R	1-2	1.76	10	5	0	0	0	41.0	38	13	8	1	0	15	38	3	0
2007	Greensboro-A	1-5	9.29	8	8	0	0	0	31.0	55	40	32	7	0	16	20	3	0
	Jamestown-A	6-2	3.22	11	11	0	0	0	58.2	61	25	21	5	1	13	83	4	0
2008	Greensboro-A	0-1	6.30	4	4	0	0	0	10.0	15	8	7	1	0	1	9	0	0
	GCL-Marlins-R	0-0	13.50	1	1	0	0	0	2.2	5	4	4	0	0	2	2	0	0
2009								- Injured, Did Not Pitch -										
2010	Augusta-A	5-3	4.12	32	0	0	0	1	43.2	39	21	20	3	2	16	58	1	0
<b>Minor League Totals</b>		<b>13-13</b>	<b>4.43</b>	<b>66</b>	<b>29</b>	<b>0</b>	<b>0</b>	<b>1</b>	<b>187.0</b>	<b>213</b>	<b>110</b>	<b>92</b>	<b>17</b>	<b>3</b>	<b>63</b>	<b>210</b>	<b>11</b>	<b>0</b>

**COUTURE, Kevin****RHP****Born:** April 20, 1988, Coronado, CA**Resides:** Coronado, CA**Bats:** Right**Throws:** Right**Height:** 6-0**Weight:** 185**How Obtained:** Giants' #32 in 2010 First-Year Player Draft. Signed by Michael Kendall.**First Pro Year:** 2010

Year	Club	W-L	ERA	G	GS	CG	SHO	SV	IP	H	R	ER	HR	HB	BB	SO	WP	BK
2010	Salem-Keizer-A	3-4	4.97	11	7	0	0	0	38.0	37	23	21	3	0	8	31	3	0

**CUEVAS, Jose****IF****Born:** April 5, 1988, Moca, DR**Resides:** Bronx, NY**Bats:** Right**Throws:** Right**Height:** 6-2**Weight:** 185**How Obtained:** Giants' #29 in 2010 First-Year Player Draft. Signed by Sean O'Conner.**First Pro Year:** 2010

Year	Club	AVG	G	AB	R	H	2B	3B	HR	RBI	SH	SF	HP	BB-I	SO	SB-CS	E	SLG	OBP
2010	ARL-Giants-R	.206	37	131	22	27	5	0	2	19	0	0	3	7-0	23	2-5	9	.290	.262

**CUTSPEC, Brice****IF****Born:** December 7, 1987, Westminster, CA**Resides:** Westminster, CA**Bats:** Left**Throws:** Right**Height:** 6-5**Weight:** 250**How Obtained:** Signed by Giants as non-drafted free agent, June 16, 2010.**First Pro Year:** 2010

Year	Club	AVG	G	AB	R	H	2B	3B	HR	RBI	SH	SF	HP	BB-I	SO	SB-CS	E	SLG	OBP
2010	ARL-Giants-R	.296	38	142	19	42	9	1	3	21	1	2	1	10-0	39	0-2	4	.437	.342

**D'ALESSIO, Andrew Anthony (Andy)****IF****Born:** September 23, 1984, Newark, NJ**Resides:** Naples, FL**Bats:** Left**Throws:** Right**Height:** 6-4**Weight:** 227**How Obtained:** Giants' #19 selection in 2007 First-Year Player Draft. Signed by Pat Portugal.**First Pro Year:** 2007

Graduated from Barron Collier (Naples, FL) High School...attended Clemson University...was originally 10th round selection by Cincinnati in 2003 Draft and 10th round selection by Los Angeles-NL in 2006 Draft, but did not sign...led Arizona Rookie League in home runs (14), RBI (51), slugging pct. (.624) and extra-base hits (30) in 2007...posted 4th-best avg. (.300) in SAL in 2009...

Year	Club	AVG	G	AB	R	H	2B	3B	HR	RBI	SH	SF	HP	BB-I	SO	SB-CS	E	SLG	OBP
2007	ARL-Giants-R	.306	49	186	41	57	15	1	14	51	0	2	1	21-0	43	0-2	6	.624	.376
	Salem-Keizer-A	.556	4	18	8	10	4	1	2	8	0	0	0	2-0	3	0-0	0	1.222	.600
2008	San Jose-A	.261	121	459	56	120	33	1	15	78	2	1	0	32-2	133	5-4	4	.436	.309
2009	Connecticut-AA	.194	22	67	3	13	2	0	1	6	0	1	0	7-1	13	0-0	1	.269	.267
	Augusta-A	.300	94	343	44	103	26	1	7	44	0	4	1	34-0	86	3-3	0	.443	.361
2010	Richmond-AA	.277	19	65	9	18	5	1	2	10	0	0	0	8-1	15	0-0	0	.477	.356
<b>Minor League Totals</b>		<b>.282</b>	<b>309</b>	<b>1138</b>	<b>161</b>	<b>321</b>	<b>85</b>	<b>5</b>	<b>41</b>	<b>197</b>	<b>2</b>	<b>8</b>	<b>2</b>	<b>104-4</b>	<b>293</b>	<b>8-9</b>	<b>11</b>	<b>.474</b>	<b>.341</b>

**DE LA CRUZ, Jose Leandro****OF****Born:** April 28, 1991, Boca Chica, DR**Resides:** Boca Chica, DR**Bats:** Right**Throws:** Right**Height:** 6-3**Weight:** 190**How Obtained:** Signed by Giants as non-drafted free agent, April 23, 2008.**First Pro Year:** 2008

Year	Club	AVG	G	AB	R	H	2B	3B	HR	RBI	SH	SF	HP	BB-I	SO	SB-CS	E	SLG	OBP
2008	DSL-Giants-R	.266	63	244	37	65	11	4	2	35	1	2	6	12-1	46	9-6	5	.369	.314
2009	DSL-Giants-R	.301	40	156	26	47	12	2	0	18	0	1	5	8-0	23	2-2	5	.404	.353
2010	ARL-Giants-R	.236	36	127	7	30	5	1	1	12	0	0	5	3-0	23	2-2	3	.315	.281
<b>Minor League Totals</b>		<b>.269</b>	<b>139</b>	<b>527</b>	<b>70</b>	<b>142</b>	<b>28</b>	<b>7</b>	<b>3</b>	<b>65</b>	<b>1</b>	<b>3</b>	<b>16</b>	<b>23-1</b>	<b>92</b>	<b>13-10</b>	<b>13</b>	<b>.366</b>	<b>.318</b>

**DEBERRY, Johnathan****OF****Born:** July 22, 1988, Lexington, TN**Resides:** Lexington, TN**Bats:** Right**Throws:** Right**Height:** 5-9**Weight:** 205**How Obtained:** Giants' #34 selection in 2010 First-Year Player Draft. Signed by Andrew Jefferson.**First Pro Year:** 2010

Year	Club	AVG	G	AB	R	H	2B	3B	HR	RBI	SH	SF	HP	BB-I	SO	SB-CS	E	SLG	OBP
2010	ARL-Giants-R	.255	55	25	14	14	2	0	0	3	2	0	2	6-0	17	4-1	1	.291	.349

**DIBBENS, Derek Michael****C****Born:** August 7, 1989, Wichita, KS**Resides:** Wichita, KS**Bats:** Left**Throws:** Right**Height:** 6-0**Weight:** 200**How Obtained:** Signed by Giants as non-drafted free agent, Aug. 20, 2009.**First Pro Year:** 2009

Year	Club	AVG	G	AB	R	H	2B	3B	HR	RBI	SH	SF	HP	BB-I	SO	SB-CS	E	SLG	OBP
2009	ARL-Giants-R	.000	2	2	0	0	0	0	0	0	0	0	0	0-0	0	0-0	0	.000	.000
2010	ARL-Giants-R	.353	12	34	4	12	1	0	0	6	0	1	2	1-0	7	0-0	0	.382	.395
	Salem-Keizer-A	.000	1	0	1	0	0	0	0	0	0	0	0	1-0	0	0-0	0	.000	1.000
<b>Minor League Totals</b>		<b>.353</b>	<b>15</b>	<b>36</b>	<b>5</b>	<b>12</b>	<b>1</b>	<b>0</b>	<b>0</b>	<b>6</b>	<b>0</b>	<b>1</b>	<b>2</b>	<b>2-0</b>	<b>7</b>	<b>0-0</b>	<b>0</b>	<b>.361</b>	<b>.390</b>

**DOMINGUEZ, Christopher****IF****Born:** November 22, 1986, Los Angeles, CA**Resides:** Los Angeles, CA**Bats:** Right**Throws:** Right**Height:** 6-4**Weight:** 240**How Obtained:** Giants' #3 selection in 2009 First-Year Player Draft. Signed by Kevin Christman.**First Pro Year:** 2009

Led SAL with 101 RBI, had 2nd-most HRs (21) and 5th-most hits (152) in 2010...was Augusta player of month for May, 2010...was SAL in-season and postseason All-Star in 2010...represented GreenJackets in 2010 SAL All-Star game Home Run Derby and won event...attended University of Louisville...was named 2009 *Sporting News* Preseason National Player of the Year, as well as 2009 Louisville Slugger Preseason All-American...hit .345 with 12 2Bs, 2 3Bs, 25 HRs, 82 RBI and .443 OBP in 64 games during his junior season...led Cape Cod league with 10 HRs in 2008...was originally drafted by Colorado in 5th round of 2008 draft, but did not sign...

Year	Club	AVG	G	AB	R	H	2B	3B	HR	RBI	SH	SF	HP	BB-I	SO	SB-CS	E	SLG	OBP
2009	ARL-Giants-R	.306	9	36	8	11	2	0	2	8	0	0	1	3-0	9	1-0	0	.528	.375
	Salem-Keizer-A	.254	47	181	31	46	5	1	9	32	0	4	4	9-0	57	11-2	8	.442	.298
2010	Augusta-A	.272	137	559	85	152	32	4	21	101	0	3	11	35-3	133	14-7	32	.456	.326
<b>Minor League Totals</b>		<b>.269</b>	<b>193</b>	<b>776</b>	<b>124</b>	<b>209</b>	<b>39</b>	<b>5</b>	<b>32</b>	<b>141</b>	<b>0</b>	<b>7</b>	<b>16</b>	<b>47-3</b>	<b>199</b>	<b>26-9</b>	<b>40</b>	<b>.456</b>	<b>.322</b>

**DOWDY, Justin****LHP****Born:** August 13, 1983, San Diego, CA**Resides:** Chula Vista, CA**Bats:** Left**Throws:** Left**Height:** 6-1**Weight:** 175**How Obtained:** Selected by Giants in Rule S Draft from Los Angeles-NL, Dec. 9, 2010.**First Pro Year:** 2001

Year	Club	W-L	ERA	G	GS	CG	SHO	SV	IP	H	R	ER	HR	HB	BB	SO	WP	BK
2001	ARL White Sox-R	5-3	3.74	18	1	0	0	1	43.1	46	26	18	0	3	8	46	0	0
2002	Bristol-R	6-4	3.72	13	11	0	0	0	58.0	61	29	24	4	2	21	47	1	0
2003	Rockford-I	2-1	1.88	17	1	0	0	7	28.2	19	8	6	1	3	9	21	0	1
	Wisconsin-A	2-3	5.92	10	1	0	0	0	24.1	25	18	16	1	1	7	23	2	0
2004	Rockford-I	4-1	2.39	10	8	0	0	2	52.2	35	17	14	3	0	18	53	0	2
	Cedar Rapids-A	0-1	4.76	1	1	0	0	0	5.2	7	3	3	1	0	0	6	0	0
	Rancho Cuc-A	2-3	4.11	15	3	0	0	0	30.2	27	15	14	5	2	17	32	2	0
2005	Rancho Cuc-A	3-4	4.98	46	3	0	0	0	77.2	87	47	43	13	2	36	64	4	0
2006	Calgary-I	2-2	4.45	19	2	0	0	0	28.1	28	18	14	4	4	8	20	5	0
2007	Alexandria-I	2-3	1.37	48	0	0	0	24	52.2	21	9	8	2	0	22	102	4	0
2008	Midland-AA	1-3	7.16	38	1	0	0	1	49.0	60	39	39	4	0	34	44	7	0
	Sacramento-AAA	0-0	3.75	3	2	0	0	0	12.0	9	6	5	1	0	12	9	0	0
2009	Midland-AA	3-0	5.21	14	0	0	0	0	19.0	19	12	11	2	2	11	12	0	0
2010	Montgomery-AA	0-0	2.04	11	0	0	0	1	17.2	13	4	4	2	0	6	17	2	0
<b>Minor League Totals</b>		<b>22-21</b>	<b>4.72</b>	<b>169</b>	<b>23</b>	<b>0</b>	<b>0</b>	<b>3</b>	<b>337.1</b>	<b>354</b>	<b>199</b>	<b>177</b>	<b>33</b>	<b>12</b>	<b>152</b>	<b>300</b>	<b>18</b>	<b>0</b>

**DOWNING, Kaohi****RHP****Born:** May 7, 1986, Honolulu, HI**Resides:** Honolulu, HI**Bats:** Right**Throws:** Right**Height:** 5-11**Weight:** 180**How Obtained:** Giants' #50 selection in 2009 First-Year Player Draft. Signed by Brad Cameron.**First Pro Year:** 2009

Year	Club	W-L	ERA	G	GS	CG	SHO	SV	IP	H	R	ER	HR	HB	BB	SO	WP	BK
2009	ARL-Giants-R	0-0	3.07	14	0	0	0	0	14.2	16	6	5	0	2	5	13	5	0
2010	Salem-Keizer-A	2-2	1.47	24	0	0	0	0	43.0	34	12	7	2	1	22	34	8	2
<b>Minor League Totals</b>		<b>2-2</b>	<b>1.87</b>	<b>38</b>	<b>0</b>	<b>0</b>	<b>0</b>	<b>0</b>	<b>57.2</b>	<b>50</b>	<b>18</b>	<b>12</b>	<b>2</b>	<b>3</b>	<b>27</b>	<b>47</b>	<b>13</b>	<b>2</b>

**DUNNING, Jake Austin****RHP****Born:** August 12, 1988, Forest Stewart, GA**Resides:** Forest Stewart, GA**Bats:** Right**Throws:** Right**Height:** 6-4**Weight:** 188**How Obtained:** Giants' #33 selection in 2009 First-Year Player Draft. Signed by Kevin Christman.**First Pro Year:** 2009

Year	Club	W-L	ERA	G	GS	CG	SHO	SV	IP	H	R	ER	HR	HB	BB	SO	WP	BK
2009	ARL-Giants-R	0-0	9.00	1	0	0	0	0	1.0	2	1	1	0	0	1	2	0	0
2010	Salem-Keizer-A	1-0	2.95	18	0	0	0	2	36.2	30	15	12	2	2	8	46	4	0
<b>Minor League Totals</b>		<b>1-0</b>	<b>3.11</b>	<b>19</b>	<b>0</b>	<b>0</b>	<b>0</b>	<b>2</b>	<b>37.2</b>	<b>32</b>	<b>16</b>	<b>13</b>	<b>2</b>	<b>2</b>	<b>9</b>	<b>48</b>	<b>4</b>	<b>0</b>

**DUNNINGTON, Jacob Allen****RHP****Born:** February 2, 1991, Redmond, WA**Resides:** Redmond, WA**Bats:** Right**Throws:** Right**Height:** 6-0**Weight:** 185**How Obtained:** Signed by Giants as non-drafted free agent, Aug. 26, 2009.**First Pro Year:** 2010

Year	Club	W-L	ERA	G	GS	CG	SHO	SV	IP	H	R	ER	HR	HB	BB	SO	WP	BK
2010	ARL-Giants-R	3-0	0.63	17	0	0	0	3	28.2	10	2	2	0	0	15	45	4	0

**DURAN, Rey****C****Born:** July 31, 1989, Santo Domingo, DR**Resides:** Santo Domingo, DR**Bats:** Right**Throws:** Right**Height:** 5-11**Weight:** 185**How Obtained:** Signed by Giants as non-drafted free agent, March 3, 2007.**First Pro Year:** 2007

Had 2nd-most HRs (11) in DSL in 2009...

Year	Club	AVG	G	AB	R	H	2B	3B	HR	RBI	SH	SF	HP	BB-I	SO	SB-CS	E	SLG	OBP
2007	DSL-Giants-R	.130	21	46	6	6	0	0	1	4	0	0	1	9-0	13	0-0	0	.196	.286
2008	DSL-Giants-R	.179	21	67	9	12	4	0	2	12	0	1	1	5-0	15	1-0	0	.328	.243
2009	DSL-Giants-R	.278	63	234	32	65	11	1	11	50	0	2	6	22-0	43	2-2	7	.474	.352
2010	-Injured, Did Not Play-																		
<b>Minor League Totals</b>		<b>.239</b>	<b>105</b>	<b>347</b>	<b>47</b>	<b>83</b>	<b>15</b>	<b>1</b>	<b>14</b>	<b>66</b>	<b>0</b>	<b>3</b>	<b>8</b>	<b>36-0</b>	<b>271</b>	<b>3-2</b>	<b>7</b>	<b>.409</b>	<b>.322</b>

## DUVALL, Adam

IF

**Born:** September 4, 1988, Louisville, KY  
**Bats:** Right **Throws:** Right  
**How Obtained:** Giants' #11 selection in 2004 First-Year Player Draft. Signed by Kevin Christman.  
**First Pro Year:** 2010

**Resides:** Louisville, KY  
**Height:** 6-1 **Weight:** 205

Year	Club	AVG	G	AB	R	H	2B	3B	HR	RBI	SH	SF	HP	BB-I	SO	SB-CS	E	SLG	OBP
2010	Salem-Keizer-A	.245	54	192	30	47	10	1	4	18	3	1	7	14-0	45	2-3	8	.370	.318

## ESCOBAR, Edwin

LHP

**Born:** April 22, 1992, La Buaera, VZ  
**Bats:** Left **Throws:** Left  
**How Obtained:** Acquired from Rangers in exchange for LHP Ben Snyder, April 1, 2010.  
**First Pro Year:** 2009

**Resides:** Barquisimeto, VZ  
**Height:** 6-2 **Weight:** 200

Was NWL pitcher of week Aug. 9-15, 2010...

Year	Club	W-L	ERA	G	GS	CG	SHO	SV	IP	H	R	ER	HR	HB	BB	SO	WP	BK
2009	ARL-Rangers-R	2-5	5.00	13	12	0	0	0	45.0	53	34	25	1	4	16	48	8	5
2010	Salem-Keizer-A	2-4	4.86	14	14	0	0	0	63.0	64	40	34	6	3	40	69	7	4
Minor League Totals		4-9	4.92	27	26	0	0	0	108.0	117	74	59	7	7	56	117	15	9

## ESHEMAN, John Albert

IF

**Born:** April 8, 1989, Fontana, CA  
**Bats:** Switch **Throws:** Right  
**How Obtained:** Giants' #11 selection in 2009 First-Year Player Draft. Signed by Brad Cameron.  
**First Pro Year:** 2009

**Resides:** Fontana, CA  
**Height:** 6-0 **Weight:** 185

Attended Mt. San Jacinto JC...

Year	Club	AVG	G	AB	R	H	2B	3B	HR	RBI	SH	SF	HP	BB-I	SO	SB-CS	E	SLG	OBP
2009	Salem-Keizer-A	.304	8	23	3	7	2	0	0	2	0	0	0	7-0	5	1-0	0	.391	.467
2010	Augusta-A	.138	9	29	1	4	1	0	0	3	0	0	0	3-0	11	0-0	5	.172	.219
	ARL-Giants-R	.220	18	59	7	13	3	1	0	7	1	2	1	6-0	18	2-1	5	.305	.294
	Salem-Keizer-A	.250	22	72	4	18	3	0	0	3	2	0	0	8-0	22	2-2	6	.292	.325
Minor League Totals		.230	57	183	15	42	9	1	0	15	3	2	1	24-0	56	5-3	16	.290	.319

## FAIRLEY, Wendell

OF

**Born:** March 17, 1988, Lucedal, MS  
**Bats:** Left **Throws:** Right  
**How Obtained:** Giants' #3 selection (29th overall) in 2007 First-Year Player Draft. Signed by Andrew Jefferson.  
**First Pro Year:** 2007

**Resides:** Lucedal, MS  
**Height:** 6-0 **Weight:** 212

Ranked as 40th-best pro prospect by *Baseball America* after senior season at George County (Lucedale, MS) High School in 2007...was selected as Giants' 12th-best prospect by *Baseball America* prior to 2009 season...

Year	Club	AVG	G	AB	R	H	2B	3B	HR	RBI	SH	SF	HP	BB-I	SO	SB-CS	E	SLG	OBP
2008	ARL-Giants-R	.259	52	193	39	50	5	2	2	17	1	2	16	26-0	37	7-3	5	.337	.388
2009	Augusta-A	.243	106	345	47	84	20	1	3	42	3	1	5	36-0	103	2-4	7	.333	.323
2010	San Jose-A	.292	115	391	42	114	15	1	1	46	3	2	15	29-1	86	10-6	7	.343	.362
Minor League Totals		.267	273	929	128	248	40	4	6	105	7	5	36	91-1	226	19-13	19	.338	.353

## FELIZ, Keurin

LHP

**Born:** August 17, 1990, Barahona, DR  
**Bats:** Right **Throws:** Left  
**How Obtained:** Signed by Giants as non-drafted free agent, March 12, 2009.  
**First Pro Year:** 2009

**Resides:** Barahona, DR  
**Height:** 6-0 **Weight:** 180

Year	Club	W-L	ERA	G	GS	CG	SHO	SV	IP	H	R	ER	HR	HB	BB	SO	WP	BK
2009	DSL-Giants-R	6-4	4.32	15	13	0	0	0	66.2	66	43	32	4	6	20	40	11	0
2010	DSL-Giants-R	7-2	1.75	11	10	0	0	0	61.2	52	15	12	2	5	17	40	4	0
Minor League Totals		13-6	3.09	26	23	0	0	0	128.1	118	58	44	6	11	37	80	15	0

## FELIZ, Victor

OF

**Born:** November 23, 1990, Santo Domingo Oeste, DR  
**Bats:** Right **Throws:** Right  
**How Obtained:** Signed by Giants as non-drafted free agent, March 24, 2010.  
**First Pro Year:** 2010

**Resides:** Santo Domingo Oeste, DR  
**Height:** 6-0 **Weight:** 185

Year	Club	AVG	G	AB	R	H	2B	3B	HR	RBI	SH	SF	HP	BB-I	SO	SB-CS	E	SLG	OBP
2010	DSL-Giants-R	.301	56	176	36	53	9	3	0	20	0	4	8	25-0	45	9-4	5	.386	.404

**FERNANDEZ, Arjenis****RHP****Born:** July 29, 1993, San Francisco de Macoris, DR**Resides:** San Francisco de Macoris, DR**Bats:** Right**Throws:** Right**Height:** 6-3**Weight:** 175**How Obtained:** Signed by Giants as non-drafted free agent, Jan. 6, 2011.**First Pro Year:** Signed for 2011.**FERNANDEZ, Ebert Jose****LHP****Born:** October 28, 1990, Maracaibo Zulia, VZ**Resides:** Maracaibo Zulia, VZ**Bats:** Left**Throws:** Left**Height:** 6-3**Weight:** 190**How Obtained:** Signed by Giants as non-drafted free agent, Sept. 27, 2007.**First Pro Year:** 2008

Year	Club	W-L	ERA	G	GS	CG	SHO	SV	IP	H	R	ER	HR	HB	BB	SO	WP	BK
2008	DSL-Giants-R	2-0	3.53	12	5	0	0	0	35.2	21	15	14	2	1	27	34	6	1
2009	DSL-Giants-R	1-1	4.55	7	6	0	0	0	27.2	30	17	14	0	1	9	13	5	0
2010	DSL-Giants-R	5-1	3.38	13	0	0	0	2	26.2	28	14	10	0	1	15	15	6	1
<b>Minor League Totals</b>		<b>8-2</b>	<b>3.80</b>	<b>32</b>	<b>11</b>	<b>0</b>	<b>0</b>	<b>2</b>	<b>90.0</b>	<b>79</b>	<b>46</b>	<b>38</b>	<b>2</b>	<b>3</b>	<b>51</b>	<b>62</b>	<b>17</b>	<b>2</b>

**FERRER, Miguel****RHP****Born:** August 7, 1990, Santo Domingo, DR**Resides:** Santo Domingo, DR**Bats:** Right**Throws:** Right**Height:** 6-3**Weight:** 175**How Obtained:** Signed by Giants as non-drafted free agent, Aug. 28, 2007.**First Pro Year:** 2008

Year	Club	W-L	ERA	G	GS	CG	SHO	SV	IP	H	R	ER	HR	HB	BB	SO	WP	BK
2008	DSL-Giants-R	8-2	2.44	13	11	0	0	0	62.2	52	20	17	1	5	16	42	5	0
2009	DSL-Giants-R	3-0	1.21	11	6	0	0	1	44.2	30	10	6	0	4	5	36	2	0
2010	DSL-Giants-R	1-3	2.37	20	2	0	0	10	38.0	32	13	10	2	3	17	29	2	0
<b>Minor League Totals</b>		<b>12-5</b>	<b>2.04</b>	<b>44</b>	<b>19</b>	<b>0</b>	<b>0</b>	<b>11</b>	<b>145.1</b>	<b>114</b>	<b>43</b>	<b>33</b>	<b>3</b>	<b>12</b>	<b>38</b>	<b>107</b>	<b>9</b>	<b>0</b>

**FITZGERALD, Justin****RHP****Born:** March 3, 1986, Santa Rosa, CA**Resides:** Santa Rosa, CA**Bats:** Right**Throws:** Right**Height:** 6-5**Weight:** 225**How Obtained:** Giants' #11 selection in 2008 First-Year Player Draft. Signed by Keith Snider.**First Pro Year:** 2008

Graduated from Cardinal Newman (Santa Rosa, CA) High School...attended UC Davis...grandfather, John Fitzgerald, played in Pirates and Cardinals organizations...had 4th-lowest ERA (3.45) in CAL in 2010...was SJ Giants pitcher of month in April 2010...was named to 2010 in-season CAL All-Star team...

Year	Club	W-L	ERA	G	GS	CG	SHO	SV	IP	H	R	ER	HR	HB	BB	SO	WP	BK
2008	ARL-Giants-R	0-0	0.00	3	0	0	0	0	4.0	2	0	0	0	0	2	6	0	0
	Salem-Keizer-A	1-0	4.76	14	0	0	0	5	17.0	20	9	9	1	2	6	13	4	0
2009	Augusta-A	2-2	3.70	39	0	0	0	0	56.0	59	32	23	4	2	27	63	9	0
2010	San Jose-A	10-6	3.45	26	25	0	0	0	146.0	140	65	56	11	4	46	116	14	0
<b>Minor League Totals</b>		<b>13-8</b>	<b>3.55</b>	<b>82</b>	<b>25</b>	<b>0</b>	<b>0</b>	<b>5</b>	<b>223.0</b>	<b>221</b>	<b>106</b>	<b>88</b>	<b>16</b>	<b>8</b>	<b>81</b>	<b>198</b>	<b>27</b>	<b>0</b>

**FLEET, Austin****RHP****Born:** April 17, 1987, Tulsa, OK**Resides:** Morgan City, LA**Bats:** Right**Throws:** Right**Height:** 6-2**Weight:** 200**How Obtained:** Giants' #16 selection in 2010 First-Year Player Draft. Signed by Jeremy Cleveland.**First Pro Year:** 2010

Posted 2nd-most wins (6) and 2nd-highest SO/9.0ip (11.65) with 4th-best ERA (2.65) as well as 4th-most strikeouts (65) in ARL in 2010...

Year	Club	W-L	ERA	G	GS	CG	SHO	SV	IP	H	R	ER	HR	HB	BB	SO	WP	BK
2010	ARL-Giants-R	6-3	2.65	12	11	0	0	0	51.0	42	18	15	2	1	8	65	3	0

**FLICK, Brennan Michael****RHP****Born:** September 12, 1989, Morgan City, LA**Resides:** Myrtle Beach, SC**Bats:** Right**Throws:** Right**Height:** 6-1**Weight:** 180**How Obtained:** Signed by Giants as non-drafted free agent, June 16, 2009.**First Pro Year:** 2009

Year	Club	W-L	ERA	G	GS	CG	SHO	SV	IP	H	R	ER	HR	HB	BB	SO	WP	BK
2009	ARL-Giants-R	3-2	2.50	15	0	0	0	0	18.0	12	5	5	1	5	10	16	2	0
2010	Salem-Keizer-A	1-0	5.11	14	0	0	0	1	24.2	32	18	14	4	1	11	26	2	0
	ARL-Giants-R	0-0	2.35	7	0	0	0	0	7.2	7	4	2	0	0	3	10	2	0
<b>Minor League Totals</b>		<b>4-2</b>	<b>3.75</b>	<b>36</b>	<b>0</b>	<b>0</b>	<b>0</b>	<b>1</b>	<b>50.1</b>	<b>51</b>	<b>27</b>	<b>21</b>	<b>5</b>	<b>6</b>	<b>24</b>	<b>52</b>	<b>6</b>	<b>0</b>

## FLORES, Jose

IF

**Born:** August 17, 1987, Aragua, VZ

**Resides:** Aragua, VZ

**Bats:** Switch

**Throws:** Right

**Height:** 5-11

**Weight:** 195

**How Obtained:** Signed by Giants as non-drafted free agent, Aug. 17, 2003.

**First Pro Year:** 2006

Had 3rd-highest avg. (.331) in CAL in 2010...Batted .300 for Salem-Keizer in 2008, 8th-highest clip among Northwest League leaders...

Year	Club	AVG	G	AB	R	H	2B	3B	HR	RBI	SH	SF	HP	BB-I	SO	SB-CS	E	SLG	OBP
2006	ARL-Giants-R	.289	34	128	19	37	1	0	1	21	1	2	2	7-0	14	4-1	2	.320	.331
2007	Salem-Keizer-A	.286	45	98	16	28	8	1	2	12	3	1	1	6-0	8	4-0	7	.449	.330
2008	Salem-Keizer-A	.300	73	263	40	79	13	1	1	32	4	0	1	40-0	60	3-3	6	.369	.395
2009	Augusta-A	.122	18	49	5	6	1	0	0	1	0	0	0	6-0	10	1-0	1	.143	.218
2010	San Jose-A	.331	96	359	58	119	15	6	6	54	2	0	4	25-1	41	9-6	12	.457	.381
<b>Minor League Totals</b>		<b>.300</b>	<b>266</b>	<b>897</b>	<b>138</b>	<b>269</b>	<b>38</b>	<b>8</b>	<b>10</b>	<b>120</b>	<b>10</b>	<b>3</b>	<b>8</b>	<b>84-1</b>	<b>133</b>	<b>21-10</b>	<b>28</b>	<b>.394</b>	<b>.364</b>

## FLORES, Kendry Mateo

RHP

**Born:** November 24, 1991, Azua, DR

**Resides:** Turmero, VZ

**Bats:** Right

**Throws:** Right

**Height:** 6-2

**Weight:** 175

**How Obtained:** Signed by Giants as non-drafted free agent, June 4, 2009.

**First Pro Year:** 2009

Year	Club	W-L	ERA	G	GS	CG	SHO	SV	IP	H	R	ER	HR	HB	BB	SO	WP	BK
2009	DSL Giants-R	7-2	2.18	13	13	0	0	0	66.0	45	19	16	1	1	24	57	9	1
2010	ARL-Giants-R	5-4	3.60	13	11	0	0	0	55.0	49	27	22	2	5	13	56	0	2
<b>Minor League Totals</b>		<b>12-6</b>	<b>2.83</b>	<b>26</b>	<b>24</b>	<b>0</b>	<b>0</b>	<b>0</b>	<b>121.0</b>	<b>94</b>	<b>46</b>	<b>38</b>	<b>3</b>	<b>6</b>	<b>37</b>	<b>113</b>	<b>9</b>	<b>3</b>

## FREITES, Renzo Jose

RHP

**Born:** January 3, 1993, El Sombrero Guarico, VZ

**Resides:** El Sombrero Guarico, VZ

**Bats:** Right

**Throws:** Right

**Height:** 6-1

**Weight:** 175

**How Obtained:** Signed by Giants as non-drafted free agent, Sept. 13, 2009.

**First Pro Year:** 2010

Year	Club	W-L	ERA	G	GS	CG	SHO	SV	IP	H	R	ER	HR	HB	BB	SO	WP	BK
2010	DSL Giants-R	3-0	1.82	10	1	0	0	1	24.2	21	7	5	1	4	7	15	4	0

## FUENTES, Leonardo

OF

**Born:** November 29, 1992, Cartagena, Colombia

**Resides:** Cartagena, Colombia

**Bats:** Right

**Throws:** Right

**Height:** 6-3

**Weight:** 185

**How Obtained:** Signed by Giants as non-drafted free agent, July 19, 2009.

**First Pro Year:** 2010

Was named to DSL in-season All-Star team in 2010...

Year	Club	AVG	G	AB	R	H	2B	3B	HR	RBI	SH	SF	HP	BB-I	SO	SB-CS	E	SLG	OBP
2010	DSL-Giants-R	.240	61	200	32	48	14	1	4	33	0	3	7	25-0	73	3-5	0	.380	.340

## GALINDO, Jesús Alberto

OF

**Born:** August 23, 1990, Miranda, VZ

**Resides:** Miranda, VZ

**Bats:** Switch

**Throws:** Right

**Height:** 5-11

**Weight:** 175

**How Obtained:** Signed by Giants as non-draft free agent, Feb. 6, 2009.

**First Pro Year:** 2009

Was 2nd in stolen bases (43) in DSL in 2010...

Year	Club	AVG	G	AB	R	H	2B	3B	HR	RBI	SH	SF	HP	BB-I	SO	SB-CS	E	SLG	OBP
2009	DSL-Giants-R	.244	58	168	49	41	5	2	0	16	9	0	8	37-0	49	22-4	6	.298	.404
2010	DSL-Giants-R	.246	63	167	46	41	6	0	0	23	1	2	4	35-0	30	43-7	2	.281	.385
<b>Minor League Totals</b>		<b>.245</b>	<b>121</b>	<b>335</b>	<b>95</b>	<b>82</b>	<b>11</b>	<b>2</b>	<b>0</b>	<b>39</b>	<b>10</b>	<b>2</b>	<b>12</b>	<b>72-0</b>	<b>79</b>	<b>65-11</b>	<b>8</b>	<b>.290</b>	<b>.394</b>

## GARCIA, Alexis Ramon

RHP

**Born:** January 17, 1992, Maturin Monagas, VZ

**Resides:** Maturin Monagas, VZ

**Bats:** Right

**Throws:** Right

**Height:** 6-4

**Weight:** 170

**How Obtained:** Signed by Giants as non-drafted free agent, Feb. 26, 2009.

**First Pro Year:** 2009

Year	Club	W-L	ERA	G	GS	CG	SHO	SV	IP	H	R	ER	HR	HB	BB	SO	WP	BK
2009	DSL Giants-R	1-0	9.24	10	0	0	0	0	12.2	24	22	13	2	1	15	5	8	0
2010	DSL Giants-R	0-1	10.50	6	0	0	0	0	6.0	4	9	7	0	2	11	0	4	0
<b>Minor League Totals</b>		<b>1-1</b>	<b>9.64</b>	<b>16</b>	<b>0</b>	<b>0</b>	<b>0</b>	<b>0</b>	<b>18.2</b>	<b>28</b>	<b>31</b>	<b>20</b>	<b>2</b>	<b>3</b>	<b>26</b>	<b>5</b>	<b>12</b>	<b>0</b>

**GARCIA, Berton****RHP****Born:** July 8, 1991, Azua, DR**Resides:** Azua, DR**Bats:** Right**Throws:** Right**Height:** 6-1**Weight:** 180**How Obtained:** Signed by Giants as non-drafted free agent, Aug. 28, 2007.**First Pro Year:** 2008

Year	Club	W-L	ERA	G	GS	CG	SHO	SV	IP	H	R	ER	HR	HB	BB	SO	WP	BK
2008	DSL-Giants-R	3-0	2.29	15	1	0	0	0	39.1	22	11	10	1	1	24	34	4	0
2009	DSL-Giants-R	5-1	1.36	14	1	0	0	1	46.1	28	17	7	3	2	24	40	7	0
2010	DSL-Giants-R	0-0	3.08	9	2	0	0	2	26.1	22	15	9	2	5	14	22	2	0
<b>Minor League Totals</b>		<b>8-1</b>	<b>2.09</b>	<b>38</b>	<b>4</b>	<b>0</b>	<b>0</b>	<b>3</b>	<b>112.0</b>	<b>72</b>	<b>43</b>	<b>26</b>	<b>6</b>	<b>8</b>	<b>62</b>	<b>96</b>	<b>13</b>	<b>0</b>

**GLOOR, Christopher Michael****LHP****Born:** March 1, 1986, New Britain, CT**Resides:** New Britain, CT**Bats:** Left**Throws:** Left**Height:** 6-6**Weight:** 255**How Obtained:** Giants' #17 selection in 2009 First-Year Player Draft. Signed by Glenn Tufts.**First Pro Year:** 2009

Attended Quinnipiac University...recorded 2nd-most wins (7) in Northwest League in 2009...

Year	Club	W-L	ERA	G	GS	CG	SHO	SV	IP	H	R	ER	HR	HB	BB	SO	WP	BK
2009	Salem-Keizer-A	7-1	2.61	17	7	0	0	0	48.1	38	14	14	2	0	19	48	3	0
2010	Augusta-A	4-2	2.65	44	0	0	0	2	68.0	58	23	20	2	1	27	73	10	0
<b>Minor League Totals</b>		<b>11-3</b>	<b>2.63</b>	<b>61</b>	<b>7</b>	<b>0</b>	<b>0</b>	<b>2</b>	<b>116.1</b>	<b>96</b>	<b>37</b>	<b>34</b>	<b>4</b>	<b>1</b>	<b>46</b>	<b>121</b>	<b>13</b>	<b>0</b>

**GONZALEZ, Nelder****IF****Born:** August 15, 1993, Maracaibo, VZ**Resides:** Maracaibo, VZ**Bats:** Right**Throws:** Right**Height:** 5-10**Weight:** 175**How Obtained:** Signed by Giants as non-drafted free agent, July 20, 2010.**First Pro Year:** Signed for 2011**GRAHAM, Matthew John****RHP****Born:** May 1, 1990, Las Cruces, NM**Resides:** Las Cruces, NM**Bats:** Right**Throws:** Right**Height:** 6-4**Weight:** 225**How Obtained:** Giants' #6 selection in 2009 First-Year Player Draft. Signed by Todd Thomas.**First Pro Year:** 2010

Year	Club	W-L	ERA	G	GS	CG	SHO	SV	IP	H	R	ER	HR	HB	BB	SO	WP	BK
2010	Salem-Keizer-A	0-3	6.85	9	3	0	0	0	22.1	30	18	17	3	2	10	19	3	0
	ARL-Giants-R	1-0	5.63	6	0	0	0	0	8.0	8	5	5	0	0	5	8	2	0
<b>Minor League Totals</b>		<b>1-3</b>	<b>6.53</b>	<b>15</b>	<b>3</b>	<b>0</b>	<b>0</b>	<b>0</b>	<b>30.1</b>	<b>38</b>	<b>23</b>	<b>22</b>	<b>3</b>	<b>2</b>	<b>15</b>	<b>27</b>	<b>5</b>	<b>0</b>

**GRAHAM, Tyler****OF****Born:** January 25, 1984, Great Falls, MT**Resides:** Great Falls, MT**Bats:** Right**Throws:** Right**Height:** 6-0**Weight:** 180**How Obtained:** Giants' #19 selection in 2006 First-Year Player Draft. Signed by Matt Woodward.**First Pro Year:** 2006

Graduated from C.M. Russell (Great Falls, MT) High School...attended Oregon State University...was originally 14th round selection by Chicago Cubs in 2005 Draft, but did not sign...was member of 2006 NCAA Champion Beavers...stole 47 bases for San Jose in 2008, tied for 14th-most in all of minor leagues and 2nd-most in California League...tied with Darren Ford for most stolen bases (35) among all Giants' farmhands in 2009...had 4th-most stolen bases (35) in PCL in 2010...

Year	Club	AVG	G	AB	R	H	2B	3B	HR	RBI	SH	SF	HP	BB-I	SO	SB-CS	E	SLG	OBP
2006	Salem-Keizer-A	.240	50	125	23	30	3	0	0	9	7	2	6	11-0	38	14-4	1	.264	.326
2007	Augusta-A	.290	66	231	45	67	8	4	2	30	2	2	3	20-0	51	29-8	2	.385	.352
2008	San Jose-A	.264	84	303	51	80	10	2	2	29	9	2	7	21-0	54	47-14	3	.330	.324
2009	Connecticut-AA	.217	11	23	3	5	0	0	0	1	0	0	0	1-0	3	3-2	0	.217	.250
	Fresno-AAA	.204	17	54	9	11	1	0	1	4	1	0	1	2-0	12	4-0	0	.278	.246
	San Jose-A	.272	73	287	53	78	6	1	9	40	3	2	4	24-0	62	28-8	0	.394	.334
2010	Richmond-AA	.125	2	8	0	1	0	0	0	0	0	0	0	0-0	4	1-0	0	.125	.125
	Fresno-AAA	.343	109	341	60	117	23	2	2	34	5	3	6	24-1	54	35-11	2	.440	.393
<b>Minor League Totals</b>		<b>.284</b>	<b>412</b>	<b>1372</b>	<b>244</b>	<b>389</b>	<b>51</b>	<b>9</b>	<b>16</b>	<b>147</b>	<b>27</b>	<b>11</b>	<b>27</b>	<b>103-1</b>	<b>278</b>	<b>161-47</b>	<b>8</b>	<b>.369</b>	<b>.343</b>

## GREGORIO, Joan

RHP

**Born:** January 12, 1992, Santo Domingo, DR

**Resides:** Santo Domingo, DR

**Bats:** Right

**Throws:** Right

**Height:** 6-7

**Weight:** 180

**How Obtained:** Signed by Giants as non-drafted free agent, March 2, 2010.

**First Pro Year:** 2010

Year	Club	W-L	ERA	G	GS	CG	SHO	SV	IP	H	R	ER	HR	HB	BB	SO	WP	BK
2010	DSL-Giants-R	6-3	2.80	14	14	0	0	0	74.0	65	26	23	1	5	17	41	4	0

## HANEY, Robert (Bobby)

IF

**Born:** August 16, 1988, Huntington, NY

**Resides:** Smithtown, NY

**Bats:** Left

**Throws:** Right

**Height:** 6-1

**Weight:** 265

**How Obtained:** Giants' #22 selection in 2010 First-Year Player Draft. Signed by Jeremy Cleveland.

**First Pro Year:** 2010

Year	Club	AVG	G	AB	R	H	2B	3B	HR	RBI	SH	SF	HP	BB-I	SO	SB-CS	E	SLG	OBP
2010	ARL-Giants-R	.239	20	71	7	17	2	1	0	10	2	2	1	4-0	11	1-1	6	.296	.282

## HARRIS, Devin

OF

**Born:** April 23, 1988, Gastonia, NC

**Resides:** Gastonia, NC

**Bats:** Right

**Throws:** Right

**Height:** 6-4

**Weight:** 225

**How Obtained:** Giants' #48 selection in 2010 First-Year Player Draft. Signed by Jeremy Cleveland.

**First Pro Year:** 2010

Year	Club	AVG	G	AB	R	H	2B	3B	HR	RBI	SH	SF	HP	BB-I	SO	SB-CS	E	SLG	OBP
2010	ARL-Giants-R	.275	14	51	7	14	3	0	1	6	0	0	1	5-0	14	3-0	3	.392	.351
	Salem-Keizer-A	.273	27	99	8	27	9	1	1	12	0	1	0	4-0	36	0-3	0	.414	.298
Minor League Totals		.273	41	150	15	41	12	1	2	18	0	1	1	9-0	50	3-3	3	.407	.317

## HARROLD, Stephen

RHP

**Born:** March 12, 1989, Boynton Beach, FL

**Resides:** Raleigh, NC

**Bats:** Right

**Throws:** Right

**Height:** 6-1

**Weight:** 200

**How Obtained:** Giants' #12 selection in 2010 First-Year Player Draft. Signed by Jeremy Cleveland.

**First Pro Year:** 2010

Year	Club	W-L	ERA	G	GS	CG	SHO	SV	IP	H	R	ER	HR	HB	BB	SO	WP	BK
2010	ARL-Giants-R	1-0	0.00	4	0	0	0	0	7.1	5	0	0	0	0	2	6	1	0
	Salem-Keizer-A	1-1	2.78	18	0	0	0	7	22.2	17	8	7	2	0	5	28	0	0
Minor League Totals		2-1	2.10	22	0	0	0	7	30.0	22	8	7	2	0	7	34	1	0

## HEMBREE, Richard

RHP

**Born:** January 13, 1989, Spartanburg, SC

**Resides:** Cowpens, SC

**Bats:** Right

**Throws:** Right

**Height:** 6-4

**Weight:** 210

**How Obtained:** Giants' #5 selection in 2010 First-Year Player Draft. Signed by Jeremy Cleveland.

**First Pro Year:** 2010

Year	Club	W-L	ERA	G	GS	CG	SHO	SV	IP	H	R	ER	HR	HB	BB	SO	WP	BK
2010	ARL-Giants-R	0-0	0.82	12	0	0	0	3	11.0	9	1	1	0	0	0	22	0	0

## HERNANDEZ, Ariel

IF

**Born:** March 2, 1992, Santo Domingo, DR

**Resides:** Santo Domingo, DR

**Bats:** Right

**Throws:** Right

**Height:** 6-3

**Weight:** 180

**How Obtained:** Signed by Giants as non-drafted free agent, Sept. 4, 2008.

**First Pro Year:** 2009

Year	Club	W-L	ERA	G	GS	CG	SHO	SV	IP	H	R	ER	HR	HB	BB	SO	WP	BK
2009	DSL-Giants-R	6-1	3.64	13	8	0	0	0	54.1	45	26	22	3	4	18	47	6	0
2010	DSL-Giants-R	2-0	2.01	9	7	0	0	0	31.1	7	11	7	0	5	33	30	3	0
Minor League Totals		8-1	3.05	22	15	0	0	0	85.2	52	37	29	3	9	51	77	9	0

## HERNANDEZ, Emmanuel Antonio

IF

**Born:** November 2, 1993, Santo Domingo, DR

**Resides:** Santo Domingo, DR

**Bats:** Right

**Throws:** Right

**Height:** 6-1

**Weight:** 185

**How Obtained:** Signed by Giants as non-drafted free agent, Dec. 12, 2010.

**First Pro Year:** Signed for 2011

**HESTON, Christopher (Chris)****RHP****Born:** April 10, 1988, Palm Bay, FL**Resides:** Palm Bay, FL**Bats:** Right**Throws:** Right**Height:** 6-4**Weight:** 180**How Obtained:** Giants' #12 selection in 2009 First-Year Player Draft. Signed by Pat Portugal.**First Pro Year:** 2009

Attended East Carolina University...

Year	Club	W-L	ERA	G	GS	CG	SHO	SV	IP	H	R	ER	HR	HB	BB	SO	WP	BK
2009	ARL-Giants-R	1-5	4.11	11	6	0	0	0	35.0	30	19	16	0	4	10	34	2	2
2010	Augusta-A	5-13	3.75	26	26	1	0	0	148.2	161	83	62	6	9	33	124	12	1
<b>Minor League Totals</b>		<b>6-18</b>	<b>3.82</b>	<b>37</b>	<b>32</b>	<b>1</b>	<b>0</b>	<b>0</b>	<b>183.2</b>	<b>191</b>	<b>102</b>	<b>78</b>	<b>6</b>	<b>13</b>	<b>43</b>	<b>158</b>	<b>14</b>	<b>3</b>

**HOBSON, Wes****IF****Born:** November 12, 1987, Spencer, NC**Resides:** Pfafftown, NC**Bats:** Left**Throws:** Right**Height:** 6-0**Weight:** 185**How Obtained:** Giants' #40 selection in 2010 First-Year Player Draft. Signed by Jeremy Cleveland.**First Pro Year:** 2010

Year	Club	AVG	G	AB	R	H	2B	3B	HR	RBI	SH	SF	HP	BB-I	SO	SB-CS	E	SLG	OBP
2010	ARL-Giants-R	.288	34	139	22	40	6	4	1	17	1	1	0	12-0	24	4-2	3	.410	.342

**HONEYCUTT, Ryan****OF****Born:** September 6, 1988, San Jose, CA**Resides:** Las Cruces, NM**Bats:** Left**Throws:** Right**Height:** 6-0**Weight:** 195**How Obtained:** Giants' #41 selection in 2010 First-Year Player Draft. Signed by Chuck Hensley.**First Pro Year:** 2010

Year	Club	AVG	G	AB	R	H	2B	3B	HR	RBI	SH	SF	HP	BB-I	SO	SB-CS	E	SLG	OBP
2010	ARL-Giants-R	.213	18	47	6	10	3	0	1	8	0	2	0	6-0	12	1-1	3	.340	.291

**HOUGESSEN, Caleb****IF****Born:** November 17, 1991, Indianapolis, IN**Resides:** Indianapolis, IN**Bats:** Right**Throws:** Right**Height:** 6-0**Weight:** 205**How Obtained:** Giants' #46 selection in 2010 First-Year Player Draft. Signed by Kevin Christman.**First Pro Year:** Signed for 2011**IRVING, Brian Francis****RHP****Born:** April 24, 1986, Rochester, MN**Resides:** Rochester, MN**Bats:** Right**Throws:** Right**Height:** 6-2**Weight:** 200**How Obtained:** Giants' #17 selection in 2008 First-Year Player Draft. Signed by Glenn Tufts.**First Pro Year:** 2008

Graduated from Hopkins (New Haven, CT) High School...graduated from Yale (CT) University...

Year	Club	W-L	ERA	G	GS	CG	SHO	SV	IP	H	R	ER	HR	HB	BB	SO	WP	BK
2008	Salem-Keizer-A	2-1	7.14	19	1	0	0	1	29.0	40	27	23	1	3	18	36	5	0
2009	Salem-Keizer-A	0-0	16.20	2	0	0	0	0	1.2	5	3	3	0	0	0	2	0	0
	ARL-Giants-R	4-1	1.19	19	0	0	0	1	22.2	14	6	3	0	0	4	37	6	0
2010	Augusta-A	7-6	4.42	32	14	0	0	1	106.0	119	63	52	6	5	37	80	8	0
<b>Minor League Totals</b>		<b>13-8</b>	<b>4.58</b>	<b>72</b>	<b>15</b>	<b>0</b>	<b>0</b>	<b>3</b>	<b>159.1</b>	<b>178</b>	<b>99</b>	<b>81</b>	<b>7</b>	<b>8</b>	<b>59</b>	<b>115</b>	<b>19</b>	<b>0</b>

**IZTURIS, Julio Cesar****IF****Born:** August 29, 1989, Cabudare Lara, VZ**Resides:** Cabudare Lara, VZ**Bats:** Switch**Throws:** Right**Height:** 5-9**Weight:** 160**How Obtained:** Signed by Giants as non-drafted free agent, Feb. 23, 2006.**First Pro Year:** 2006

Year	Club	AVG	G	AB	R	H	2B	3B	HR	RBI	SH	SF	HP	BB-I	SO	SB-CS	E	SLG	OBP
2006	DSL-Giants-R	.214	44	98	17	21	1	1	0	7	8	1	6	16-0	21	10-6	6	.245	.355
2007	DSL-Giants-R	.246	67	232	43	57	5	0	0	30	2	2	12	30-0	30	36-7	7	.267	.359
2008	DSL-Giants-R	.284	47	155	49	44	4	2	1	23	1	0	9	46-0	21	24-5	9	.355	.471
2009	ARL-Giants-A	.313	25	99	22	31	5	0	1	11	1	1	4	12-1	20	10-1	2	.394	.405
2010	Salem-Keizer-A	.281	51	185	32	52	4	1	0	16	4	0	1	10-0	29	7-4	14	.314	.321
<b>Minor League Totals</b>		<b>.267</b>	<b>234</b>	<b>769</b>	<b>163</b>	<b>205</b>	<b>19</b>	<b>4</b>	<b>2</b>	<b>87</b>	<b>16</b>	<b>4</b>	<b>32</b>	<b>114-1</b>	<b>121</b>	<b>87-23</b>	<b>38</b>	<b>.309</b>	<b>.382</b>

## JONES, Charles

OF

**Born:** July 28, 1992, Columbia, MO

**Resides:** Boonville, MO

**Bats:** Right

**Throws:** Right

**Height:** 6-1

**Weight:** 210

**How Obtained:** Giants' #7 selection in 2010 First-Year Player Draft. Signed by Chuck Hensley.

**First Pro Year:** 2010.

Year	Club	AVG	G	AB	R	H	2B	3B	HR	RBI	SH	SF	HP	BB-I	SO	SB-CS	E	SLG	OBP
2010	ARL-Giants-R	.279	46	165	25	46	7	4	5	17	1	2	2	20-0	61	6-2	6	.461	.360

## JURICA, Carter

IF

**Born:** September 23, 1988, Houston, TX

**Resides:** Katy, TX

**Bats:** Right

**Throws:** Right

**Height:** 5-11

**Weight:** 185

**How Obtained:** Giants' #3 selection in 2009 First-Year Player Draft. Signed by Hugh Walker.

**First Pro Year:** 2010

Year	Club	AVG	G	AB	R	H	2B	3B	HR	RBI	SH	SF	HP	BB-I	SO	SB-CS	E	SLG	OBP
2010	Salem-Keizer-A	.216	62	236	23	51	7	3	4	31	3	1	4	18-0	47	10-3	14	.322	.282

## KAUFMAN, Shane Paul

RHP

**Born:** December 11, 1985, San Diego, CA

**Resides:** San Diego, CA

**Bats:** Right

**Throws:** Right

**Height:** 6-0

**Weight:** 185

**How Obtained:** Giants' #28 selection in 2008 First-Year Player Draft. Signed by Brad Cameron.

**First Pro Year:** 2008

Graduated from Santana (Santee, CA) HS...attended San Diego St. University...his father, Paul Kaufman played professional baseball in Minnesota Twins organization...

Year	Club	W-L	ERA	G	GS	CG	SHO	SV	IP	H	R	ER	HR	HB	BB	SO	WP	BK
2008	Salem-Keizer-A	1-3	7.71	16	0	0	0	0	21.0	25	19	18	3	1	12	16	1	0
2009	Augusta-A	2-1	4.89	26	0	0	0	1	35.0	33	26	19	4	2	16	35	3	0
	Connecticut-AA	2-1	5.91	18	0	0	0	2	21.1	27	14	14	1	1	6	20	0	0
2010	Salem-Keizer-A	1-5	5.48	15	12	0	0	0	64.0	80	42	39	1	3	26	45	4	1
<b>Minor League Totals</b>		<b>6-10</b>	<b>5.73</b>	<b>75</b>	<b>0</b>	<b>0</b>	<b>0</b>	<b>3</b>	<b>141.1</b>	<b>165</b>	<b>101</b>	<b>90</b>	<b>9</b>	<b>7</b>	<b>60</b>	<b>116</b>	<b>8</b>	<b>1</b>

## KICKHAM, Michael

LHP

**Born:** December 12, 1988, St. Louis, MO

**Resides:** Springfield, MO

**Bats:** Left

**Throws:** Left

**Height:** 6-4

**Weight:** 220

**How Obtained:** Giants' #6 selection in 2010 First-Year Player Draft. Signed by Hugh Walker.

**First Pro Year:** 2010

Year	Club	W-L	ERA	G	GS	CG	SHO	SV	IP	H	R	ER	HR	HB	BB	SO	WP	BK
2010	ARL-Giants-R	0-0	11.57	3	0	0	0	0	2.1	4	3	3	0	0	2	3	0	0

## KIESCHNICK, Roger

OF

**Born:** January 21, 1987, Dallas, TX

**Resides:** Dallas, TX

**Bats:** Left

**Throws:** Right

**Height:** 6-3

**Weight:** 229

**How Obtained:** Giants' #3 selections in 2008 First-Year Player Draft. Signed by Todd Thomas.

**First Pro Year:** 2009

Graduated from Rockwall (Rockwall, TX) High School in 2000...attended Texas Tech University and posted .305 avg. (67-for-220) with 47 runs, 15 2Bs, 3 3Bs, 17 HRs and 65 RBI in 55 games for Red Raiders his junior year...rated top position player in Texas by *Baseball America* entering 2008 draft...played 2 summers (2006-07) with USA National Team, featuring best college freshman and sophomores in country...led Giants farm system in home runs and RBI while helping SJ Giants to California League Championship...had 110 RBI in 2009, 2nd-most in San Jose Giants history behind Mark Leonard (118 in 1998)...in 2009 recorded 68 extra base hits, 5th-most in CAL League and his 275 total bases also ranked as 7th-best among all minor league farmhands...was named to 2009 mid-season and postseason California League All-Star team and was tabbed as California League Rookie of Year...earned Player of Week honors for CAL League twice: June 15-22 and June 22-29 in 2009...posted season-high 13-game hitting streak June 13-28, 2009, batting .412 (21-for-51) during stretch...reached base safely in 28-consecutive games, July 19-Aug. 21, 2009...hit .242 (48-for-33) with HR and 2 RBI in 2009 California League playoffs...entered 2010 season as SF's 7th-best prospect by *Baseball America*...

Year	Club	AVG	G	AB	R	H	2B	3B	HR	RBI	SH	SF	HP	BB-I	SO	SB-CS	E	SLG	OBP
2009	San Jose-A	.296	131	517	86	153	37	8	23	110	0	5	5	36-2	130	9-1	2	.532	.345
2010	Richmond-AA	.251	60	223	21	56	8	3	4	23	0	4	1	18-1	55	2-3	0	.368	.305
<b>Minor League Totals</b>		<b>.282</b>	<b>191</b>	<b>740</b>	<b>107</b>	<b>209</b>	<b>45</b>	<b>11</b>	<b>27</b>	<b>133</b>	<b>0</b>	<b>9</b>	<b>6</b>	<b>54-3</b>	<b>185</b>	<b>11-4</b>	<b>2</b>	<b>.482</b>	<b>.333</b>

**KING, Aaron****LHP****Born:** April 27, 1989, Hickory, NC**Resides:** Hickory, NC**Bats:** Left**Throws:** Left**Height:** 6-4**Weight:** 205**How Obtained:** Giants' #7 selection in 2008 First-Year Player Draft. Signed by Pat Portugal.**First Pro Year:** 2008

Attended Surry CC (NC)...

Year	Club	W-L	ERA	G	GS	CG	SHO	SV	IP	H	R	ER	HR	HB	BB	SO	WP	BK
2008	ARL-Giants-R	4-1	2.84	11	6	0	0	0	31.2	24	10	10	1	1	15	41	1	0
	Salem-Keizer-A	0-1	5.40	2	0	0	0	0	1.2	1	1	1	0	0	4	4	0	0
2009	Augusta-A	7-6	3.70	22	22	0	0	0	104.2	90	54	43	9	10	52	88	12	1
2010	San Jose-A	1-2	7.57	7	7	0	0	0	27.1	29	25	23	5	3	16	30	1	0
	Salem-Keizer-A	0-0	3.05	16	0	0	0	0	20.2	7	7	7	0	2	29	31	4	0
<b>Minor League Totals</b>		<b>12-10</b>	<b>4.06</b>	<b>58</b>	<b>35</b>	<b>0</b>	<b>0</b>	<b>0</b>	<b>186.0</b>	<b>151</b>	<b>97</b>	<b>84</b>	<b>15</b>	<b>16</b>	<b>116</b>	<b>194</b>	<b>18</b>	<b>1</b>

**KLIMAS, Matthew Richard (Matt)****C****Born:** July 3, 1987, Tulsa, OK**Resides:** Broken Arrow, OK**Bats:** Right**Throws:** Right**Height:** 5-11**Weight:** 185**How Obtained:** Giants' #8 selection in 2006 First-Year Player Draft. Signed by Todd Thomas.**First Pro Year:** 2006

Graduated from Broken Arrow (Broken Arrow, OK) High School...attended Texarkana (TX) College...

Year	Club	AVG	G	AB	R	H	2B	3B	HR	RBI	SH	SF	HP	BB-I	SO	SB-CS	E	SLG	OBP
2006	ARL-Giants-R	.348	20	46	8	16	2	0	0	4	1	1	3	4-0	7	3-0	1	.391	.426
2007	ARL-Giants-R	.309	25	68	11	21	1	1	1	9	0	0	1	8-0	14	0-2	5	.397	.390
2008	Augusta-A	.237	29	97	3	23	5	0	0	12	0	0	1	8-0	28	3-1	5	.289	.302
2009	Augusta-A	.284	53	155	20	44	5	1	0	15	2	2	9	14-1	32	6-3	6	.329	.372
2010	Richmond-AA	.333	2	3	0	1	0	0	0	1	0	0	1	1-0	1	0-0	0	.333	.600
	San Jose-A	.238	27	80	7	19	1	0	1	13	0	1	4	6-0	11	0-0	2	.288	.319
<b>Minor League Totals</b>		<b>.276</b>	<b>156</b>	<b>449</b>	<b>49</b>	<b>124</b>	<b>14</b>	<b>2</b>	<b>2</b>	<b>54</b>	<b>3</b>	<b>4</b>	<b>19</b>	<b>41-1</b>	<b>93</b>	<b>12-6</b>	<b>19</b>	<b>.330</b>	<b>.359</b>

**KLINE, Devan****RHP****Born:** October 15, 1987, Battle Creek, MI**Resides:** Battle Creek, MI**Bats:** Right**Throws:** Right**Height:** 6-2**Weight:** 205**How Obtained:** Signed by Giants as non-drafted free agent, July 14, 2009.**First Pro Year:** 2009

Year	Club	W-L	ERA	G	GS	CG	SHO	SV	IP	H	R	ER	HR	HB	BB	SO	WP	BK
2009	ARL-Giants-R	0-0	6.14	9	0	0	0	0	7.1	7	5	5	0	1	7	11	1	2
2010	Augusta-A	1-0	2.59	18	2	0	0	3	31.1	26	10	9	3	1	18	35	2	0
	ARL-Giants-R	0-1	14.54	5	0	0	0	0	4.1	10	10	7	1	1	4	8	0	1
	Salem-Keizer-A	0-1	9.82	5	0	0	0	1	7.1	9	8	8	1	0	3	7	2	0
<b>Minor League Totals</b>		<b>1-2</b>	<b>5.19</b>	<b>37</b>	<b>2</b>	<b>0</b>	<b>0</b>	<b>4</b>	<b>50.1</b>	<b>52</b>	<b>33</b>	<b>29</b>	<b>5</b>	<b>3</b>	<b>32</b>	<b>61</b>	<b>5</b>	<b>3</b>

**KOWN, Andrew****RHP****Born:** October 7, 1982, Marietta, GA**Resides:** Marietta, GA**Bats:** Left**Throws:** Right**Height:** 6-7**Weight:** 210**How Obtained:** Signed by Giants as minor league free agent, Dec. 23, 2010.**First Pro Year:** 2004

Was drafted by Detroit in 5th round of 2004 First-Year Player Draft...

Year	Club	W-L	ERA	G	GS	CG	SHO	SV	IP	H	R	ER	HR	HB	BB	SO	WP	BK
2004	Oneota-A	1-2	2.85	9	9	0	0	0	41.0	40	19	13	4	2	13	37	2	0
2005	West Michigan-A	8-11	4.36	26	26	1	0	0	150.2	152	83	73	13	10	52	98	6	1
2006	West Michigan-A	2-0	0.00	6	0	0	0	0	16.0	10	0	0	0	0	0	16	1	0
	Lakeland-A	6-5	3.53	18	18	2	0	0	104.2	99	53	41	9	7	43	67	12	0
2007	Lakeland-A	0-0	6.23	1	1	0	0	0	4.1	7	6	3	0	0	0	2	0	0
	Erie-AA	6-8	4.12	27	19	1	0	1	120.0	127	62	55	9	9	36	86	7	2
2008	Potomac-A	0-2	3.00	3	1	0	0	0	9.0	9	8	3	0	0	5	3	0	0
	Columbus-AAA	3-0	3.71	3	3	0	0	0	17.0	22	7	7	0	0	2	13	0	1
	Erie-AA	5-9	5.38	17	16	1	0	0	93.2	111	62	56	16	1	34	42	1	1
	Harrisburg-AA	0-0	30.86	2	0	0	0	0	2.1	8	8	8	2	0	3	1	0	0
2009	Potomac-A	1-1	4.50	11	0	0	0	3	18.0	18	9	9	4	1	4	15	0	0
	Harrisburg-AA	3-0	2.28	13	0	0	0	1	27.2	21	8	7	0	1	6	15	1	1
	Syracuse-AAA	5-3	4.45	14	9	0	0	0	54.2	58	27	27	4	3	15	28	3	0
2010	Harrisburg-AA	6-4	3.83	15	15	0	0	0	84.2	83	40	36	13	3	19	47	1	0
	Syracuse-AAA	2-4	3.48	15	11	0	0	1	62.0	67	25	24	5	4	16	47	1	0
<b>Minor League Totals</b>		<b>48-49</b>	<b>4.04</b>	<b>180</b>	<b>128</b>	<b>5</b>	<b>0</b>	<b>6</b>	<b>805.2</b>	<b>832</b>	<b>417</b>	<b>362</b>	<b>79</b>	<b>41</b>	<b>248</b>	<b>511</b>	<b>35</b>	<b>6</b>

**KRILL, Brett****OF****Born:** January 24, 1989, Laguna Beach, CA**Resides:** Laguna Niguel, CA**Bats:** Right**Throws:** Right**Height:** 6-4**Weight:** 220**How Obtained:** Giants' #25 selection in 2010 First-Year Player Draft. Signed by Michael Kendall.**First Pro Year:** Signed for 2011**LAMB, Cameron Ray****RHP****Born:** May 20, 1989, Perth Western, Australia**Resides:** Mirrabooka, Australia**Bats:** Right**Throws:** Right**Height:** 6-3**Weight:** 211**How Obtained:** Signed by Giants as non-drafted free agent, Jan. 26, 2007.**First Pro Year:** 2007

Missed 2008 season with back muscle strain...posted 2nd-lowest ERA (2.04) in ARL in 2009...

Year	Club	W-L	ERA	G	GS	CG	SHO	SV	IP	H	R	ER	HR	HB	BB	SO	WP	BK
2007	ARL-Giants-R	1-1	9.00	11	2	0	0	0	14.0	14	14	14	3	0	4	10	2	0
2008									-Injured, Did Not Pitch-									
2009	ARL-Giants-R	4-1	2.04	13	13	0	0	0	57.1	40	15	13	1	1	28	55	2	0
2010	Salem-Keizer-A	0-1	9.58	6	2	0	0	0	10.1	17	11	11	2	0	6	8	1	0
<b>Minor League Totals</b>		<b>5-3</b>	<b>4.19</b>	<b>30</b>	<b>17</b>	<b>0</b>	<b>0</b>	<b>0</b>	<b>81.2</b>	<b>71</b>	<b>40</b>	<b>38</b>	<b>6</b>	<b>1</b>	<b>38</b>	<b>73</b>	<b>5</b>	<b>0</b>

**LATORRE, Tyler James****C****Born:** April 22, 1983, Santa Cruz, CA**Resides:** Santa Cruz, CA**Bats:** Left**Throws:** Right**Height:** 6-0**Weight:** 219**How Obtained:** Signed by Giants as non-drafted free agent, May 29, 2006.**First Pro Year:** 2006

Graduated from Aptos (Aptos, CA) High School...attended University of California, Davis...

Year	Club	AVG	G	AB	R	H	2B	3B	HR	RBI	SH	SF	HP	BB-I	SO	SB-CS	E	SLG	OBP
2006	Salem-Keizer-A	.111	6	18	4	2	2	0	0	0	1	0	0	1-0	5	0-0	0	.222	.158
	San Jose-A	.280	8	25	3	7	1	0	0	5	0	0	5-0	6	1-0	1	.320	.400	
ARL-Giants-R		.143	7	21	1	3	0	0	0	0	0	0	0-0	6	0-0	0	.143	.143	
2007	Salem-Keizer-A	.316	31	95	19	30	4	2	1	11	4	0	0	14-0	19	1-1	3	.432	.404
2008	San Jose-A	.253	45	99	9	25	3	0	2	8	3	0	0	19-0	29	1-2	5	.343	.373
2009	Connecticut-AA	.265	69	181	27	48	10	1	1	24	1	1	1	29-4	35	1-2	3	.348	.368
2010	Richmond-AA	.204	81	255	27	52	13	1	2	20	4	1	2	36-1	76	0-3	7	.286	.306
Minor League Totals		.241	247	694	90	167	33	4	6	68	13	2	3	104-5	176	4-8	19	.326	.341

**LILES, Steven Nicholas (Nick)****OF****Born:** July 23, 1987, Moore County, NC**Resides:** Moore County, NC**Bats:** Right**Throws:** Right**Height:** 6-1**Weight:** 185**How Obtained:** Signed by Giants as non-drafted free agent, June 16, 2009.**First Pro Year:** 2009

Led SAL with 162 hits, 2nd-highest avg. (.316) and 3rd-most runs scored (86) in 2010...was Augusta player of month for June, 2010...

Year	Club	AVG	G	AB	R	H	2B	3B	HR	RBI	SH	SF	HP	BB-I	SO	SB-CS	E	SLG	OBP
2009	ARL-Giants-R	.300	34	140	20	42	8	1	0	19	1	2	3	4-0	15	14-1	6	.371	.329
2010	Augusta-A	.316	127	512	86	162	28	4	0	62	4	8	4	36-0	61	29-11	1	.387	.361
<b>Minor League Totals</b>		<b>.313</b>	<b>161</b>	<b>652</b>	<b>106</b>	<b>204</b>	<b>36</b>	<b>5</b>	<b>0</b>	<b>81</b>	<b>5</b>	<b>10</b>	<b>7</b>	<b>40-0</b>	<b>76</b>	<b>43-12</b>	<b>7</b>	<b>.383</b>	<b>.354</b>

**LIVELY, Mitchell David****RHP****Born:** September 7, 1985, Susanville, CA**Resides:** Susanville, CA**Bats:** Right**Throws:** Right**Height:** 6-5**Weight:** 230**How Obtained:** Signed by Giants as minor league free agent, July 25, 2008.**First Pro Year:** 2007

Graduated from Lassen (Lassen, CA) High School...attended Cal State Sacramento...was Sacramento State's main closer in 2007, totaling 8 saves in 25 appearances...at that time, his 8 rescues were tied for 4th-most in Hornet single season record book...was originally signed by Colorado in 16th round of 2007 First-Year Player Draft...

Year	Club	W-L	ERA	G	GS	CG	SHO	SV	IP	H	R	ER	HR	HB	BB	SO	WP	BK
2007	Casper-R	1-0	1.35	6	0	0	0	0	6.2	4	2	1	0	0	2	3	2	2
2008	ARL-Giants-R	0-0	0.00	2	0	0	0	0	2.2	1	0	0	0	0	0	4	0	0
	Augusta-A	1-0	1.42	10	0	0	0	0	12.2	11	5	2	0	0	6	18	3	0
2009	San Jose-A	0-0	5.23	16	0	0	0	0	20.2	25	13	12	6	0	15	20	2	0
	Augusta-A	0-0	4.58	13	0	0	0	0	17.2	17	9	9	1	1	6	5	2	0
	Connecticut-AA	3-0	0.70	14	0	0	0	1	25.2	17	3	2	0	0	9	18	0	0
2010	Augusta-A	2-4	3.90	23	0	0	0	3	32.1	32	17	14	1	0	18	25	2	1
	Richmond-AA	4-2	4.89	24	0	0	0	1	35.0	37	20	19	2	2	7	26	3	2
<b>Minor League Totals</b>		<b>11-6</b>	<b>3.46</b>	<b>108</b>	<b>0</b>	<b>0</b>	<b>0</b>	<b>4</b>	<b>153.1</b>	<b>144</b>	<b>37</b>	<b>59</b>	<b>10</b>	<b>3</b>	<b>63</b>	<b>119</b>	<b>14</b>	<b>5</b>

**LOFGREN, Charles****LHP****Born:** January 29, 1986, Redwood City, CA**Resides:** Burlingame, CA**Bats:** Left**Throws:** Left**Height:** 6-4**Weight:** 230**How Obtained:** Signed by Giants as minor league free agent, Dec. 14, 2010.**First Pro Year:** 2004

Was drafted by Cleveland in 4th round of 2004 First-Year Player Draft...ranked as 54th-best minor league prospect by *Baseball America* prior to 2007 season...ranked as 71st-best minor league prospect by *Baseball America* prior to 2008 season...

Year	Club	W-L	ERA	G	GS	CG	SHO	SV	IP	H	R	ER	HR	HB	BB	SO	WP	BK
2004	Burlington-R	0-0	6.04	9	9	0	0	0	22.1	25	16	15	4	2	13	23	2	0
2005	Lake County-A	5-5	2.81	18	18	0	0	0	93.0	73	31	29	6	9	43	89	8	0
2006	Kinston-A	17-5	2.32	25	25	1	0	0	139.2	108	51	36	5	8	54	125	7	0
2007	Buffalo-AAA	0-1	10.80	1	1	0	0	0	5.0	7	6	6	1	0	3	7	0	0
	Akron-AA	12-7	4.37	26	26	0	0	0	146.1	153	79	71	14	8	68	123	6	1
2008	Akron-AA	2-6	5.99	28	15	0	0	0	85.2	93	59	57	9	7	52	72	7	1
2009	Akron-AA	3-1	1.48	8	8	0	0	0	42.2	24	9	7	1	1	15	31	3	0
	Columbus-AAA	6-10	5.31	17	17	0	0	0	98.1	94	63	58	15	6	33	62	5	0
2010	Nashville-AAA	7-8	5.19	28	23	0	0	0	131.2	143	85	76	24	6	75	91	11	0
<b>Minor League Totals</b>		<b>52-43</b>	<b>4.18</b>	<b>160</b>	<b>142</b>	<b>1</b>	<b>0</b>	<b>0</b>	<b>764.2</b>	<b>720</b>	<b>399</b>	<b>355</b>	<b>79</b>	<b>47</b>	<b>356</b>	<b>623</b>	<b>49</b>	<b>2</b>

**LOFTON, Christopher****OF****Born:** May 20, 1990, Jackson, MS**Resides:** Raleigh, MS**Bats:** Left**Throws:** Right**Height:** 6-1**Weight:** 175**How Obtained:** Giants' #9 selection in 2010 First-Year Player Draft. Signed by Andrew Jefferson.**First Pro Year:** 2010

Year	Club	AVG	G	AB	R	H	2B	3B	HR	RBI	SH	SF	HP	BB-I	SO	SB-CS	E	SLG	OBP
2010	Salem-Keizer-A	.268	52	198	32	53	5	2	2	16	0	0	3	22-0	41	15-5	1	.343	.350

**LOLLIS, Ryan****OF****Born:** December 16, 1986, Houston, TX**Resides:** Houston, TX**Bats:** Left**Throws:** left**Height:** 6-2**Weight:** 185**How Obtained:** Giants' #37 selection in 2009 First-Year Player Draft. Signed by Todd Walker.**First Pro Year:** 2009

Attended University of Missouri...

Year	Club	AVG	G	AB	R	H	2B	3B	HR	RBI	SH	SF	HP	BB-I	SO	SB-CS	E	SLG	OBP
2009	Salem-Keizer-A	.312	52	199	31	62	9	3	2	25	0	1	0	20-0	24	1-5	1	.417	.373
2010	Augusta-A	.288	114	389	52	112	9	9	3	36	2	0	2	32-1	55	8-2	3	.380	.345
<b>Minor League Totals</b>		<b>.296</b>	<b>166</b>	<b>588</b>	<b>83</b>	<b>174</b>	<b>18</b>	<b>12</b>	<b>5</b>	<b>61</b>	<b>2</b>	<b>1</b>	<b>2</b>	<b>52-1</b>	<b>79</b>	<b>9-7</b>	<b>4</b>	<b>.393</b>	<b>.355</b>

**LOPEZ, Eduardo Jose****OF****Born:** February 23, 1991, Valencia, VZ**Resides:** Valencia, VZ**Bats:** Left**Throws:** Left**Height:** 6-0**Weight:** 185**How Obtained:** Signed by Giants as non-drafted free agent, Nov. 8, 2008.**First Pro Year:** 2009

Year	Club	AVG	G	AB	R	H	2B	3B	HR	RBI	SH	SF	HP	BB-I	SO	SB-CS	E	SLG	OBP
2009	DSL-Giants-R	.156	45	141	17	22	2	0	1	13	1	1	8	17-1	51	3-2	3	.191	.281
2010	DSL-Giants-R	.256	23	82	18	21	6	0	1	14	1	1	3	8-0	20	5-2	1	.366	.340
<b>Minor League Totals</b>		<b>.193</b>	<b>68</b>	<b>223</b>	<b>35</b>	<b>43</b>	<b>8</b>	<b>0</b>	<b>2</b>	<b>27</b>	<b>2</b>	<b>2</b>	<b>11</b>	<b>25-1</b>	<b>71</b>	<b>8-4</b>	<b>4</b>	<b>.256</b>	<b>.303</b>

**LOPEZ, Jorge Ivan****OF****Born:** September 9, 1991, Cartagena, Colombia**Resides:** Cartagena, Colombia**Bats:** Right**Throws:** Right**Height:** 6-2**Weight:** 180**How Obtained:** Signed by Giants as non-drafted free agent, Jan. 16, 2009.**First Pro Year:** 2009

Year	Club	AVG	G	AB	R	H	2B	3B	HR	RBI	SH	SF	HP	BB-I	SO	SB-CS	E	SLG	OBP
2009	DSL-Giants-R	.200	54	190	25	38	7	1	0	30	0	3	7	25-0	52	6-4	1	.247	.311
2010	DSL-Giants-R	.237	45	152	26	36	6	3	1	24	1	1	2	18-0	41	7-4	0	.336	.324
<b>Minor League Totals</b>		<b>.216</b>	<b>99</b>	<b>342</b>	<b>51</b>	<b>74</b>	<b>13</b>	<b>4</b>	<b>1</b>	<b>54</b>	<b>1</b>	<b>4</b>	<b>9</b>	<b>43-0</b>	<b>93</b>	<b>13-8</b>	<b>1</b>	<b>.287</b>	<b>.317</b>

**LORMAND, Ryan****IF****Born:** October 30, 1985, Lafayette, LA**Resides:** Lafayette, LA**Bats:** Right**Throws:** Right**Height:** 6-0**Weight:** 170**How Obtained:** Giants' #26 selection in 2008 First-Year Player Draft. Signed by Todd Thomas.**First Pro Year:** 2008

Graduated from University of Houston (TX)...

Year	Club	AVG	G	AB	R	H	2B	3B	HR	RBI	SH	SF	HP	BB-I	SO	SB-CS	E	SLG	OBP
2008	Salem-Keizer-A	.235	70	247	40	58	12	2	2	29	3	5	5	26-1	33	12-2	6	.324	.317
2009	Augusta-A	.288	17	52	7	15	2	0	0	5	1	1	0	3-0	12	7-0	2	.327	.321
	San Jose-A	.233	50	159	25	37	10	3	1	15	1	0	3	12-0	34	6-1	7	.352	.299
2010	San Jose-A	.304	23	79	16	24	4	0	1	7	1	0	0	11-0	14	8-1	3	.392	.389
	Fresno-AAA	.125	14	24	2	3	1	0	0	0	1	0	0	1-0	9	2-1	1	.167	.160
	Richmond-AA	.225	77	253	25	57	14	2	0	24	3	2	2	13-0	60	5-2	12	.296	.267
<b>Minor League Totals</b>		<b>.238</b>	<b>251</b>	<b>814</b>	<b>115</b>	<b>194</b>	<b>43</b>	<b>7</b>	<b>4</b>	<b>80</b>	<b>12</b>	<b>6</b>	<b>10</b>	<b>66-1</b>	<b>162</b>	<b>40-7</b>	<b>31</b>	<b>.323</b>	<b>.301</b>

**LOWENSTEIN, Aaron Matthew****C****Born:** June 9, 1985, Los Angeles, CA**Resides:** Calabasas, CA**Bats:** Right**Throws:** Right**Height:** 6-1**Weight:** 195**How Obtained:** Giants' #44 selection in 2008 First-Year Player Draft. Signed by Brad Cameron.**First Pro Year:** 2008

Graduated from Calabasas (CA) High School...graduated from UC Irvine...

Year	Club	AVG	G	AB	R	H	2B	3B	HR	RBI	SH	SF	HP	BB-I	SO	SB-CS	E	SLG	OBP
2008	ARL-Giants-R	.191	15	47	3	9	4	0	0	7	0	0	2	2-0	11	0-0	2	.277	.255
2009	Fresno-AAA	---	1	0	0	0	0	0	0	0	0	0	0	0-0	0	0-0	0	---	---
	San Jose-A	.243	26	74	14	18	1	1	0	8	4	0	0	7-0	16	0-0	2	.284	.309
	Salem-Keizer-A	.125	11	32	4	4	0	0	0	6	3	0	2	3-0	10	0-0	1	.125	.243
2010	San Jose-A	.214	22	70	5	15	4	0	0	2	1	0	3	4-0	14	0-0	3	.271	.286
	Richmond-AA	.130	8	23	2	3	1	0	0	2	0	0	0	1-0	5	0-0	0	.174	.167
<b>Minor League Totals</b>		<b>.199</b>	<b>83</b>	<b>246</b>	<b>28</b>	<b>49</b>	<b>10</b>	<b>1</b>	<b>0</b>	<b>25</b>	<b>7</b>	<b>0</b>	<b>7</b>	<b>17-0</b>	<b>56</b>	<b>0-0</b>	<b>58</b>	<b>.248</b>	<b>.270</b>

**MAIN, Michael****RHP****Born:** December 14, 1988, Deland, FL**Resides:** Dabery, FL**Bats:** Right**Throws:** Right**Height:** 6-2**Weight:** 170**How Obtained:** Acquired by Giants from Rangers along with Chris Ray in exchange for C Bengie Molina, July 1, 2010.**First Pro Year:** 2007

Year	Club	W-L	ERA	G	GS	CG	SHO	SV	IP	H	R	ER	HR	HB	BB	SO	WP	BK
2007	ARL-Rangers-R	0-1	1.42	5	5	0	0	0	12.2	9	2	2	1	0	6	16	2	0
	Spokane-R	2-0	4.70	5	5	0	0	0	15.1	14	11	8	1	2	7	18	0	0
2008	ARL-Rangers-R	1-1	3.38	3	3	0	0	0	13.1	9	8	5	1	0	5	15	0	0
	Clinton-A	2-2	2.58	10	10	0	0	0	45.1	38	16	13	4	4	13	50	3	0
2009	ARL-Rangers-R	0-0	0.00	2	2	0	0	0	3.0	3	0	0	0	0	0	5	0	0
	Bakersfield-A	4-6	6.83	14	12	0	0	0	58.0	72	48	44	9	5	37	49	4	0
2010	Bakersfield-A	5-3	3.45	15	15	1	1	0	91.1	87	47	35	14	7	21	72	7	0
	Richmond-AA	0-3	13.83	5	4	0	0	0	13.2	21	26	21	3	2	14	7	5	0
<b>Minor League Totals</b>		<b>14-16</b>	<b>4.56</b>	<b>59</b>	<b>56</b>	<b>1</b>	<b>1</b>	<b>0</b>	<b>252.2</b>	<b>253</b>	<b>158</b>	<b>128</b>	<b>33</b>	<b>20</b>	<b>103</b>	<b>232</b>	<b>21</b>	<b>0</b>

**MADAY, Daryl A.****RHP****Born:** August 12, 1985, Bristol, WI**Resides:** Bristol, WI**Bats:** Right**Throws:** Right**Height:** 6-2**Weight:** 220**How Obtained:** Giants' #30 selection in 2006 First-Year Player Draft. Signed by Todd Thomas.**First Pro Year:** 2007

Graduated from Wetosha (Wetosha, WI) High School...attended Arkansas University...was drafted by Milwaukee in 43rd round of 2003 First-Year Player Draft, but did not sign...named to South Atlantic League in-season All-Star team in 2008...recorded 6th-best ERA (3.47) in EAS in 2010...was EAS pitcher of week April 26-May 3, 2010...was Richmond pitcher of month for April in 2010...was named to 2010 mid-season All-Star team in EAS...

Year	Club	W-L	ERA	G	GS	CG	SHO	SV	IP	H	R	ER	HR	HB	BB	SO	WP	BK
2007	Salem-Keizer-A	5-2	2.32	14	3	0	0	1	42.2	41	12	11	4	2	10	28	2	0
2008	Augusta-A	9-4	1.55	21	13	0	0	0	104.2	74	20	18	3	3	23	92	4	2
	Connecticut-AA	1-1	8.35	4	3	0	0	0	18.1	31	17	17	2	0	8	11	1	0
	San Jose-A	3-0	2.05	4	4	0	0	0	22.0	20	6	5	1	3	5	27	3	0
2009	Connecticut-AA	6-6	4.25	25	25	1	0	0	135.2	149	67	64	10	7	44	67	9	1
2010	Richmond-AA	9-8	3.47	25	18	0	0	1	114.0	121	48	44	7	4	33	70	2	0
	Fresno-AAA	1-4	9.21	7	5	0	0	0	28.1	37	29	29	10	2	13	14	0	0
<b>Minor League Totals</b>		<b>34-25</b>	<b>3.63</b>	<b>100</b>	<b>71</b>	<b>1</b>	<b>0</b>	<b>2</b>	<b>465.2</b>	<b>473</b>	<b>199</b>	<b>188</b>	<b>37</b>	<b>21</b>	<b>136</b>	<b>309</b>	<b>21</b>	<b>3</b>

**MARTE, Kelvin****LHP****Born:** November 24, 1987, Santo Domingo, DR**Resides:** Santo Domingo, DR**Bats:** Left**Throws:** Left**Height:** 6-0**Weight:** 180**How Obtained:** Signed by Giants as non-drafted free agent, April 11, 2007.**First Pro Year:** 2007

Year	Club	W-L	ERA	G	GS	CG	SHO	SV	IP	H	R	ER	HR	HB	BB	SO	WP	BK
2007	DSL-Giants-R	5-1	1.62	28	0	0	0	3	61.0	36	12	11	3	0	14	91	7	0
2008	Salem-Keizer-A	0-0	6.14	8	0	0	0	0	7.1	8	5	5	0	1	4	10	1	0
	ARL-Giants-R	2-1	1.78	8	7	0	0	0	35.1	26	12	7	0	1	10	31	2	1
2009	Augusta-A	1-1	3.00	5	5	0	0	0	21.0	24	10	7	0	0	8	11	1	0
2010	ARL-Giants-R	0-0	3.52	6	0	0	0	0	7.2	10	5	3	0	0	2	9	0	0
	Augusta-A	1-0	2.73	7	4	0	0	0	26.1	24	8	8	1	0	7	16	3	0
	San Jose-A	0-0	14.73	1	1	0	0	0	3.2	6	6	6	0	1	5	3	1	0
<b>Minor League Totals</b>		<b>9-3</b>	<b>2.61</b>	<b>63</b>	<b>17</b>	<b>0</b>	<b>0</b>	<b>3</b>	<b>162.1</b>	<b>134</b>	<b>58</b>	<b>47</b>	<b>4</b>	<b>3</b>	<b>50</b>	<b>171</b>	<b>15</b>	<b>1</b>

**MARTIN, Adrian****RHP****Born:** September 2, 1984, Marion, IN**Resides:** Stuart, FL**Bats:** Right**Throws:** Right**Height:** 6-0**Weight:** 180**How Obtained:** Signed by Giants as minor league free agent, Aug. 12, 2010.**First Pro Year:** 2004

Year	Club	W-L	ERA	G	GS	CG	SHO	SV	IP	H	R	ER	HR	HB	BB	SO	WP	BK
2004	Pulaski-R	3-2	3.54	18	7	0	0	0	56.0	65	28	22	2	2	12	51	1	0
2005	Lansing-A	0-0	7.71	5	1	0	0	0	9.1	17	8	8	4	0	0	6	0	0
	Dunedin-A	0-0	7.71	5	0	0	0	0	7.0	10	6	6	1	1	1	1	1	0
	Auburn-A	1-1	3.05	22	2	0	0	3	44.1	51	19	15	1	3	2	36	5	0
2006	Lansing-A	8-3	4.37	27	9	0	0	1	94.2	111	56	46	13	3	19	62	1	1
2007	Lansing-A	2-2	0.83	19	4	0	0	4	43.1	35	9	4	1	1	5	33	0	0
	Dunedin-A	5-3	2.56	13	5	0	0	0	45.2	34	13	13	3	0	4	40	1	0
2008	Dunedin-A	7-2	4.56	20	13	0	0	0	75.0	95	39	38	10	3	12	52	2	0
2009	Las Vegas-AAA	1-0	4.85	5	2	0	0	0	13.0	18	8	7	0	1	3	11	0	0
	New Hampshire-AA	3-2	4.03	29	9	0	0	2	80.1	82	37	36	12	4	24	63	2	0
2010	New Hampshire-AA	5-1	4.41	29	2	0	0	1	49.0	52	25	24	5	4	23	44	0	0
	Richmond-AA	1-0	0.73	8	0	0	0	0	12.1	12	1	1	0	1	2	12	0	0
<b>Minor League Totals</b>		<b>36-16</b>	<b>3.74</b>	<b>200</b>	<b>54</b>	<b>0</b>	<b>0</b>	<b>11</b>	<b>530.0</b>	<b>582</b>	<b>249</b>	<b>220</b>	<b>52</b>	<b>23</b>	<b>107</b>	<b>411</b>	<b>13</b>	<b>1</b>

**MARTINEZ, Juan****IF****Born:** December 26, 1986, Los Angeles, CA**Resides:** Los Angeles, CA**Bats:** Right**Throws:** Right**Height:** 5-10**Weight:** 190**How Obtained:** Giants' #46 selection in 2009 First-Year Player Draft. Signed by Matt Woodward.**First Pro Year:** 2009

Attended Oral Roberts University...recorded most triples (9) in NWL in 2009...was named as SAL player of week July 6-12, 2010...

Year	Club	AVG	G	AB	R	H	2B	3B	HR	RBI	SH	SF	HP	BB-I	SO	SB-CS	E	SLG	OBP
2009	Salem-Keizer-A	.285	67	249	44	71	9	9	4	37	2	1	3	12-0	43	4-3	12	.442	.325
2010	Augusta-A	.236	63	148	24	35	6	0	1	9	4	1	6	13-0	33	2-1	10	.297	.321
<b>Minor League Totals</b>		<b>.267</b>	<b>130</b>	<b>397</b>	<b>68</b>	<b>106</b>	<b>15</b>	<b>9</b>	<b>5</b>	<b>46</b>	<b>6</b>	<b>2</b>	<b>9</b>	<b>25-0</b>	<b>76</b>	<b>6-4</b>	<b>22</b>	<b>.388</b>	<b>.323</b>

**MATOS, Osiris****RHP****Born:** August 6, 1984, Santo Domingo, DR**Resides:** Santo Domingo, DR**Bats:** Right**Throws:** Right**Height:** 6-1**Weight:** 206**How Obtained:** Signed by Giants as minor league free agent, Jan. 13, 2011.**First Pro Year:** 2002

Year	Club	W-L	ERA	G	GS	CG	SHO	SV	IP	H	R	ER	HR	HB	BB	SO	WP	BK
2002	ARL-Giants-R	4-2	4.65	13	13	0	0	0	62.0	63	35	32	3	3	22	51	1	1
2003	ARL-Giants-R	2-2	4.67	9	6	0	0	0	34.2	35	21	18	1	2	10	28	3	0
2004	ARL-Giants-R	2-0	2.44	11	8	0	0	1	48.0	43	23	13	1	3	20	47	2	1
2005	Augusta-A	8-8	4.99	29	22	0	0	0	135.1	162	83	75	12	8	31	79	1	1
2006	Augusta-A	7-3	1.76	44	0	0	0	13	61.1	42	13	12	3	0	12	81	3	0
	Connecticut-AA	0-0	3.72	6	0	0	0	2	9.2	11	4	4	0	0	2	5	0	0
2007	Connecticut-AA	5-0	2.89	35	0	0	0	4	56.0	50	20	18	3	1	21	43	1	0
	Augusta-A	0-0	0.00	7	0	0	0	4	9.0	1	0	0	0	0	1	9	0	0
2008	Connecticut-AA	0-0	1.23	27	0	0	0	8	36.2	25	5	5	0	1	11	37	1	0
	San Francisco	1-2	4.79	20	0	0	0	0	20.2	26	17	11	3	1	9	16	0	0
	Fresno-AAA	1-0	0.00	5	0	0	0	1	9.2	5	0	0	0	0	2	13	0	0
2009	Fresno-AAA	3-3	3.48	45	0	0	0	2	54.1	56	23	21	7	2	13	48	3	0
	San Francisco	0-0	9.00	5	0	0	0	0	6.0	11	7	6	2	0	1	5	0	0
2010	Fresno-AAA	1-4	5.29	38	1	0	0	3	51.0	48	30	30	3	2	25	39	4	0
<b>Minor League Totals</b>		<b>33-22</b>	<b>3.61</b>	<b>269</b>	<b>50</b>	<b>0</b>	<b>0</b>	<b>38</b>	<b>567.2</b>	<b>541</b>	<b>257</b>	<b>228</b>	<b>33</b>	<b>22</b>	<b>170</b>	<b>480</b>	<b>19</b>	<b>3</b>
<b>Major League Totals</b>		<b>1-2</b>	<b>5.74</b>	<b>25</b>	<b>0</b>	<b>0</b>	<b>0</b>	<b>0</b>	<b>26.2</b>	<b>37</b>	<b>24</b>	<b>17</b>	<b>5</b>	<b>1</b>	<b>10</b>	<b>21</b>	<b>0</b>	<b>0</b>

**MARTINEZ, Rafael Wilfredo****RHP****Born:** July 9, 1988, Santo Domingo, DR**Resides:** Santo Domingo, DR**Bats:** Right**Throws:** Right**Height:** 6-4**Weight:** 205**How Obtained:** Signed by Giants as non-drafted free agent, Oct. 7, 2005.**First Pro Year:** 2006

Recorded most saves (15) in DSL in 2009...

Year	Club	W-L	ERA	G	GS	CG	SHO	SV	IP	H	R	ER	HR	HB	BB	SO	WP	BK
2006	DSL-Giants-R	0-5	6.23	14	10	0	0	0	52.0	67	43	36	6	5	16	33	5	0
2007	DSL-Giants-R	1-1	2.57	3	2	0	0	0	7.0	4	2	2	0	0	2	6	0	0
2008	DSL-Giants-R	1-1	1.20	8	0	0	0	1	15.0	7	3	2	0	0	7	12	0	0
2009	DSL-Giants-R	2-1	1.29	26	0	0	0	15	28.0	21	10	4	1	1	8	27	4	0
2010	ARL-Giants-R	1-0	4.15	11	0	0	0	2	13.0	13	6	6	2	0	3	11	1	0
<b>Minor League Totals</b>		<b>5-8</b>	<b>3.91</b>	<b>62</b>	<b>12</b>	<b>0</b>	<b>0</b>	<b>18</b>	<b>115.0</b>	<b>112</b>	<b>64</b>	<b>50</b>	<b>9</b>	<b>6</b>	<b>36</b>	<b>89</b>	<b>10</b>	<b>0</b>

**MAZZOLA, Josh Michael****IF****Born:** April 10, 1986, San Diego, CA**Resides:** Santee, CA**Bats:** Right**Throws:** Right**Height:** 6-2**Weight:** 200**How Obtained:** Signed by Giants as non-drafted free agent, June 13, 2008.**First Pro Year:** 2008

Graduated from Santana (Santee, CA) High School...attended Missouri State...batted .304 with 15 HRs and 50 RBI in 55 games for Bears in 2008...had 7th-highest batting avg. (.324) in Arizona League in 2008...had most RBI (96) in SAL in 2009...was named to 2009 SAL postseason All-Star team...

Year	Club	AVG	G	AB	R	H	2B	3B	HR	RBI	SH	SF	HP	BB-I	SO	SB-CS	E	SLG	OBP
2008	ARL-Giants-R	.324	47	170	42	55	15	4	5	35	0	5	9	14-0	39	3-3	8	.547	.394
2009	Augusta-A	.284	130	490	72	139	30	3	16	96	0	7	14	37-0	124	5-1	7	.455	.347
2010	San Jose-A	.273	3	11	1	3	0	1	0	2	0	0	0	1-0	2	0-1	0	.455	.333
<b>Minor League Totals</b>		<b>.294</b>	<b>180</b>	<b>671</b>	<b>115</b>	<b>197</b>	<b>45</b>	<b>8</b>	<b>21</b>	<b>133</b>	<b>0</b>	<b>12</b>	<b>23</b>	<b>52-0</b>	<b>165</b>	<b>8-5</b>	<b>15</b>	<b>.478</b>	<b>.359</b>

**McBRYDE, Michael****OF****Born:** March 22, 1985, West Palm Beach, FL**Resides:** North Palm Beach, FL**Bats:** Right**Throws:** Right**Height:** 6-1**Weight:** 170**How Obtained:** Giants' #5 selection in 2006 First-Year Player Draft. Signed by Dean DeCillis.**First Pro Year:** 2006

Attended Florida Atlantic University, where he excelled with bat and on mound during freshman and sophomore seasons...earned Louisville Slugger Preseason All-American 3rd Team recognition prior to 2006, but was limited to just 3 games as junior due to hamstring injury...set FAU's single-season hits record with 98 in 2005, while stealing 35 bases and batting .370...also earned 10 saves as closer for club that advanced to NCAA Regionals...was also selected by Boston in 17th round of 2003 First-Year Draft, but did not sign...made debut in big league camp for Giants as non-roster invitee in 2008...posted career-best .295 avg. and 31 stolen bases for Class A Advanced San Jose in '08...

Year	Club	AVG	G	AB	R	H	2B	3B	HR	RBI	SH	SF	HP	BB-I	SO	SB-CS	E	SLG	OBP
2006	Salem-Keizer-A	.276	71	225	38	62	9	5	3	34	5	1	2	22-0	59	16-4	6	.400	.344
2007	Augusta-A	.276	119	417	71	115	17	4	7	61	3	3	7	27-0	100	14-11	15	.386	.328
2008	San Jose-A	.295	125	420	73	124	10	6	5	46	10	1	12	37-1	84	31-10	11	.383	.368
2009	Fresno-AAA	.224	15	58	7	13	1	1	0	1	1	0	1	1-0	10	6-2	2	.276	.250
	Connecticut-AA	.308	90	318	62	98	21	2	5	41	12	4	4	17-2	53	16-10	4	.434	.347
2010	Fresno-AAA	.243	23	74	11	18	4	0	3	8	0	0	2	1-0	16	0-2	0	.419	.273
<b>Minor Totals</b>		<b>.284</b>	<b>443</b>	<b>1512</b>	<b>262</b>	<b>430</b>	<b>62</b>	<b>18</b>	<b>23</b>	<b>191</b>	<b>31</b>	<b>9</b>	<b>28</b>	<b>105-3</b>	<b>322</b>	<b>83-39</b>	<b>38</b>	<b>.395</b>	<b>.340</b>

**McCULLEY, Reese****RHP****Born:** June 8, 1988, Salem, OR**Resides:** Salem, OR**Bats:** Left**Throws:** Right**Height:** 6-3**Weight:** 210**How Obtained:** Signed by Giants as non-drafted free agent, July 9, 2010.**First Pro Year:** 2010

Year	Club	W-L	ERA	G	GS	CG	SHO	SV	IP	H	R	ER	HR	HB	BB	SO	WP	BK
2010	ARL-Giants-R	0-0	8.10	5	0	0	0	0	3.1	2	4	3	1	0	4	7	2	0

**MENDOZA, Lorenzo Alexander****RHP****Born:** August 6, 1991, San Francisco de Macoris, DR**Resides:** San Francisco de Macoris, DR**Bats:** Right**Throws:** Right**Height:** 5-10**Weight:** 190**How Obtained:** Signed by Giants as non-drafted free agent, June 20, 2009.**First Pro Year:** 2009

Year	Club	W-L	ERA	G	GS	CG	SHO	SV	IP	H	R	ER	HR	HB	BB	SO	WP	BK
2009	DSL Giants-R	8-0	2.51	12	10	1	0	0	61.0	58	19	17	1	1	9	36	8	2
2010	ARL-Giants-R	0-4	3.50	13	12	0	0	0	43.2	53	23	17	2	1	9	32	0	0
<b>Minor League Totals</b>		<b>8-4</b>	<b>2.92</b>	<b>25</b>	<b>22</b>	<b>1</b>	<b>0</b>	<b>0</b>	<b>104.2</b>	<b>111</b>	<b>42</b>	<b>34</b>	<b>3</b>	<b>2</b>	<b>18</b>	<b>68</b>	<b>8</b>	<b>2</b>

**MEQUE, Jacobo****LHP****Born:** October 1, 1983, Villa Altagracia, DR**Resides:** Villa Altagracia, DR**Bats:** Left**Throws:** Left**Height:** 6-2**Weight:** 223**How Obtained:** Signed by Giants as minor league free agent, Nov. 6, 2010.**First Pro Year:** 2002

Year	Club	W-L	ERA	G	GS	CG	SHO	SV	IP	H	R	ER	HR	HB	BB	SO	WP	BK
2002	GCL-Orioles-R	2-4	2.86	12	12	0	0	0	50.1	41	26	16	1	4	33	56	3	6
2003	GCL-Reds-R	0-0	2.25	2	2	0	0	0	4.0	2	1	1	0	0	2	3	0	0
2004	Billings-R	1-1	4.56	18	7	0	0	0	49.1	45	32	25	4	9	36	46	15	7
2006	Vermont-A	2-3	5.13	17	0	0	0	2	26.1	21	17	15	0	0	20	34	8	2
	Savannah-A	2-2	11.49	18	0	0	0	4	15.2	23	22	20	3	3	15	21	5	1
2007	Inland Empire-A	5-2	4.72	55	0	0	0	4	55.1	47	39	29	5	0	42	78	10	2
2008	Inland Empire-A	1-0	2.40	14	0	0	0	7	15.0	12	4	4	0	0	12	19	0	0
	Jacksonville-AA	2-1	3.55	25	0	0	0	5	33.0	26	14	13	1	2	13	39	6	2
2009	Inland Empire-A	1-3	5.14	20	0	0	0	1	21.0	28	14	12	3	0	16	36	3	1
	Chattanooga-AA	1-4	11.81	10	0	0	0	0	10.2	17	15	14	1	0	11	13	3	1
<b>Minor League Totals</b>		<b>17-20</b>	<b>4.78</b>	<b>191</b>	<b>21</b>	<b>0</b>	<b>0</b>	<b>23</b>	<b>280.2</b>	<b>262</b>	<b>184</b>	<b>149</b>	<b>18</b>	<b>18</b>	<b>200</b>	<b>345</b>	<b>55</b>	<b>21</b>

**MERCEDES, Hector Manuel****OF****Born:** October 25, 1991, Santo Domingo, DR**Resides:** Santo Domingo, DR**Bats:** Right**Throws:** Right**Height:** 6-3**Weight:** 185**How Obtained:** Signed by Giants as non-drafted free agent, Aug. 30, 2009.**First Pro Year:** 2010

Year	Club	AVG	G	AB	R	H	2B	3B	HR	RBI	SH	SF	HP	BB-I	SO	SB-CS	E	SLG	OBP
2010	DSL-Giants-R	.211	53	194	16	41	1	1	1	19	0	1	2	12-1	68	1-4	2	.242	.263

**MESA, Herody****IF****Born:** April 10, 1991, Santo Domingo, DR**Resides:** Santo Domingo, DR**Bats:** Right**Throws:** Right**Height:** 5-11**Weight:** 185**How Obtained:** Signed by Giants as non-drafted free agent, Sept. 16, 2010.**First Pro Year:** Signed for 2011.**MINIER, Gregorio****RHP****Born:** February 20, 1992, Puerto Plata, DR**Resides:** Puerto Plata, DR**Bats:** Right**Throws:** Right**Height:** 5-11**Weight:** 170**How Obtained:** Signed by Giants as non-drafted free agent, May 6, 2010.**First Pro Year:** 2010

Year	Club	W-L	ERA	G	GS	CG	SHO	SV	IP	H	R	ER	HR	HB	BB	SO	WP	BK
2010	DSL-Giants-R	0-0	16.71	6	0	0	0	0	7.0	7	13	13	1	4	8	2	5	0

**MIXON, David****RHP****Born:** September 10, 1984, Americus, GA**Resides:** Americus, GA**Bats:** Right**Throws:** Right**Height:** 6-2**Weight:** 190**How Obtained:** Giants' #20 selection in 2007 First-Year Player Draft. Signed by Andrew Jefferson.**First Pro Year:** 2007

Attended Chipola (Marianna, FL) Junior College and University of Louisiana Monroe...originally 47th round selection by Arizona in 2006 Draft, but did not sign...was named as CL pitcher of week Aug. 31-Sep. 7 in 2009... was EAS pitcher of week May 3-9, 2010...

Year	Club	W-L	ERA	G	GS	CG	SHO	SV	IP	H	R	ER	HR	HB	BB	SO	WP	BK
2007	Salem-Keizer-A	2-0	2.05	17	0	0	0	0	26.1	28	10	6	2	1	15	25	3	0
2008	Augusta-A	2-2	1.55	24	0	0	0	5	29.0	28	13	5	2	2	10	30	6	0
2009	San Jose-A	3-1	3.29	39	2	0	0	2	63.0	52	24	23	3	5	22	53	6	0
	Fresno-AAA	0-1	10.12	1	1	0	0	0	2.2	4	3	3	0	0	2	2	0	0
2010	Richmond-AA	11-7	3.50	27	25	1	1	0	156.2	149	65	61	12	8	38	112	4	1
<b>Minor League Totals</b>		<b>18-11</b>	<b>3.18</b>	<b>108</b>	<b>28</b>	<b>1</b>	<b>1</b>	<b>7</b>	<b>277.2</b>	<b>261</b>	<b>115</b>	<b>98</b>	<b>19</b>	<b>16</b>	<b>87</b>	<b>222</b>	<b>19</b>	<b>1</b>

## MONELL, Johnny

C

**Born:** March 27, 1986, Bronx, NY

**Resides:** Bronx, NY

**Bats:** Left

**Throws:** Right

**Height:** 5-11

**Weight:** 205

**How Obtained:** Giants' #30 selection in 2007 First-Year Player Draft. Signed by Glenn Tufts.

**First Pro Year:** 2007

Graduated from Christopher Columbus (Bronx, NY) High School...attended Seminole (Sanford, FL) Community College...originally 27th round selection by Giants in 2005 Draft and 49th round selection by New York-NL in 2006 Draft, but did not sign...was CAL player of week July 26-Aug. 1, 2010...was in Giants' big league camp last season...

Year	Club	AVG	G	AB	R	H	2B	3B	HR	RBI	SH	SF	HP	BB-I	SO	SB-CS	E	SLG	OBP
2007	ARL-Giants-R	.240	28	75	11	18	3	1	3	19	0	1	2	15-0	16	3-4	5	.427	.376
2008	ARL-Giants-R	.405	11	42	13	17	7	0	1	10	0	0	2	4-0	5	3-0	1	.643	.479
	Salem-Keizer-A	.267	43	161	21	43	17	0	5	25	0	0	4	11-0	36	1-2	3	.466	.330
2009	Augusta-A	.273	91	293	46	80	21	0	8	44	1	1	5	33-0	45	4-1	7	.427	.355
2010	San Jose-A	.273	115	421	66	115	25	4	19	70	0	1	2	48-1	105	12-3	5	.487	.350
	Fresno-AAA	.200	5	15	0	3	1	1	0	1	0	0	0	2-0	4	0-0	0	.400	.294
<b>Minor League Totals</b>		<b>.274</b>	<b>293</b>	<b>1007</b>	<b>157</b>	<b>276</b>	<b>74</b>	<b>6</b>	<b>36</b>	<b>169</b>	<b>1</b>	<b>3</b>	<b>15</b>	<b>113-1</b>	<b>211</b>	<b>23-10</b>	<b>21</b>	<b>.467</b>	<b>.355</b>

## MONTERO, Raymundo

RHP

**Born:** September 20, 1989, Villa Altagracia, DR

**Resides:** Villa Altagracia, DR

**Bats:** Right

**Throws:** Right

**Height:** 6-2

**Weight:** 185

**How Obtained:** Signed by Giants as non-drafted free agent, Aug. 28, 2007.

**First Pro Year:** 2008

Year	Club	W-L	ERA	G	GS	CG	SHO	SV	IP	H	R	ER	HR	HB	BB	SO	WP	BK
2008	DSL-Giants-R	4-3	4.88	24	0	0	0	2	51.2	59	35	28	3	6	31	43	8	0
2009	DSL-Giants-R	2-3	1.14	19	0	0	0	4	47.1	30	15	6	1	1	12	42	8	0
2010	ARL-Giants-R	1-1	2.70	18	0	0	0	1	16.2	14	5	5	0	0	6	17	7	0
<b>Minor League Totals</b>		<b>7-7</b>	<b>3.03</b>	<b>61</b>	<b>0</b>	<b>0</b>	<b>0</b>	<b>7</b>	<b>115.2</b>	<b>103</b>	<b>55</b>	<b>39</b>	<b>4</b>	<b>7</b>	<b>49</b>	<b>102</b>	<b>23</b>	<b>0</b>

## MORONTA, Reyes

RHP

**Born:** January 6, 1993, Santiago, DR

**Resides:** Santiago, DR

**Bats:** Right

**Throws:** Right

**Height:** 6-0

**Weight:** 175

**How Obtained:** Signed by Giants as non-drafted free agent, Sept. 16, 2010.

**First Pro Year:** Signed for 2011

## MUJICA, Shurendell Daniel

IF

**Born:** March 22, 1991, Willemstad, Curacao

**Resides:** Willemstad, Curacao

**Bats:** Right

**Throws:** Right

**Height:** 5-11

**Weight:** 165

**How Obtained:** Signed by Giants as non-drafted free agent, Dec. 7, 2009.

**First Pro Year:** 2010

Year	Club	AVG	G	AB	R	H	2B	3B	HR	RBI	SH	SF	HP	BB-I	SO	SB-CS	E	SLG	OBP
2010	DSL-Giants-R	.219	60	192	35	42	1	4	0	13	6	1	8	25-0	47	22-6	15	.266	.332

## MUNOZ, Luis E.

OF

**Born:** October 10, 1991, Aibonito, PR

**Resides:** Aibonito, PR

**Bats:** Right

**Throws:** Right

**Height:** 6-0

**Weight:** 165

**How Obtained:** Giants' #26 selection in 2009 First-Year Player Draft. Signed by Joe Salermo.

**First Pro Year:** 2009

Year	Club	AVG	G	AB	R	H	2B	3B	HR	RBI	SH	SF	HP	BB-I	SO	SB-CS	E	SLG	OBP
2009	ARL-Giants-R	.179	18	28	5	5	0	0	0	1	1	0	0	5-0	14	0-0	1	.179	.303
2010														-Injured, Did Not Play-					
<b>Minor League Totals</b>		<b>.179</b>	<b>18</b>	<b>28</b>	<b>5</b>	<b>5</b>	<b>0</b>	<b>0</b>	<b>0</b>	<b>1</b>	<b>1</b>	<b>0</b>	<b>0</b>	<b>5-0</b>	<b>14</b>	<b>0-0</b>	<b>1</b>	<b>.179</b>	<b>.303</b>

## MURRAY, Michael

C

**Born:** April 24, 1988, Rahway, NJ

**Resides:** Westfield, NJ

**Bats:** Left

**Throws:** Right

**Height:** 6-0

**Weight:** 215

**How Obtained:** Signed by Giants as non-drafted free agent, June 21, 2010.

**First Pro Year:** 2010

Year	Club	AVG	G	AB	R	H	2B	3B	HR	RBI	SH	SF	HP	BB-I	SO	SB-CS	E	SLG	OBP
2010	ARL-Giants-R	.400	9	30	4	12	3	0	0	6	1	0	0	0-0	3	0-0	0	.500	.400
	Salem-Keizer-A	.319	20	69	9	22	3	0	2	8	0	0	0	8-1	12	0-0	2	.449	.390
<b>Minor League Totals</b>		<b>.343</b>	<b>29</b>	<b>99</b>	<b>13</b>	<b>34</b>	<b>6</b>	<b>0</b>	<b>2</b>	<b>14</b>	<b>1</b>	<b>0</b>	<b>0</b>	<b>8-1</b>	<b>15</b>	<b>0-0</b>	<b>2</b>	<b>.465</b>	<b>.390</b>

## NAVARRO, Jesus Guillermo

C

**Born:** January 3, 1988, Mazatlan Sinaloa, Mexico

**Resides:** Mazatlan Sinaloa, Mexico

**Bats:** Right

**Throws:** Right

**Height:** 6-0

**Weight:** 180

**How Obtained:** Signed by Giants as non-drafted free agent, May 30, 2007.

**First Pro Year:** 2007

Year	Club	AVG	G	AB	R	H	2B	3B	HR	RBI	SH	SF	HP	BB-I	SO	SB-CS	E	SLG	OBP
2007	DSL-Giants-R	.179	60	145	20	26	2	2	3	20	7	1	2	24-0	29	1-0	0	.283	.302
2008	ARL-Giants-R	.303	27	76	9	23	4	0	0	11	0	1	1	6-0	23	1-1	0	.355	.357
2009	ARL-Giants-R	.191	18	47	5	9	1	1	0	9	0	1	3	4-0	20	0-0	1	.255	.291
2010	ARL-Giants-R	----	1	0	0	0	0	0	0	0	0	0	0	0-0	0	0-0	0	----	----
<b>Minor League Totals</b>		<b>.216</b>	<b>106</b>	<b>268</b>	<b>34</b>	<b>58</b>	<b>7</b>	<b>3</b>	<b>3</b>	<b>40</b>	<b>7</b>	<b>3</b>	<b>6</b>	<b>34-0</b>	<b>72</b>	<b>2-1</b>	<b>1</b>	<b>.299</b>	<b>.315</b>

## NEWTON, David

RHP

**Born:** March 4, 1986, San Jose, CA

**Resides:** Gilroy, CA

**Bats:** Right

**Throws:** Right

**Height:** 5-11

**Weight:** 189

**How Obtained:** Giants' #37 selection in 2005 First-Year Player Draft. Signed by Matt Nerland (May 29, 2006).

**First Pro Year:** 2006

Attended West Valley (Saratoga, CA) College...named to Northwest League postseason All-Star team in 2006...played for Waikiki in 2007 Hawaiian Winter Baseball League...missed 2008 and 2009 season with right elbow sprain...

Year	Club	W-L	ERA	G	GS	CG	SHO	SV	IP	H	R	ER	HR	HB	BB	SO	WP	BK
2006	ARL-Giants-R	3-1	1.14	23	0	0	0	13	23.2	19	7	3	0	0	12	31	0	1
	Salem-Keizer-A	0-0	0.00	2	0	0	0	0	3.0	2	0	0	0	0	0	5	0	0
2007	San Jose-A	0-1	6.35	10	0	0	0	0	11.1	8	8	8	0	1	13	12	0	0
	Augusta-A	4-2	1.58	29	0	0	0	3	40.0	22	13	7	0	4	24	46	4	0
2008									-Injured, Did Not Pitch-									
2009									-Injured, Did Not Pitch-									
2010	ARL-Giants-R	0-0	1.80	5	0	0	0	0	5.0	3	1	1	0	0	2	6	0	0
	Salem-Keizer-A	0-0	11.81	5	0	0	0	0	5.1	10	7	7	0	1	2	7	2	0
<b>Minor League Totals</b>		<b>7-4</b>	<b>2.65</b>	<b>74</b>	<b>0</b>	<b>0</b>	<b>0</b>	<b>16</b>	<b>88.1</b>	<b>64</b>	<b>36</b>	<b>26</b>	<b>0</b>	<b>6</b>	<b>53</b>	<b>107</b>	<b>6</b>	<b>1</b>

## NICHOLSON, Kyle Anthony

RHP

**Born:** July 31, 1985, Erie, PA

**Resides:** Bryan, TX

**Bats:** Right

**Throws:** Right

**Height:** 6-0

**Weight:** 212

**How Obtained:** Giants' #7 selection in 2007 First-Year Player Draft. Signed by Tom Korenek.

**First Pro Year:** 2008

Graduated from A&M Consolidated (College Station, TX) High School...attended Texas A&M University...named 2008 MiLB Most Spectacular Pitcher for Short-Season team after leading Arizona League in ERA (1.15) and ranking 2nd in wins (6)...posted .159 avg. against for Giants in 2008, 2nd-lowest clip among all minor league pitchers...tossed most complete games (4) in SAL League in 2009...was SAL pitcher of week May 25-31 in 2009...

Year	Club	W-L	ERA	G	GS	CG	SHO	SV	IP	H	R	ER	HR	HB	BB	SO	WP	BK
2008	ARL-Giants-R	6-1	1.15	11	11	1	1	0	62.2	34	10	8	1	2	3	54	6	1
2009	Augusta-A	7-8	2.80	18	18	4	1	0	122.1	110	49	38	7	6	22	83	6	0
	San Jose-A	4-0	2.93	7	7	0	0	0	40.0	46	17	13	3	4	11	30	1	0
2010	San Jose-A	7-9	6.13	22	21	0	0	0	119.0	151	94	81	20	9	19	85	11	1
<b>Minor League Totals</b>		<b>24-18</b>	<b>3.66</b>	<b>56</b>	<b>57</b>	<b>5</b>	<b>2</b>	<b>0</b>	<b>344.0</b>	<b>341</b>	<b>170</b>	<b>140</b>	<b>31</b>	<b>21</b>	<b>55</b>	<b>252</b>	<b>24</b>	<b>2</b>

## NOEL, Franklin

LHP

**Born:** December 20, 1988, Santo Domingo, DR

**Resides:** Santo Domingo, DR

**Bats:** Left

**Throws:** Left

**Height:** 6-1

**Weight:** 175

**How Obtained:** Signed by Giants as non-drafted free agent, Jan. 31, 2007.

**First Pro Year:** 2007

Year	Club	W-L	ERA	G	GS	CG	SHO	SV	IP	H	R	ER	HR	HB	BB	SO	WP	BK
2007	DSL-Giants-R	4-2	2.45	26	3	1	1	1	58.2	47	23	16	0	0	26	57	5	1
2008	DSL-Giants-R	4-2	2.28	24	1	0	0	4	51.1	50	20	13	0	1	22	50	9	0
2009	DSL-Giants-R	4-0	0.00	9	0	0	0	1	27.0	12	0	0	0	0	6	29	2	0
2010	DSL-Giants-R	3-0	0.64	14	0	0	0	8	28.0	21	9	2	0	0	9	28	2	0
<b>Minor League Totals</b>		<b>15-4</b>	<b>1.69</b>	<b>73</b>	<b>4</b>	<b>1</b>	<b>1</b>	<b>14</b>	<b>165.0</b>	<b>130</b>	<b>52</b>	<b>31</b>	<b>0</b>	<b>1</b>	<b>63</b>	<b>164</b>	<b>18</b>	<b>1</b>

## NOVA, Juan

RHP

**Born:** October 7, 1991, Santo Domingo, DR

**Resides:** Santo Domingo, DR

**Bats:** Right

**Throws:** Right

**Height:** 6-3

**Weight:** 190

**How Obtained:** Signed by Giants as non-drafted free agent, Feb. 14, 2010.

**First Pro Year:** 2010

Year	Club	W-L	ERA	G	GS	CG	SHO	SV	IP	H	R	ER	HR	HB	BB	SO	WP	BK
2010	DSL-Giants-R	3-4	3.04	13	12	1	0	0	56.1	50	25	19	3	3	28	45	14	3

## OCHOA, Leonardo

IF

**Born:** October 20, 1989, Puerto Cabello, VZ

**Resides:** Puerto Cabello, VZ

**Bats:** Left

**Throws:** Right

**Height:** 5-10

**Weight:** 188

**How Obtained:** Signed by Giants as non-drafted free agent, Aug. 13, 2008.

**First Pro Year:** 2009

Year	Club	AVG	G	AB	R	H	2B	3B	HR	RBI	SH	SF	HP	BB-I	SO	SB-CS	E	SLG	OBP
2009	ARL-Giants-R	.288	29	111	16	32	4	3	1	15	0	0	3	15-0	25	3-5	1	.405	.388
2010														-Injured, Did Not Play-					
<b>Minor League Totals</b>		<b>.288</b>	<b>29</b>	<b>111</b>	<b>16</b>	<b>32</b>	<b>4</b>	<b>3</b>	<b>1</b>	<b>15</b>	<b>0</b>	<b>0</b>	<b>3</b>	<b>15-0</b>	<b>25</b>	<b>3-5</b>	<b>1</b>	<b>.405</b>	<b>.388</b>

## ODLE, Oliver C.

RHP

**Born:** July 11, 1985, Claremore, OK

**Resides:** Pryor, OK

**Bats:** Right

**Throws:** Right

**Height:** 6-0

**Weight:** 229

**How Obtained:** Giants' #22 selection in 2007 First-Year Player Draft. Signed by Todd Thomas.

**First Pro Year:** 2007

Graduated from Pryor (Pryor, OK) High School...attended Connors State (Warner, OK) College and Oklahoma State University...compiled 23-0 record in 2 seasons at Connors State...was tied for 1st in wins (12) in CAL in 2010...

Year	Club	W-L	ERA	G	GS	CG	SHO	SV	IP	H	R	ER	HR	HB	BB	SO	WP	BK
2007	ARL-Giants-R	5-3	3.23	13	7	0	0	0	53.0	49	23	19	1	2	8	49	2	0
	Salem-Keizer-A	0-0	7.36	1	1	0	0	0	3.2	5	3	3	0	0	2	2	1	0
2008	Augusta-A	10-7	3.77	24	22	0	0	0	136.0	153	60	57	13	1	9	95	3	0
2009	San Jose-A	8-12	5.37	23	21	0	0	0	117.1	159	82	70	19	3	24	79	3	0
2010	San Jose-A	12-7	5.78	30	18	0	0	0	123.0	159	82	79	14	7	15	96	7	0
	Fresno-AAA	0-0	0.00	2	1	0	0	0	5.0	4	0	0	0	0	0	0	0	0
<b>Minor League Totals</b>		<b>35-29</b>	<b>4.68</b>	<b>93</b>	<b>70</b>	<b>0</b>	<b>0</b>	<b>0</b>	<b>438.0</b>	<b>529</b>	<b>250</b>	<b>228</b>	<b>47</b>	<b>13</b>	<b>58</b>	<b>321</b>	<b>16</b>	<b>0</b>

## ORTIZ, Randy

OF

**Born:** June 15, 1993, Juan Baron, DR

**Resides:** Juan Baron, DR

**Bats:** Right

**Throws:** Right

**Height:** 5-11

**Weight:** 170

**How Obtained:** Signed by Giants as non-drafted free agent, Oct. 19, 2010.

**First Pro Year:** Signed for 2011

## OTERO, Daniel Anthony

RHP

**Born:** February 19, 1985, Miami, FL

**Resides:** Coral Gables, FL

**Bats:** Right

**Throws:** Right

**Height:** 6-3

**Weight:** 205

**How Obtained:** Giants' #21 selection in 2007 First-Year Player Draft. Signed by Glenn Tufts.

**First Pro Year:** 2007

Graduated from Ransom Everglades (Coconut Grove, FL) High School...attended Duke University and University of South Florida...led Northwest League in saves (19) in 2007...named Class A Relief Pitcher of Year by MiLB. com in 2007...named to Northwest League postseason All-Star team in 2007...ranked 2nd in all of minor league baseball with 34 saves in 2008, trailing only Birmingham's Jon Link (35)...was named to South Atlantic League mid-season All-Star team...posted 3rd-most saves (tied for most in Giants' organization with Geno Espineli) in Eastern League with 19 in 2009...

Year	Club	W-L	ERA	G	GS	CG	SHO	SV	IP	H	R	ER	HR	HB	BB	SO	WP	BK
2007	Salem-Keizer-A	0-0	1.21	22	0	0	0	19	22.1	12	3	3	1	0	0	15	1	0
2008	Augusta-A	0-0	0.33	25	0	0	0	18	27.0	22	2	1	0	0	4	26	3	0
	San Jose-A	1-1	3.67	27	0	0	0	16	27.0	34	14	11	1	2	3	23	0	0
2009	Connecticut-AA	0-3	1.15	39	0	0	0	19	39.0	40	6	5	0	2	10	31	2	0
2010	ARL-Giants-R	2-0	0.00	9	0	0	0	1	10.2	7	4	0	0	0	1	7	2	0
	San Jose-A	3-0	4.05	10	0	0	0	0	13.1	11	6	6	2	0	1	11	0	0
<b>Minor League Totals</b>		<b>6-4</b>	<b>1.68</b>	<b>132</b>	<b>0</b>	<b>0</b>	<b>0</b>	<b>73</b>	<b>139.1</b>	<b>126</b>	<b>35</b>	<b>26</b>	<b>4</b>	<b>4</b>	<b>19</b>	<b>113</b>	<b>8</b>	<b>0</b>

**PANIAGUA, Armando Ariel****RHP****Born:** November 10, 1990, La Romana, DR**Resides:** La Romana, DR**Bats:** Right**Throws:** Right**Height:** 5-11**Weight:** 160**How Obtained:** Signed by Giants as non-drafted free agent, July 19, 2008.**First Pro Year:** 2008

Year	Club	W-L	ERA	G	GS	CG	SHO	SV	IP	H	R	ER	HR	HB	BB	SO	WP	BK
2008	DSL-Giants-R	1-0	0.00	4	0	0	0	1	8.1	7	0	0	0	0	6	7	0	0
2009	DSL-Giants-R	1-2	3.73	10	6	0	0	0	31.1	25	19	13	3	10	11	34	4	0
2010	ARL-Giants-R	1-1	5.13	10	9	0	0	0	33.1	41	20	19	0	3	15	30	8	0
<b>Minor League Totals</b>		<b>3-3</b>	<b>3.95</b>	<b>24</b>	<b>15</b>	<b>0</b>	<b>0</b>	<b>1</b>	<b>73.0</b>	<b>73</b>	<b>39</b>	<b>32</b>	<b>3</b>	<b>13</b>	<b>32</b>	<b>71</b>	<b>12</b>	<b>0</b>

**PARKER, Jarrett****OF****Born:** January 1, 1989, Fort Belvoir, VA**Resides:** Stafford, VA**Bats:** Left**Throws:** Left**Height:** 6-4**Weight:** 210**How Obtained:** Giants' #2 selection in 2010 First-Year Player Draft. Signed by John DiCarlo.**First Pro Year:** Signed for 2011**PARRA, Nicoll Andre****OF****Born:** July 28, 1994, Maracay, Venezuela**Resides:** Maracay, Venezuela**Bats:** Left**Throws:** Left**Height:** 5-9**Weight:** 160**How Obtained:** Signed by Giants as non-drafted free agent, Dec. 15, 2010.**First Pro Year:** Signed for 2011**PAULINO, Cristian Omar****IF****Born:** September 4, 1991, Villa Mella, DR**Resides:** Villa Mella, DR**Bats:** Right**Throws:** Right**Height:** 5-10**Weight:** 170**How Obtained:** Signed by Giants as non-drafted free agent, Sept. 17, 2009.**First Pro Year:** 2010

Was named to DSL mid-season All-Star team in 2010...

Year	Club	AVG	G	AB	R	H	2B	3B	HR	RBI	SH	SF	HP	BB-I	SO	SB-CS	E	SLG	OBP
2010	DSL-Giants-R	.251	59	215	33	54	10	0	3	38	2	6	7	20-0	51	19-6	17	.340	.327

**PILL, Brett****IF****Born:** September 9, 1984, San Dimas, CA**Resides:** Covina, CA**Bats:** Right**Throws:** Right**Height:** 6-3**Weight:** 233**How Obtained:** Giants' #7 selection in 2006 First-Year Player Draft. Signed by Ray Krawczyk.**First Pro Year:** 2006

Graduated from Covina (Covina, CA) High School...attended California State University of Fullerton and was member of 2004 NCAA Champion Titans...led South Atlantic League in 2Bs (.47) in 2007...was named to 2009 Eastern League postseason All-Star team...ranked 1st in Eastern League with 109 RBI and 4th with 19 home runs in 2009...named Eastern League Player of Week on 3 different occasions: June 29-July 6, Aug. 3-9 and Aug. 31-Sept. 8 during 2009 campaign... was Fresno Player of Month for June in 2010...named Pacific Coast League Player of Week for May 3-9, 2010...

Year	Club	AVG	G	AB	R	H	2B	3B	HR	RBI	SH	SF	HP	BB-I	SO	SB-CS	E	SLG	OBP
2006	Salem-Keizer-A	.220	60	223	37	49	16	0	5	35	0	2	3	22-1	39	3-2	3	.359	.296
2007	Augusta-A	.269	137	536	72	144	47	1	10	91	1	7	7	38-2	81	4-2	15	.416	.321
2008	San Jose-A	.266	131	458	73	122	32	0	9	65	0	9	8	33-1	85	5-2	6	.395	.321
2009	Connecticut-AA	.298	139	527	71	157	37	1	19	109	0	9	8	37-7	72	6-3	4	.480	.348
2010	Fresno-AAA	.275	140	520	63	143	34	0	16	84	0	9	8	30-2	65	7-2	5	.433	.319
<b>Minor League Totals</b>		<b>.272</b>	<b>607</b>	<b>2264</b>	<b>316</b>	<b>615</b>	<b>166</b>	<b>2</b>	<b>59</b>	<b>384</b>	<b>1</b>	<b>36</b>	<b>34</b>	<b>160-13</b>	<b>342</b>	<b>25-11</b>	<b>33</b>	<b>.425</b>	<b>.324</b>

**PROSZEK, Addison James****RHP****Born:** April 17, 1987, Chewelah, WA**Resides:** Chewelah, WA**Bats:** Right**Throws:** Right**Height:** 6-5**Weight:** 260**How Obtained:** Giants' #38 selection in 2009 First-Year Player Draft. Signed by Matt Woodward.**First Pro Year:** 2009

Attended Gonzaga University...

Year	Club	W-L	ERA	G	GS	CG	SHO	SV	IP	H	R	ER	HR	HB	BB	SO	WP	BK
2009	ARL-Giants-R	2-0	4.24	13	4	0	0	0	23.1	27	15	11	1	1	8	26	2	0
2010	ARL-Giants-R	0-0	4.15	4	0	0	0	0	4.1	4	2	2	0	0	2	6	0	0
	Salem-Keizer-A	1-1	8.85	13	0	0	0	0	20.1	26	22	20	4	1	4	18	2	0
<b>Minor League Totals</b>		<b>3-1</b>	<b>6.19</b>	<b>30</b>	<b>4</b>	<b>0</b>	<b>0</b>	<b>0</b>	<b>48.0</b>	<b>57</b>	<b>39</b>	<b>33</b>	<b>5</b>	<b>2</b>	<b>14</b>	<b>50</b>	<b>4</b>	<b>0</b>

**PUJADAS, Fernando Alfonso****C****Born:** January 2, 1992, Maracay Aragua, VZ**Resides:** Maracay Aragua, VZ**Bats:** Right**Throws:** Right**Height:** 6-1**Weight:** 170**How Obtained:** Signed by Giants as non-drafted free agent, Sept. 12, 2009.**First Pro Year:** 2010

Year	Club	AVG	G	AB	R	H	2B	3B	HR	RBI	SH	SF	HP	BB-I	SO	SB-CS	E	SLG	OBP
2010	DSL-Giants-R	.289	26	76	12	22	6	0	2	16	0	0	2	8-0	8	0-2	2	.447	.372

**QUINOWSKI, David M.****LHP****Born:** April 23, 1986, San Bernardino, CA**Resides:** Scottsdale, AZ**Bats:** Left**Throws:** Left**Height:** 5-10**Weight:** 182**How Obtained:** Giants' #46 selection in 2004 First-Year Player Draft. Signed by Lee Carballo (May 19, 2005).**First Pro Year:** 2005

Graduated from Redlands (Redlands, CA) Senior High School...attended Riverside (CA) Junior College...missed 2008 season with left elbow sprain...

Year	Club	W-L	ERA	G	GS	CG	SHO	SV	IP	H	R	ER	HR	HB	BB	SO	WP	BK
2005	Salem-Keizer-A	2-1	3.21	19	0	0	0	0	14.0	12	7	5	1	2	14	19	3	0
2006	Augusta-A	4-2	1.43	44	0	0	0	4	75.1	36	14	12	1	2	24	76	2	0
2007	San Jose-A	1-2	3.27	21	0	0	0	1	33.0	19	14	12	1	0	16	35	2	0
2008									-Injured, Did Not Pitch-									
2009	Salem Keizer-A	2-1	1.77	22	0	0	0	0	40.2	30	9	8	2	2	18	53	2	0
2010	San Jose-A	3-2	2.32	28	0	0	0	2	42.2	35	11	11	2	1	13	51	2	0
	Richmond-AA	2-0	2.84	12	0	0	0	1	12.2	10	5	4	1	1	5	14	1	0
<b>Minor League Totals</b>		<b>14-8</b>	<b>2.14</b>	<b>146</b>	<b>0</b>	<b>0</b>	<b>0</b>	<b>8</b>	<b>218.1</b>	<b>142</b>	<b>60</b>	<b>52</b>	<b>8</b>	<b>8</b>	<b>90</b>	<b>248</b>	<b>12</b>	<b>0</b>

**QUIRARTE, Edwin****RHP****Born:** December 20, 1986, Ventura, CA**Resides:** Oxnard, CA**Bats:** Right**Throws:** Right**Height:** 6-2**Weight:** 205**How Obtained:** Giants' #5 selection in 2008 First-Year Player Draft. Signed by Michael Kendall.**First Pro Year:** 2008

Graduated from Oxnard (Oxnard, CA) High School...also attended Hueneme (CA) High School...attended Cal State Northridge (CA)...was drafted by Cincinnati in 39th round of 2005 First-Year Player Draft, but did not sign...

Year	Club	W-L	ERA	G	GS	CG	SHO	SV	IP	H	R	ER	HR	HB	BB	SO	WP	BK
2008	Salem-Keizer-A	3-3	2.12	26	0	0	0	14	29.2	23	9	7	0	0	9	33	4	0
2009	San Jose-A	0-3	4.57	16	0	0	0	4	21.2	27	13	11	1	0	5	18	1	0
	Augusta-A	6-4	4.42	30	0	0	0	8	36.2	49	24	18	2	2	11	18	3	0
2010	San Jose-A	2-9	3.77	41	0	0	0	6	62.0	56	31	26	6	1	22	38	4	0
<b>Minor League Totals</b>		<b>11-19</b>	<b>3.72</b>	<b>113</b>	<b>0</b>	<b>0</b>	<b>0</b>	<b>32</b>	<b>150.0</b>	<b>155</b>	<b>77</b>	<b>62</b>	<b>9</b>	<b>3</b>	<b>47</b>	<b>107</b>	<b>12</b>	<b>0</b>

**REICHARD, Andrew T. (Andy)****RHP****Born:** December 4, 1984, State College, PA**Resides:** Orlando, FL**Bats:** Right**Throws:** Right**Height:** 6-4**Weight:** 232**How Obtained:** Giants' #13 selection in 2007 First-Year Player Draft. Signed by Sean O'Connor.**First Pro Year:** 2007

Graduated from State College (PA) High School...attended Seminole (Sanford, FL) Community College, Gloucester County (Sewell, NJ) College and Georgia College & State (Milledgeville, GA) University...helped Gloucester win National Junior College Championship in 2005...originally 35th round selection by Seattle in 2003 Draft and 49th round selection by Seattle in 2004 Draft, but did not sign...ranked 2nd in Northwest League with 2.87 ERA while playing for Salem-Keizer in 2008...

Year	Club	W-L	ERA	G	GS	CG	SHO	SV	IP	H	R	ER	HR	HB	BB	SO	WP	BK
2007	ARL-Giants-R	0-1	3.38	6	0	0	0	0	8.0	11	4	3	0	0	4	9	0	0
2008	Salem-Keizer-A	3-2	2.87	15	11	0	0	0	62.2	61	25	20	4	5	17	63	3	1
2009	Augusta-A	4-4	2.30	17	8	0	0	1	66.2	55	20	17	3	1	7	40	2	0
2010	San Jose-A	2-1	6.57	7	0	0	0	0	12.1	17	11	9	0	0	9	8	0	0
	Augusta-A	6-1	3.39	16	13	0	0	0	95.2	87	40	36	6	3	22	92	3	0
<b>Minor League Totals</b>		<b>15-9</b>	<b>3.12</b>	<b>61</b>	<b>32</b>	<b>0</b>	<b>0</b>	<b>1</b>	<b>245.1</b>	<b>231</b>	<b>100</b>	<b>85</b>	<b>13</b>	<b>9</b>	<b>59</b>	<b>212</b>	<b>8</b>	<b>1</b>

**REYES, Jose****RHP****Born:** January 3, 1991, Villa Vasquez, DR**Resides:** Villa Vasquez, DR**Bats:** Right**Throws:** Right**Height:** 6-1**Weight:** 184**How Obtained:** Signed by Giants as non-drafted free agent, June 3, 2010.**First Pro Year:** 2010

Year	Club	W-L	ERA	G	GS	CG	SHO	SV	IP	H	R	ER	HR	HB	BB	SO	WP	BK
2010	DSL-Giants-R	2-2	3.34	12	4	0	0	1	35.0	30	16	13	0	8	12	19	3	0

**RICARDO, Dashenko****C****Born:** March 1, 1990, Willemstad, Curacao**Resides:** Willemstad, Curacao**Bats:** Right**Throws:** Right**Height:** 6-0**Weight:** 207**How Obtained:** Selected by Giants in Rule 5 Draft from Baltimore, Dec. 9, 2010.**First Pro Year:** 2007

Year	Club	AVG	G	AB	R	H	2B	3B	HR	RBI	SH	SF	HP	BB-I	SO	SB-CS	E	SLG	OBP
2007	DSL Orioles-R	.297	38	111	15	33	7	1	1	19	2	2	2	8-0	32	2-0	2	.405	.350
2008	GCL Orioles-R	.169	39	136	8	23	4	0	0	8	1	0	1	4-0	33	0-0	5	.199	.199
2009	Delmarva-A	.133	6	15	2	2	1	0	0	2	0	0	0	1-0	3	0-0	1	.200	.188
	Bluefield-A	.243	49	169	13	41	8	2	0	17	1	0	2	5-0	34	3-1	7	.314	.273
2010	Bluefield-A	.241	16	58	6	14	2	1	1	4	0	0	0	1-0	14	0-1	2	.362	.254
	Aberdeen-A	.122	16	49	2	6	1	0	0	2	2	0	1	4-0	19	0-0	2	.143	.204
<b>Minor League Totals</b>		<b>.221</b>	<b>164</b>	<b>538</b>	<b>46</b>	<b>119</b>	<b>23</b>	<b>4</b>	<b>2</b>	<b>52</b>	<b>6</b>	<b>2</b>	<b>6</b>	<b>23-0</b>	<b>135</b>	<b>5-2</b>	<b>19</b>	<b>.290</b>	<b>.260</b>

**ROBLES, Alberto****IF****Born:** September 14, 1990, Maracay, VZ**Resides:** Maracay, VZ**Bats:** Right**Throws:** Right**Height:** 5-11**Weight:** 160**How Obtained:** Signed by Giants as non-drafted free agent, March 5, 2010.**First Pro Year:** 2010

Was tied for 2nd with most runs scored (50) in DSL in 2010...

Year	Club	AVG	G	AB	R	H	2B	3B	HR	RBI	SH	SF	HP	BB-I	SO	SB-CS	E	SLG	OBP
2010	DSL-Giants-R	.263	69	247	50	65	6	3	0	24	5	1	10	31-0	23	20-8	23	.312	.367

**RODRIGUEZ, Mario Abrahan****LHP****Born:** August 21, 1988, Santo Domingo, DR**Resides:** Santo Domingo, DR**Bats:** Left**Throws:** Left**Height:** 6-3**Weight:** 185**How Obtained:** Signed by Giants as non-drafted free agent, April 20, 2006.**First Pro Year:** 2006

Year	Club	W-L	ERA	G	GS	CG	SHO	SV	IP	H	R	ER	HR	HB	BB	SO	WP	BK
2006	DSL-Giants-R	5-2	1.79	14	11	0	0	0	55.1	48	17	11	2	0	21	54	5	0
2007	DSL-Giants-R	8-2	3.16	16	13	0	0	0	77.0	71	33	27	3	1	21	62	6	1
2008	ARL-Giants-R	1-1	6.75	12	0	0	0	0	17.1	26	18	13	0	0	7	15	2	0
2009	Salem-Keizer-A	1-1	5.14	23	0	0	0	0	28.0	31	18	16	2	3	12	25	5	0
2010	Salem-Keizer-A	1-2	5.36	22	0	0	0	0	43.2	51	28	26	3	0	16	42	2	1
<b>Minor League Totals</b>		<b>16-8</b>	<b>3.78</b>	<b>87</b>	<b>24</b>	<b>0</b>	<b>0</b>	<b>0</b>	<b>221.1</b>	<b>227</b>	<b>114</b>	<b>93</b>	<b>10</b>	<b>4</b>	<b>77</b>	<b>198</b>	<b>20</b>	<b>2</b>

**RODRIGUEZ, Rafael Orlando****OF****Born:** July 13, 1992, Pueblo Abajo, DR**Resides:** Pueblo Abajo, DR**Bats:** Right**Throws:** Right**Height:** 6-5**Weight:** 200**How Obtained:** Signed by Giants as non-drafted free agent, July 13, 2008.**First Pro Year:** 2009

Year	Club	AVG	G	AB	R	H	2B	3B	HR	RBI	SH	SF	HP	BB-I	SO	SB-CS	E	SLG	OBP
2009	ARL-Giants-R	.299	35	127	25	38	8	0	0	19	0	1	4	16-0	23	5-4	5	.362	.392
2010	Salem-Keizer-A	.163	12	43	3	7	0	1	0	4	0	0	2	3-0	12	1-0	0	.209	.250
	ARL-Giants-R	.301	32	123	20	37	6	0	2	14	0	4	1	5-0	23	4-2	2	.398	.323
<b>Minor League Totals</b>		<b>.280</b>	<b>79</b>	<b>293</b>	<b>48</b>	<b>82</b>	<b>14</b>	<b>1</b>	<b>2</b>	<b>37</b>	<b>0</b>	<b>5</b>	<b>7</b>	<b>24-0</b>	<b>58</b>	<b>10-6</b>	<b>7</b>	<b>.355</b>	<b>.343</b>

**RODRIGUEZ, Richard****IF****Born:** October 3, 1992, Margarita, VZ**Resides:** Margarita, VZ**Bats:** Right**Throws:** Right**Height:** 6-1**Weight:** 170**How Obtained:** Signed by Giants as non-drafted free agent, Aug. 16, 2010.**First Pro Year:** Signed for 2011

## ROGERS, Steven

RHP

**Born:** June 5, 1987, Dallas, TX

**Resides:** Dallas, TX

**Bats:** Right

**Throws:** Right

**Height:** 6-5

**Weight:** 200

**How Obtained:** Giants' #25 selection in 2009 First-Year Player Draft. Signed by Andrew Jefferson.

**First Pro Year:** 2010

Year	Club	W-L	ERA	G	GS	CG	SHO	SV	IP	H	R	ER	HR	HB	BB	SO	WP	BK
2009	Salem-Keizer-A	2-4	7.54	21	2	0	0	0	37.0	47	39	31	10	4	21	34	6	0
2010	Salem-Keizer-A	6-7	4.46	16	16	0	0	0	82.2	98	51	41	6	5	25	49	4	1
<b>Minor League Totals</b>		<b>8-11</b>	<b>5.42</b>	<b>37</b>	<b>18</b>	<b>0</b>	<b>0</b>	<b>0</b>	<b>119.2</b>	<b>145</b>	<b>90</b>	<b>72</b>	<b>16</b>	<b>9</b>	<b>46</b>	<b>83</b>	<b>10</b>	<b>1</b>

## ROIBAL, Reinier

RHP

**Born:** January 9, 1989, Santiago, Cuba

**Resides:** Cancun, Mexico

**Bats:** Right

**Throws:** Right

**Height:** 6-3

**Weight:** 210

**How Obtained:** Signed by Giants as non-drafted free agent, April 6, 2010.

**First Pro Year:** 2010

Year	Club	W-L	ERA	G	GS	CG	SHO	SV	IP	H	R	ER	HR	HB	BB	SO	WP	BK
2010	ARL-Giants-R	2-0	2.08	9	0	0	0	0	8.2	8	3	2	0	0	5	14	0	0

## ROJAS, Nestor E.

C

**Born:** November 18, 1983, Cabimas, VZ

**Resides:** Ciudad Ojeda, VZ

**Bats:** Right

**Throws:** Right

**Height:** 6-0

**Weight:** 240

**How Obtained:** Signed by Giants as non-drafted free agent, Aug. 19, 2003.

**First Pro Year:** 2004

Year	Club	AVG	G	AB	R	H	2B	3B	HR	RBI	SH	SF	HP	BB-I	SO	SB-CS	E	SLG	OBP
2004	DSL-Giants-R	.272	51	125	18	34	4	1	1	12	0	0	1	11-0	29	4-2	6	.344	.336
2005	ARL-Giants-R	.233	29	73	11	17	1	1	0	10	4	1	1	5-0	15	3-1	0	.274	.288
2006	ARL-Giants-R	.241	25	54	6	13	1	0	0	1	0	0	0	8-1	5	1-0	1	.259	.339
	Salem-Keizer-A	.250	4	8	1	2	0	0	0	1	0	0	0	0-0	2	0-0	0	.250	.250
2007	Augusta-A	.210	24	81	11	17	3	0	0	9	0	0	0	8-0	23	0-0	2	.247	.281
2008	Augusta-A	.156	36	122	10	19	5	0	0	7	5	1	1	5-0	24	0-0	7	.197	.194
	Connecticut-AA	.109	16	46	4	5	0	0	0	3	0	0	0	1-1	7	0-0	0	.109	.128
2009	Fresno-AAA	.188	24	80	9	15	2	0	0	5	1	0	0	4-0	26	0-0	1	.213	.226
	San Jose-A	.293	27	92	11	27	8	0	3	18	1	0	1	11-0	22	0-0	2	.478	.375
2010	Fresno-AAA	.238	15	42	3	10	2	0	0	3	1	0	0	1-0	5	0-1	1	.286	.256
	Richmond-AA	.313	5	16	0	5	0	0	0	0	1	0	1	0-0	1	0-0	0	.313	.353
<b>Minor League Totals</b>		<b>.222</b>	<b>256</b>	<b>739</b>	<b>84</b>	<b>164</b>	<b>26</b>	<b>2</b>	<b>4</b>	<b>69</b>	<b>13</b>	<b>2</b>	<b>5</b>	<b>54-2</b>	<b>134</b>	<b>8-4</b>	<b>20</b>	<b>.279</b>	<b>.279</b>

## ROMO, Andrew

RHP

**Born:** June 20, 1987, Brawley, CA

**Resides:** Brawley, CA

**Bats:** Right

**Throws:** Right

**Height:** 6-1

**Weight:** 230

**How Obtained:** Signed by Giants as non-drafted free agent, June 5, 2009.

**First Pro Year:** 2009

Younger brother of Giants reliever Sergio Romo...

Year	Club	W-L	ERA	G	GS	CG	SHO	SV	IP	H	R	ER	HR	HB	BB	SO	WP	BK
2009	Salem-Keizer-A	0-0	0.00	1	0	0	0	0	1.0	0	0	0	0	0	0	0	0	0
	ARL-Giants-R	1-0	5.09	12	1	0	0	0	17.2	15	10	10	1	2	11	23	3	0
2010	Fresno-AAA	0-0	5.73	7	0	0	0	0	11.0	14	7	7	1	3	6	6	0	0
	Salem-Keizer-A	2-2	2.19	12	0	0	0	1	24.2	20	6	6	1	5	5	23	4	0
	San Jose-A	0-2	8.22	3	3	0	0	0	7.2	6	7	7	1	4	9	8	3	0
<b>Minor League Totals</b>		<b>3-4</b>	<b>4.35</b>	<b>35</b>	<b>4</b>	<b>0</b>	<b>0</b>	<b>1</b>	<b>62.0</b>	<b>55</b>	<b>30</b>	<b>30</b>	<b>4</b>	<b>14</b>	<b>31</b>	<b>60</b>	<b>10</b>	<b>0</b>

**RONICK, Ari****LHP****Born:** March 25, 1986, Boulder, CO**Resides:** Boulder, CO**Bats:** Left**Throws:** Left**Height:** 6-5**Weight:** 205**How Obtained:** Giants' #12 selection in 2008 First-Year Player Draft. Signed by Matt Woodward.**First Pro Year:** 2008

Graduated from Boulder (Boulder, CO) High School...graduated from University of Portland (OR)...was drafted by Cincinnati in 38th round of 2007 First-Year Player Draft, but did not sign...posted 2nd-lowest ERA (2.65) in SAL in 2009...

Year	Club	W-L	ERA	G	GS	CG	SHO	SV	IP	H	R	ER	HR	HB	BB	SO	WP	BK
2008	Salem-Keizer-A	4-1	4.05	16	13	0	0	0	60.0	55	32	27	5	6	21	60	2	1
2009	Augusta-A	7-6	2.65	24	23	2	1	0	136.0	111	62	40	10	5	34	114	8	0
2010	San Jose-A	0-2	10.80	3	3	0	0	0	8.1	14	11	10	4	2	7	6	0	0
<b>Minor League Totals</b>		<b>11-9</b>	<b>3.39</b>	<b>43</b>	<b>39</b>	<b>2</b>	<b>1</b>	<b>0</b>	<b>204.1</b>	<b>180</b>	<b>105</b>	<b>77</b>	<b>19</b>	<b>13</b>	<b>62</b>	<b>180</b>	<b>10</b>	<b>1</b>

**ROSIN, Seth****RHP****Born:** November 2, 1988, Fargo, ND**Resides:** Shoreview, MN**Bats:** Right**Throws:** Right**Height:** 6-6**Weight:** 250**How Obtained:** Giants' #4 selection in 2010 First-Year Player Draft. Signed by Lou Colletti.**First Pro Year:** 2010

Year	Club	W-L	ERA	G	GS	CG	SHO	SV	IP	H	R	ER	HR	HB	BB	SO	WP	BK
2010	Salem-Keizer-A	1-1	4.91	6	1	0	0	0	11.0	9	6	6	0	0	1	9	1	0

**SALSBURY, Bryan Todd****RHP****Born:** October 22, 1989, Fallbrook, CA**Resides:** San Jacinto, CA**Bats:** Right**Throws:** Right**Height:** 6-3**Weight:** 215**How Obtained:** Giants' #14 selection in 2009 First-Year Player Draft. Signed by Brad Cameron.**First Pro Year:** 2009

Attended Mt. San Jacinto JC...

Year	Club	W-L	ERA	G	GS	CG	SHO	SV	IP	H	R	ER	HR	HB	BB	SO	WP	BK
2009	ARL-Giants-R	5-2	3.04	13	11	0	0	0	53.1	38	23	18	4	2	10	41	3	0
2010	Augusta-A	5-3	3.47	11	11	1	1	0	70.0	66	32	27	6	2	10	50	3	0
<b>Minor League Totals</b>		<b>10-5</b>	<b>3.28</b>	<b>24</b>	<b>22</b>	<b>1</b>	<b>1</b>	<b>0</b>	<b>123.1</b>	<b>104</b>	<b>55</b>	<b>45</b>	<b>10</b>	<b>4</b>	<b>20</b>	<b>91</b>	<b>6</b>	<b>0</b>

**SALTERS, Carlton****OF****Born:** September 15, 1987, Tallahassee, FL**Resides:** Havana, FL**Bats:** Right**Throws:** Right**Height:** 5-11**Weight:** 200**How Obtained:** Signed by Giants as non-drafted free agent, July 27, 2010.**First Pro Year:** 2010

Year	Club	AVG	G	AB	R	H	2B	3B	HR	RBI	SH	SF	HP	BB-I	SO	SB-CS	E	SLG	OBP
2010	ARL-Giants-R	.250	4	8	1	2	0	0	0	0	0	0	0	0-0	3	0-0	0	.250	.250

**SANFORD, Shawn****RHP****Born:** August 28, 1988, Vorhees, NJ**Resides:** Apollo Beach, FL**Bats:** Right**Throws:** Right**Height:** 6-0**Weight:** 200**How Obtained:** Giants' #13 selection in 2009 First-Year Player Draft. Signed by Ronald Merrill.**First Pro Year:** 2009

Attended University of South Florida...recorded 3rd-most saves (8) in ARL in 2009...

Year	Club	W-L	ERA	G	GS	CG	SHO	SV	IP	H	R	ER	HR	HB	BB	SO	WP	BK
2009	ARL-Giants-R	0-1	5.31	21	0	0	0	8	20.1	26	13	12	0	0	8	31	5	0
2010	Salem-Keizer-A	4-3	2.14	22	3	0	0	4	42.0	35	12	10	3	3	14	40	2	1
<b>Minor League Totals</b>		<b>4-4</b>	<b>3.18</b>	<b>43</b>	<b>3</b>	<b>0</b>	<b>0</b>	<b>12</b>	<b>62.1</b>	<b>61</b>	<b>25</b>	<b>22</b>	<b>3</b>	<b>3</b>	<b>22</b>	<b>71</b>	<b>7</b>	<b>1</b>

## SANTANA, Audy

RHP

**Born:** November 10, 1986, Las Matas De Farfan, DR **Resides:** Las Matas De Farfan, DR  
**Bats:** Right **Throws:** Right **Height:** 6-1 **Weight:** 200  
**How Obtained:** Signed by Giants as minor league free agent, April 8, 2009.  
**First Pro Year:** 2004

Year	Club	W-L	ERA	G	GS	CG	SHO	SV	IP	H	R	ER	HR	HB	BB	SO	WP	BK
2004	DSL-Cubs-R	1-5	3.82	14	5	0	0	1	37.2	42	27	16	0	5	8	28	0	3
2005	DSL-Cubs-R	0-3	3.09	14	3	0	0	1	32.0	33	25	11	0	3	12	23	2	0
2006	DSL-Cubs-R	1-3	3.60	12	5	0	0	0	30.0	29	14	12	1	2	11	23	1	0
2007	Boise-A	4-2	3.28	26	0	0	0	0	46.2	42	24	17	4	3	24	58	9	1
2008	Peoria-A	1-7	4.83	32	14	0	0	1	85.2	86	50	46	8	6	33	60	9	0
2009	ARL-Giants-R	2-1	1.40	17	0	0	0	0	25.2	16	4	4	0	0	3	37	2	0
2010									-Injured, Did Not Pitch-									
<b>Minor League Totals</b>		<b>9-21</b>	<b>3.70</b>	<b>115</b>	<b>27</b>	<b>0</b>	<b>0</b>	<b>3</b>	<b>257.2</b>	<b>248</b>	<b>144</b>	<b>106</b>	<b>13</b>	<b>19</b>	<b>91</b>	<b>229</b>	<b>23</b>	<b>4</b>

## SANTIAGO, Gaspar

LHP

**Born:** September 23, 1989, Bayamon, PR **Resides:** Vega Baja, PR  
**Bats:** Left **Throws:** Left **Height:** 6-1 **Weight:** 195  
**How Obtained:** Giants' #28 selection in 2010 First-Year Player Draft. Signed by Joe Salerno.  
**First Pro Year:** 2010

Year	Club	W-L	ERA	G	GS	CG	SHO	SV	IP	H	R	ER	HR	HB	BB	SO	WP	BK
2010	ARL-Giants-R	1-1	3.00	13	2	0	0	0	15.0	16	6	5	0	0	7	15	0	0

## SARTOR, Matthew

RHP

**Born:** August 18, 1984, Irving, TX **Resides:** Irving, TX  
**Bats:** Right **Throws:** Right **Height:** 6-6 **Weight:** 250  
**How Obtained:** Selected by Giants in Rule 5 Draft from Los Angeles Dodgers, Dec. 9, 2010.  
**First Pro Year:** 2007

Year	Club	W-L	ERA	G	GS	CG	SHO	SV	IP	H	R	ER	HR	HB	BB	SO	WP	BK
2007	Ogden-R	0-1	3.44	10	0	0	0	2	18.1	10	8	7	3	1	5	25	2	0
2008	Great Lakes-A	4-2	3.83	25	0	0	0	4	51.2	41	23	22	6	0	17	66	0	0
	Inland Empire-A	4-3	2.15	20	0	0	0	1	37.2	37	15	9	1	0	7	40	1	0
2009	Chattanooga-AA	4-6	4.27	49	0	0	0	11	71.2	65	39	34	7	1	28	76	11	0
2010	Chattanooga-AA	1-3	7.50	14	0	0	0	0	18.0	28	17	15	1	2	7	20	1	0
	Inland Empire-A	3-6	2.88	32	0	0	0	8	40.2	36	13	13	0	1	21	51	8	0
<b>Minor League Totals</b>		<b>16-21</b>	<b>3.78</b>	<b>150</b>	<b>0</b>	<b>0</b>	<b>0</b>	<b>26</b>	<b>238.0</b>	<b>217</b>	<b>115</b>	<b>100</b>	<b>18</b>	<b>5</b>	<b>85</b>	<b>278</b>	<b>23</b>	<b>0</b>

## SCHOOP, Sharlon

IF

**Born:** April 15, 1987, Willemstad, Curacao **Resides:** Willemstad, Curacao  
**Bats:** Right **Throws:** Right **Height:** 6-2 **Weight:** 191  
**How Obtained:** Signed by Giants as non-drafted free agent, March 30, 2004.  
**First Pro Year:** 2004

Participated in 2009 WBC with Netherlands...

Year	Club	AVG	G	AB	R	H	2B	3B	HR	RBI	SH	SF	HP	BB-I	SO	SB-CS	E	SLG	OBP
2004	DSL-Giants-R	.251	59	199	40	50	11	3	0	24	2	3	6	27-0	22	8-3	16	.337	.353
2005	ARL-Giants-R	.254	48	169	29	43	4	0	1	19	7	1	5	14-0	18	10-4	8	.296	.328
2006	ARL-Giants-R	.310	38	126	29	39	7	1	1	21	2	2	4	26-2	15	8-3	9	.405	.437
	Salem-Keizer-A	.286	4	7	1	2	0	0	0	1	0	0	1	2-0	0	0-0	0	.286	.500
2007	Augusta-A	.235	42	136	18	32	6	0	1	19	1	1	2	8-1	32	4-3	5	.301	.286
	Salem-Keizer-A	.284	58	190	30	54	12	5	4	29	6	5	6	15-1	35	2-4	9	.463	.347
2008	San Jose-A	.246	125	398	54	98	18	1	7	52	8	7	2	35-0	88	7-3	21	.349	.305
2009	Connecticut-AA	.241	105	320	36	77	15	0	3	36	5	2	5	20-0	63	6-5	7	.316	.294
2010	Augusta-A	.281	26	89	10	25	2	1	0	9	0	1	1	7-0	20	3-2	0	.326	.337
	Richmond-AA	.273	52	183	19	50	9	0	2	25	1	2	0	13-2	34	1-1	6	.355	.318
<b>Minor League Totals</b>		<b>.260</b>	<b>498</b>	<b>1618</b>	<b>226</b>	<b>420</b>	<b>73</b>	<b>8</b>	<b>19</b>	<b>211</b>	<b>30</b>	<b>21</b>	<b>26</b>	<b>140-6</b>	<b>305</b>	<b>41-25</b>	<b>81</b>	<b>.350</b>	<b>.325</b>

**SCHUMER, Justin****RHP****Born:** August 2, 1988, Houston, TX**Resides:** Charlotte, NC**Bats:** Right **Throws:** Right**Height:** 6-0 **Weight:** 180**How Obtained:** Signed by Giants as non-drafted free agent, July 14, 2010.**First Pro Year:** 2010

Year	Club	W-L	ERA	G	GS	CG	SHO	SV	IP	H	R	ER	HR	HB	BB	SO	WP	BK
2010	ARL-Giants-R	1-0	0.00	3	1	0	0	0	5.2	3	0	0	0	0	4	4	1	0
	Salem-Keizer-A	1-0	1.27	6	4	0	0	0	21.1	16	6	3	0	2	9	14	2	1
<b>Minor League Totals</b>		<b>2-0</b>	<b>1.00</b>	<b>9</b>	<b>5</b>	<b>0</b>	<b>0</b>	<b>0</b>	<b>27.0</b>	<b>19</b>	<b>6</b>	<b>3</b>	<b>0</b>	<b>2</b>	<b>13</b>	<b>18</b>	<b>3</b>	<b>1</b>

**SCOMA, Ryan****OF****Born:** September 12, 1987, Redwood City, CA**Resides:** San Carlos, CA**Bats:** Left **Throws:** Right**Height:** 6-2 **Weight:** 180**How Obtained:** Giants' #36 selection in 2009 First-Year Player Draft. Signed by Keith Snider.**First Pro Year:** 2009

Attended University of California, Davis...had 5th-most hits (81) and 6th-highest avg. (.310) in NWL in 2010...  
 was NWL player of week June 28-July 4, 2010...was named to NWL in-season All-Star team in 2010...

Year	Club	AVG	G	AB	R	H	2B	3B	HR	RBI	SH	SF	HP	BB-I	SO	SB-CS	E	SLG	OBP
2009	ARL-Giants-R	.270	25	100	10	27	6	1	0	14	0	1	1	8-0	19	2-0	1	.350	.327
2010	Salem-Keizer-A	.310	68	261	33	81	13	1	3	34	0	0	2	26-1	38	4-2	2	.402	.377
<b>Minor League Totals</b>		<b>.299</b>	<b>93</b>	<b>361</b>	<b>43</b>	<b>108</b>	<b>19</b>	<b>2</b>	<b>3</b>	<b>48</b>	<b>0</b>	<b>1</b>	<b>3</b>	<b>34-1</b>	<b>57</b>	<b>6-2</b>	<b>3</b>	<b>.388</b>	<b>.363</b>

**SHACKLEFORD, Stephen****RHP****Born:** May 5, 1989, Louisville, KY**Resides:** Louisville, KY**Bats:** Right **Throws:** Right**Height:** 6-2 **Weight:** 200**How Obtained:** Giants' #35 selection in 2010 First-Year Player Draft. Signed by Sean O'Conner.**First Pro Year:** 2010

Year	Club	W-L	ERA	G	GS	CG	SHO	SV	IP	H	R	ER	HR	HB	BB	SO	WP	BK
2010	ARL-Giants-R	1-1	1.89	12	0	0	0	1	19.0	11	4	4	0	3	5	26	1	0
	Salem-Keizer-A	1-1	1.23	9	0	0	0	0	14.2	13	8	2	0	0	9	15	2	0
<b>Minor League Totals</b>		<b>2-2</b>	<b>1.60</b>	<b>21</b>	<b>0</b>	<b>0</b>	<b>0</b>	<b>1</b>	<b>33.2</b>	<b>24</b>	<b>12</b>	<b>6</b>	<b>0</b>	<b>3</b>	<b>14</b>	<b>41</b>	<b>3</b>	<b>0</b>

**SHADLE, Jacob****RHP****Born:** April 25, 1990, Putallup, WA**Resides:** Graham, WA**Bats:** Right **Throws:** Right**Height:** 6-2 **Weight:** 180**How Obtained:** Giants' #44 selection in 2010 First-Year Player Draft. Signed by Matt Woodward.**First Pro Year:** 2010

Year	Club	W-L	ERA	G	GS	CG	SHO	SV	IP	H	R	ER	HR	HB	BB	SO	WP	BK
2010	ARL-Giants-R	1-0	7.29	15	1	0	0	1	21.0	25	18	17	2	4	13	30	5	0

**SIM, Eric****C****Born:** January 3, 1989, Buson, South Korea**Resides:** Abbotsford, Canada**Bats:** Right **Throws:** Right**Height:** 6-2 **Weight:** 220**How Obtained:** Giants' #27 selection in 2010 First-Player Draft. Signed by Ronald Merrill.**First Pro Year:** 2010

Year	Club	AVG	G	AB	R	H	2B	3B	HR	RBI	SH	SF	HP	BB-I	SO	SB-CS	E	SLG	OBP
2010	ARL-Giants-R	.108	11	37	2	4	0	0	0	1	1	0	3	2-0	8	0-0	2	.108	.214

**SIMMONS, James Lewis III****OF****Born:** September 3, 1985, Irving, TX**Resides:** Dallas, TX**Bats:** Right **Throws:** Right**Height:** 6-3 **Weight:** 202**How Obtained:** Giants' #24 selection in 2005 First-Player Draft. Signed by Todd Thomas.**First Pro Year:** 2006

Graduated from Nimitz (Irving, TX) High School...attended Vernon Regional (Vernon, TX) Junior College...

Year	Club	AVG	G	AB	R	H	2B	3B	HR	RBI	SH	SF	HP	BB-I	SO	SB-CS	E	SLG	OBP
2006	ARL-Giants-R	.278	42	126	26	35	9	1	1	9	1	1	1	16-0	33	2-2	2	.389	.361
2007	San Jose-A	.100	4	10	1	1	0	0	0	1	0	0	0	1-0	3	2-0	2	.100	.182
	Augusta-A	.193	56	176	29	34	7	5	3	19	0	1	4	21-0	64	13-6	3	.341	.292
	ARL-Giants-R	.187	27	91	14	17	1	4	1	13	0	1	1	11-0	35	1-0	2	.319	.279
2008	Augusta-A	.232	107	354	49	82	12	3	5	37	7	2	1	22-0	132	25-10	3	.325	.277
2009	Augusta-A	.252	99	286	44	72	17	2	4	35	4	2	8	31-0	85	15-1	3	.367	.339
2010	San Jose-A	.252	105	317	56	80	16	5	12	47	1	1	5	37-1	112	19-7	3	.448	.339
<b>Minor League Totals</b>		<b>.236</b>	<b>440</b>	<b>1360</b>	<b>219</b>	<b>321</b>	<b>62</b>	<b>20</b>	<b>26</b>	<b>161</b>	<b>13</b>	<b>8</b>	<b>20</b>	<b>139-1</b>	<b>464</b>	<b>77-26</b>	<b>18</b>	<b>.368</b>	<b>.314</b>

## SOTELO, Ronny

C

**Born:** November 13, 1993, Leon, Nicaragua

**Resides:** Leon, Nicaragua

**Bats:** Right

**Throws:** Right

**Height:** 5-10

**Weight:** 180

**How Obtained:** Signed by Giants as non-drafted free agent, Nov. 8, 2010.

**First Pro Year:** Signed for 2011

## SOTO, Cesar Alberto

IF

**Born:** April 17, 1991, Palo Negro, VZ

**Resides:** Palo Negro, VZ

**Bats:** Switch

**Throws:** Right

**Height:** 5-11

**Weight:** 170

**How Obtained:** Signed by Giants as non-drafted free agent, Dec. 12, 2008.

**First Pro Year:** 2009

Year	Club	AVG	G	AB	R	H	2B	3B	HR	RBI	SH	SF	HP	BB-I	SO	SB-CS	E	SLG	OBP
2009	DSL-Giants-R	.190	60	179	32	34	4	0	0	8	5	0	10	37-0	45	6-5	18	.212	.358
2010	DSL-Giants-R	.226	62	168	23	38	3	0	0	19	9	1	2	34-0	35	0-2	4	.244	.361
<b>Minor League Totals</b>		<b>.207</b>	<b>122</b>	<b>347</b>	<b>55</b>	<b>72</b>	<b>7</b>	<b>0</b>	<b>0</b>	<b>27</b>	<b>14</b>	<b>1</b>	<b>12</b>	<b>71-0</b>	<b>80</b>	<b>6-7</b>	<b>22</b>	<b>.228</b>	<b>.360</b>

## STALEY, Joe

C

**Born:** May 8, 1989, Dallas, TX

**Resides:** Celina, TX

**Bats:** Switch

**Throws:** Right

**Height:** 6-1

**Weight:** 230

**How Obtained:** Giants' #8 selection in 2010 First-Year Player Draft. Signed by Todd Thomas and Brad Cameron.

**First Pro Year:** 2010

Year	Club	AVG	G	AB	R	H	2B	3B	HR	RBI	SH	SF	HP	BB-I	SO	SB-CS	E	SLG	OBP
2010	ARL-Giants-R	.250	33	124	17	31	9	1	5	25	0	2	3	9-0	35	2-1	3	.460	.312

## STOLP, Eric Anderson

RHP

**Born:** August 18, 1984, Ojai, CA

**Resides:** Oakhurst, CA

**Bats:** Right

**Throws:** Right

**Height:** 6-3

**Weight:** 212

**How Obtained:** Giants' #14 selection in 2006 First-Year Player Draft. Signed by Keith Snider.

**First Pro Year:** 2006

Graduated from Yosemite (Oakhurst, CA) High School...attended University of Pacific (Stockton, CA)...

Year	Club	W-L	ERA	G	GS	CG	SHO	SV	IP	H	R	ER	HR	HB	BB	SO	WP	BK
2006	Salem-Keizer-A	0-1	2.93	14	0	0	0	0	30.2	27	14	10	0	4	11	20	5	0
2007	Salem-Keizer-A	0-0	10.12	3	0	0	0	0	2.2	4	3	3	0	2	2	4	1	0
	ARL-Giants-R	0-0	0.00	5	0	0	0	0	6.0	4	4	0	0	0	3	4	0	0
2008	Salem-Keizer-A	3-1	2.68	19	0	0	0	1	40.1	31	15	12	0	5	15	22	2	0
2009	Augusta-A	3-2	4.17	32	6	0	0	0	77.2	91	44	36	4	6	29	24	3	0
2010	San Jose-A	6-8	4.86	31	12	0	0	0	103.2	116	65	56	11	8	37	49	7	0
<b>Minor League Totals</b>		<b>12-12</b>	<b>4.03</b>	<b>104</b>	<b>18</b>	<b>0</b>	<b>0</b>	<b>1</b>	<b>261.0</b>	<b>273</b>	<b>145</b>	<b>117</b>	<b>15</b>	<b>25</b>	<b>97</b>	<b>123</b>	<b>18</b>	<b>0</b>

## STROMSMOE, Skyler Emerson

IF

**Born:** March 30, 1984, Bow Island, Canada

**Resides:** Dallas, TX

**Bats:** Switch

**Throws:** Right

**Height:** 5-10

**Weight:** 170

**How Obtained:** Signed by Giants as non-drafted free agent, May 31, 2007.

**First Pro Year:** 2007

Attended Longview (Lees Summit, MO) College and Southern Arkansas University...ranked 2nd nationally in NCAA Division II in stolen bases (52 of 55)...

Year	Club	AVG	G	AB	R	H	2B	3B	HR	RBI	SH	SF	HP	BB-I	SO	SB-CS	E	SLG	OBP
2007	ARL-Giants-R	.290	28	62	16	18	3	0	2	11	1	0	4	11-0	9	7-1	1	.435	.429
2008	Augusta-A	.200	19	55	6	11	0	0	0	0	0	0	1	10-0	9	2-1	3	.200	.333
	Salem-Keizer-A	.250	12	44	6	11	0	0	0	0	1	0	1	5-0	6	3-1	1	.250	.340
2009	Salem-Keizer-A	.222	2	9	2	2	0	0	0	1	0	0	0	0-0	0	0-0	0	.222	.222
	San Jose-A	.267	44	101	17	27	7	1	2	15	3	2	3	10-0	19	1-0	5	.416	.345
	Fresno-AAA	.000	3	3	0	0	0	0	0	0	0	0	0	0-0	2	0-0	0	.000	.000
2010	Richmond-AA	.239	47	142	11	34	3	1	2	7	5	1	2	7-0	34	6-0	2	.317	.283
	Augusta-A	.195	25	87	18	17	5	1	0	12	1	5	4	13-0	16	6-1	1	.276	.312
<b>Minor League Totals</b>		<b>.239</b>	<b>180</b>	<b>503</b>	<b>76</b>	<b>120</b>	<b>18</b>	<b>3</b>	<b>6</b>	<b>46</b>	<b>11</b>	<b>8</b>	<b>15</b>	<b>56-0</b>	<b>95</b>	<b>25-4</b>	<b>13</b>	<b>.322</b>	<b>.328</b>

**SURKAMP, Eric M.****LHP****Born:** July 16, 1987, Cincinnati, OH**Resides:** Cincinnati, OH**Bats:** Left**Throws:** Left**Height:** 6-5**Weight:** 220**How Obtained:** Giants' #6 selection in 2008 First-Year Player Draft. Signed by Pat Portugal.**First Pro Year:** 2008

Attended North Carolina State University...went 5-2 with 4.39 ERA and 89 strikeouts in 14 starts for Wolfpack in 2008...played for Team USA and Cape Cod League in summer of 2007...recorded most strikeouts in Giants system with 169, which was 2nd-most in SAL in 2009, while posting 3rd-most wins (11) in SAL...was CAL pitcher of week May 10-16 and July 5-11, 2010...was SJ Giants pitcher of month in May in 2010...was named to 2010 in-season and postseason All-Star teams in CAL...

Year	Club	W-L	ERA	G	GS	CG	SHO	SV	IP	H	R	ER	HR	HB	BB	SO	WP	BK
2008	ARL-Giants-R	0-0	2.70	2	0	0	0	0	3.1	3	1	1	0	0	0	7	0	0
	Salem-Keizer-A	0-2	6.43	5	4	0	0	0	14.0	20	10	10	1	1	5	16	0	0
2009	Augusta-A	11-5	3.30	23	23	2	0	0	131.0	129	57	48	6	4	39	169	9	0
2010	San Jose-A	4-2	3.11	17	17	1	1	0	101.1	79	39	35	5	6	22	108	5	0
<b>Minor League Totals</b>		<b>15-9</b>	<b>3.39</b>	<b>47</b>	<b>44</b>	<b>3</b>	<b>1</b>	<b>0</b>	<b>249.2</b>	<b>231</b>	<b>107</b>	<b>94</b>	<b>12</b>	<b>11</b>	<b>65</b>	<b>300</b>	<b>14</b>	<b>0</b>

**TOOLE, Jeremy Lamond****RHP****Born:** June 17, 1988, Huntsville, TX**Resides:** Huntsville, TX**Bats:** Right**Throws:** Right**Height:** 6-4**Weight:** 235**How Obtained:** Giants' #10 selection in 2009 First-Year Player Draft. Signed by Chuck Hensley.**First Pro Year:** 2009

Year	Club	W-L	ERA	G	GS	CG	SHO	SV	IP	H	R	ER	HR	HB	BB	SO	WP	BK
2009	Salem-Keizer-A	1-4	2.74	13	10	0	0	0	46.0	42	17	14	1	0	20	41	3	2
2010	Augusta-A	6-5	3.87	24	17	0	0	1	97.2	93	52	42	3	8	37	75	6	0
<b>Minor League Totals</b>		<b>7-9</b>	<b>3.51</b>	<b>37</b>	<b>27</b>	<b>0</b>	<b>0</b>	<b>1</b>	<b>143.2</b>	<b>135</b>	<b>69</b>	<b>56</b>	<b>4</b>	<b>8</b>	<b>57</b>	<b>116</b>	<b>9</b>	<b>2</b>

**UTRIA, Luis****LHP****Born:** September 9, 1992, Sincelejo, Colombia**Resides:** Sincelejo, Colombia**Bats:** Left**Throws:** Left**Height:** 5-11**Weight:** 170**How Obtained:** Signed by Giants as non-drafted free agent, Feb. 22, 2010.**First Pro Year:** 2010

Year	Club	W-L	ERA	G	GS	CG	SHO	SV	IP	H	R	ER	HR	HB	BB	SO	WP	BK
2010	DSL-Giants-R	1-1	3.72	9	0	0	0	2	29.0	25	13	12	2	0	12	19	1	0

**VALDEZ, Jose Antonio****RHP****Born:** August 1, 1988, Sabana Palenque, DR**Resides:** Sabana Palenque, DR**Bats:** Right**Throws:** Right**Height:** 6-5**Weight:** 210**How Obtained:** Signed by Giants as non-drafted free agent, June 20, 2005.**First Pro Year:** 2005

Year	Club	W-L	ERA	G	GS	CG	SHO	SV	IP	H	R	ER	HR	HB	BB	SO	WP	BK
2005	DSL-Giants-R	2-1	3.12	10	9	0	0	0	34.2	36	15	12	1	4	12	35	3	1
2006	ARL-Giants-R	1-3	7.38	12	8	0	0	0	39.0	48	36	32	3	5	25	40	6	4
2007	ARL-Giants-R	0-4	6.95	11	11	0	0	0	33.2	34	28	26	1	6	33	43	8	3
2008									-Injured, Did Not Pitch-									
2009	Salem-Kiezer-A	3-3	4.33	16	5	0	0	0	35.1	24	20	17	2	4	18	36	8	1
2010	Augusta-A	4-3	3.30	40	0	0	0	1	60.0	57	26	22	2	4	37	68	8	1
<b>Minor League Totals</b>		<b>10-14</b>	<b>4.84</b>	<b>89</b>	<b>33</b>	<b>0</b>	<b>0</b>	<b>1</b>	<b>202.2</b>	<b>199</b>	<b>125</b>	<b>109</b>	<b>9</b>	<b>23</b>	<b>125</b>	<b>222</b>	<b>33</b>	<b>10</b>

**VASQUEZ, Luis Alfredo****C****Born:** March 20, 1991, Maturin, VZ**Resides:** Maturin, VZ**Bats:** Left**Throws:** Right**Height:** 5-10**Weight:** 170**How Obtained:** Signed by Giants as non-drafted free agent, Dec. 12, 2008.**First Pro Year:** 2009

Year	Club	AVG	G	AB	R	H	2B	3B	HR	RBI	SH	SF	HP	BB-I	SO	SB-CS	E	SLG	OBP
2009	DSL-Giants-R	.216	27	74	11	16	1	0	0	4	1	0	0	11-0	14	2-0	3	.230	.318
2010	DSL-Giants-R	.281	35	128	14	36	6	0	2	26	0	3	1	16-0	26	1-1	2	.375	.358
<b>Minor Totals</b>		<b>.257</b>	<b>62</b>	<b>202</b>	<b>25</b>	<b>52</b>	<b>7</b>	<b>0</b>	<b>2</b>	<b>30</b>	<b>1</b>	<b>3</b>	<b>1</b>	<b>27-0</b>	<b>40</b>	<b>3-1</b>	<b>5</b>	<b>.322</b>	<b>.343</b>

## VAZQUEZ, Kyle

RHP

**Born:** June 29, 1989, New Britain, CT

**Resides:** New Britain, CT

**Bats:** Right

**Throws:** Right

**Height:** 6-4

**Weight:** 225

**How Obtained:** Giants' #15 selection in 2009 First-Year Player Draft. Signed by Glenn Tufts.

**First Pro Year:** 2009

Attended Belhaven University...was Augusta pitcher of month for April in 2010...

Year	Club	W-L	ERA	G	GS	CG	SHO	SV	IP	H	R	ER	HR	HB	BB	SO	WP	BK
2009	Salem-Keizer-A	3-1	3.66	17	3	0	0	0	39.1	26	19	16	4	1	15	38	4	0
2010	Augusta-A	4-3	4.84	17	12	0	0	0	74.1	79	45	40	4	2	28	46	2	2
<b>Minor League Totals</b>		<b>7-4</b>	<b>4.43</b>	<b>34</b>	<b>15</b>	<b>0</b>	<b>0</b>	<b>0</b>	<b>113.2</b>	<b>105</b>	<b>64</b>	<b>56</b>	<b>8</b>	<b>3</b>	<b>43</b>	<b>84</b>	<b>6</b>	<b>2</b>

## VESSELLA, Thomas

LHP

**Born:** Oct. 12, 1985, Van Nuys, CA

**Resides:** Burbank, CA

**Bats:** Right

**Throws:** Left

**Height:** 6-6

**Weight:** 205

**How Obtained:** Signed by Giants as minor league free agent, Jan. 4, 2011.

**First Pro Year:** 2006

Was drafted by Houston in 11th round of 2006 First-Year Player Draft...

Year	Club	W-L	ERA	G	GS	CG	SHO	SV	IP	H	R	ER	HR	HB	BB	SO	WP	BK
2006	Greenville-R	1-5	4.60	13	9	0	0	0	43.0	48	25	22	2	1	17	30	5	0
2007	Tri-City-A	2-7	4.62	15	15	0	0	0	72.0	80	46	37	2	6	23	52	9	0
2008	Lexington-A	1-3	6.83	6	5	0	0	0	29.0	38	22	22	6	3	6	13	2	0
2009	Lake Erie-I	0-0	7.71	2	2	0	0	0	7.0	9	7	6	1	2	7	4	2	1
2010	Evansville-I	0-2	7.11	6	0	0	0	0	6.1	8	8	5	0	1	4	1	2	0
<b>Minor League Totals</b>		<b>4-17</b>	<b>5.26</b>	<b>42</b>	<b>31</b>	<b>0</b>	<b>0</b>	<b>0</b>	<b>157.1</b>	<b>183</b>	<b>108</b>	<b>92</b>	<b>11</b>	<b>13</b>	<b>57</b>	<b>100</b>	<b>19</b>	<b>1</b>

## VILLEGAS, Ydwin David

IF

**Born:** September 1, 1990, Valencia Carabobo, VZ

**Resides:** Valencia Carabobo, VZ

**Bats:** Switch

**Throws:** Right

**Height:** 5-10

**Weight:** 165

**How Obtained:** Signed by Giants as non-drafted free agent, Feb. 22, 2008.

**First Pro Year:** 2008

Year	Club	AVG	G	AB	R	H	2B	3B	HR	RBI	SH	SF	HP	BB-I	SO	SB-CS	E	SLG	OBP
2008	DSL-Giants-R	.219	67	219	40	48	7	1	0	25	7	3	5	40-0	36	13-7	14	.260	.348
2009	ARL-Giants-R	.302	40	159	28	48	6	1	0	21	3	1	2	9-0	21	12-3	12	.352	.345
	Salem-Keizer-A	.375	3	8	1	3	0	0	0	2	0	0	0	1-0	2	0-0	1	.375	.444
2010	Augusta-A	.189	79	264	20	50	9	1	1	24	7	1	0	9-0	55	1-2	10	.242	.215
<b>Minor League Totals</b>		<b>.229</b>	<b>189</b>	<b>650</b>	<b>89</b>	<b>149</b>	<b>22</b>	<b>3</b>	<b>1</b>	<b>72</b>	<b>17</b>	<b>5</b>	<b>7</b>	<b>59-0</b>	<b>114</b>	<b>26-12</b>	<b>37</b>	<b>.277</b>	<b>.298</b>

## VOLQUEZ, Yeiny Richinel

RHP

**Born:** November 29, 1990, Galva de Neyba, DR

**Resides:** Galva de Neyba, DR

**Bats:** Right

**Throws:** Right

**Height:** 6-1

**Weight:** 190

**How Obtained:** Signed by Giants as non-drafted free agent, Nov. 20, 2009.

**First Pro Year:** 2010

Year	Club	W-L	ERA	G	GS	CG	SHO	SV	IP	H	R	ER	HR	HB	BB	SO	WP	BK
2010	DSL-Giants-R	3-3	2.40	13	4	0	0	1	45.0	36	19	12	0	0	14	24	0	0

## WALLS, Jason D.

RHP

**Born:** February 22, 1988, Valley, AL

**Resides:** Valley, AL

**Bats:** Right

**Throws:** Right

**Height:** 6-5

**Weight:** 205

**How Obtained:** Giants' #19 selection in 2009 First-Year Player Draft. Signed by Andrew Jefferson.

**First Pro Year:** 2010

Attended Troy University...

Year	Club	W-L	ERA	G	GS	CG	SHO	SV	IP	H	R	ER	HR	HB	BB	SO	WP	BK
2010	ARL-Giants-R	2-0	6.75	14	0	0	0	0	14.2	14	11	11	1	0	20	11	5	0

**WEEKS, Joel Thomas****C****Born:** November 30, 1984, Long Beach, CA**Resides:** Cypress, CA**Bats:** Left**Throws:** Right**Height:** 5-9**Weight:** 185**How Obtained:** Signed by Giants as non-drafted free agent, June 16, 2008.**First Pro Year:** 2008

Graduated from West Torrance (Torrance, CA) High School...attended Cal State Fullerton...batted .322 (73-for-227) during his senior season at CS Fullerton...

Year	Club	AVG	G	AB	R	H	2B	3B	HR	RBI	SH	SF	HP	BB-I	SO	SB-CS	E	SLG	OBP
2008	ARL-Giants-R	.248	33	101	16	25	4	0	0	11	3	1	1	11-0	17	4-2	3	.287	.325
2009	Augusta-A	.040	14	25	1	1	0	0	0	3	0	0	0	4-0	8	0-0	2	.040	.172
	Salem-Keizer-A	.294	31	102	16	30	4	0	4	15	3	1	1	11-0	13	1-2	5	.451	.365
2010	San Jose-A	.277	69	206	25	57	12	0	4	24	0	2	2	16-1	32	4-1	13	.393	.332
<b>Minor League Totals</b>		<b>.260</b>	<b>147</b>	<b>434</b>	<b>58</b>	<b>113</b>	<b>20</b>	<b>0</b>	<b>8</b>	<b>53</b>	<b>6</b>	<b>4</b>	<b>4</b>	<b>42-1</b>	<b>70</b>	<b>9-5</b>	<b>23</b>	<b>.362</b>	<b>.329</b>

**WESTCOTT, Craig S.****RHP****Born:** March 1, 1986, New Orleans, LA**Resides:** Chalmette, LA**Bats:** Right**Throws:** Right**Height:** 6-4**Weight:** 215**How Obtained:** Giants' #30 selection in 2009 First-Year Player Draft. Signed by Andrew Jefferson.**First Pro Year:** 2009

Attended Belhaven College...was named as Northwest League pitcher of week Aug. 17-23 in 2009...was SJ Giants pitcher of month for April and June, 2010...was named to 2010 mid-season All-Star team in CAL...

Year	Club	W-L	ERA	G	GS	CG	SHO	SV	IP	H	R	ER	HR	HB	BB	SO	WP	BK
2009	ARL-Giants-R	4-0	0.69	7	0	0	0	0	13.0	4	2	1	0	0	3	21	3	1
	Salem-Keizer-A	3-0	3.26	7	7	0	0	0	30.1	28	11	11	1	4	9	42	4	1
2010	San Jose-A	6-0	1.83	13	13	0	0	0	68.2	63	19	14	3	2	32	53	5	0
	Richmond-AA	3-3	5.13	13	13	0	0	0	66.2	76	42	38	9	3	28	48	4	0
<b>Minor League Totals</b>		<b>16-3</b>	<b>3.22</b>	<b>40</b>	<b>33</b>	<b>0</b>	<b>0</b>	<b>0</b>	<b>178.2</b>	<b>171</b>	<b>74</b>	<b>64</b>	<b>13</b>	<b>9</b>	<b>72</b>	<b>164</b>	<b>16</b>	<b>2</b>

**WHEELER, Zachary Harrison****RHP****Born:** May 30, 1990, Smyrna, GA**Resides:** Smyrna, GA**Bats:** Right**Throws:** Right**Height:** 6-4**Weight:** 185**How Obtained:** Giants' #1 selection in 2009 First-Year Player Draft. Signed by Sean O'Connor.**First Pro Year:** 2010

Graduated from East Paulding (GA) High School...named Gatorade Georgia Player of the Year for 2008-09 season, posting 9-0 record with 0.54 ERA...set East Paulding High School record 149 strikeouts in 76.0 innings...tossed his 1st no-hitter of his career against Mill Creek in second round of Class AAAAA state playoffs...hit .280 as designated hitter for his high school team with HR...fashioned 8-3 record with 1.31 ERA and 127 strikeouts in 64.1 innings and was named 2008 AAAA Region Pitcher of Year...older brother Adam was selected by New York-AL in 13th round of 2001 round and pitched 4 years in minor leagues...entered 2010 season as Giants' 3rd best prospect by *Baseball America*...participated in 2010 Futures game during MLB All-Star festivities in Anaheim...

Year	Club	W-L	ERA	G	GS	CG	SHO	SV	IP	H	R	ER	HR	HB	BB	SO	WP	BK
2010	Augusta-A	3-3	3.99	21	13	0	0	0	58.2	47	27	26	0	7	38	70	13	2

**WHITAKER, Craig****RHP****Born:** November 19, 1984, Lufkin, TX**Resides:** Lufkin, TX**Bats:** Right**Throws:** Right**Height:** 6-4**Weight:** 210**How Obtained:** Giants' sandwich pick in 2003 First-Year Player Draft. Signed by Tom Korenek.**First Pro Year:** 2003

Graduated from Lufkin (Lufkin, TX) High School in 2003...was named to 2004 Northwest League in-season All-Star team...was non-roster invitee to Giants' spring camp last season...

Year	Club	W-L	ERA	G	GS	CG	SHO	SV	IP	H	R	ER	HR	HB	BB	SO	WP	BK
2003	ARL-Giants-R	0-1	1.69	3	1	0	0	0	5.1	2	2	1	0	1	4	8	1	0
2004	Salem-Keizer-A	4-2	3.44	15	15	0	0	0	70.2	58	33	27	4	6	43	77	14	0
2005	Augusta-A	3-4	4.66	29	6	0	0	5	58.0	54	36	30	3	7	39	72	8	1
2006	San Jose-A	0-0	4.50	1	1	0	0	0	2.0	2	1	1	0	0	1	1	1	0
	Salem-Keizer-A	2-1	3.86	4	4	0	0	0	18.2	13	9	8	1	1	13	15	1	0
2007	ARL-Giants-R	0-0	6.00	2	0	0	0	0	3.0	1	2	2	0	0	3	3	0	0
	Augusta-A	0-0	7.08	13	0	0	0	1	20.1	24	18	16	1	2	12	17	9	0
	Connecticut-AA	0-0	36.00	1	0	0	0	0	1.0	1	4	4	0	0	3	1	1	0
2008	San Jose-A	2-3	4.88	42	0	0	0	1	59.0	46	40	32	6	7	46	59	19	1
2009	San Jose-A	1-1	3.89	26	0	0	0	0	41.2	25	19	18	0	8	30	33	9	0
	Connecticut-AA	0-0	2.30	10	1	0	0	0	15.2	10	4	4	1	2	12	15	1	0
2010	Richmond-AA	1-0	4.97	19	0	0	0	1	25.1	22	16	14	4	3	16	21	3	0
	Augusta-A	0-0	2.61	7	0	0	0	0	13.1	9	4	3	0	2	7	18	1	0
	San Jose-A	1-0	1.86	7	0	0	0	0	9.2	8	2	2	0	1	6	9	1	0
	Fresno-AAA	0-1	2.49	14	1	0	0	0	21.2	17	6	6	0	3	16	19	1	0
<b>Minor League Totals</b>		<b>14-13</b>	<b>4.17</b>	<b>193</b>	<b>29</b>	<b>0</b>	<b>0</b>	<b>8</b>	<b>362.1</b>	<b>292</b>	<b>196</b>	<b>168</b>	<b>20</b>	<b>43</b>	<b>251</b>	<b>368</b>	<b>70</b>	<b>2</b>

**WILLOUGHBY, Carlos****IF****Born:** November 12, 1988, Isla San Andres, Colombia**Resides:** Isla San Andres, Colombia**Bats:** Switch**Throws:** Right**Height:** 5-10**Weight:** 175**How Obtained:** Signed by Giants as non-drafted free agent, Jan. 24, 2007.**First Pro Year:** 2007

Stole 4th-most bases in Dominican Summer League in 2008...was named Dominican League MVP in 2009...recorded highest on-base pct. (.466), scored most runs (74), while ranking 2nd in stolen bases (46) and triples (10) and 5th in avg. (.327) in DSL in 2009...stole 2nd-most bases in ARL in 2010...

Year	Club	AVG	G	AB	R	H	2B	3B	HR	RBI	SH	SF	HP	BB-I	SO	SB-CS	E	SLG	OBP
2007	DSL-Giants-R	.291	50	86	23	25	2	1	0	11	1	0	6	13-0	11	12-3	1	.337	.419
2008	DSL-Giants-R	.284	55	194	60	55	6	3	0	24	6	4	7	39-0	42	33-4	3	.345	.414
2009	DSL-Giants-R	.327	68	251	74	82	5	10	1	43	5	4	14	55-1	33	46-12	11	.438	.466
2010	ARL-Giants-R	.295	45	176	34	52	9	6	1	24	6	1	5	17-0	36	23-4	4	.432	.372
<b>Minor League Totals</b>		<b>.303</b>	<b>218</b>	<b>707</b>	<b>191</b>	<b>214</b>	<b>22</b>	<b>20</b>	<b>2</b>	<b>102</b>	<b>18</b>	<b>9</b>	<b>32</b>	<b>124-1</b>	<b>122</b>	<b>114-23</b>	<b>19</b>	<b>.399</b>	<b>.424</b>

**WILSHIRE, Richard Benjamin****RHP****Born:** March 25, 1985, Memphis, TN**Resides:** Fairview, TN**Bats:** Right**Throws:** Right**Height:** 6-4**Weight:** 200**How Obtained:** Giants' #40 selection in 2007 First-Year Player Draft. Signed by Sean O'Connor.**First Pro Year:** 2007

Attended Columbia State (Columbia, TN) Community College and Austin Peay State (Clarksville, TN) University...

Year	Club	W-L	ERA	G	GS	CG	SHO	SV	IP	H	R	ER	HR	HB	BB	SO	WP	BK
2007	ARL-Giants-R	0-1	2.51	13	0	0	0	4	14.1	15	5	4	0	1	7	15	0	1
	Salem-Keizer-A	0-0	0.00	2	0	0	0	0	3.1	2	0	0	0	0	2	2	0	0
2008									-Injured, Did Not Pitch-									
2009	ARL-Giants-R	2-0	2.13	20	0	0	0	2	25.1	15	6	6	1	1	9	25	3	0
2010	San Jose-A	1-0	4.60	34	0	0	0	1	58.2	60	33	30	3	1	24	47	8	2
<b>Minor League Totals</b>		<b>3-1</b>	<b>3.54</b>	<b>69</b>	<b>0</b>	<b>0</b>	<b>0</b>	<b>7</b>	<b>101.2</b>	<b>92</b>	<b>44</b>	<b>40</b>	<b>4</b>	<b>3</b>	<b>42</b>	<b>89</b>	<b>11</b>	<b>3</b>

**WILSON, Christopher****RHP****Born:** November 27, 1986, Orange City, CA**Resides:** Delta, CO**Bats:** Right**Throws:** Right**Height:** 6-2**Weight:** 185**How Obtained:** Giants' #38 selection in 2008 First-Year Player Draft. Signed by Chuck Hensley.**First Pro Year:** 2008

Attended Trinidad State JC (CO)...

Year	Club	W-L	ERA	G	GS	CG	SHO	SV	IP	H	R	ER	HR	HB	BB	SO	WP	BK
2008	ARL-Giants-R	5-2	2.92	18	0	0	0	6	24.2	20	9	8	0	1	9	21	3	0
	Salem-Keizer-A	0-0	18.00	1	0	0	0	0	1.0	1	2	2	0	0	2	0	1	0
2009	Augusta-A	5-5	3.83	40	0	0	0	9	51.2	50	27	22	5	0	8	67	5	0
2010	ARL-Giants-R	0-0	1.42	6	0	0	0	1	6.1	2	2	1	1	1	0	10	0	0
	Augusta-A	0-2	2.76	11	0	0	0	4	16.1	11	5	5	0	2	6	18	0	0
<b>Minor League Totals</b>		<b>10-9</b>	<b>3.42</b>	<b>76</b>	<b>0</b>	<b>0</b>	<b>0</b>	<b>20</b>	<b>100.0</b>	<b>84</b>	<b>45</b>	<b>38</b>	<b>6</b>	<b>4</b>	<b>25</b>	<b>116</b>	<b>9</b>	<b>0</b>

**WINDSTER, Sundrendy Martir****OF****Born:** February 23, 1989, Curacao**Resides:** Curacao**Bats:** Right**Throws:** Right**Height:** 6-3**Weight:** 190**How Obtained:** Signed by Giants as non-drafted free agent, July 17, 2006.**First Pro Year:** 2007

Hit 10 HRs in 2008, tied for 2nd-most among DSL leaders...

Year	Club	AVG	G	AB	R	H	2B	3B	HR	RBI	SH	SF	HP	BB-I	SO	SB-CS	E	SLG	OBP
2007	DSL-Giants-R	.237	46	135	18	32	7	0	2	12	0	0	5	15-0	46	3-2	4	.333	.335
2008	DSL-Giants-R	.268	62	224	47	60	13	0	10	43	1	4	3	30-0	55	1-3	2	.460	.356
2009	ARL-Giants-R	.223	39	148	24	33	8	3	3	20	0	0	3	14-1	54	2-1	6	.378	.303
2010	ARL-Giants-R	.311	31	106	18	33	11	2	5	19	0	0	1	18-0	28	3-2	3	.594	.416
<b>Minor League Totals</b>		<b>.258</b>	<b>178</b>	<b>613</b>	<b>107</b>	<b>158</b>	<b>39</b>	<b>5</b>	<b>20</b>	<b>94</b>	<b>1</b>	<b>4</b>	<b>12</b>	<b>77-1</b>	<b>183</b>	<b>9-8</b>	<b>15</b>	<b>.436</b>	<b>.350</b>

**WOODRUFF, Kyle****RHP****Born:** May 2, 1986, Santa Cruz, CA**Resides:** San Jose, CA**Bats:** Right**Throws:** Right**Height:** 6-6**Weight:** 230**How Obtained:** Giants' #27 selection in 2008 First-Year Player Draft. Signed by Keith Snider.**First Pro Year:** 2008

Year	Club	W-L	ERA	G	GS	CG	SHO	SV	IP	H	R	ER	HR	HB	BB	SO	WP	BK
2008	ARL-Giants-R	0-0	1.55	17	0	0	0	0	29.0	28	12	5	0	1	8	28	1	0
2009	Augusta-A	3-2	4.46	22	0	0	0	1	42.1	48	25	21	1	1	13	29	4	0
2010	San Jose-A	3-3	3.02	25	8	0	0	1	83.1	75	35	28	8	1	23	57	4	1
<b>Minor League Totals</b>		<b>6-5</b>	<b>3.14</b>	<b>64</b>	<b>8</b>	<b>0</b>	<b>0</b>	<b>2</b>	<b>154.2</b>	<b>151</b>	<b>72</b>	<b>54</b>	<b>9</b>	<b>3</b>	<b>44</b>	<b>114</b>	<b>9</b>	<b>1</b>

**ZAMBRANO, Eliezer Eduardo****C****Born:** September 16, 1986, San Diego, VZ**Resides:** San Diego, VZ**Bats:** Switch**Throws:** Right**Height:** 5-10**Weight:** 184**How Obtained:** Signed by Giants as non-drafted free agent, Feb. 9, 2005.**First Pro Year:** 2006

Year	Club	AVG	G	AB	R	H	2B	3B	HR	RBI	SH	SF	HP	BB-I	SO	SB-CS	E	SLG	OBP
2006	DSL-Giants-R	.292	45	120	18	35	5	2	0	16	7	2	1	10-0	15	10-5	7	.367	.346
2007	ARL-Giants-R	.254	20	59	10	15	2	0	0	5	0	0	3	5-0	6	3-0	2	.288	.343
2008	Salem-Keizer-A	.174	22	69	4	12	3	0	0	11	3	1	0	3-0	16	0-0	0	.217	.205
2009	San Jose-A	.000	2	2	0	0	0	0	0	0	0	0	0	0-0	0	0-0	0	.000	.000
	Salem-Keizer-A	.200	32	85	11	17	2	2	1	16	2	3	1	5-0	9	1-2	7	.306	.245
	Augusta-A	.227	9	22	3	5	0	0	0	2	5	0	1	3-0	4	0-0	0	.227	.346
2010	Augusta-A	.170	31	88	7	15	2	0	0	7	2	1	1	1-0	23	1-0	0	.193	.187
	Richmond-AA	.278	5	18	1	5	2	0	0	1	3	0	0	0-0	3	0-0	0	.389	.278
<b>Minor League Totals</b>		<b>.225</b>	<b>166</b>	<b>463</b>	<b>54</b>	<b>104</b>	<b>16</b>	<b>4</b>	<b>1</b>	<b>58</b>	<b>22</b>	<b>7</b>	<b>7</b>	<b>27-0</b>	<b>76</b>	<b>15-7</b>	<b>16</b>	<b>.283</b>	<b>.274</b>

# Giants 2010 First-Year Player Draft

Round	Pick	Name	Pos	School	HT	WT	B/T	Birthdate	Scout
1	24	Brown, Gary	CF	Cal. State Fullerton	6-0	185	R/R	9/28/1988	Cameron
2	74	Parker, Jarrett	CF	U. of Virginia	6-3	190	L/L	1/1/1989	DiCarlo
3	105	Jurica, Carter	SS	Kansas St.	5-11	185	R/R	9/23/88	Walker
4	138	Rosin, Seth	RHP	U. of Minnesota	6-6	250	R/R	11/2/1988	Colletti
5	168	Hembree, Richard	RHP	College of Charleston	6-4	205	R/R	1/13/89	Cleveland
6	198	Kickham, Michael	LHP	Missouri St.	6-4	210	L/L	12/12/1988	Walker
7	228	Jones, Charles	RF	Boonville H.S. (MO)	6-3	235	R/R	7/28/1992	Walker
8	258	Staley, Joseph	C	Lubbock Christian Univ.	6-1	235	S/R	5/8/1989	Thomas/ Cameron
9	288	Lofton, Christopher	CF	Jones County J.C.(MS)	6-1	175	L/R	5/20/1990	Jefferson
10	318	Burkart, Daniel	C	Ohio St. U.	5-11	215	L/R	3/6/1989	Christman
11	348	Duvall, Adam	SS	U. of Louisville	6-1	200	R/R	9/4/1988	Christman
12	378	Harrold, Stephen	RHP	U. North Carolina-Wilmington	6-1	208	R/R	3/12/1989	Cleveland
13	408	Christman, Mark	RHP	U. South Carolina-Sumter	6-2	185	R/R	8/26/1989	Cleveland
14	438	Campbell, Raynor	2B	Baylor U.	5-11	185	R/R	7/15/1987	Thomas
15	468	Barbosa, Andrew	LHP	U.of South Florida	6-8	245	R/L	11/18/1987	Merrill
16	498	Fleet, Austin	RHP	Coastal Carolina U.	6-2	200	R/R	4/17/1987	Cleveland
17	528	Bean, Ryan	RHP	Edmonds C.C. (WA)	6-4	220	R/R	3/9/1990	Woodward
18	558	Allen, Brandon	RHP	Milton H.S. (FL)	6-6	185	R/R	8/15/1991	Jefferson
19	588	Southall, Austin	1B	University H.S. (LA)	6-2	208	L/R	5/1/1992	Jefferson
20	618	Bochy, Brett	RHP	U. of Kansas	6-2	190	R/R	8/27/1987	Walker
21	648	Arneson, Zachary	RHP	Cal. State Bakersfield	6-2	190	R/R	11/17/1988	Kendall
22	678	Haney, Robert	SS	U. of South Carolina	6-1	175	L/R	8/16/1988	Cleveland
23	708	Asher, Alec	RHP	Lakeland Sr. H.S. (FL)	6-4	215	R/R	10/4/1991	Metcalf
24	738	Wilson, Kyle	CF	North Carolina St.	6-0	190	S/R	2/4/1987	Cleveland
25	768	Krill, Brett	1B	U. of California-Los Angeles	6-4	225	R/R	1/24/1989	Kendall
26	798	Arnold, Jeff	C	U. of Louisville	6-3	190	R/R	1/13/1988	Christman
27	828	Sim, Eric	C	U. of South Florida	6-2	220	R/R	1/3/1989	Merrill
28	858	Santiago, Gaspar	LHP	No School	6-0	195	L/L	9/23/1989	Salerno
29	888	Cuevas, Jose	SS	Lee U. (TN)	6-2	185	R/R	4/5/1988	O'Connor
30	918	Bradley, Ryan	LHP	U. of Southern Illinois	6-1	183	S/L	7/15/1988	Colletti
31	948	Hardy, Kyle	3B	Crowder Col. (MO)	6-3	220	R/R	7/29/1989	Walker
32	978	Couture, Kevin	RHP	U. of Southern California	6-0	170	R/R	4/20/1988	Kendall
33	1008	Birmingham, James	LHP	Coastal Carolina U.	6-5	210	L/L	8/2/1988	Cleveland
34	1038	Deberry, Johnathan	CF	Bethel Col.	5-9	205	R/R	7/22/1988	Jefferson
35	1068	Shackleford, Stephen	RHP	Savannah Col. of Art & Design	6-2	200	R/R	5/5/1989	O'Connor
36	1098	Leonard, John	RHP	Boston Col.	6-1	200	R/R	5/17/1989	Tufts
37	1128	Sisco, Eric	RHP	Grace M. Davis H.S. (CA)	6-3	185	R/R	12/9/1991	Snider
38	1158	McCasland, Jacob	RHP	Piedra Vista H.S. (NM)	6-2	215	R/R	9/13/1991	Hensley
39	1188	Tremblay, Tommy	C	Edouard Monpetit Col.	6-3	195	L/R	5/5/1991	Callari
40	1218	Hobson, Wes	2B	Appalachian St.	6-0	185	L/R	11/12/1987	Cleveland
41	1248	Honeycutt, Jeffrey	LF	U. of New Mexico	6-0	205	L/R	9/6/1988	Hensley
42	1278	Roberts, James	RHP	Archbishop Mitty H.S. (CA)	6-2	190	R/R	12/11/1991	Snider
43	1308	Ruggles, Raymond	RHP	Tusculum Col.	6-2	200	R/R	8/17/1986	O'Connor
44	1338	Shadle, Jacob	RHP	Green River C.C. (WA)	6-2	180	R/R	4/25/1990	Woodward
45	1368	Greve, Gregory	RHP	Walsh Jesuit H.S. (OH)	6-3	195	R/R	1/5/1992	Christman
46	1398	Hougesen, Caleb	3B	Lutheran H.S. (IN)	6-1	215	R/R	11/17/1991	Christman
47	1428	Hanson, Raymond	RHP	Cypress Col. (CA)	6-7	235	R/R	2/27/1990	Cameron
48	1458	Harris, Devin	RF	East Carolina U.	6-3	220	R/R	4/23/1988	Cleveland
49	1488	Pellegrino, Dan	C	U. of California-Riverside	5-11	190	R/R	11/2/1988	Cameron
50	1518	Tate, Golden	CF	U. of Notre Dame	6-0	180	L/L	8/2/1988	Christman

**Bold indicates signed player**

# AT&T PARK



The Giants drew 3 million fans last season for the ninth time since AT&T Park opened in 2000.

# AT&T Park

**Address:** 24 Willie Mays Plaza  
San Francisco, California 94107

**Phone:** (415) 972-2000

**Field Measurements:**

Left Foul Line: 339 feet;  
Right Foul Line: 309 feet;  
Center Field: 399 feet;  
Left-center Field Alley:  
382 feet;  
Right-center Field Alley:  
421 feet

**Stadium Operator:** San Francisco Giants

**Seating Capacity:** 41,915

**Surface:** Overseeded Bermuda grass with crushed volcanic rock infield and dust control crushed brick warning track

**Outfield Fences:** 8 feet high from left field to center with 19-foot span that reaches 11 feet high at its peak in left field; 25 feet high in right field

**Distance from Stands to Home Plate:** 48 feet from first row of seats behind home plate

**Lighting:** 668 fixtures on 5 towers (178 feet high on 1st and 3rd base, 161 feet high in outfield), generating 350 foot candles of light in the infield and 270 near the outfield fence

**Official Scoreboard Name:** Mitsubishi Electronic Diamond Vision AVL-OD10

**Pixel-Pitch:** 20mm physical pixel-pitch (10mm virtual)

**Dimensions:** 103' wide x 31'6" high

**Aspect Ratio:** 32x9 for main viewing area with a 4' high strip below

**Dots/Lighting Units:** 3,010,560 dots spread across 2,940 distinct lighting units

**Weight:** 56,420 pounds

**Peak Power Consumption:** 271 kW

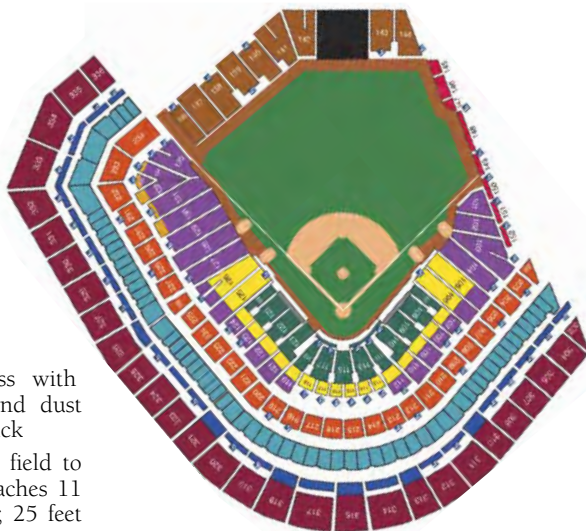
**Standard Configuration:** 720p HD image with 832x1480 dot resolution above line score (128 dots high) flanked by AT&T branding

**Statistics:** Provided by ScorePAD Sports, Inc's STADIUMnet baseball scoring system

**Clock Face:** 17 feet in diameter

**Parking:** Approximately 3,000 parking spaces in Giants lots

**Original Cost of Park:** \$357 million



**Location:** The 13-acre site is bounded by King, Second and Third Streets, and by the China Basin Channel. The site is owned by the Port of San Francisco and is leased to the Giants at fair market value.

## AT&T Park Facts & Figures

**Opening Date:** April 11, 2000

**Design:** Classic urban ballpark with an old-time feel and all the amenities of modern ballparks. Inspired by Wrigley Field and Fenway Park and modeled after Oriole Park at Camden Yards, Jacobs Field and Coors Field.

**Construction:** Commenced on December 11, 1997. Construction lasted 28 months, with Opening Day on April 11, 2000.

**Name Change:** Ballpark originally opened as Pacific Bell Park; name was changed to SBC Park on January 1, 2004 and to AT&T Park on March 1, 2006.

**Financing:** AT&T Park, the first privately financed Major League ballpark to be built in 38 years, cost \$357 million. The financing plan included \$172 million from naming rights, other sponsorships, pouring rights, concession rights and the selling of charter seats; a \$170 million bank loan; and \$15 million in tax increment financing from the City's Redevelopment Agency.

# Giants Statue Dedications

Since the opening of AT&T Park in the 2000 season, the San Francisco Giants have dedicated four statues of their greatest players donning a Giants uniform. Sculptures of Hall of Famers Willie Mays, Willie McCovey, Juan Marichal and Orlando Cepeda have been created by well-known American sculptor William Behrends and have been placed outside of AT&T Park for everyone to enjoy.

Behrends' portrait sculptures have been widely praised for their likeness, quality of detail and sensitive evocation of character. Unlike many other sculptors, Mr. Behrends was personally involved in every phase of the creation of the four bronze sculptures, including research, molding and bronzing.

Behrends divides his time between home and studio in Tyron, North Carolina, bronze foundries in Colorado and New York and a marble studio in Pietrasanta, Italy. He studied architecture at North Carolina State University and fine arts and sculpture at the University of North Carolina at Chapel Hill, including anatomy training at the medical school. He has subsequently studied and worked in Italy, principally with Swietlan Kraczyna and Enzo Pasquini. He is the twice recipient of the Richard Portrait Prize by the National Sculpture Society and is a fellow board member of the National Sculpture Society.



**March 31, 2000** – The Giants unveiled a nine-foot bronze sculpture of Hall of Fame outfielder **Willie Mays**, located at the corner of Third and King Streets. The statue depicts Mays in the graceful conclusion of his powerful swing. The sculpture was developed over a 12-month period.

**May 4, 2003** – A nine-foot tall bronze statue of Giants Hall of Fame first baseman **Willie McCovey** was unveiled. The statue is prominently featured at the northeast portion of AT&T Park, which was officially designated as McCovey Point by the San Francisco Port Commission. The statue of Willie McCovey pays tribute to a man who exemplifies the spirit and leadership shown by many of those who have worn the Giants uniform.

**May 21, 2005** – Former Giants great and Hall of Fame pitcher **Juan Marichal** had his statue dedicated in 2005. The nine-foot bronze statue is located at AT&T Park's Lefty O'Doul Plaza and features Marichal's famous high-leg kick.


**September 6, 2008** – The Giants dedicated a bronze statue in honor of Hall of Fame first baseman **Orlando Cepeda**. The statue, which stands at nine feet tall on a five foot base, is located at the Second Street entrance to AT&T Park. The sculpture portrays a youthful, smiling Cepeda.



## Splash Hits

78 home runs have been hit over the right field wall and landed in McCovey Cove on the fly (55 by Giants, 23 by Opponents) (2 in the Postseason; 1 by SF, 1 by Opponents). Here is a look at who has made a splash:

Player, Team	Date	Opp.	Pitcher
Barry Bonds, SF	5/1/00	NY	Rich Rodriguez
Barry Bonds, SF	5/10/00	STL	Andy Benes
Barry Bonds, SF	5/10/00	STL	Heathcliff Slocumb
Barry Bonds, SF	5/24/00	MON	Mike Thurman
<b>Todd Hundley, LA</b>	<b>6/30/00</b>	<b>SF</b>	<b>Robb Nen</b>
Barry Bonds, SF	7/19/00	SD	Brian Meadows
Barry Bonds, SF	9/20/00	CIN	Steve Parris
<b>Luis Gonzalez, AZ</b>	<b>9/23/00</b>	<b>SF</b>	<b>Shawn Estes</b>
Barry Bonds, SF	4/17/01	LA	Terry Adams
Barry Bonds, SF	4/18/01	LA	Chan Ho Park
Barry Bonds, SF	5/24/01	COL	John Thomson
Felipe Crespo, SF	5/28/01	AZ	Bret Prinz
<b>Mark Grace, AZ</b>	<b>5/28/01</b>	<b>AZ</b>	<b>Tim Worrell</b>
Barry Bonds, SF	5/30/01	AZ	Robert Ellis
Barry Bonds, SF	6/12/01	ANA	Pat Rapp
Felipe Crespo, SF	7/8/01	MIL	Curtis Leskanic
Barry Bonds, SF	8/4/01	PHI	Nelson Figueroa
Barry Bonds, SF	8/14/01	FLA	Ricky Bones
Barry Bonds, SF	8/31/01	COL	John Thomson
Barry Bonds, SF	9/29/01	SD	Chuck McElroy
Barry Bonds, SF	5/13/02	ATL	Kevin Millwood
Barry Bonds, SF	5/18/02	FLA	Brad Penny
Barry Bonds, SF	5/18/02	FLA	Vic Darensbourg
<b>Luis Gonzalez, AZ</b>	<b>5/30/02</b>	<b>AZ</b>	<b>Kirk Rueter</b>
Barry Bonds, SF	9/8/02	AZ	Brian Anderson
Barry Bonds, SF	9/28/02	HOU	Jerome Robertson
<i>Barry Bonds, SF (P.S.)</i>	<i>2002 NLCS #2</i>	<i>STL</i>	<i>Chuck Finley</i>
<b>Ryan Klesko, SD</b>	<b>4/9/03</b>	<b>SD</b>	<b>Ryan Jensen</b>
Barry Bonds, SF	4/14/03	HOU	Wade Miller
Barry Bonds, SF	4/30/03	CHI	Matt Clement
J.T. Snow, SF	6/5/03	MIN	Kyle Lohse
Barry Bonds, SF	6/27/03	OAK	Ted Lilly
Jose Cruz, Jr., SF	7/8/03	STL	Dan Haren
Barry Bonds, SF	8/8/03	PHI	Jose Mesa
Barry Bonds, SF	8/19/03	ATL	Ray King
Barry Bonds, SF	9/13/03	MIL	Doug Davis
Barry Bonds, SF	4/12/04	MIL	Matt Kinney
Barry Bonds, SF	4/13/04	MIL	Ben Ford
<b>Hee Seop Choi, FLA</b>	<b>4/30/04</b>	<b>FLA</b>	<b>Kevin Correia</b>
Michael Tucker, SF	5/30/04	COL	Joe Kennedy
A.J. Pierzynski, SF	7/6/04	COL	Denny Stark
Barry Bonds, SF	7/30/04	STL	Chris Carpenter
Barry Bonds, SF	8/3/04	CIN	Cory Lidle
<b>Corey Patterson, CHC</b>	<b>8/7/04</b>	<b>CHI</b>	<b>Tyler Walker</b>
<b>Cliff Floyd, NYM</b>	<b>8/21/04</b>	<b>NYM</b>	<b>Brett Tomko</b>
Michael Tucker, SF	4/9/05	COL	Scott Dohmann
<b>Russell Branyan, MIL</b>	<b>4/23/05</b>	<b>MIL</b>	<b>Brett Tomko</b>
<b>Larry Walker, STL</b>	<b>6/8/05</b>	<b>STL</b>	<b>Jason Schmidt</b>
<b>Carlos Delgado, FLA</b>	<b>7/23/05</b>	<b>FLA</b>	<b>Brad Hennessey</b>
Randy Winn, SF	9/14/05	SD	Woody Williams
Barry Bonds, SF	9/18/05	LA	Hong-Chih Kuo
<b>Cliff Floyd, NYM</b>	<b>4/25/06</b>	<b>NYM</b>	<b>Jamey Wright</b>
<b>Carlos Delgado, NYM</b>	<b>4/26/06</b>	<b>NYM</b>	<b>Matt Morris</b>
Barry Bonds, SF	8/21/06	AZ	Livan Hernandez
Barry Bonds, SF	4/18/07	STL	Ryan Franklin
<b>Carlos Delgado, NY</b>	<b>5/9/07</b>	<b>SF</b>	<b>Matt Morris</b>
Ryan Klesko, SF	5/21/07	HOU	Trever Miller
Ryan Klesko, SF	6/29/07	AZ	Livan Hernandez
Barry Bonds, SF	8/8/07	WSH	Tim Redding



The Giants have 11 retired numbers, the 2nd-most in the big leagues, trailing only the Yankees' 15.

Player, Team	Date	Opp.	Pitcher
<b>Adam LaRoche, PIT</b> .....	<b>8/11/07</b> .....	<b>SF</b> .....	<b>Tim Lincecum</b>
Fred Lewis, SF .....	4/26/08 .....	CIN .....	Matt Belisle
<b>Lance Berkman, HOU</b> .....	<b>5/15/08</b> .....	<b>SF</b> .....	<b>Vinnie Chulk</b>
John Bowker, SF .....	7/2/08 .....	CHI .....	Ryan Dempster
<b>Prince Fielder, MIL</b> .....	<b>7/19/08</b> .....	<b>SF</b> .....	<b>Osiris Matos</b>
<b>Brian Giles, SD</b> .....	<b>8/24/08</b> .....	<b>SF</b> .....	<b>Kevin Correia</b>
Andres Torres, SF .....	6/15/09 .....	LAA .....	John Lackey
Pablo Sandoval, SF .....	7/30/09 .....	PHI .....	Rodrigo Lopez
Pablo Sandoval, SF .....	8/29/09 .....	COL .....	Jason Marquis
<b>Miguel Montero, AZ</b> .....	<b>9/29/09</b> .....	<b>AZ</b> .....	<b>Jonathan Sanchez</b>
Aubrey Huff, SF .....	5/1/10 .....	COL .....	Rafael Bentancourt
Aubrey Huff, SF .....	6/16/10 .....	BAL .....	Jeremy Guthrie
<b>David Ortiz, BOS</b> .....	<b>6/27/10</b> .....	<b>BOS</b> .....	<b>Tim Lincecum</b>
Andres Torres, SF .....	7/28/10 .....	FLA .....	Jorge Sosa
Pablo Sandoval, SF .....	8/12/10 .....	CHI .....	Randy Wells
<b>Adam LaRoche, AZ</b> .....	<b>8/27/10</b> .....	<b>AZ</b> .....	<b>Tim Lincecum</b>
<b>Adam LaRoche, AZ</b> .....	<b>8/28/10</b> .....	<b>AZ</b> .....	<b>Sergio Romo</b>
Pablo Sandoval, SF .....	9/30/10 .....	AZ .....	Barry Enright
<b>Rick Ankiel, ATL (P.S.)</b> .....	<b>2010 NLDS #2</b> .....	<b>SF</b> .....	<b>Ramon Ramirez</b>

**Bold** indicates Splash Hits by opponents

*Italics* indicates Post Season Splash Hits

## Giants Home Ballparks

Ballpark	Years Used	First Game	Last Game
<b>Polo Grounds I</b> (110th St. and Sixth Ave.)	1883-1888	N.Y. 7, Boston 5 May 1, 1883	Indianapolis 6, N.Y. 4 Oct. 13, 1888
<b>Oakdale Park</b> (Oakdale and Hoboken Avenues, Jersey City)	1889 (2 games)	Boston 8, N.Y. 7 April 24, 1889	N.Y. 11, Boston 10 April 25, 1889
<b>St. George Grounds</b> (Staten Island, St. George section on the harbor)	1889 (25 games)	N.Y. 4, Washington 2 April 29, 1889	N.Y. 14, Philadelphia 4 June 14, 1889
<b>Polo Grounds III</b> (155th St. and 8th Ave.)	1889-1890	N.Y. 7, Pittsburgh 5 July 8, 1889	Boston 8, N.Y. 5 Sept. 10, 1890
<b>Polo Grounds IV</b> (155th St. and 8th Ave.)	1891-1911	Boston 4, N.Y. 3 April 22, 1891	Philadelphia 6, N.Y. 1 April 13, 1911
<b>Hilltop Park</b> (165th St. and Fort Washington Ave.)	1911	N.Y. 6, Brooklyn 3 April 15, 1911	N.Y. 4, 3, Brooklyn 1, 0 May 30, 1911 (doubleheader)
<b>Polo Grounds V</b> (157th St. and 8th Ave.)	1911-1957	N.Y. 3, Boston 0 June 28, 1911	Pittsburgh 9, N.Y. 1 Sept. 29, 1957
<b>Seals Stadium</b> (15th and Bryant)	1958-1959	S.F. 8, L.A. 0 April 15, 1958	L.A. 8, S.F. 2 Sept. 20, 1959
<b>Candlestick Park</b> (Candlestick Point)	1960-1999	S.F. 3, St. Louis 1 April 12, 1960	L.A. 9, S.F. 4 Sept. 30, 1999
<b>AT&amp;T Park</b> (Third and King)	2000-present	L.A. 6, S.F. 5 April 11, 2000	

## Giants Attendance Year-By-Year

Year	Home Dates	Total Home Attendance	Home Average	Total Road Attendance
1958*	75	1,272,625	16,968	1,484,994
1959*	77	1,442,130	18,729	1,581,837
1960	76	1,795,356	23,623	1,479,188
1961	74	1,390,679	18,793	1,274,170
1962	76	1,556,551	20,481	1,684,377
1963	76	1,568,965	20,644	1,664,488
1964	76	1,500,883	19,748	1,803,709
1965	76	1,542,588	20,297	1,810,414
1966	77	1,651,293	21,445	2,207,530
1967	74	1,237,119	16,718	1,658,859
1968	75	833,594	11,115	1,585,762
1969	74	870,341	11,761	1,583,209
1970	72	728,498	10,118	1,557,513
1971	73	1,088,083	14,905	1,989,704
1972	69	637,327	9,237	1,349,166
1973	74	834,193	1,273	1,619,162
1974	74	519,991	7,027	1,409,100
1975	74	522,925	7,067	1,423,196
1976	73	626,868	8,587	1,362,276
1977	74	700,056	9,460	1,494,234
1978	74	1,740,480	23,520	1,849,690
1979	77	1,456,392	18,914	1,863,475
1980	78	1,096,115	14,053	1,328,715
1981	51	632,276	12,398	1,018,093
1982	77	1,200,948	15,597	1,716,700
1983	77	1,251,530	16,254	1,814,771
1984	77	1,001,545	13,007	1,602,232
1985	79	818,697	10,363	1,855,080
1986	78	1,528,748	19,599	1,926,091
1987	79	1,917,863	24,277	2,157,748
1988	79	1,786,482	22,614	2,064,932
1989	79	2,059,829	26,074	2,231,679
1990	80	1,975,571	24,695	2,233,522
1991	81	1,737,479	21,450	2,197,203
1992	79	1,560,998	19,759	2,027,649
1993	81	2,606,354	32,177	2,772,975
1994	59	1,704,608	28,892	1,839,137
1995	72	1,241,500	17,243	1,830,081
1996	80	1,413,687	17,671	2,243,910
1997	80	1,690,831	21,135	2,425,865
1998	80	1,925,634	24,070	2,602,331
1999	81	2,078,365	25,659	2,430,344
2000@	81	3,244,320	40,930	2,595,222
2001@	81	3,277,244	40,460	2,856,092
2002@	81	3,253,205	40,163	2,673,101
2003@	81	3,264,903	40,307	2,671,916
2004@	81	3,256,858	40,208	2,895,206
2005@	81	3,181,023	39,272	2,536,371
2006@	81	3,130,313	38,646	2,628,251
2007@	81	3,223,215	39,793	2,846,460
2008@	81	2,863,843	35,356	2,581,736
2009@	81	2,861,113	35,322	2,578,982
2010@	81	3,037,443	37,499	2,594,942
Seals Stadium (2 Seasons)		2,714,755		
Candlestick Park (40 Seasons)		51,952,877		
AT&T Park (11 Seasons)		34,593,484		
San Francisco Total (53 Seasons)		89,261,112		105,514,390

\*Seals Stadium

@ AT&T Park (all other years at Candlestick Park)

## AT&T Park Ground Rules

### DUGOUTS AND PHOTOGRAPHERS AREAS

- Ball entering dugout beyond yellow line or dugout camera well: **Out of Play** (Award by Book Rule).
- Batted ball caught by fielder who subsequently steps into dugout: **In Play** (Unless fielder falls in dugout-Book Rule).

### BACKSTOP AREA

- Ball going into camera window in back of home plate: **Out of Play** (Award by Book Rule).
- Pitched or thrown ball on ledge of signage behind home plate: **In Play**.

### BULLPEN AREA

- Ball lodging on, under or in the bullpen seating area: **Out of Play**.
- Ball enters the bullpen seating area and rebounds out of the seating area: **In Play**.

### OUTFIELD AREA

- Batted ball rolls on right field fence (foul territory): **In Play**.
- Batted balls strays on wall too long in umpire's judgment: **Out of Play**.
- Batted ball stays on top of right field bullpen awning: **Two Bases**.
- Batted ball bounding off of wire fence above right field bullpen awning: **In Play**.
- Batted ball landing on green metal on top of right field wall: **Home Run**.
- Fair ball strikes rail in center field and rebounds onto playing field: **Home Run**.
- Batted ball in flight strikes to the left of vertical line on center field wall: **Home Run**.
- Batted ball in flight strikes center field wall right of yellow line and caroms left in stands: **Home Run**.

## AT&T Park Attendance Records

Attendance High	Attendance	Date
Season .....	3,277,244 .....	2001
Sellouts, season .....	81 .....	2000
Single Game .....	44,046 .....	Oct. 8, 2010 vs. Atlanta
Single, Day Game .....	43,503 .....	June 24, 2007 vs. New York-AL
Single, Night Game .....	44,046 .....	Oct. 8, 2010 vs. Atlanta
Three-Game Series .....	130,413 .....	June 22-24, 2007 vs. New York-AL
Four-Game Series .....	170,951 .....	July 23-26, 2007 vs. Atlanta
Five-Game Series .....	204,650 .....	Sept. 21-24, 2000 vs. Arizona
All-Star Game .....	43,965 .....	July 10, 2007
League Division Series Game .....	44,046 .....	Oct. 8, 2010 vs. Atlanta
League Championship Series Game .....	43,713 .....	Oct. 21, 2010 vs. Philadelphia
World Series Game .....	42,712 .....	Oct. 24, 2002 vs. Anaheim

### Top Five Regular Season Crowds

1.	43,503 vs. New York-AL .....	June 24, 2007
2.	43,485 vs. New York-AL .....	June 23, 2007
3.	43,452 vs. Los Angeles-NL .....	July 14, 2007
4.	43,446 vs. Los Angeles-NL .....	July 15, 2007
5.	43,425 vs. New York-AL .....	June 22, 2007

## San Francisco Giants Pre-Game Schedule

GAME TIME	7:15	1:05	12:45	6:05
Pitchers Flex	4:30	10:15	9:50	3:20
Players Flex	4:40	10:30	9:50	3:30
Batting Practice	5:00	10:50	10:10	3:50
Visitors Hitting	5:50	11:40	11:00	4:40
Visitors Infield	6:35	12:25	11:45	5:25
Ground Crew	6:45	12:35	11:55	5:35
First Pitch	7:15	1:05	12:45	6:05

# AT&T Park Record Book

## TEAM MISCELLANEOUS

Most Games Won, Season:.....57, 2003  
 Most Games Lost, Season:.....44, 2005  
 Most Shutout Games Won, Season:.....14, 2009  
 Most One-Run Games Won, Season:.....21, 2003  
 Longest Winning Streak, Season:.....11, July 7-25, 2003  
 Longest Losing Streak, Season:.....6 (4 times),  
 .....last: Aug. 9-22, 2007  
 Biggest Winning Margin:.....18,  
 .....May 24, 2000 vs. MON (18-0)  
 Biggest Losing Margin:.....12, July 23, 2005 vs. FLA (4-16)  
 Longest Game, Extra Innings:.....18, May 29, 2001 vs. AZ  
 Longest Game, Time:.....5:53, May 29, 2001 vs. AZ (18 inn.)  
 Longest Game, Time - 9 Innings:.....4:27, Oct. 5, 2001 vs. LA  
 Quickest Game:.....1:49, May 9, 2005 vs. PIT  
 Largest Attendance, Season:.....3,277,244, 2001  
 Largest Attendance, Game:.....43,503,  
 .....June 24, 2007 vs. NYY  
 Most Sellouts, Season:.....81 dates, 2000  
 Sellouts, All-Time:.....450, last: Oct. 3, 2010 vs. SD

## BATTING

Highest Batting Average, Season:......284, 2004  
 Most Runs, Season:.....451, 2000  
 Most Runs, Game, Combined:.....26, April 9, 2003 vs. SD  
 Most Runs, Game, SF:.....18, (twice)  
 .....last: Sept. 3, 2004 vs. AZ  
 Most Runs, Game, Opponents:.....16, July 23, 2005 vs. FLA  
 Most Runs, Inning, SF:.....10, last: Sept 7, 2008 vs. PIT (4th)  
 Most Runs, Inning, Opponents:.....10,  
 .....Aug. 5, 2004 vs. CIN (8th)  
 Most Hits, Season:.....774, 2004  
 Most Hits, Game, SF:.....20, Aug. 14, 2001 vs. FLA  
 Fewest Hits, Game, SF:.....1 (2 times),  
 .....last: July 29, 2010 vs. FLA  
 Most Hits, Game, Opponents:.....20, July 23, 2005 vs. FLA  
 Fewest Hits, Game, Opponents:.....0, July 10, 2009 vs. SD  
 Most Hits, Inning, SF:.....9 (twice),  
 .....last: Sept 7, 2008 vs. PIT (4th)  
 Most Hits, Inning, Opponents:.....7 (9 times),  
 .....last: June 15, 2009 vs. LAA (4th)  
 Most Doubles, Season:.....168, 2004  
 Most Doubles, Game, SF:.....7 (twice),  
 .....last: Sept. 24, 2008 vs. COL  
 Most Doubles, Game, Opponents:.....8,  
 .....April 26, 2006 vs. NY  
 Most Triples, Season:.....30, 2006  
 Most Triples, Game, SF:.....2 (25 times),  
 .....last: Sept. 16, 2010 vs. LAD  
 Most Triples, Game, Opponents:..3, June 7, 2005 vs. KC  
 Most Home Runs, Season:.....110, 2000  
 Most Home Runs, Game, SF:.....6, Sept. 5, 2000 vs. PHI  
 Most Home Runs, Game, Total:.....7 (3 times),  
 .....last: Aug. 24, 2010 vs. CIN  
 Most Home Runs, Game, Opponents:.....5,  
 .....June 18, 2004 vs. BOS  
 Most Pinch Home Runs, Season:.....6, 2001  
 Most Grand Slams, Season:.....5, 2004  
 Most Pinch Grand Slams, Season:.....1, 2000  
 Most Stolen Bases, Season:.....58, 2008  
 Most Stolen Bases, Game, SF:.....5 (twice),  
 .....last: June 24, 2007 vs. NYY

Most Stolen Bases, Game, Opponents:.....7,  
 .....May 14, 2009 vs. NYM

## PITCHING

Most Shutouts, Season:.....14, 2009  
 Most Saves, Season:.....28 (twice), last: 2010  
 Fewest Hits Allowed, Season:.....618, 2010  
 Fewest Hits Allowed, Game, SF:.....0, July 10, 2009 vs. SD  
 Fewest Hits Allowed, Game, Opponents:.....1 (twice),  
 .....last: July 29, 2010 vs. FLA  
 Fewest Runs Allowed, Season:.....274, 2010  
 Most Ks, Season:.....689, 2010  
 Most Ks, Game, SF:.....19, July 8, 2001 vs. MIL  
 Most Ks, Game, Opponents:.....16, May 30, 2008 vs. SD  
 Most Walks, Game, SF:.....12 (twice),  
 .....last: May 11, 2010 vs. SD  
 Most Walks, Game, Opponents:..13, Aug. 7, 2000 vs. MIL  
 Most Consecutive Scoreless Innings, Season:.....26.0  
 .....(3 times), last: June 30 (8th)-July 17, 2010 (7th)

## FIELDING

Most Errors, Game, SF:.....5 (twice),  
 .....last: Aug. 25, 2010  
 Most Errors, Game, Opponents:.....4 (5 times),  
 .....last: Aug. 10, 2010 vs. CHC  
 Most Double Plays, Game, SF:.....6,  
 .....last: Aug. 21, 2004 vs. NYM  
 Most Double Plays, Game, Opponents:.....5 (twice),  
 .....June 28, 2010 vs. LAD

## INDIVIDUAL BATTING

Highest Batting Average, Season:......412, Barry Bonds, 2004  
 Highest Batting Average, Career (Min. 1,000 PAs):......335,  
 .....Barry Bonds, 2000-07  
 Most Games, Season:.....80 (4 times),  
 .....last: Aubrey Huff, 2010  
 Most Games, Career:.....494, Barry Bonds, 2000-07  
 Most At-Bats, Season:.....305 (twice), last: Randy Winn, 2008  
 Most At-Bats, Career:.....1,407, Barry Bonds, 2000-07  
 Most At-Bats, Game:.....8, Tony Womack, Jay Bell and  
 .....Armando Rios, May 29, 2001 vs. AZ  
 Most Hits, Season:.....107, Rich Aurilia, 2001  
 Most Hits, Career:.....471, Barry Bonds, 2000-07  
 Most Hits, Game, SF:.....5 (4 times),  
 .....last: Nate Schierholtz, April. 28, 2010 vs. PHI  
 Most Hits, Game, Opponent:.....5, Eric Byrnes,  
 .....June 29, 2003 vs. OAK  
 Most Runs, Season:.....72, Barry Bonds, 2004  
 Most Runs, Career:.....395, Barry Bonds, 2000-07  
 Most Runs, Game, SF:.....4 (8 times),  
 .....last: Freddy Sanchez, Aug. 24, 2010 vs. CIN  
 Most Runs, Game, Opponent:.....4 (7 times),  
 .....last: Will Venable, July 12, 2009 vs. SD  
 Most Doubles, Season:.....25, Andres Torres, 2010  
 Most Doubles, Career:.....103, Barry Bonds, 2000-07  
 Most Doubles, Game, SF:.....3 (3 times),  
 .....last: Nate Schierholtz, Sept. 24, 2008  
 Most Doubles, Game, Opponent:.....3 (5 times),  
 .....last: Manny Ramirez, April 28, 2009 vs. LAD  
 Most Triples, Season:..8 (twice), last: Steve Finley, 2006  
 Most Triples, Career:.....20, Ray Durham, 2003-2008  
 Most Triples, Game, SF:.....2, Omar Vizquel,  
 .....July 31, 2006 vs. WSH

Most Triples, Game, Opponent: ..... 2, Jimmy Rollins,  
 ..... May 3, 2007 vs. PHI  
 Most Home Runs, Season: ..... 37, Barry Bonds, 2001  
 Most Home Runs, Career: ..... 160, Barry Bonds, 2000-07  
 Most Home Runs, Game, SF: ..... 2 (44 times),  
 ..... last: Pat Burrell, Aug. 12, 2010 vs. CHC  
 Most Home Runs, Game, Opponent: ..... 3, Kevin Elster,  
 ..... April 11, 2000 vs. LAD  
 Most Grand Slams, Season: ..... 1 (23 times),  
 ..... last: Edgar Renteria, Aug. 30, 2009 vs. COL  
 Most Grand Slams, Career: ..... 2, Edgar Renteria, 2009  
 Pinch Home Runs, Season: ..... 2, Felipe Crespo, 2001  
 Pinch Home Runs, Career: ..... 2, Felipe Crespo, 2000-01,  
 Calvin Murray, 2000-02 and Rich Aurilia, 2000-03, 2007-08  
 Most Lead-off Home Runs, Season: 4, Ray Durham, 2004  
 Most Lead-off Home Runs, Career: ..... 6, Randy Winn,  
 ..... 2005-2009... 5, Ray Durham, 2003-2008  
 Most Home Runs By Pitcher, Season: 2, Matt Cain, 2007  
 Most Home Runs By Pitcher, Career: ..... 4, Matt Cain,  
 ..... 2005-present  
 Most RBI, Season: ..... 71, Barry Bonds, 2001  
 Most RBI, Career: ..... 346, Barry Bonds, 2000-07  
 Most RBI, Game, SF: ..... 6 (4 times),  
 ..... last: Jose Guillen, Sept. 19, 2010 vs. MIL  
 Most RBI, Game, Opponent: ..... 6 (4 times),  
 ..... last: Mark DeRosa, June 30, 2008 vs. CHI  
 Most Walks, Season: ..... 115, Barry Bonds, 2004  
 Most Walks, Career: ..... 552, Barry Bonds, 2000-07  
 Most Walks, Game, SF: ..... 5, Barry Bonds,  
 ..... Sept. 25, 2004 vs. LAD  
 Most Walks, Game, Opponent: ..... 4 (7 times),  
 ..... last: Mike Cameron, April 7, 2009 vs. MIL  
 Most Strikeouts, Season: ..... 65, Aaron Rowand, 2008  
 Most Strikeouts, Career: ..... 225, J.T. Snow, 2000-05  
 Most Strikeouts, Game, SF: ..... 4 (6 times),  
 ..... last: Fred Lewis, May 9, 2008 vs. PHI  
 Most Strikeouts, Game, Opponent: ..... 5 (twice),  
 ..... last: Ted Lilly, June 30, 2008 vs. CHI  
 Most Times Hit By Pitch, Season: ..... 8 (3 times),  
 ..... last: Aaron Rowand, 2009  
 Most Times Hit By Pitch, Career: ..... 27, Barry Bonds,  
 ..... 2000-07  
 Most Sacrifice Hits, Season: ..... 11, Omar Vizquel, 2005  
 Most Sacrifice Hits, Career: ..... 31, Omar Vizquel, 2005-2008  
 Most Sacrifice Flies, Season: ..... 8, J.T. Snow, 2000  
 Most Sacrifice Flies, Career: ..... 18, Pedro Feliz, 2000-07  
 Most Stolen Bases, Season: ..... 16,  
 ..... last: Andres Torres, 2010  
 Most Stolen Bases, Career: ..... 39, Omar Vizquel, 2005-2008  
 Most Stolen Bases, Game, SF: ..... 3, Omar Vizquel,  
 ..... Aug. 25, 2006 vs. CIN  
 Most Stolen Bases, Game, Opponents: 4, David Wright,  
 ..... May 14, 2009 vs. NYM  
 Longest Hitting Streak: ..... 20 games, Jeff Kent,  
 ..... May 31-July 16, 2002

## INDIVIDUAL PITCHING

Most Games, Season: ..... 45 (twice), last: Jim Brower, 2004  
 Most Games, Career: ..... 172, Felix Rodriguez, 2000-2004  
 Most Games Started, Season: ..... 19, Livan Hernandez, 2001  
 Most Games Started, Career: ..... 91, Kirk Rueter, 2000-05  
 Most Wins, Season: ..... 12, Livan Hernandez, 2000  
 Most Wins, Career: ..... 41, Jason Schmidt, 2001-06  
 Most Losses, Season: ..... 11, Barry Zito, 2008  
 Most Losses, Career: ..... 32, Kirk Rueter, 2000-2005  
 Lowest ERA, Season (min. 81 inn.): ..... 1.88,  
 ..... Tim Lincecum, 2009  
 Lowest ERA, Career (min. 400 inn.): ..... 3.01,  
 ..... Jason Schmidt, 2001-06  
 Most Shutouts, Season: ..... 2 (4 times),  
 ..... last: Livan Hernandez and Jason Schmidt, 2002  
 Most Shutouts, Career: 4, Livan Hernandez, 2000-02 and  
 ..... Jason Schmidt, 2001-06  
 Most Consecutive Shutouts: ..... 2,  
 ..... Livan Hernandez, Aug. 18-23, 2000  
 Most Complete Games, Season: ..... 5,  
 ..... Livan Hernandez, 2000  
 Most Complete Games, Career: ..... 9,  
 ..... Livan Hernandez, 2000-02  
 Most Saves, Season: ..... 27, Robb Nen, 2001  
 Most Saves, Career: ..... 69, Robb Nen, 2000-2002  
 Most Strikeouts, Season: ..... 146, Tim Lincecum, 2009  
 Most Strikeouts, Career: ..... 599, Jason Schmidt, 2001-06  
 Most Strikeouts, Game, SF Pitcher: ..... 16, Jason Schmidt,  
 ..... June 6, 2006 vs. FLA  
 Most Strikeouts, Game, Opposing Pitcher: ..... 14,  
 ..... Kerry Wood, April 27, 2001 vs. CHI  
 Fewest Hits Allowed, CG, SF Pitcher: ..... 0,  
 ..... last: Jonathan Sanchez, July 10, 2009 vs. SD  
 Fewest Hits Allowed, CG, Opposing Pitcher: ..... 1 (twice),  
 ..... last: Ricky Nolasco, July. 29, 2010 vs. FLA  
 Most Walks, Season: ..... 59, Matt Cain, 2008  
 Most Walks, Career: ..... 195, Jason Schmidt, 2001-06  
 Most Walks, Game, SF Pitcher: ..... 7 (4 times),  
 ..... last: Barry Zito, May 11, 2010 vs. SD  
 Most Walks, Game, Opposing Pitcher: ..... 8,  
 ..... Edwin Jackson, Sept. 27, 2003 vs. LA  
 Most Innings, Season: ..... 126.2, Livan Hernandez, 2000  
 Most Innings, Career: ..... 590.1, Matt Cain, 2005-present  
 Longest Scoreless Innings Streak: ..... 25.0 (twice),  
 ..... last: Ryan Jensen, April 10-May 19, 2002  
 Longest Winning Streak: ..... 8 (twice),  
 ..... last: Jason Schmidt, April 26-July 11, 2004  
 Longest Losing Streak: ..... 7, Matt Cain, May 3-June 23, 2007  
 Longest Losing Streak: ..... 7, Matt Cain,  
 ..... May 3-June 23, 2007

# OTHER INFO



Junior Giants, the flagship program of the Giants Community Fund, is a free, non-competitive and innovative baseball program for boys and girls ages 5-18 years old.

# Spring Training

## Giants' 2011 Spring Training Schedule

DATE	OPPONENT	TIME	DATE	OPPONENT	TIME
Feb. 25*	Arizona x	1:05	March 15	Arizona •	6:40
Feb. 26*	Los Angeles-NL x	1:05	March 16	Chicago-AL •	1:05
Feb. 27*	Arizona x	1:10	<b>March 17</b>	<b>Los Angeles-AL •</b>	<b>7:05</b>
Feb. 28*	Milwaukee (SS) •	1:05	<b>March 18</b>	<b>Los Angeles-NL •</b>	<b>1:05</b>
<b>March 1*</b>	<b>Chicago-NL •</b>	<b>1:05</b>	<b>March 19</b>	<b>Kansas City x</b>	<b>1:05</b>
<b>March 2*</b>	<b>Arizona (SS) •</b>	<b>7:05</b>	<b>March 20</b>	<b>Chicago-NL(SS)</b>	<b>1:05</b>
March 3*	Colorado •	1:10		<b>Oakland (SS) x</b>	<b>1:05</b>
<b>March 4*</b>	<b>Milwaukee (SS) •</b>	<b>1:05</b>	<b>March 21</b>	<b>Colorado •</b>	<b>1:05</b>
	Los Angeles # NL (SS)	7:05	March 22	OFF DAY	
March 5*	Oakland x	1:05	March 23	Los Angeles-AL •	1:05
<b>March 6*</b>	<b>Seattle x</b>	<b>1:05</b>	<b>March 24</b>	<b>Cleveland •</b>	<b>7:05</b>
<b>March 7*</b>	<b>Texas # •</b>	<b>7:05</b>	March 25	Kansas City •	6:05
March 8*	Seattle •	1:05	<b>March 26</b>	<b>Cleveland (SS)</b>	<b>7:05</b>
<b>March 9*</b>	<b>Chicago-AL •</b>	<b>1:05</b>		<b>Cincinnati (SS) x +</b>	<b>3:10</b>
March 10	Cincinnati •	1:05	March 27	Kansas City x	1:05
March 11*	San Diego + •	7:05	<b>March 28</b>	<b>Oakland x #</b>	<b>7:15</b>
<b>March 12*</b>	<b>Los Angeles-NL (SS) x #</b>	<b>1:05</b>	March 29	Oakland x	7:05
March 13	Texas x	1:05	<b>March 30</b>	<b>Oakland x</b>	<b>12:45</b>
<b>March 14</b>	<b>Milwaukee •</b>	<b>1:05</b>			

Note: Home games in bold \* = Mountain Standard Time, x = games broadcast on KNBR Radio—680 AM and the Giants Radio Network, # = games televised on CSN Bay Area, + = games televised on NBC Bay Area, • = games broadcast on sfgiants.com; all games from March 13-March 30 listed as Pacific Daylight Time; March 28-30 games are in Bay Area

## Scottsdale Stadium Information

**Location:** 7408 East Osborn Road, Scottsdale, Arizona 85251

**Date opened:** March 6, 1992

**Telephones:** Giants office and press box: (480) 990-7972; Fax: (480) 990-2643; Giants Media Relations: (480) 990-2924

**Turf:** Natural Grass

**Dimensions:** LF- 360 ft. CF- 430 ft. RF- 360 ft.

**Capacity:** 12,000 (8,500 fixed seats; 3,500 lawn seating)

**Spring Training Single Game Attendance Record:** 11,995, March 24, 2007 vs. Chicago-NL

**Spring Training Season Attendance Record:** 152,185 (15 dates), 2004

**Batting practice:** Giants – 10:00 a.m. – 11:00 a.m.; Visitors – 11:00 a.m. – noon; Giants infield – noon – 12:15 p.m.; Visitors – 12:15 – 12:30 p.m.

**Ticket Information:** Available through tickets.com outlets, Giants' Dugout Stores, AT&T Park box office, Scottsdale Stadium box office, sfgiants.com and sfigigantes.com.

## Spring Training Information

**Reporting Dates:** Reporting Dates; Pitchers and catchers, February 14; first workout, February 15. Position Players, February 18; First full squad workout, February 19.

**Headquarters:** Hilton Garden Inn, 7324 East Indian School Road, Scottsdale, Arizona 85251, (480) 481-0400

**Minor League Headquarters:** Clarion Hotel, 5101 North Scottsdale Rd., Scottsdale, Arizona 85250, (480) 945-4392

**Media Information:** For credentials contact Jim Moorehead, Matt Chisholm, Erwin Higueros or Eric Smith. Media outlets should submit a letter on stationery and fax to the Giants Scottsdale Stadium offices at (480) 990-2924.

**Broadcast Space:** Contact Jim Moorehead, Matt Chisholm, Erwin Higueros, or Eric Smith in advance.

## Past Spring Training Finishes

NOTE - Spring records and finishes were not kept prior to 1948

Year	Site	Record	N.L. Finish	Year	Site	Record	N.L. Finish
1900	New York, New York	—	—	1956	Phoenix, Arizona	20-15	3rd
1901	New York, New York	—	—	1957	Phoenix, Arizona	20-14	3rd
1902	New York, New York	—	—	1958	Phoenix, Arizona	21-11	1st
1903	Savannah, Georgia	—	—	1959	Phoenix, Arizona	15-13	3rd
1904	Savannah, Georgia	—	—	1960	Phoenix, Arizona	13-13	5th
1905	Savannah, Georgia	—	—	1961	Phoenix, Arizona	15-11	3rd
1906	Memphis, Tennessee	—	—	1962	Phoenix, Arizona	13-13	5th
1907	Los Angeles, California	—	—	1963	Phoenix, Arizona	10-17	10th
1908	Marlin Springs, Texas	—	—	1964	Phoenix, Arizona	25-8	2nd
1909	Marlin Springs, Texas	—	—	1965	Phoenix, Arizona	12-8	4th
1910	Marlin Springs, Texas	—	—	1966	Phoenix, Arizona	15-11	3rd
1911	Marlin Springs, Texas	—	—	1967	Phoenix, Arizona	17-9	1st
1912	Marlin Springs, Texas	—	—	1968	Phoenix, Arizona	13-17	5th
1913	Marlin Springs, Texas	—	—	1969	Phoenix, Arizona	19-7	1st
1914	Marlin Springs, Texas	—	—	1970	Phoenix, Arizona	9-7	7th
1915	Marlin Springs, Texas	—	—	1971	Phoenix, Arizona	15-11	4th
1916	Marlin Springs, Texas	—	—	1972	Phoenix, Arizona	9-6	2nd
1917	Marlin Springs, Texas	—	—	1973	Phoenix, Arizona	13-8	3rd
1918	Marlin Springs, Texas	—	—	1974	Phoenix, Arizona	12-9	3rd
1919	Gainesville, Florida	—	—	1975	Phoenix, Arizona	12-7	3rd
1920	San Antonio, Texas	—	—	1976	Phoenix, Arizona	7-7	7th
1921	San Antonio, Texas	—	—	1977	Phoenix, Arizona	11-15	10th
1922	San Antonio, Texas	—	—	1978	Phoenix, Arizona	18-9	1st
1923	San Antonio, Texas	—	—	1979	Phoenix, Arizona	14-12	7th
1924	Sarasota, Florida	—	—	1980	Phoenix, Arizona	14-7	1st
1925	Sarasota, Florida	—	—	1981	Phoenix, Arizona	14-13	1st
1926	Sarasota, Florida	—	—	1982	Scottsdale, Arizona	9-14	11th
1927	Sarasota, Florida	—	—	1983	Scottsdale, Arizona	11-13	5th
1928	Augusta, Georgia	—	—	1984	Scottsdale, Arizona	18-9	1st
1929	San Antonio, Texas	—	—	1985	Scottsdale, Arizona	14-14	7th
1930	San Antonio, Texas	—	—	1986	Scottsdale, Arizona	15-12	5th
1931	San Antonio, Texas	—	—	1987	Scottsdale, Arizona	20-10	2nd
1932	Los Angeles, California	—	—	1988	Scottsdale, Arizona	16-14	5th
1933	Los Angeles, California	—	—	1989	Scottsdale, Arizona	13-19	9th
1934	Miami Beach, Florida	—	—	1990	Scottsdale, Arizona	6-10	12th
1935	Miami Beach, Florida	—	—	1991	Scottsdale, Arizona	15-14	6th
1936	Pensacola, Florida	—	—	1992	Scottsdale, Arizona	18-13	3rd
1937	Havana, Cuba	—	—	1993	Scottsdale, Arizona	14-17	11th-T
1938	Baton Rouge, Louisiana	—	—	1994	Scottsdale, Arizona	17-13	5th
1939	Baton Rouge, Louisiana	—	—	1995	Scottsdale, Arizona	12-25	—
1940	Winter Haven, Florida	—	—	1996	Scottsdale, Arizona	12-21	12th
1941	Miami, Florida	—	—	1997	Scottsdale, Arizona	18-15	6th
1942	Miami, Florida	—	—	1998	Scottsdale, Arizona	9-21	15th
1943	Lakewood, New Jersey	—	—	1999	Scottsdale, Arizona	13-18	13th
1944	Lakewood, New Jersey	—	—	2000	Scottsdale, Arizona	12-17	12th
1945	Lakewood, New Jersey	—	—	2001	Scottsdale, Arizona	11-20-1	16th
1946	Miami, Florida	—	—	2002	Scottsdale, Arizona	16-16-1	8th
1947	Phoenix, Arizona	—	—	2003	Scottsdale, Arizona	15-16-2	10th
1948	Phoenix, Arizona	18-13	4th	2004	Scottsdale, Arizona	12-16-2	13th
1949	Phoenix, Arizona	18-14	2nd	2005	Scottsdale, Arizona	20-12-1	1st
1950	Phoenix, Arizona	12-18	6th	2006	Scottsdale, Arizona	13-17-1	13th
1951	St. Petersburg, Florida	19-12	2nd	2007	Scottsdale, Arizona	15-18-1	10th
1952	Phoenix, Arizona	11-16	6th	2008	Scottsdale, Arizona	9-23	12th
1953	Phoenix, Arizona	14-16	7th	2009	Scottsdale, Arizona	21-19	5th
1954	Phoenix, Arizona	16-13	4th	2010	Scottsdale, Arizona	23-12	1st
1955	Phoenix, Arizona	16-11	2nd				

# San Francisco Giants Broadcast Information

## ENGLISH BROADCASTERS



### Jon Miller

Jon Miller, honored by the National Baseball Hall of Fame as the 2010 Ford C. Frick award winner for baseball broadcasting excellence, the “Voice of the Giants”, enters his 15th season in the broadcast booth on KNBR Radio and NBC Bay Area. An award-winning broadcast veteran of more than 30 years, Miller worked 21 seasons as the play-by-play commentator on the ESPN Sunday Night Baseball game of the week. Miller, noted for his eloquent game description, golden voice and marvelous sense of humor, spent 14 years with the Baltimore Orioles before coming to San Francisco. Prior to joining Baltimore in 1983, the talented broadcaster spent two seasons with the Texas Rangers (1978-79) and three seasons with the Boston Red Sox (1980-82). After a four-year stint at NBC-TV from 1986-89, where he announced an occasional Game of the Week with either Tony Kubek or Joe Garagiola, Miller matriculated to ESPN. During his tenure at ESPN, he’s been nominated twice for a national Emmy Award in 1995 and 1996. He was also nominated six times for an “ACE” award, emblematic of cable television excellence, and won the award in 1991 and 1996 for his play-by-play work. Miller was named National Sportscaster of the Year by the Association Sportscasters Association in 1998 and was inducted into the Hall of Fame of the National Sportswriters and Sportscasters Association of America the same year. Miller has broadcast 13 World Series, including the last 12 on ESPN Radio. The Bay Area native has also broadcast hockey, basketball and soccer in his distinguished career. Jon and his wife, Janine, currently reside in Moss Beach. They are parents to three daughters, Michelle, Holly and Emilie, and a son, Alexander.



### Duane Kuiper

Duane Kuiper, a seven-time Emmy award-winning broadcaster, begins his 27th season as a Major League announcer. He embarks on his 18th consecutive year in the Comcast SportsNet Bay Area, NBC Bay Area and KNBR Radio broadcast booths in 2011. The former 11-year big league infielder has received seven local Emmy awards for his distinguished broadcasting career: On-Camera talent (4); Sports Live Broadcast (2); and Sporting Event/Game (1). He provided commentary for the Giants from 1987-92 and served a one-year stint with the expansion Colorado Rockies in 1993. The former infielder spent the last four years of his career with the Giants, following seven campaigns with the Cleveland Indians. In 2004 he was voted by Cleveland fans as one of the 100 greatest players in Tribe history. After retiring in 1985, Kuiper provided commentary on Giants radio and TV broadcasts through the end of that season, and had his own radio show on KNBR from 1982-85. Kuiper’s scorecard from Barry Bonds’ historic 756th home run game and Randy Johnson’s 300th career victory are both displayed at the National Baseball Hall of Fame in Cooperstown. The Wisconsin native serves as a board member of the Giants Community Fund. A graduate of Southern Illinois University in Carbondale, IL, Kuiper and his wife, Michelle, reside in Danville. They are parents to two children, Cole and Dannon.



## Mike Krukow

Mike Krukow enters his 21st season in the television booth, and his 17th full season on the radio side. A seven-time Emmy award winner, Krukow is the broadcast team's color analyst on Comcast SportsNet Bay Area and NBC Bay Area telecasts, and on KNBR Radio broadcasts. Krukow's playing career in the Major Leagues spanned 14 years and three teams: the Chicago Cubs (1976-81), Philadelphia Phillies (1982) and San Francisco Giants (1983-89), where his enthusiasm both on and off the field made him a fan favorite. "Kruk", named as the starting right-handed pitcher to the 1980's Giants All-Decade Team in a vote by Bay Area media in 1999, is noted for his deep knowledge of the game and tremendous sense of humor. A 20-game winner for the Giants in 1986, Krukow retired after the 1989 season with a 124-117 career record and a 3.90 ERA. In 2008, Kruk was honored as a member of the inaugural class of Giants alumni with a plaque in the Giants Wall of Fame which lines the wall outside of AT&T Park. Krukow resides in San Luis Obispo with his wife, Jennifer. The couple has five children, Jarek, Baker, Tessa, Chase and Weston, and one grandson, Coen.



## Dave Flemming

Dave Flemming begins his eighth year of broadcasting for the Giants. The 34-year-old will join Jon Miller and Duane Kuiper on the team's KNBR radio broadcasts and is involved in select games on television. In addition to his work with the Giants, Flemming handles the radio play-by-play duties for Stanford football, and is a lead play-by-play voice for ESPN's college basketball coverage. The Alexandria, VA native received a Bachelor's and Master's degrees from Stanford, and a Master's degree in Broadcast Journalism from Syracuse University. Flemming and his wife, Jessica, reside in San Francisco with their twin daughters, Katie and Carter, and son, David Henry.

## Comcast SportsNet Bay Area

Comcast SportsNet Bay Area, the seven-time local Emmy Award winner for its Giants coverage and the club's cable tv rightsholder since 1990, returns for another season. In 2008, CSN Bay Area signed a 25-year agreement to broadcast Giants games through the 2033 baseball season. In 2011, Comcast SportsNet Bay Area, the home of "Authentic Bay Area Sports", will present all Giants regular season games in HDTV and feature Giants related programming all season long. For programming information, visit [www.csnbayarea.com](http://www.csnbayarea.com).



## Giants Pregame Live

*Giants Pregame Live* presents a preview of the upcoming game, exclusive pregame interviews, feature stories on Giants players and the latest team news. The show airs 30 minutes prior to first pitch.

## Giants Postgame Live

Immediately following the final out, *Giants Postgame Live* features in-depth game analysis, highlights, clubhouse interviews and player reaction, and a preview of the next game.

## G-Mag

*G-Mag*, a 30-minute monthly magazine show, provides Giants fans an inside look at the Orange and Black with exclusive interviews with players, coaches and members of the front office personnel. The show also presents feature stories, insider reports, and the best game highlights of the month.

---

## SportsNet Central

*SportsNet Central*, a live 30-minute local sports news show, provides Northern California sports fans with nightly in-depth, comprehensive news coverage on the hometown teams, breaking local and national news, up-to-the-minute scores, the best local video highlights and daily insider reports on the Bay Area's teams.

---

## Chronicle Live

*Chronicle Live*, hosted by Greg Papa and produced out of Comcast SportsNet Bay Area studio, features high-energy, interactive roundtable discussions covering the hottest sports stories and topics on the minds of sports fans throughout Northern California.



**Greg Papa**, host of *Chronicle Live* is a 24-year veteran of Bay Area sports broadcasting and one of the most accomplished announcers in the television sports industry. He has been the play-by-play voice for the San Francisco Giants, Oakland A's, Oakland Raiders and Golden State Warriors. In addition to hosting *Chronicle Live*, Papa will continue to serve as the primary host of *Giants Pregame Live* and *Postgame Live*, as well as calling select Giants games.



**Amy Gutierrez**, a Bay Area native, is entering her 16th year in the broadcasting industry and is embarking upon her fourth season as the CSN Bay Area in-game reporter. She also serves as a contributing reporter for *G-Mag*, *Giants Pregame Live* and *Giants Postgame Live*. Amy has covered a variety of teams including the A's, San Jose Sharks, Raiders, 49ers, Pac-10 and WCC football and basketball and the San Jose SaberCats.



**Jaymee Sire**, returns for her second season as the *Postgame Live* reporter on CSN Bay Area. Sire also serves as the San Jose Sharks and Golden State Warriors sideline reporter, hosts *G-Mag*, and serves as an anchor for the network's flagship show *SportsNet Central*.

---

**NBC Bay Area** returns as the exclusive over the air tv rightsholder to broadcast Giants games.



---

**KNBR-680 AM**, the 50,000-watt Sports Leader, begins its 33rd campaign with the orange and black. Giants fans can tune into 162 games during the baseball season.



**Lee Jones**

KNBR Radio engineer/  
producer



**Jeff Kuiper**

Comcast SportsNet Bay Area/  
NBC Bay Area television pro-  
ducer



**Jim Lynch**

Comcast SportsNet Bay Area/  
NBC Bay Area television  
director



### Erwin R. Higueros

Erwin Higueros, a 22-year veteran of Bay Area sports broadcasting, begins his 13th full season, his 14th overall in the Giants' Spanish language radio booth. In addition to his broadcast responsibilities, Higueros is a member of the Giants front office, working in both the media relations and Hispanic marketing departments. Higueros began his broadcasting career with the Oakland A's (1988-97), and was the play-by-play announcer for games that were televised on Telemundo-Channel 48 from 1995-97. A versatile announcer, Higueros was the Spanish play-by-play voice for a number of Bay Area professional sports teams including the San Jose Sharks in 1995, the Oakland Raiders in 1995-96 and 2002-06, and the San Francisco 49ers in 2000. He has handled the radio play-by-play duties on Spanish radio for the Fresno State Bulldogs football team the past two seasons (2009-10). Higueros broadcast the League Division Series for FOX Sports International in 2004-06. Born in Guatemala, he moved to the United States when he was 12 years old. A graduate of Fremont High School in Oakland, he attended Cal State Hayward and the Columbia School of Broadcasting. Higueros resides in Oakland with his wife, Maria. The couple has two grown children, Claudia and Erwin, Jr.



### Tito Fuentes

Tito Fuentes returns to the Giants' Spanish language broadcast booth for his eighth straight season. Fuentes previously served as a member of the Spanish language broadcast team from 1981-92, and in 1996-2004 he broadcast for FOX Sports International which is aired in Latin America. An active participant in the Giants' marketing efforts, he is a regular participant in the Giants Fantasy Camp and Giants Cruise. A former Major League second baseman who played for the Giants from 1965-74, Fuentes saw big league action with San Diego, Detroit and Oakland. The Havana, Cuba native was initially signed as an 18-year-old amateur before the start of the 1962 season and was the last baseball player signed directly out of Cuba before the United States embargo against Cuba. A .268 hitter over his 13-year career, he was voted the starting second baseman on the Dream Team for the Giants 25th Anniversary team by San Francisco fans in 1982. In 1997, "23" was inducted into the Cuban Baseball Hall of Fame. He and his wife, Maritza, reside in Reno, Nevada.

Giants fans in the Bay Area can tune into KIQI-1010 AM Radio for select games in Spanish, and visit [www.sfgigantes.com](http://www.sfgigantes.com) or [www.KIQI1010AM.com](http://www.KIQI1010AM.com) for additional information.

Los fanáticos de la área de la bahía pueden sintonizar KIQI-1010 AM para juegos selectos en español. Visite [www.sfgigantes.com](http://www.sfgigantes.com) or [www.KIQI1010AM.com](http://www.KIQI1010AM.com) para más información.



### Omar Gallego

KIQI Radio Engineer/  
Producer



### Kwong Yip

KIQI Radio Engineer/  
Producer



### Carlos Orellana

KIQI Radio Engineer/  
Producer

## San Francisco Giants Broadcasters (1958-Present)

### English Language

Angel, Joe .....	1977-1978; 2002-2003
Eckman, Art .....	1974-1975
Fairly, Ron .....	1987-1992
<b>Fleming, Dave .....</b>	<b>2004 - current</b>
Glass, David .....	1981-1985
Greenwald, Hank .....	1979-1986; 1989-1996
Hagin, Wayne .....	1987-1988
Higgins, Dennis .....	2000
Hodges, Russ .....	1958-1970
<b>Krukow, Mike .....</b>	<b>1994 - current</b>
<b>Kuiper, Duane .....</b>	<b>1985-1986; 1994 - current</b>
McCarver, Tim .....	2002
Michaels, Al .....	1974-1976
<b>Miller, Jon .....</b>	<b>1997 - current</b>
Morgan, Joe .....	1986-1993
Nelson, Lindsey .....	1979-1981
<b>Papa, Greg .....</b>	<b>2004 - current</b>
Park, Gary .....	1971-1987
Physioc, Steve .....	1988
Robinson, Ted .....	1993-2001
Simmons, Lon .....	1958-1973; 1976-1978;

Stone, Phil .....	1996-2002
Thompson, Bill .....	1986
Tompkins, Barry .....	1965-1975
	1993

### Spanish Language

Areas, Evelio .....	1981
Bolaños, Enrique .....	1982
De La Rosa, René .....	1993-1998
<b>Fuentes, Tito .....</b>	<b>1981-1991; 2004 - current</b>
González, Julio .....	1989-1990; 1993-1997
<b>Higueros, Erwin .....</b>	<b>1998 - current</b>
Martinez, Edgard .....	1981-1982, 1986-1988, 1993
Martinez, Ramon .....	1983
Ortega, Eduardo .....	1991
Pi-González, Amaury .....	1995-2006
Provedor, Armando .....	1984-1985
Rivera, Carlos Cesar .....	1982, 1984-1992
Rodríguez, Ramón .....	1985-1986
Valentin, Rubén .....	1981

NOTE: Hodges also broadcast New York Giants games from 1949-1957.

## Broadcast Affiliates

### 2011 San Francisco Giants Television Network

Station	Channel	City
Comcast SportsNet Bay Area .....	Cable	
NBC Bay Area .....	Channel 11 (NBC) .....	San Jose, CA
KAIL-DT .....	7.2 (digital) .....	Fresno, CA
KAME .....	Channel 21 (MY) .....	Reno, NV
KEMY .....	Channel 33 (MY) .....	Eureka, CA
KFBI .....	Channel 48 (MY) .....	Medford, OR
KMAX .....	Channel 31 (CW) .....	Sacramento, CA
KRVU .....	Channel 21 (MY) .....	Chico/Redding, CA

### 2011 San Francisco Giants Radio Network

Station	Dial	City
KEKA .....	101.5 FM .....	Eureka, CA
KFIG .....	1430 AM .....	Fresno, CA
KIDD .....	630 AM .....	Monterey, CA
KKEA .....	1420 AM .....	Honolulu, HI
KKJL .....	1400 AM .....	San Luis Obispo, CA
KKXS .....	96.1 FM .....	Redding, CA
KMFB .....	92.7 FM/96.7 FM .....	Mendocino, CA
KNBR (flagship) .....	680 AM .....	San Francisco, CA
KPUA/KWXX .....	670 AM .....	Hilo, HI
KRER/KEWE .....	101.7 FM/1340 AM .....	Chico, CA
KUIK .....	1360 AM .....	Hillsboro, OR

### 2011 San Francisco Giants Spanish Radio Network

KATD .....	990 AM .....	Sacramento, CA
KGST .....	1600 AM .....	Fresno, CA
KIQI (flagship) .....	1010 AM .....	San Francisco, CA

# San Francisco Giants Hispanic Marketing

---

The San Francisco Giants continue to grow and extend their reach out to the Hispanic community in the Bay Area. The goal is to engage with the Hispanic community, while simultaneously creating an experience that will resonate with the fan and make them identifiable with Gigantes baseball.

## Media

---

**RADIO:** Giants fans in the Bay Area can tune into the Giants Spanish Radio Network and listen to the broadcasts on MultiCultural Radio Broadcasting Inc. – KIQI 1010 AM/KATD 990 AM and in Fresno on KGST 1600. Veteran baseball announcers **Erwin Higueros** and **Tito Fuentes** will continue to provide colorful and insightful commentary. Bios are available on page 451.

- |                               |                              |
|-------------------------------|------------------------------|
| ■ 2011 broadcasts – 69 games  | ■ 2007 broadcasts – 90 games |
| ■ 2010 broadcasts – 69 games  | ■ 2006 broadcasts – 62 games |
| ■ 2009 broadcasts – 50 games  | ■ 2005 broadcasts – 50 games |
| ■ 2008 broadcasts – 120 games |                              |

**PRINT:** *EL Mensajero*, is the most widely read Spanish language newspaper in the Bay Area with a weekly circulation of 103,000. Weekly Giants advertising/promotions and feature stories appear in the sports section of the paper.

**TELEVISION:** Promotional spots on **Univision TV – KDTV 14 / KFSF 66** the Bay Area's first exclusively Spanish language TV station.

**ONLINE:** Spanish language website with stories, features, updates, and promotions on everything Giants. [www.sfgigantes.com](http://www.sfgigantes.com)

## Grassroots

---

### Hispanic Heritage Events

The Giants continue to establish events throughout the season that tailor to the Hispanic community and their respective culture. The following Hispanic events will take place during the 2011 season:

- Carnaval Day
- Cinco De Mayo Celebration
- Fiesta Gigantes



### Fiesta Gigantes

The San Francisco Giants host an annual Fiesta Gigantes event outside of AT&T Park. This popular event is held during Hispanic Heritage month in September and celebrates the rich and diverse Hispanic culture in the Bay Area. The event features live music, entertainment, food and a children's area.

Over the past six seasons, Fiesta Gigantes has grown in popularity and continues to be one of the trademark community events of the season.

For more information on the Giants Hispanic Marketing efforts, or for advertising opportunities, please call (415) 972-2012.

## SFG Productions

---

Three-time Northern California Emmy nominated SFG Production produces original television and website ([sfgiants.com](http://sfgiants.com)) programs for the San Francisco Giants. San Francisco Giants Productions (SFG Productions) is the state of the art production company of the San Francisco Giants. SFG Productions features five High Definition edit suites integrated with the AT&T Park scoreboard control room. These programs are produced by SFG Production producers, editors and writers. This group also produces commercials, promotional and corporate videos as well as serving as the production company of Giants Enterprises.



# Commitment to the Community



Ten \$2,500 scholarships are given out each year to Junior Giants youth through the Harmon and Sue Burns Scholarship Fund.

The mission of the San Francisco Giants is to represent innovation, professionalism, and excellence on and off the field. We are dedicated to serving our customers, providing a high quality entertainment experience, and enhancing our value as a community asset.

Serving as a community asset is a guiding principal of the San Francisco Giants. The organization and the Giants Community Fund, the club's 501 (c) (3) non profit, work together to identify, develop, support and raise awareness for people, issues and programs that are important to our fans and the Bay Area community.

The Giants and the Fund offer support primarily through fundraising, grant giving and awareness activities in the following focus areas:

- Youth Recreation & Fitness
- Health
- Violence Prevention
- Education/Literacy

The Giants community programs, such as the Giants Community Fund's signature Junior Giants Baseball program, field renovations and the many community awareness days held at AT&T Park (i.e., Team Up for Girls Days, Until There's A Cure Day, Organ Donor Awareness Night, Strike Out Cancer Day, Strike Out Violence Day, Family Safety Day) touch more than half a million people each year, from throughout Northern California.

Each season, more than 10,000 game tickets are donated to approximately 300 community groups through the "Take Me Out to the Ballgame" ticket donation program funded by Giants players. Additionally, more than 1,000 groups receive donations in the form of signed memorabilia for fundraising purposes.



Pitching coach Dave Righetti and his daughters Nicolette and Natalee participate in a panel for the Giants annual Team Up for Girls Day.



Hensley "Bam Bam" Muelens, Andres Torres, Sergio Romo, and Mark Gardner participated in the annual baseball skills clinic with two challenger baseball league teams from Sacramento and San Francisco.

Community involvement is a top priority within the Giants organization and all employees from the players to the front-office staff are expected to give back to their community. Over 350 community related events are held each year, ranging from hospital and school visits to golf tournaments to meet &

greet with the players and coaches. Some players have developed their own programs, while other players lend their support to causes in the form of appearances, financial contributions and taping of public service announcements.

Some of the Giants community partners include:

- Boys & Girls Clubs of San Francisco
- San Francisco Food Bank
- Operation Care & Comfort
- ALS Association
- Until There's A Cure Foundation
- WritersCorps
- Bay Area Women's Sports Initiative (BAWSI)
- Strikeouts for Troops
- Team Up for Youth
- The Jefferson Awards
- Cancer Support Community
- Team-Up for Youth
- San Francisco Sheriff's Department
- California Academy of Sciences
- Good Tidings Foundation
- California Highway Patrol
- La Casa de las Madres
- Multiple Myeloma Research
- San Francisco Fire Department Foundation
- Jackie Robinson Foundation
- SF Hep B Free Campaign
- Free 2 Play/Not for Sale
- American Heart Association
- Larkin Street Youth Services
- Project Homeless Connect
- San Francisco Immunization Coalition
- Mission Education Center
- Breast Cancer Fund
- St. Anthony's Foundation



**Barry Zito joins a young Junior Giants player at the Giants Community Fund's annual Play Ball Lunch.**



**The Junior Giants program focuses on the importance of Character Development, Education, Health and Violence Prevention.**



**Pitcher Jeremy Affeldt met monthly with Jefferson Award winners.**

## 2010 At A Glance

**17,394 boys and girls** played in the Junior Giants program in 84 leagues across California, Nevada and Oregon. Nearly 70% of the kids would not have played baseball if not for this program.

**The second annual Stretch Drive fundraising campaign** raised \$153,000 to help maintain the Junior Giants program.

**There was 100% player participation in community programs.**

**The Junior Giants Glove Drive** brought in 993 gloves and \$36,515 in donations.

**\$13,300 was raised during the Food Drive** to benefit the San Francisco Food Bank.

**With assistance from Matt Cain**, the Sacramento Junior Giants program received a field renovation through the Peter A. Magowan Fields for Kids program.

**\*\*Over 10,000 tickets were donated** to approximately 250 local non-profit organizations for fundraising purposes.

**\*\*Over 2,500 raffle/auction signed memorabilia items** were donated to local non-profit organizations for fundraising purposes.

**\*\*Exceeded over \$170,000 in direct financial contributions** for fundraisers such as Until There's A Cure and Jerseys Off Our Giants raffles.

**\*\*The Giants and our fans donated more than \$200,000** to the victims of the San Bruno Fire.

# Giants Media Information/Guidelines

**THE GIANTS MEDIA RELATIONS OFFICE:** Located on the second level at AT&T Park behind the press box, the Giants' media relations department can be reached via the media elevator or adjacent stairs from the Field Club (service) level walkway.

**ENTRY TO AT&T PARK:** Credentialed media must enter the ballpark through the Media Entrance near O'Doul Gate (next to the Giants Dugout Store) off Third Street, or at the Command Center at 2nd and King Streets.

**CREDENTIALS:** Credentials will be issued only to legitimate media. Season credentials will be issued only to those news agencies that cover the Giants on a daily basis. All agencies that wish to cover the Giants must submit a written request on official company letterhead by mail, fax or e-mail. Media representatives who do not receive full-season Giants credentials may obtain single credentials for individual games, subject to availability, by contacting the media relations department at least 48 hours in advance, preferably by e-mail. All daily media credentials can be picked up at the Giants Administrative Building reception desk, (adjacent to the Giants Dugout Store) located off Third Street through the glass doors at 24 Willie Mays Plaza. Credentials must be visibly worn at all times.

**BOB STEVENS PRESS BOX:** The Bob Stevens Press Box is located on the Lower Box level of AT&T Park, directly above Sections 113-117 of the lower bowl seating in the ballpark. The entrance to the press box, situated one level above street level, can be accessed via the media elevator or adjacent stairwell from the Field Club (service) level walkway. The press box is a working area for the news media and no cheering or other distracting noise is permitted at any time. Anyone violating this policy will be asked to leave the premises. Persons without credentials will not be admitted.

**HODGES-SIMMONS BROADCAST CENTER:** All broadcast booths for live game coverage are located at the Hodges-Simmons Broadcast Center on the Club Level of AT&T Park (one level above the Press Box). From the Field (service) level walkway, take the media elevator or adjacent stairwell to the Club Level to access the broadcast booths. Persons without credentials will not be admitted.

**CLUBHOUSES:** Both clubhouses are located on the Field Club (service) level of AT&T Park. The Giants' clubhouse is on the third base side, while the visitor's clubhouse is on the first base side. Only credentialed media with clubhouse access will be admitted. TV and still photographers are not allowed in the clubhouse prior to the game, while only TV cameras are permitted in the clubhouse during post-game (no still photographers). Training and weight rooms, as well as the club dining areas, are closed to everyone except players and club officials. The Giants clubhouse is open beginning three-and-a-half hours until 1 hour prior to game time, and will re-open 10 minutes following the conclusion of the game. Please do not lounge in the manager's office or clubhouse during the pre-game period. If you have specific interview requests for a player or coach, we encourage you to contact a member of the Giants' media relations staff, who will try to accommodate your needs.

**FIELD ACCESS:** Only credentialed media with field access will be allowed onto the field prior to the game. Due to AT&T Park having the smallest foul territory behind home plate in Major League Baseball, we kindly ask all video and still photographers to stay on the warning track when shooting. All media must clear the field 45 minutes prior to game time. Access to the field is available on the Field Club (service) level only by one of three tunnels: the Giants' dugout, the visitors' dugout, or the media tunnel directly behind home plate.

**NICK PETERS MEDIA INTERVIEW ROOM:** The Nick Peters Media Interview Room is located on the Field Club (service) level of the ballpark, between home plate and the Giants Clubhouse. The room will be used for media conferences and other special interviews.

**POST-GAME PROCEDURES:** Manager Bruce Bochy will be available to the media immediately after the game in the Nick Peters Media Interview Room. Please ask any questions of the manager related to the game during this post-game session. Post-game interviews with the manager and players are conducted by media with deadlines and should be limited to game comments. Please do not lounge in the manager's office or clubhouse, or attempt to conduct feature-length interviews after a game.

**DARKROOMS, STILL PHOTO LOCATIONS:** The photo darkrooms and the Giants' team photographers' office are located on the Field Club (service) level of the ballpark between both clubhouses. In addition, an auxiliary photographers' work room for photo transmissions via telephone lines is available in the area adjacent to the umpires room on the service level. Limited photo locations are available at various field level areas, as well as in the TV basket situated on the third base side of the Club Level. All still photo locations are reserved by contacting Giants photography department. The Giants' media relations department requests that all season credentialed photographers use discretion in using their season pass, and ask that you only utilize your credential on a legitimate assignment.

**TV PHOTO LOCATIONS:** Due to limited photo space, no TV cameras are guaranteed locations on the field level. All still photographers will have priority in these locations. However, TV cameras are welcome if space permits.

**LIVE SHOTS:** Due to our downtown location, we do not have any ENG truck parking. If your organization plans to transmit ANY live shots from inside AT&T Park, please contact MediaOne Services, which serves as the official broadcast services provider for the Giants and AT&T Park. Please direct your inquiry to Nelson Ferreira via e-mail at [nelson@m1sf.com](mailto:nelson@m1sf.com) or via telephone at (415) 760-3930.

**SAM SKINNER MEDIA LOUNGE:** The Sam Skinner Media Lounge is located directly behind the broadcast booths on the Club Level. Those media members located in the press box that wish to dine can access the Sam Skinner Media Lounge by taking one flight of stairs up one level. The lounge is open for pre-game meal service beginning two hours prior to game time to accredited media members. Meal service concludes one hour after first pitch. There will be a nominal charge for meals.

**LIVE GAME-IN-PROGRESS BROADCASTS:** Please be advised that no radio entity is allowed to file live in-game reports from AT&T Park when the Giants host a game in which MLB's national radio rightsholder, ESPN Radio, is broadcasting. The ESPN Radio window of exclusivity begins 15 minutes prior to first pitch and concludes 15 minutes after the game or when ESPN Radio completes its broadcast, whichever comes first. Live broadcasts by non-rights holders during a game are permitted for the purpose of non play-by-play reporting of scores and game highlights, under the following guidelines: Reports must be confined to between-innings only, limited to 60 seconds in length, and limited to six per game. Radio and TV stringers must notify the Giants media relations department of their plans for such reports. A violation of the above Major League Baseball guidelines may result in the revocation of media credentials.

**TELEPHONES:** Media wishing to order temporary telephone lines must contact Lena Boswell, Giants telecommunications administrator at (415) 972-1711 or via e-mail at [lboswell@sfgiants.com](mailto:lboswell@sfgiants.com).

**FREELANCE WRITERS AND PHOTOGRAPHERS:** Freelance writers and photographers may not request their own credentials. The sports editor or managing editor of a publication employing the freelancer must provide a written credential request on official company letterhead for specific games at least 48 hours in advance of that game.

**WEBSITES:** Due to the growth of on-line services and our limited number of press box seats, the Giants will only issue daily credentials to those website personnel affiliated with a major news gathering organization.

**TICKETS:** All requests to purchase tickets must be made to the media relations department via telephone, e-mail or in-person. Requests must be made at least one week in advance of the game for all tickets. A limited number of tickets are available on a first-come, first-served basis.

**NO AUTOGRAPHS:** Media are not allowed to ask for autographs of uniformed personnel at AT&T Park. Anyone violating this policy will be asked to leave the premises and will have their credential revoked.

## GIANTS COMMUNICATIONS DEPARTMENT

AT&T Park  
24 Willie Mays Plaza  
San Francisco, CA 94107  
(415) 972-2445  
Fax: (415) 947-2800

Website: [sfgiants.com/sfgigantes.com](http://sfgiants.com/sfgigantes.com)

	Direct Phone	E-Mail Address
Senior Vice President, Communications - Staci Slaughter	972-1960	<a href="mailto:sslaughter@sfgiants.com">sslaughter@sfgiants.com</a>
<b>Media Relations</b>		
Senior Director, Broadcast Services - Maria Jacinto	972-2447	<a href="mailto:mjacinto@sfgiants.com">mjacinto@sfgiants.com</a>
Senior Director, Media Relations - Jim Moorehead	972-2449	<a href="mailto:jmoorehead@sfgiants.com">jmoorehead@sfgiants.com</a>
Manager, Media Relations - Matt Chisholm	972-2441	<a href="mailto:mchisholm@sfgiants.com">mchisholm@sfgiants.com</a>
Hispanic Media Relations Coordinator - Erwin Higueros	972-2442	<a href="mailto:ehigueros@sfgiants.com">ehigueros@sfgiants.com</a>
Media Relations Assistant - Eric Smith	972-2443	<a href="mailto:esmith@sfgiants.com">esmith@sfgiants.com</a>

### Public Affairs and Community Relations

Senior Director, Public Affairs and Community Relations— Shana Daum	972-2496	<a href="mailto:sdaum@sfgiants.com">sdaum@sfgiants.com</a>
--	----------	--

Congratulations Buster Posey!  
2010 National League  
Rookie of the Year



[illegible]

# 2011 San Francisco Giants Schedule

MARCH/APRIL							GIANTS	
SUN	MON	TUE	WED	THU	FRI	SAT		
	7:15 28 OAK ◇	7:05 29 OAK ◇	12:45 30 OAK ◇	5:05 31 LAD ◇	7:10 1 LAD ◇	1:10 2 LAD ■		
5:05 3 LAD ◇		4 3:35 5 SD ◇	3:35 6 SD ◇	7 1:35 8 STL ◇	8:05 9 STL ◇			
1:05 10 STL ◇	7:15 11 LAD ◇	7:15 12 LAD ◇	7:15 13 LAD ◇	14 6:40 15 ARI ◇	5:10 16 ARI ◇			
1:10 17 ARI ◇	5:40 18 COL ◇	5:40 19 COL ◇	12:10 20 COL ◇	21 7:15 22 ATL ◇	1:10 23 ATL ■			
1:05 24 ATL ◇		4:05 25 PIT ◇	4:05 26 PIT ◇	9:35 27 PIT ◇	4:05 28 WSH ◇	1:05 30 WSH ◇		

MAY							GIANTS	
SUN	MON	TUE	WED	THU	FRI	SAT		
10:35 1 WSH ◇	4:05 2 WSH ◇	4:10 3 NYM ◇	4:10 4 NYM ◇	10:10 5 NYM ◇	7:15 6 COL ◇	6:05 7 COL ■		
1:05 8 COL ◇	9 7:15 10 ARI ◇	7:15 11 ARI ◇	12:45 12 ARI ◇	11:20 13 CHC ◇	4:10 14 CHC ■			
11:20 15 CHC ◇	5:40 16 COL ◇	12:10 17 COL ◇	7:10 18 LAD ◇	7:15 19 LAD ◇	20 4:10 21 OAK ◇	4:10 21 OAK ■		
1:05 22 OAK ◇	23 7:15 24 FLA ◇	7:15 25 FLA ◇	12:45 26 FLA ◇	5:10 27 MIL ◇	1:10 28 MIL ◇			
11:10 29 MIL ◇	1:15 30 STL ◇	5:15 31 STL ◇						

JUNE							GIANTS	
SUN	MON	TUE	WED	THU	FRI	SAT		
			5:15 1 STL ◇	5:15 2 STL ◇	7:15 3 COL ◇	6:05 4 COL ◇		
1:05 5 COL ◇	7:15 6 WSH ◇	7:15 7 WSH ◇	12:45 8 WSH ◇	7:15 9 CIN ◇	7:15 10 CIN ◇	1:10 11 CIN ■		
1:05 12 CIN ◇	13 6:40 14 ARI ◇	6:40 15 ARI ◇	6:40 16 ARI ◇	7:05 17 OAK ◇	7:05 18 OAK ◇			
1:05 19 OAK ◇	20 7:15 21 MIN ◇	7:15 22 MIN ◇	12:45 23 MIN ◇	7:15 24 CLE ◇	6:05 25 CLE ◇			
1:05 26 CLE ◇	27 5:05 28 CHC ◇	5:05 29 CHC ◇	11:20 30 CHC ◇					

HOME AWAY HOME EXHIBITION AWAY EXHIBITION

Dates, time and opponents subject to change.

FOLLOW THE GIANTS ON RADIO: KNBR 680 EN ESPAÑOL: KIQI 1010 AM / KATD 990 AM

WATCH THE GIANTS ON: NBC Bay Area □ Fox Saturday ■ CSN Bay Area ◇ and ESPN ◆

JULY							GIANTS	
SUN	MON	TUE	WED	THU	FRI	SAT		
					4:05 1 DET ◇	4:05 2 DET ◇		
10:05 3 DET ◇	2:05 4 SD ◇	7:15 5 SD ◇	7:15 6 SD ◇	7:15 7 SD ◇	7:15 8 NYM ◇	1:10 9 NYM ■		
5:05 10 NYM ◇	11 12 13 All-Star Break			7:05 14 SD ◇	7:05 15 SD ◇	5:35 16 SD ◇		
1:05 17 SD ◇	7:15 18 LAD ◇	7:15 19 LAD ◇	12:45 20 LAD ◇	21 7:15 22 MIL ◇	6:05 23 MIL ◇			
1:05 24 MIL ◇	25 4:05 26 PHI ◇	4:05 27 PHI ◇	4:05 28 PHI ◇	4:10 29 CIN ◇	1:10 30 CIN ■			
10:10 31 CIN ◇								

AUGUST							GIANTS	
SUN	MON	TUE	WED	THU	FRI	SAT		
	7:15 1 ARI ◇	7:15 2 ARI ◇	12:45 3 ARI ◇	7:15 4 PHI ◇	7:15 5 PHI ◇	6 7:15 8 PHI ■		
1:05 7 PHI ◇	7:15 8 PIT ◇	7:15 9 PIT ◇	12:45 10 PIT ◇	11 4:10 12 FLA ◇	4:10 13 FLA ◇			
10:10 14 FLA ◇	4:10 15 ATL ◇	4:10 16 ATL ◇	4:10 17 ATL ◇	4:10 18 HOU ◇	5:05 19 HOU ◇	4:05 20 HOU ◇		
11:05 21 HOU ◇	22 7:15 23 SD ◇	7:15 24 SD ◇	7:15 25 HOU ◇	7:15 26 HOU ◇	6:05 27 HOU ◇			
1:05 28 HOU ◇	7:15 29 CHC ◇	7:15 30 CHC ◇	12:45 31 CHC ◇					

SEPTEMBER							GIANTS	
SUN	MON	TUE	WED	THU	FRI	SAT		
				1 7:15 2 ARI ◇	2 6:05 3 ARI ◇	3 7:15 4 ARI ■		
1:05 4 ARI ◇	1:05 5 SD ◇	7:05 6 SD ◇	3:35 7 SD ◇	8 7:15 9 LAD ◇	1:10 10 LAD ■			
1:05 11 LAD ◇	7:15 12 SD ◇	7:15 13 SD ◇	12:45 14 SD ◇	5:40 15 COL ◇	6:10 16 COL ◇	5:10 17 COL ◇		
12:10 18 COL ◇	19 7:10 20 LAD ◇	7:10 21 LAD ◇	7:10 22 LAD ◇	6:40 23 ARI ◇	5:10 24 ARI ◇			
1:10 25 ARI ◇	7:15 26 COL ◇	7:15 27 COL ◇	12:45 28 COL ◇	29 30 1/25/11				

The 2011 Giants Media Guide was written, edited and produced by Matt Chisholm, Eric Smith, Erwin Higueras, Maria Jacinto, Jim Moorehead, Liam Connolly, Max Hollister and Nancy Donati; and designed and published by Diablo Custom Publishing, Walnut Creek, CA. © San Francisco Giants.

Photography: Missy Mikulecky, Andy Kuno, Suzanna Mitchell, Martha Jane Stanton, MLB Photos and BBWAA New York Chapter.

Special thanks to the Giants front office and baseball operations department for their assistance. Also thank you to Staci Slaughter, Bertha Fajardo and to Joan Ryan for her contribution to Giants Gems. Finally, thanks to the Associated Press for use of their quotes in the postseason section.

The Guide is available at AT&T Park, Giants Dugout Stores, the team's website (sfgiants.com), through the mail by writing: Giants Information Guide, Mail Order Dept., AT&T Park, 24 Willie Mays Plaza, San Francisco, CA 94107 or by phoning the mail order department at 1-800-442-6873 or (415) 575-5101.

Now batting clean-up.  
Chevron with **TECHRON**®.



Who's always a team player? Your car. Think about it. Getting you to work, to school, to the game, everywhere you need to be. So help your car stay on top of its game. Avoid those low quality gasolines that can leave crud on your car's vital engine parts. Always use the gas that cleans, Chevron with Techron®. Go Techron! And go Giants!



© 2011 Chevron U.S.A. Inc. All rights reserved. All trademarks are property owned by Chevron Intellectual Property LLC. All other trademarks are the property of their respective owners.

Care for your car



*Follow your team from almost anywhere.*



Get highlights, scores, and stats on the nation's fastest mobile broadband network.

**AT&T IS THE OFFICIAL AND EXCLUSIVE COMMUNICATIONS  
PARTNER OF THE SAN FRANCISCO GIANTS.**

*Rethink Possible*



**1.866.MOBILITY - ATT.COM - VISIT A STORE**

Mobile broadband and other services not available everywhere. See coverage map at stores for details. ©2011 AT&T Intellectual Property. Service provided by AT&T Mobility. All rights reserved. AT&T and the AT&T logo are trademarks of AT&T Intellectual Property. All other marks contained herein are the property of their respective owners.