



Colorado Rockies Baseball Club, Ltd.

Coors Field ♦ 2001 Blake Street ♦ Denver, CO 80205

www.rockies.com

facebook.com/rockies ♦ [twitter: @rockies](https://twitter.com/rockies) ♦ Spanish twitter: [@losrockies](https://twitter.com/losrockies)

GENERAL CLUB INFORMATION

Home: Coors Field (50,480)

First Game: April 26, 1995

Surface: Grass

Fences (LF-CF-RF): 347, 415, 350

League/Division: National League West

Founded: 1990, Colorado Baseball Partnership

Inaugural Season: 1993

Colors: Purple, Black and Silver

Owner/Chairman & CEO: Richard L. Monfort

Owner/General Partner: Charles K. Monfort

EVP, Chief Baseball Officer & GM: Daniel J. O'Dowd

Manager: Walt Weiss

Important Phone Numbers

Administration(303) 292-0200

fax(303) 312-2116

Customer Service(303) ROCKIES

Tickets(800) 388-ROCK

Salt River Fields at Talking Stick(480) 362-2800

fax(480) 362-2876

Communications(303) 312-2325

fax(303) 312-2319

Press Box(303) 312-2326/2327

MLB Public Relations(212) 931-7878

fax(212) 949-5654

TABLE OF CONTENTS

FRONT OFFICE1-18

2013 ROCKIES19-173

• Coaches/Support Staff20-32

• Players A-D33-78

• Players E-H78-113

• Players I-M114-129

• Players N-R130-151

• Players S-Z152-172

• Spring Training Roster173

• National Baseball Hall of Fame174

2012 IN REVIEW175-188

RECORDS & HISTORY189-262

• Team / Individual Records190-220

• Franchise Bests221-226

• Home Run History227-233

• Miscellaneous History234-239

• All-time Roster240-243

• Chronology244-246

• Awards / All-Star Game247-249

• History of Baseball in Denver250

• Postseason History251-262

2013 OPPONENTS263-272

FARM SYSTEM273-342

• Scouting274-277

• Player Development278-280

• Triple-A281-282

• Double-A283-284

• High-A285-286

• Single-A287-298

• Short Season-A289-290

• Rookie291-292

• Dominican Summer League293-294

• Minor League Players296-342

MEDIA INFORMATION343-348

SPRING TRAINING349-352

COMMUNITY353-355

COORS FIELD356

INDEX357-359

2013 ROCKIES INFORMATION GUIDE

The 2013 Colorado Rockies Information Guide was produced by the club's communications department under the leadership of the Jay Alves, Vice President of Communications. The guide was written and compiled by Nick Piburn, Matt Whewell, Irma Castañeda and Mike Kennedy. Cover concept by Jay Alves, Nick Piburn, Matt Whewell and Jill Campbell. Cover graphic design by Jill Campbell. Special thanks to David Vincent, John Labombarda, Bob Waterman and Ryan McKee. Thanks to the Rockies front office and baseball operations department for their assistance. Information is as of February 13, 2013. A big thank you to Sarah Topf for her assistance as well. Books printed by American Web, Inc.

All photos—unless otherwise noted—are courtesy of the outstanding staff at Rich Clarkson & Associates. Team photographers include: Rich Clarkson, Josh Duplechian, Ryan McKee, Steve Nowland, Jamie Schwaberow and Brett Wilhelm.

Statistics provided by Elias Sports Bureau, STATS, LLC., Baseball Information System, Baseball-Reference and SABR.

This guide is an official copyrighted publication; all rights reserved. Any reproduction of the guide without written permission from the Colorado Rockies Baseball Club is strictly prohibited.

© 2013 Colorado Rockies



Front Office Directory

EXECUTIVE OFFICERS

Owner/Chairman & Chief Executive Officer	Richard L. Monfort
Owner/General Partner	Charles K. Monfort
Executive Vice President/Chief Baseball Officer & General Manager	Daniel J. O'Dowd
Executive Vice President/Chief Operating Officer	Gregory D. Feasel
Executive Vice President/Chief Financial Officer & General Counsel	Harold R. Roth
Sr. Vice President – Major League Operations/Assistant General Manager	William P. Geivett
Vice President – Communications	Jay E. Alves
Vice President – Corporate Sales	Marcy E. Glasser
Vice President/Chief Customer Officer – Ballpark Operations	Kevin H. Kahn
Vice President – Community & Retail Operations	James P. Kellogg
Vice President – Finance	Michael J. Kent
Vice President – Ticket Sales, Operations & Services	Sue Ann McClaren
Vice President – Scouting	William E. Schmidt
Vice President – Human Resources	Elizabeth E. Stecklein

EXECUTIVE OFFICE

Executive Assistant to the Owner/Chairman & Chief Executive Officer	Terry Douglass
Executive Assistant to the Owners/General Partners	Patricia Penfold

BASEBALL OPERATIONS

Assistant to the Executive Vice President/Chief Baseball Officer & General Manager	Adele Armagost
Manager – Baseball Operations/Assistant General Counsel	Zack Rosenthal
Assistant – Baseball Operations/Staff Counsel	Matt Obernauer
Assistant – Baseball Operations	Kent McKendry
Senior Director – Player Development	Jeff Bridich
Assistant Director – Player Development	Zach Wilson
Coordinator – Minor League Operations	Walker Monfort
Senior Director – International Scouting	Rolando Fernandez
Senior Director – Scouting Operations	Marc Gustafson
Assistant Director – Scouting	Danny Montgomery
Director – Professional Scouting	Jon Weil
Assistant – Video Coordinator/Baseball Operations	Scott Alves
Senior Advisor	Bo Mitchell
Advance Scout	Chris Warren
Director – Major League Operations	Paul Ekins
Senior Director – Medical Operations & Special Projects	Tom Probst
Head Athletic Trainer	Keith Dugger
Assistant Athletic Trainer	Scott Gehret
Director – Clubhouse Operations	Keith Schulz
Assistant to the Director – Clubhouse Operations	Joe Diaz
Assistant – Clubhouse Operations	Mike Pontarelli
Visiting Clubhouse Manager	Alan Bossart
Video Coordinator	Brian Jones

COMMUNICATIONS

Assistant Director – Communications	Nick Piburn
Manager – Communications	Matt Whewell
Assistant – Communications and Baseball Operations	Irma Castañeda

BUSINESS OPERATIONS

Assistant to the Executive Vice President/Chief Operating Officer	Kimberly Olson
Senior Director – Information Systems	Bill Stephani
Manager – Information Systems	Matt Stack
Voice/Network Administrator	Jeff Von Feldt
Help Desk Coordinator	Luella Ozawa
Director – Promotions and Special Events	Jason Fleming
Coordinator – Promotions	Bryan Bergeson
Coordinator – Promotions	Elisa Berzins
Coordinator – Mascot Program	Brady O'Neill
Director – In-Game Entertainment and Broadcasting	Kent Krosbakken
Editor/Producer – RockiesVision	Jeff Donehoo
Producer – RockiesVision	Camden Kelley
Motion Graphics Artist – RockiesVision	Ryan Gibson
Assistant – Promotions, Special Events and Broadcasting	Beverly Coleman
Public Address Announcer	Reed Saunders

BALLPARK OPERATIONS

Senior Director – Food Service Operations & Development	Albert Valdes
Manager – Ballpark Services	Mary Beth Benner
Office Support Assistant – Receptionist	Marty DeRosier
Senior Director – Guest Services	Steven Burke
Manager – Guest Services	Travis Howell
Manager – Guest Services	Brian Schneringer
Manager – Guest Services	Sandy Seta
Scheduling & Payroll Assistant	Bev Irvine

BALLPARK OPERATIONS CONTINUED

Director – Security	Greg Sexton
Head Groundskeeper	Mark Razum
Assistant Head Groundskeeper	James Sowl
Groundskeeping Assistant	James Garner
Senior Director – Engineering and Facilities	James Wiener
Director – Engineering	Randy Carilli
Director – Facilities	Dan "Oly" Olsen
Engineering Administrator	Colleen McBride
Maintenance Mechanic	Isaiah Bacachica
Maintenance Mechanic	Donny Gerber
Manager – Audio and Video	Scott Magennis
Engineers:	Arden Albers, Tim Arnpriester, Jeff Arundel, Richard Cordova, Anthony Cowell, Steve Hughes, James Leflar, Ernest Sandoval, Madora Stauffer, Mark Young

COMMUNITY & RETAIL OPERATIONS

Assistant to the Vice President – Community & Retail Operations	Kelly Hall
Manager – Community Affairs	Dallas Davis
Manager – Community Affairs	Antigone Vigil
Manager – Community Affairs/Club Historian	Paul Parker
Director – Retail Operations	Aaron Heinrich
Area Manager – Dugout Stores	Kristi Stehlik-Baxter
Managers – Rockies Dugout Stores:	
Aurora	Megan Roberts
Colorado Springs	Kristi Stehlik-Baxter
Denver	David Beckel
Flatiron Crossing	Tina Kopp
Greeley	Robin Rollins
Littleton	Kristi Stehlik-Baxter
Manager – Coors Field Receiving and Distribution Center	Steve Tomlinson

CORPORATE SALES

Assistant to the Vice President – Corporate Sales	Nicole Ortiz
Senior Account Executive - Corporate Sales	Kari Anderson
Coordinator – Corporate Sales	Sam Porter
Account Executive – Corporate Sales	Dan Lentz
Coordinator – Corporate Sales	Erin Price
Account Executive – Corporate Sales	Nate VanderWal
Coordinator – Corporate Sales	Kate Bakarich

TICKET SALES, OPERATIONS & SERVICES

Senior Director – Advertising, Marketing & Publications	Jill Campbell
Supervisor – Advertising & Marketing	Sarah Topf
Coordinator – Multicultural Marketing & Advertising	Marisol Villagomez
Assistant Editor – Interactive Marketing & Publications	Julian Valentin
Assistant – Advertising, Marketing & Publications	Jordan McGregor
Senior Director – Season Tickets, Finance and Technology	Jeff Benner
Manager – Season Tickets	Farrah Magee
Coordinator – Client Services & High School Baseball	Bobby DiCroce
Coordinator – Group Services	Cathy Taylor
Senior Director – Ticket Services, Finance and Technology	Kent Hakes
Manager – Ticket Services	James Valdez
Representative – Ticket Services	Jeff Nelson
Ticket Operations Representative	Becky Arrieta
Assistant – Ticket Strategy and Ticket Finance	Jacqui Smith
Director – Groups, Outbound Sales & Suites	Matt Haddad
Senior Account Executive – New Business Development	Todd Thomas
Senior Account Executive – Outbound Sales	Grayson Beatty
Senior Account Executive – Outbound Sales	Ryan Dillon
Account Executive – Group Sales	Nick Burd
Account Executive – Group Sales	Reuben Donnelly
Account Executive – Outbound Sales	Justin Bennett
Account Executive – Outbound Sales	Jason Regan
Assistant – Outbound Sales	Nichole Kluk
Manager – Suites & Party Facilities	Traci Abeyta
Coordinator – Suites & Party Facilities	Andy Finley
Representative – Suites & Party Facilities	Charles Mendenhall
Director – Ticket Operations	Scott Donaldson
Manager – Ticket Operations	Kevin Flood
Coordinator – Ticket Operations	Scott Nixon
Representative – Ticket Services	Brett Newmark

FINANCE

Assistant to the Executive Vice President/Chief Financial Officer & General Counsel	Tammy Vergara
Senior Director – Purchasing	Gary Lawrence
Coordinator – Purchasing	Gloria Giraldi
Senior Director – Accounting	Phil Emerson
Accountant	Joel Binfet
Accountant	Laine Campbell
Payroll Administrator	Juli Daedelow



Richard L. Monfort

Owner/Chairman & Chief Executive Officer



Dick Monfort enters his 16th season with the Rockies franchise and in 2013 he continues in his role as Owner/Chairman and Chief Executive Officer for the Club.

A Colorado native, Monfort and the Colorado Rockies Ownership Group have established the Colorado Rockies Baseball Club as a leading organization in the Rocky Mountain Region in both the sport and business of baseball. In September of 2004, The Monfort Family Foundation, a family directed charitable organization gifted \$10 million dollar to Children's Hospital Colorado with the construction of a new medical facility in Aurora, Colorado. The Oncology Floor of the new hospital is named in memory of Rick Wilson, a cousin of the Monfort Family. In addition, the Monfort's recently funded an artwork and photo display along with Colorado Rockies memorabilia which enhances the seventh floor of the hospital. Dick is the 2008 recipient of the United Way of Weld County Humanitarian of the Year Award; an award his father Kenny Monfort, received twenty years earlier. Ongoing funding and endorsement for the Boys & Girls Clubs in Metro Denver and Weld County continues to be an important work. In 2012, the benevolent work continued by matching dollar for dollar on collected contributions for those Coloradoans devastated by Colorado wildfires. Monfort Family also supports Monfort School of Business, University of Northern Colorado and the Monfort Excellence Fund, Colorado State University which both have tremendous impact on students, faculty and the Northern Colorado community through its scholarships for exceptional students and its support of outstanding faculty.

Monfort spent 25 years in the cattle business, primarily with his family's company. He became President of Monfort of Colorado, Inc. in 1987 and joined ConAgra Red Meats in 1991 as the President & CEO, then retiring from ConAgra in 1995. He helped launch the Montera Cattle Co. in 1996; currently, he owns the Hyatt Regency Indian Wells Resort & Spa in Indian Wells, California and the Hilltop Steak House in Boston. In January of 2012, Dick and his brother Charlie headed an investment group that purchased the Casper Ghosts, the Rockies affiliate in the Pioneer League now located in Grand Junction, Colorado.

Monfort is: Chairman of the University of Northern Colorado Board of Trustees, Chairman, Board of Directors of University of Colorado Health, Chairman of the Colorado Economic Development Commission, and on the Denver Zoo Board.

Born April 27, 1954, Dick makes his home in Greeley and he has three children: daughter Lyndsey, son-in-law Aaron Graber, and sons Walker and Sterling. A 1976 graduate of the University of Northern Colorado, Dick has a Bachelor of Arts Degree in Business Management. In May of 2012, Colorado State University President Tony Frank awarded the degree of Doctor of Humane Letters, [Honoris Causa], to Dick in recognition of his significant contributions to Colorado, industry, and higher education.



EXPANSION DRAFT, NOVEMBER 17, 1992

First Round

1. David Nied, rhp (ATL)
2. Charlie Hayes, inf (NYY)
3. Darren Holmes, rhp (MIL)
4. Jerald Clark, of (SD)
5. Kevin Reimer, of (TEX)
6. Eric Young, inf (LAD)
7. Jody Reed, inf (BOS)
8. Scott Aldred, lhp (DET)
9. Alex Cole, of (PIT)
10. Joe Girardi, c (CHC)
11. Willie Blair, rhp (HOU)
12. Jayhawk Owens, c (MIN)
13. Andy Ashby, rhp (PHI)

Second Round

1. Freddie Benavides, inf (CIN)
2. Roberto Mejia, inf (LAD)
3. Doug Bochtler, rhp (MON)
4. Lance Painter, lhp (SD)
5. Butch Henry, lhp (HOU)
6. R. Hawblitzel, rhp (CHC)
7. Vinny Castilla, inf (ATL)
8. Brett Merriman, rhp (CAL)
9. Jim Tatum, inf (MIL)
10. Kevin Ritz, rhp (DET)
11. Eric Wedge, c (BOS)
12. Keith Shepherd, rhp (PHI)
13. Calvin Jones, rhp (SEA)

Third Round

1. Brad Ausmus, c (NYY)
2. Marcus Moore, rhp (TOR)
3. Armando Reynoso, rhp (ATL)
4. Steve Reed, rhp (SF)
5. Mo Sanford, rhp (CIN)
6. Pedro Castellano, inf (CHC)
7. Curtis Leskanic, rhp (MIN)
8. Scott Fredrickson, rhp (SD)
9. Braulio Castillo, of (PHI)
10. Denis Boucher, lhp (CLE)



Charles K. Monfort

Owner/General Partner



Front Office

Charlie Monfort, Owner/General Partner is a Club founder and has been one of the Rockies' managing general partners since 1992.

As the Colorado Rockies celebrate the Club's 20th Anniversary this year, Charlie and the organization recognize some significant achievements over the years and look forward to many more. The Club earned its first post season appearance in 1995 as the National League Wild Card. The 2007 season was a historical one, as the team won its first National League Championship and advanced to the World Series for the first time in franchise history. An important

note and distinctive tribute for our organization includes the fact that 16 of the 25 players on the 2007 post season roster were developed through the Colorado Rockies farm system. Player development programs continue to have success: this past year Colorado Springs Sky Sox Triple-A finished 2nd in PCL Northern, Tulsa Drillers Double-A won 1st Half, 2nd overall in Texas League, Modesto Nuts High-A won 2nd half, 2nd overall in California League, Asheville Tourists Low-A finished 1st in the SAL Southern, Tri-City Dust Devils A-Short season finished 3rd in Northwest League, Grand Junction Rockies Rookie finished 2nd in Pioneer League South and the DSL Rockies finished 2nd in Dominican Summer League.

Both Charlie and Dick have strong ties to the state of Colorado and are very active within the community. In September of 2004, The Monfort Family Foundation donated a \$10 million dollar gift to The Children's Hospital to help build a new medical facility in Aurora, Colorado. The Oncology Floor of the new hospital is named after Rick Wilson, a cousin of the Monfort Family. Further donations have funded art-work and photo displays along with Colorado Rockies memorabilia which enhances the seventh floor of the hospital. Ongoing funding and endorsement for the Boys & Girls Clubs in Metro Denver and Weld County continues to be an important work. In 2012, the benevolent work continued by matching dollar for dollar on collected contributions for those Coloradoans devastated by Colorado wildfires. Monfort Family supports the Monfort School of Business, University of Northern Colorado and the Monfort Excellence Fund, Colorado State University which both have tremendous impact on students, faculty and the Northern Colorado community through its scholarships for exceptional students and its support of outstanding faculty. Many entities and organizations are benefactors of their gracious philanthropic work, enriching such institutions as CU Cancer Center, Craig Hospital, United Way, Denver Art Museum and Habitat for Humanity.

Charlie's family has operated a major cattle-feeding operation for three generations, and introduced fabrication of beef products in 1959. Based in Greeley, Colorado, the company was operated by the Monforts since the 1930s. Charlie became president of Monfort International Sales Corp., in 1988 and under his guidance the corporation became one of the largest beef exporters in the world, and the leading exporter of beef products to Asia.

Monfort became president of ConAgra Refrigerated Foods International, Inc., in 1990, which consolidated his company with all of ConAgra's refrigerated foods international companies. In order to concentrate on his leadership role in the Rockies, Charlie resigned as president in late 1997. In January of last year, Charlie and his brother Dick headed an investment group that purchased the Casper Ghosts, the Rockies affiliate in the Pioneer League now located in Grand Junction, Colorado.

Born Oct. 30, 1959, Monfort has a Bachelor of Science Degree in Marketing & Business Management from the University of Utah (1982) and served as president of Kappa Sigma Fraternity. He currently serves on the Special Olympics Board of Directors and is a member of the Advisory Board for the University of Utah. Charlie has son Kenny, daughter Ciara and twins, son Lucas and daughter Danica and continues to make his home in Greeley.



EXPANSION DREAMS

The 2007 National League Champion Rockies were the sixth expansion team to play in a World Series since 2000 (Tampa Bay achieved that status in 2008). Colorado reached the World Series in the team's 15th season, after joining the National League in 1993.

Only six expansion teams have reached their first World Series faster.

<u>Yrs. to reach WS</u>	<u>Team</u>	<u>Expansion Yr.</u>	<u>Series Yr.</u>
5	Arizona Diamondbacks	1997	2001
5	Florida Marlins	1993	1997
8	New York Mets	1962	1969
12	Tampa Bay Rays	1998	2008
12	Kansas City Royals	1969	1980
13	Milwaukee Brewers	1970	1982
15	Colorado Rockies	1993	2007



Colorado Rockies Ownership Group

Linda Alvarado Alvarado Construction, Inc.

Linda Alvarado is President and CEO of Alvarado Construction, Inc., a Denver based commercial general contractor, construction management/development and property management firm which has built projects across the United States and internationally.

Linda is also a corporate director of 3M Company and Pitney Bowes.

Linda is a founding trustee of The Rose Community Foundation, a director of the Taco Bell Foundation, founding member and past Chairman of the Board of The Denver Hispanic Chamber of Commerce, Commissioner of the White House Initiative for Hispanic Excellence in Education and serves in numerous leadership positions in other civic and charitable organizations.

The Denver Post

The Denver Post is a full-service media company, reaching more Denver-area adults every day of the week than any other medium in the market. The Denver Post's diverse portfolio of digital, mobile, search, social media and print products includes Colorado's largest daily newspaper, the state's most-visited website, DenverPost.com, and the largest network of websites, which includes DailyCamera.com and ColoradoDaily.com.

As Colorado's leading source for news and information, The Denver Post also has the largest social media following, with more Facebook fans and Twitter followers than any other local media competitor. The Post also offers a full menu of free apps for smart devices, including an iPad app, mobile news apps, professional sports apps, a Snow report and bilingual Viva Colorado app, and a growing list of eBook apps. For more information visit DenverPost.com/mobile.

Fox Sports Media Group

Fox has been involved with Major League Baseball since 1996 when FOX Sports became an exclusive national television rights-holder in a partnership that continues today.

Fox Sports Networks (FSN) is the largest collection of regional sports services in the country, producing over 5,000 live local events each year and serving as the regional TV home to more than half of all MLB, NHL, and NBA teams. Through its 20 owned-and-operated networks, FSN produces and televises more than 2,000 MLB games every season. FSN is a wholly owned division of FOX Sports Media Group (FSMG), the umbrella entity representing News Corporation's wide array of multi-platform US-based sports assets, which also includes FOX Sports, the sports television arm of the FOX Broadcasting Company; SPEED and SPEED2; Fox Soccer Channel and Fox Soccer Plus; FUEL TV; and Fox College Sports.

In addition, FSMG also includes FOX Sports Interactive Media, which comprises FOXSports.com on MSN, whatifsports.com and scout.com, reaching over 36 million unique visitors monthly. Also included are Fox's interests in joint-venture businesses FOX Deportes, Big Ten Network, and STATS, LLC, as well as licensing agreements that establish the FOX Sports Radio Network, FOX Sports Skybox restaurants, and FOX Sports Grills.

Peter Coors Molson Coors Brewing Co.

Pete Coors is chairman of the board of Molson Coors Brewing Company, the fifth-largest brewer in the world. He is also chairman of the board of MillerCoors, a U.S. joint venture between Molson Coors and SABMiller.

Pete is the great grandson of Adolph Coors, who founded Coors Brewing Company in 1873. In addition to supporting the Colorado Rockies, Pete serves on the board of directors for Energy Corporation of America, University of Colorado Hospital, and Denver Area Council of the Boy Scouts of America. Pete is President of the University of Colorado Hospital Foundation and is a member of the National Western Stock Show Association executive committee.

Marne Obernauer, Jr. Beverage Distributors Company

Marne Obernauer, Jr., is Chairman of Beverage Distributors Company, a major wholesale distributor of fine wines, spirits and craft beers in Colorado.

From 1982-98, Obernauer was Chairman and CEO of Devon Group, Inc., a publicly traded company engaged in a broad range of graphic arts services and products.

He is a Founding Member of the American Business Conference and is a Director of the Committee For a Responsible Federal Budget. He is also the Chairman Emeritus of the Board of LIFT, a national student volunteer service organization linking people in need with the resources and opportunities necessary to become self-sufficient.

KOA

KOA Radio, the 50,000 watt station of the Colorado Rockies Radio Network, is owned by Clear Channel Media and Entertainment.

With 238 million monthly listeners in the U.S., Clear Channel Media and Entertainment has the largest reach of any radio or television outlet in America. Clear Channel Media and Entertainment serves 150 cities through 850 owned radio stations. The company's radio stations and content can be heard on AM/FM stations, HD digital radio channels, Sirius/XM satellite, on the Internet at iHeartRadio.com and on the company's radio station websites, on the iHeartRadio mobile application on iPads and smartphones, and used via navigation systems from TomTom, Garmin and others.

The company's operations include radio broadcasting, online and mobile services and products, syndication, music research services and independent media representation. Clear Channel Media and Entertainment is a division of CC Media Holdings, Inc. (OTCBB: CCMO), a leading global media and entertainment company. More information on the company can be found at clearchannel.com, clearchanneloutdoor.com and ccmediaholdings.com.

In Memory

The Rockies remember two gentlemen who were instrumental in the history and success of the franchise, Marne Obernauer, Sr. and Jerry D. McMorris. Obernauer, a minority owner of the club, was the founder of the Beverage Distributors Company. He passed away in October, 2012. McMorris, was an original Colorado Rockies founder who later served as the club's Chairman, President and CEO. Mr. McMorris passed away in May of last year.





Daniel J. O'Dowd

Executive Vice President, Chief Baseball Officer/General Manager



Front Office

Dan O'Dowd is entering his 14th season leading the Rockies Baseball Operations department. This is O'Dowd's third season as the Rockies Executive Vice President, Chief Baseball Officer/General Manager after spending 11 seasons as the Rockies Executive Vice President, General Manager. Only three other general managers have been with their respective clubs for longer periods of time.

Prior to joining the Rockies, O'Dowd served in the Indians front office for 11 years, from 1988-98, most recently as Vice President of Baseball Operations and Assistant General Manager. He spent his first five seasons with the Indians (1988-92) as Cleveland's Director of Player Development. Before joining the Indians, O'Dowd worked five years for the Orioles. He left Baltimore after two and a half seasons as Assistant Director of Player Development and Scouting. O'Dowd also worked in Baltimore's broadcasting and marketing departments.

Born September 6, 1959, Dan and his wife, Jackie, have three children, Christopher, Lexie and Jack and make their home in South Denver. Dan's oldest son, Christopher, plays in the San Diego Padres system after he was selected in the 2012 First-Year Player Draft by the club and their daughter, Lexie, is entering her freshman year at the University of Vanderbilt. Dan is a graduate of Rollins College in Winter Park, FL

CURRENT GM'S TENURE

<u>General Manager</u>	<u>Team</u>	<u>Since</u>
Brian Sabean	Giants	9/30/1996
Billy Beane	Athletics	10/17/1997
Brian Cashman	Yankees	2/3/1998
Dan O'Dowd	Rockies	9/20/1999

ROCKIES GENERAL MANAGERS

<u>General Manager</u>	<u>Years</u>
Dan O'Dowd	1999-present
Bob Gebhard	1991-1999



Greg Feasel

Executive Vice President/Chief Operating Officer



Greg Feasel enters his eighteenth year with the Colorado Rockies Baseball Club and third as Chief Operating Officer. As such, Greg manages all aspects of the organization's business operations—including all revenue areas, customer service, ticket sales and operations, corporate sales, publications, broadcasting, community affairs, merchandising, promotions, special events, premier suites and party facilities, information systems, human resources and all the day-to-day operations at Coors Field.

Greg joined the Rockies prior to the 1996 season after serving as a Division Director of Sales and Marketing for Coca-Cola Enterprises where he was responsible for all revenue areas and key accounts, while overseeing the day-to-day operations of a Distribution and Sales Center. Greg is also a former educator in Texas and Colorado.

A graduate of Abilene Christian University, Greg was inducted into the school's Sports Hall of Fame in February 2005. Along with his brother, Grant, he was also selected for the ACU All-Century Team in 2005. Greg was a professional football player from 1983-1987. His career included time with the Green Bay Packers, San Diego Chargers and the Denver Gold in the United States Football League.

In addition to his responsibilities with the Rockies, Greg is also very active in the community. He currently serves as a board member of the Downtown Denver Partnership/Denver Civic Ventures Board, the Denver Hispanic Chamber of Commerce, VISIT DENVER (The Convention and Visitors Bureau), the University of Colorado Denver Business School Sports and Entertainment Management Advisory Council, the Clear Channel Local Advisory Board and is Executive Director of the Colorado Rockies Baseball Club Foundation. He has also served as President of Colorado's chapter of the NFL Alumni Association and as a Distinguished Visiting Professor at Johnson & Wales University.

Greg, his wife, Lynn, and their daughter, Zoie, reside in Denver.



Hal Roth

Executive Vice President - CFO & General Counsel



Hal Roth has served as the Rockies' Chief Financial Officer since August 1993 and General Counsel since the summer of 2000. He begins his 21st year with the organization. Hal is responsible for all the financial and legal functions of the club, including accounting, banking, insurance, contracts and litigation.

Prior to joining the club, Hal was a partner with the public accounting firm of Coopers & Lybrand for 19 years, 1975-93, where he specialized in taxation. He holds a Bachelor's Degree from Albion College, an M.B.A. and J.D. from the University of Denver and an L.L.M. (in taxation) from NYU. Hal is also a certified public accountant (inactive).

Hal and his wife, Connie, have two sons, Reilly and Rory, and reside in Englewood. He has served on a variety of charitable boards, including the Colorado Council on Economic Education, Colorado Children's Chorale, the Colorado Neurological Institute, and Seniors Inc. Hal is currently an advisor to DECA, a high school business program. His hobbies include golf, skiing, and climbing Colorado's 14,000-foot peaks during the summer.



Bill Geivett

Senior Vice President - Major League Operations/Assistant GM



Bill Geivett was named Senior Vice President of Major League Operations in August of 2012. He previously spent two years as the Rockies Senior Vice President of Scouting and Player Development, Assistant General Manager. Geivett also previously served as the Rockies Assistant General Manager and Vice President of Player Development.

In his new role, Geivett oversees the day-to-day operations of the Major League club. His role is one of leadership with the Major League club, as all aspects of the daily operations are overseen by him. Geivett has been influential in forming the current roster and field staff.

Geivett, 49, joined the Rockies November 11, 2000 and is in his 13th season with the club, his 26th in professional baseball. From 2000-2002, Geivett oversaw the Rockies player personnel; he was given the additional responsibility of overseeing the Rockies farm system

in 2003, which he did until moving into his current role in August of 2012.

On Opening Day 2009, the Rockies put together an entire lineup of homegrown players, the only team in the Majors to accomplish that in 2009. Additionally, when the Rockies clinched the 2009 NL Wild Card with a 9-2 win vs. Milwaukee on October 1, 2009, all nine players in the starting lineup were either originally drafted or signed by Colorado.

In 2007, the Rockies were named the Organization of the Year by Baseball America after the club reached the World Series. Colorado's World Series roster featured 16 players who were originally drafted or signed by the Rockies.

In 2004, the Rockies Minor League system produced both the Minor League Player of the Year (Jeff Francis) and Minor League Reliefs Relief Man winner (Ryan Speier), the first organization to ever claim both awards in the same season.

Bill came to Colorado from the Dodgers where he had worked since September of 1998, most recently as Assistant General Manager (2000). Prior to that, he was the Special Assistant to the GM for Tampa Bay. From 1994-96, he headed Montreal's farm system, which garnered the coveted Topps Organization of the Year honors in 1996. He broke into the Majors with the Yankees as a scout and organizational instructor in 1991. He coached collegiately at Loyola Marymount (1989-90) and Long Beach State (1991).

Geivett played four seasons of professional baseball in the California Angels organization until sustaining a career-ending knee injury with Double-A Midland in 1988. As a collegian, the third baseman received All-America accolades at the University of California-Santa Barbara. He is a member of the UC Santa Barbara Intercollegiate Athletics Hall of Fame. He also attended Sacramento City College and was drafted four times overall during the early 1980s.

Geivett has a Master's Degree from Azusa Pacific University (1991) and is an active member for the Society for American Baseball Research (SABR).

He and his wife, Bonnie, make their home in Parker, CO, with their children Rachel and Sam.



Jay Alves

Vice President - Communications



Jay Alves was named to his current position on January 4, 2005. He enters his 16th season with the Rockies, his 31st in Major League Baseball. In 2010, Alves was honored by Major League Baseball as the recipient of the Robert O. Fishel Award for public relations excellence.

Alves, 58, began his baseball career in 1981 in the marketing department of the Oakland Athletics. After three years he was named the Assistant Director of Scouting (1984-1986) and then, over his last nine years with the Athletics, he served as the Director of Baseball Information (1987-95). During that time he was the lead club public relations representative for the 1987 All-Star Game and during four postseason appearances, including three consecutive World Series (1988-90). He was also a member of Oakland's radio broadcast team (1993-95) where he did play-by-play and hosted pre- and postgame talk shows. Just prior to coming to Colorado he was the Director of Public Relations at SportsChannel Pacific (1996-97).

In addition to his Communication and Public Relation duties with the Rockies, Alves has occasionally substituted as a color analyst for Rockies televised games. He has also worked during baseball's postseason for ESPN and FOX. In addition, on behalf of Major League Baseball, Alves has worked in a public relations capacity at several All-Star games as well as the World Series.

Alves is a 1977 graduate of the University of Arizona with a degree in Radio-Television. Following graduation he was a sports anchor and reporter for the ABC affiliate in Tucson, Arizona, KGUN-TV.

Raised in Half Moon Bay, CA, Jay and his wife Doreen now make their home in Littleton, CO and have three sons, Andrew, Scott and Jake.



Marcy E. Glasser

Vice President - Corporate Sales



Marcy English Glasser is in her 21st year with the Rockies, as she has been with the club since its inaugural season. In her current role, she is responsible for overseeing the club's revenue generated by sales of print advertising, in-stadium signage, video board advertising, game day/in-market promotions, use of team marks and online advertising. She also works with media rights holders in selling select inventory inside team radio and television broadcasts.

Marcy originally joined the Rockies in September, 1992, as an Account Executive. She was named Senior Director, Corporate Sales in 1999 before being promoted to Vice President-Corporate Sales in 2010. Prior to joining the Rockies, she worked in radio and television sales.

A graduate of the University of Kansas, where she earned a B.A. in Journalism, Marcy and her husband, Todd, reside in Littleton, CO. Their son, J.T. and daughter-in-law, Macy, reside in Louisville, KY.



Kevin Kahn

Chief Customer Officer / Vice President - Ballpark Operations



Kevin Kahn begins his 20th season with the Rockies and 12th as Vice President, being named to that position on November 13, 2001. In December of 2003, the club named Kahn its first-ever Chief Customer Officer.

As CCO, he is responsible for overseeing the Coors Field Customer Service Committee, a group that focuses on raising the quality of the Rockies and Coors Field service partners for all of the club's employees, guests and sponsors. He continues to direct ballpark operations, including the club's partnership with Aramark, the food service provider at Coors. Prior to being named Vice President,

Kahn, 48, was Senior Director of Coors Field Operations from 1997-2000. He was the Director of Stadium Services his first three seasons.

Overall, Kahn has been involved with professional baseball for 30 years, as he previously worked for the Oakland Athletics from 1981 to 1993. He started as an operations assistant and was then named Director of Stadium Operations in 1987. He spent his last seven seasons with the A's in that capacity.

The Oakland, CA native graduated from Bishop O'Dowd High School. He received his Bachelor's Degree in Business Administration from California State University-Hayward.

Kevin is married to Lisa, has two children, Haley (13) and Kyle (11), and resides in Highlands Ranch, CO. He currently serves on the Board of Directors for the Police Activities League of Denver, and is also a member of Major League Baseball's Security & Facility Management Advisory Committee.



Jim Kellogg

Vice President - Community / Retail Operations



Jim Kellogg enters his eighth year as Vice President of Community and Retail Operations after being named to the post on January 1, 2006. This is his 20th season with the Rockies organization.

In his current role, Kellogg, 49, is responsible for directing the Rockies' retail operations as well as heading up the Community Affairs department. Jim works directly with players and coaches as the liaison between the front office and the community. His community work is a reflection of the Rockies' contributions to youth education and health. His duties include overseeing the Colorado Rockies

Baseball Club Foundation and the Colorado Rockies Charity Fund, in addition to managing the Rockies Dugout stores, Internship Program and Club Archives.

Prior to joining the Rockies, Kellogg spent eight years with Mercantile Stores. He serves on the Board of Directors for the Lower Downtown District, Inc., he serves on the Executive Committee of the Colorado Sports Hall of Fame and is the current Chairman of the Children's Hospital Colorado Foundation's Corporate Leadership Council.

A graduate of Denver's J.K. Mullen High School, Jim attended Colorado State University and received his Bachelor's Degree from Regis University in 1987. He and his wife, Cheli, reside in Highlands Ranch, CO. They have two children, Danny and Amanda.



Michael Kent

Vice President - Finance



One of the original members of the officer roster, Michael Kent joined the Rockies in January, 1992, and enters his 22nd year with the club.

Kent, 55, is in contact with every department in the organization, assisting them in financial planning and budgeting. He also is responsible for financial reporting, cash management, club insurance and benefits. Michael came to Colorado after a decade with the Philadelphia Phillies (1982-91). He served as Controller at the time of his move West. Prior to joining the Phillies, he worked in the Long Island, NY, office of Deloitte Haskins & Sells, providing accounting serv-

ices to small and growing businesses.

Michael and his wife, Mary, have five children: Jonathan, Laura, Timothy, Bryan, and Nicole. The family resides in Highlands Ranch, CO. He attended Villanova University and graduated with a degree in accounting in 1979.



Sue Ann McClaren

Vice President - Ticket Sales, Operations & Services



Sue Ann McClaren joined the Rockies in the fall of 1992 and enters her 21st season with the club, her 36th year in Major League Baseball. McClaren was named Vice President on December 1, 1995, becoming the Rockies' first female officer.

Sue Ann served as Director of Ticket Sales in the inaugural season of 1993, during which the Rockies set Major League records for highest attendance in a single game, night game, three-game series and single season. Colorado led the majors in attendance for each of its first seven seasons of existence (1993-99) and has drawn more than 44 million since 1993, better than any team in baseball.

Sue Ann joined Colorado after 15 years with the St. Louis Cardinals, who won three NL pennants and one World Series title during that time. She joined the Cardinals in their sales department, then worked her way up to Director of Ticket Sales before departing for the expansion Rockies.

A 1977 graduate of William Woods College in Fulton, MO, McClaren is single and lives in Denver.



Bill Schmidt

Vice President - Scouting



Bill Schmidt began his direction of the scouting department on October 1, 1999. He was named Vice President of Scouting on January 2, 2007.

Schmidt, 53, joined the Rockies from the Cleveland Indians, where he served four seasons (1995-1999) as a National Crosschecker. Before that, Schmidt supervised the Southern California, Arizona and Nevada regions for the New York Yankees (1988-95). He worked for the Major League Baseball Scouting Bureau from 1987-88, and launched his scouting career with the Cincinnati Reds (1982-84). All told, he has 29 years of scouting experience.

His first job out of college was as head baseball coach at his alma mater, Magnolia High School, in Anaheim, CA. He also assisted at Santa Ana Junior College (1982-84) and Arizona State (1985). Professionally, he coached in the Pioneer League for the Reds (1984) and Brewers (1986) before his three seasons (1991-93) coaching the Yankees' New York-Penn League club.

Born August 22, 1959, he and his wife, Linda, have two sons, Andrew (18) and Matthew (16). Bill has a Master's Degree from Azusa Pacific and a Bachelor's from Cal State-Long Beach.



Elizabeth Stecklein

Vice President - Human Resources



One of the Rockies' first employees, Stecklein enters her eighth year as Vice President of Human Resources after being named to the position on January 1, 2006.

Stecklein, 58, recently celebrated her 21st anniversary with the Club being hired in December 1991. She earned a promotion to Director of Personnel and Administration in 1995 and was a Senior Director for eight years from 1998-2005.

As the head of H.R., Liz oversees all personnel matters for the organization's many departments. She is responsible for negotiating benefit and insurance packages for all of the club's employees.

Prior to joining the Rockies, Stecklein spent 20 years in Employee Relations for Exxon Company, USA, before the company's relocation.

She is a graduate of Denver's Cathedral High School. Liz and her husband, Steve, have two grown children, son Stephen, and daughter-in-law Mandy, and grandchildren Kylie, Bailey, and Madison and daughter, Kristin and son-in-law Eric.



Jeff Bridich

Senior Director - Player Development



Jeff Bridich begins his ninth season with the Rockies, his second as Senior Director of Player Development after being named to that position on September 14, 2011. He joined the Rockies front office in December of 2004 as Manager of Minor League Operations and operated as the Senior Director of Baseball Operations from 2006 to 2011.

The 35-year-old currently oversees all phases of the club's Player Development system. As Senior Director of Baseball Operations, Jeff assisted Dan O'Dowd in various aspects of baseball operations, including contract issues, player transactions, payroll management, financial and statistical analysis and rules administration. Bridich came to Colorado after working in the Office of the Commissioner for Major League Baseball from 2001-04. Jeff worked closely with each Major League team in minor league contracts and transactions.

A graduate of Harvard University in 2000, the Milwaukee native played four seasons as a catcher and outfielder for the Crimson, serving as a tri-captain his senior year.

Born Sept. 10, 1977, Jeff and his wife, Sarah, reside in Denver. They have a son, Benjamin, and a daughter, Maya.



Marc Gustafson

Senior Director - Scouting Operations



Marc Gustafson begins his 21st season with the organization. He was named Senior Director of Scouting Operations on September 15th, 2011. Marc was the Senior Director of Player Development from 2010 – 2011. He served as the Director of Player Development from 2006 – 2009 and Assistant Director of Player Development from 1997 – 2005. Prior to joining the front office, he was a Rockies organizational trainer for five years.

Gus, 43, supervises and administers all amateur scouting personnel throughout the season, manages the day-to-day operations of the Scouting Department, organizes the First-Year Player Draft in June, serves as the area scout for Colorado and Wyoming and evaluates other talent as assigned.

Marc and his wife, Amy, and their two sons, Jack (10) and Charlie (7), reside in Westminster. Born September 14, 1969, Gus lettered in football, baseball and basketball at Eaton (CO) High School. His great grandparents immigrated to Eaton and his family has lived there for four generations. He played baseball at Doane College in Crete, NE and graduated from Colorado State University, earning a Bachelor's Degree in Exercise and Sport Science.



Rolando Fernandez

Senior Director - International Scouting



Rolando Fernandez begins his 21st season with the Rockies organization and serves as the Senior Director of International Scouting. Rolando oversees all aspects of International Scouting including player signings, scouting, player development and day-to-day operations.

Some of the players he has signed include Rockies' players Jhoulys Chacin, Juan Nicasio, Esmil Rogers, Jonathan Herrera, Franklin Morales, Wilin Rosario, Hector Gomez, Edwar Cabrera and Rafael Ortega. Other Major League players include Ubaldo Jimenez, Alberto Arias, Everth Cabrera, Pedro Strop and Aneury Rodriguez. In 2005, Rolando was honored as the Rockies' Herb Hippauf Scouting Award recipient. Prior to his current role, Rolando spent four seasons as the roving Latin American Coordinator and in 1999, was named the Rockies' Player Development "Man of the Year." Fernandez coached the Rockies' Arizona Rookie League club from 1994-97 and Visalia for half the '93 season. Before joining the Rockies, the former outfielder played three years in the Chicago Cubs organization. He was drafted by the Cubs in the 1990 June draft.

A 1990 graduate of Northwestern State University of Louisiana, Rolando has a Bachelor's Degree in Advertising. 'Ro' is married to Kim Velazquez and has two daughters, Sofia Camille and Adriana.



Tom Probst

Senior Director - Medical Operations & Special Projects



Tom Probst begins his second season as the club's Senior Director – Medical Operations and Special Projects, after six seasons as the club's Director of Medical Operations.

"T.P.'s" job responsibilities include overseeing all medical personnel at both the major and minor league levels as well as the workers compensation program organization wide. He is also involved with the Scottsdale Spring Training, Grand Junction and Dominican Republic (Boca Chica) facilities projects in an overview of the Rockies interest in all three locations.

An original hire when the team began minor league play in 1992, Probst worked in the training room for each of Colorado's first 12 seasons. He served as assistant athletic trainer from 1993-98 before being named the second head trainer in franchise history on October 27, 1998.

In 2003, he and Keith Dugger were named Major League Training Staff of the Year by their peers.

Probst was also selected to represent the National League as one of its trainers at the 2003 All-Star Game in Chicago. Following the 2004 season, he toured Japan with the Major League Baseball All-Stars.

T.P. served as trainer for the franchise's first group of draftees during a June, 1992, mini-camp. Later that year, he was the trainer of the first team in organizational history, Bend in the Northwest League. The '92 campaign marked a return to pro baseball for Probst, who also spent five years in the Montreal organization.

Tom previously served on the Executive Board of the Professional Baseball Athletic Trainers Society (PBATS). He was the NL representative for PBATS in 2002 and 2003 and the treasurer in 2004. In December of 2004, he was asked to speak in Nagoya, Japan for JPBATS. Probst has been a member of the MLB Workers Compensation Quality Council since 2005 and most recently has assisted with development of the Electronic Medical Records system and Injury Surveillance System with MLB and participated in the EMR Advisory Committee.

Probst has two degrees: one in Physical Education from Mankato State University ('81) and a B.S. in Physical Therapy from Florida International University ('88).

He and his wife, Gina, reside in Littleton, CO with their three sons, Daniel, Nicholas and Christopher.



Paul Ekins

Director - Major League Operations



An original hire, Paul Ekins accepted his position with the organization in September of 1991 and officially joined the club on October 30, 1991.

Ekins, 49, coordinates the Rockies Spring Training operations, Major League team travel duties, player relations and has special scouting assignments. The Columbus, GA native was promoted to Director of Major League Operations on November 16, 2000 after serving as Director of Player Development from September 9, 1997 through the end of 1999. He's also held the titles of Assistant Director of Player Development, Player Personnel and Scouting.

"Egs" worked for the Braves from 1988-91, finishing his time with Atlanta as Assistant to the Director of Player Development and Scouting. He first joined the Braves as Assistant Director of Player Development.

Prior to his arrival in Atlanta, Ekins spent two seasons as the team trainer of the Burlington Braves in the Midwest League. He also worked in a similar role at both the University of Georgia and Florida A&M.

Born September 22, 1963, Egs received a Bachelor's Degree in Biology from Georgia in 1986. Paul's graduate work at Florida A&M was in Sports Administration. He is single and resides in Denver.



Jon Weil

Director - Professional Scouting



Jon begins his eighth season with the Rockies and sixth in his current role. This is his 18th overall season working in Major League Baseball. Before joining the Professional Scouting department, Weil worked as the Rockies' Manager of Minor League Operations. Prior to coming to Colorado, he spent four and a half years as an area scout for the Kansas City Royals, based in the Atlanta area.

Currently, Weil oversees the Rockies' Professional Scouting operation, assigning both Major League and Minor League scouting coverage and special assignments, while analyzing the other 29 Major League organizations for trades and player acquisitions. Additionally, he evaluates the Rockies' minor league sys-

tem and other potential acquisitions on assignment. Weil was the recipient of the 2012 Herb Hippauf Scouting Award.

Weil began his career in baseball as a batboy in 1996 and 1997, working for the World Champion Florida Marlins in 1997. In 1998 and 1999, he interned in Florida's Player Relations and Scouting Department, respectively, and completed MLB's Scout Development Program in 2000. A native of Hollywood, FL, Jon graduated from Hollywood Hills High School in 1996. He graduated with Honors from the University of Florida in 2000, earning a B.S. Degree in Business Management and subsequently earning his M.S. Degree in Sports Management from Nova Southeastern University.

Jon and his wife, Laura, reside in Stapleton, CO with their daughters, Anabella and Kendall.



Danny Montgomery

Assistant Director - Scouting



An original hire, Danny Montgomery has been with the Rockies organization since November of 1991. He started out as an area scout in the Carolinas but currently holds the role as Assistant Director of Scouting/National Crosschecker.

Montgomery works closely with the Vice President of Scouting, Bill Schmidt, and is one of the key contributors and participants in the annual amateur free agent draft that is held June. Montgomery has held his current title since earning a promotion in 2005. However, during the 1998-99 seasons, he enjoyed the role as a West Coast crosschecker and became an East Coast crosschecker the following year (2000) which resulted in him eventually earning a position as a

National crosschecker in 2002. In 2001, Montgomery received the Herb Hippauf Memorial Award, an honor given every year by the Rockies' scouting department, for his outstanding leadership, performance and loyalty to the organization.

Montgomery was drafted as a shortstop by the Dodgers in 1986 and played in that position in the Minor Leagues until a knee injury curtailed his career. He retired as a player in 1989 and immediately became a coach with the Rookie League Dodgers in Kissimmee, FL. Following that season he became an area scout with the Dodgers and stayed in that position until joining the Rockies front office. Montgomery attended UNC Charlotte, where he played baseball (shortstop) and studied psychology. He is a graduate of TC Roberson High School in Asheville, NC, where he starred in baseball and basketball. He was a high school teammate of Major League hurler Darren Holmes, a former Rockie.

Danny is single and resides in Charlotte, NC.



Mark Wiley

Director - Pitching Operations




Mark Wiley enters his first season as the Rockies Director of Pitching Operations. In his current role, Wiley is responsible for overseeing the organization's pitching efforts, from draft preparation to the Minor League clubs and the Big League club.

Wiley, 64, returns to Colorado where he was a Special Assistant for Baseball Operations for the Rockies from 2006-07. He spent the past five seasons as the Special Assistant to General Manager (2010-12) and pitching coach (2008-09) for the Marlins.

Wiley has 43 seasons in professional baseball, including 20 as a player and Minor League coach, 17 as a Major League pitching coach and seven seasons in the front office. Wiley made his Major League coaching debut in 1987 under manager Cal Ripken, Sr. with the Baltimore Orioles. He served two stints as pitching coach for Cleveland, from 1988-91 and 1995-98. Following a three-year stint as the Indians special assignment scout, he returned as pitching coach for four more seasons. His playing career spanned 11 seasons in professional baseball, including two years in the Major Leagues, appearing with Minnesota in 1975 and San Diego and Toronto in 1978.

Mark and his wife, Jo Ann, have two children; son, Clinton and daughter, Kristen.



Pat Daugherty

Special Assistant to Baseball Operations



Pat Daugherty joined the Rockies in September of 1991 and served as the club's first scouting director until 1999. He moved into his current role in 2000. This year marks his 41 year in professional baseball. In 2005, The Scout of the Year program named Pat as its Midwest Region Scout of the Year.

Pat came to Colorado after six seasons as Montreal's scouting supervisor. In 1990, he also managed the club's New York-Penn League affiliate. He was the head coach at Indian Hills Community College in Centerville, IA for 17 years. In 1981, the Montreal Expos named him Field Director of Player Development.

His pro career began in 1972 as manager at Cocoa Beach in the Gulf Coast League. In 1998, the American Baseball Coaches Association inducted him into its Hall of Fame. He's also a member of the Simpson College Hall of Fame, the Iowa Coaches Hall of Fame and the National Junior College Hall of Fame. Daugherty has a degree from Simpson and a Master's from Drake University.

He and his wife, JoAnn, have four children: Mary Beth, Ann, Peggy and Mike.



Zach Wilson

Assistant Director - Player Development



Zach Wilson joined the Player Development Department in September, 2011. Entering his 12th season in professional baseball, he joined the front office in the Scouting Department in April of 2003 and was promoted to Assistant Director of Scouting in January of 2011, after serving as Manager of Scouting since 2006.

In his current role, Wilson, 34, assists in all aspects of Player Development, including management of the day to day operations and staff members, and the evaluation of players within the system. In his previous role, Zach supervised all amateur scouting personnel, managed day to day operations of the department, organized the First-Year Player Draft and served as the area scout for Colorado and Wyoming.

A former second baseman, Wilson was a Junior College All-American as a freshman at Vincennes University in 1997. He played two years at Vincennes (1997-98) and then two years at Indiana-Purdue University at Fort Wayne (1999-2000). He earned his Bachelor's Degree in Business from Indiana University. Born and raised in Fort Wayne, IN, Zach attended Northside High School in Fort Wayne where he was first-team all-state in baseball. He, his wife, Jenny, and their daughter, Jadie, reside in Denver.



Nick Piburn

Assistant Director - Communications



Nick Piburn, 28, begins his seventh season with the Rockies, and first season in his current role of Assistant Director of Communications. Piburn spent the previous three seasons as the Manager of the department. Piburn was the PR intern in 2007, and returned to the Rockies in June, 2008 after spending six months as an intern and coordinator in the Texas Rangers PR department. Piburn was the coordinator of Communications/PR from June 2008-May 2010.

Piburn manages the day-to-day media operations for the club and is the organization's lead contact for media needs. Piburn also manages the release of club information on a day-to-day basis through team game notes, press releases, social media, the yearly information guide and statistical analysis. A native of Arvada, Colorado, Piburn received a Bachelor degree in Technical Journalism from Colorado State University in 2006. Nick and his wife, Nikki, were married in June 2009 and reside in Denver.



Zack Rosenthal

Manager - Baseball Operations/ Asst. General Counsel




Zack Rosenthal joined the Rockies in February, 2006, as an intern in Player Development and was named to his current position in September, 2011.

On the baseball side, Rosenthal, 33, assists the General Manager with contract issues, player transactions, payroll management, salary arbitration, statistical analysis and rules administration. Additionally, he assists the General Counsel with business matters, litigation and other legal issues. After receiving his Bachelor of Arts in Mass Communication from the University of California at Berkeley, Rosenthal earned his J.D. at Boston University School of Law and his Master of Science in Communication from Boston University College of Communication.

Rosenthal joined the Rockies after working for the Boston Red Sox as an intern in Fenway Affairs, and following a year as an Account Manager with the Oakland Athletics.

Zack and his wife, Kara, were married in October 2007, and currently live in Denver.



Chris Warren

Advance Scout



A former Rockies draft pick, Warren begins his ninth season as the club's Major League Advance Scout. He works closely with the coaching staff and players on scouting and putting together various strategies on breaking down upcoming opponents and putting the team in a position to win.

Warren was drafted in the 20th round of the 1999 June draft by the Rockies. He played six seasons with the organization. Chris played under former Rockies coach Dave Collins at Salem in 2001, helping the Avalanche to the Carolina League Championship. The middle-infielder retired after spending the 2003 season at Double-A Tulsa.

Warren attended and played at Howard University, which is located in our nation's capitol, Washington D.C. He was named team MVP three of the four seasons he attended Howard. A graduate of Cedar Shoals High School in Athens, GA. Chris was also a three-time all-state selection in baseball. Chris was born on November 24th, 1976.

Warren attended and played at Howard University, which is located in our nation's capitol, Washington D.C. He was named team MVP three of the four seasons he attended Howard. A graduate of Cedar Shoals High School in Athens, GA. Chris was also a three-time all-state selection in baseball. Chris was born on November 24th, 1976.



Matt Obernauer

Assistant - Baseball Operations/Staff Counsel



A former Baseball Operations Intern, Matt begins his first full season in the Rockies front office in 2013.

On the baseball side, Obernauer assists in all areas of the Major League club, advising and providing research in salary arbitration and the club's free agency acquisitions, providing CBA interpretation, and conducting statistical research and analysis throughout the year. Additionally, he assists the General Counsel in carrying out the legal functions of the Club, including business, contractual and litigation matters. Obernauer earned his undergraduate degree from Yale University and his J.D. from the University of Pennsylvania Law School. He joined the Rockies after two years at Proskauer Rose LLP in New York, NY, where he worked on corporate matters with the firm's Sports Law Group.

Matt currently resides in Denver, CO.



Kent McKendry

Assistant - Baseball Operations



McKendry begins his third full season in the Rockies front office in 2013.

McKendry, 25, is primarily involved in Major League Operations, and is responsible for providing support in salary arbitration and free agency, player transactions, and statistical research and analysis.

A native of Colorado, and a Boettcher Scholar, McKendry earned his BSBA in Finance with a minor in Business Ethics and Legal Studies from the University of Denver in 2010. He also earned an MBA in Finance from the Daniels College of Business at the University of Denver in 2011. At DU, Kent helped start the first club baseball team in the school's history.

Kent currently resides in Denver, CO.



Walker Monfort

Coordinator - Minor League Operations



Walker is in his fourth year in Player Development, and his first as the Club's Coordinator of Minor League Operations. Working alongside Jeff Bridich and Zach Wilson within the Club's Player Development department, Walker assists in all aspects of Player Development and is responsible for many administrative tasks behind the Rockies' Minor League Operations.

He officially joined the Rockies front office on a full time basis in December of 2009 after four years of part-time work, including time spent with the team's Grounds Crew, in the Visiting Clubhouse and in both the Ticketing and Promotions departments at Coors Field.

Monfort, 26, graduated from Colorado State University in December 2009. He earned a Bachelor's Degree in Journalism and Technical Communication and obtained a minor in Business Administration. He attended Eaton High School in northern Colorado, where he played four years of baseball and won the 3A State Championship in back to back years (2003-04).

Walker currently resides in Downtown Denver.



Matt Whewell

Manager - Communications



Matt Whewell enters his first season with the Colorado Rockies organization as Manager of Communications.

Whewell, 27, arrives in Denver after serving as Coordinator of Public Relations for USA Swimming, the National Governing Body of the sport of swimming, where he served as the press liaison for the U.S. Olympic Swim Team in London. Before moving to Colorado, he spent the 2009 and 2010 seasons with the Cleveland Indians as a Media Relations Assistant and the 2008 season as a Media Relations Trainee with the Atlanta Braves.

With the Rockies, Whewell will serve as a liaison between the team and the media. In addition, he'll provide the media with day-to-day information and analysis through game notes and various research projects along with contributing to the editing and designing of the Rockies information guide.

An Air Force brat, Matt graduated from the University of Akron in 2007 with a B.S. in Sports Science.



Adele Armagost

Assistant to the Executive VP, Chief Baseball Officer/GM



Adele Armagost is now in her 21st season as a member of the Rockies front office. She took over her current role in August of 2002.

Armagost joined the club in April of 1993 and spent her first seven years as assistant director of team travel and coordinator of player relations. She then spent three seasons as an executive assistant to the Rockies Ownership Group. Adele has continued to be involved in all aspects of the club's Spring Training and team travel since 1993.

A Colorado native, Adele attended the University of Northern Colorado in Greeley and now makes her home in Denver. For nine years before joining the Rockies, Armagost worked in the housing development industry. She is a charter member of the New Millennium Book Club, which began in April of 2000.

Adele and her cockapoo, Daisy, are part of the Prescription Pet Program for Children's Hospital Colorado in which Adele also serves as Secretary of the program.



Irma Castañeda

Assistant - Communications and Baseball Operations



Irma Castañeda begins her 17th season with the Rockies and her second year as Assistant-Communications and Baseball Operations. Irma provides administrative support for the Communications, Scouting, Player Development and Major League Operations departments.

Castañeda began working in baseball in 1985 for Milwaukee's AA affiliate El Paso Diablos as a seasonal worker until the 1993 season. During the 1995 All-Star FanFest in Arlington, TX, Irma served as an Event Manager. In 1996, Irma completed a ticketing internship with the Atlanta Braves AAA affiliate Richmond. In September

of 1996, Irma was hired on part-time in the Rockies call center, later to become a full-time employee in the Group Sales Department. In May 2001, Irma was named Asst. to the Director-Communications/Public Relations and eventually Asst. to the Vice President-Communications/PR.

A 1996 graduate of the University of Texas at Austin, Irma majored in Sport Management and minored in Business Administration. Castañeda worked in the Sports Information Department during her time at Texas. Born and raised in El Paso, TX, Irma lives in Morrison, CO and has two daughters, Larissa and Tatiana.

ROCKIES FRONT OFFICE STAFF



Traci Abeyta
Party Facilities



Arden Albers
Engineering



Kari Anderson
Corporate Sales



Tim Arnpriester
Engineering



Becky Arrieta
Ticket Operations



Jeff Arundel
Engineering



Isaiah Bacachica
Engineering



Kate Bakarich
Corporate Sales



Grayson Beatty
Outbound Sales



David Beckel
Merchandising



Jeff Benner
Season Tickets



Mary Beth Benner
Ballpark Operations



Justin Bennett
Outbound Sales



Bryan Bergeson
Promotions



Elisa Berzins
Promotions



Joel Binfet
Accounting



Nick Burd
Group Sales



Steve Burke
Ballpark Operations



Jill Campbell
Advertising/Marketing



Laine Campbell
Accounting



Randy Carlill
Engineering



Beverly Coleman
Promotions



Richard Cordova
Engineering



Tony Cowell
Engineering



Juli Daedelow
Accounting



Dallas Davis
Community Affairs



Marty DeRosier
Ballpark Operations



Bobby DiCroce
Season Tickets



Ryan Dillon
Outbound Sales



Scott Donaldson
Ticket Operations

ROCKIES FRONT OFFICE STAFF

Front Office



Jeff Donehoo
Broadcasting



Reuben Donnelly
Group Sales



Terry Douglass
Executive Office



Phil Emerson
Accounting



Andy Finley
Party Facilities



Jason Fleming
Promotions



Kevin Flood
Ticket Operations



Donny Gerber
Engineering



Ryan Gibson
Broadcasting



Gloria Giraldo
Purchasing



Matt Haddad
Outbound Sales



Kent Hakes
Ticket Operations



Kelly Hall
Community/Retail



Aaron Heinrich
Merchandising



Travis Howell
Ballpark Operations



Steve Hughes
Engineering



Bev Irvine
Ballpark Operations



Camden Kelley
Broadcasting



Nichole Kluk
Outbound Sales



Tina Kopp
Merchandising



Kent Krosbakken
Broadcasting



Gary Lawrence
Purchasing



James Leflar
Engineering



Dan Lentz
Corporate Sales



Farrah Magee
Season Tickets



Scott Magennis
Engineering



Colleen McBride
Engineering



Jordan McGregor
Advertising/Marketing



Charles Mendenhall
Ticket Services



Jeff Nelson
Ticket Services



Brett Newmark
Ticket Services

ROCKIES FRONT OFFICE STAFF



Scott Nixon
Ticket Operations



Oly Olsen
Ballpark Operations



Kim Olson
Business Operations



Brady O'Neill
Promotions



Nicole Ortiz
Corporate Sales



Luella Ozawa
Information Systems



Paul Parker
Community Affairs



Patty Penfold
Executive Office



Sam Porter
Corporate Sales



Erin Price
Corporate Sales



Jason Regan
Outbound Sales



Megan Roberts
Merchandising



Robin Rollins
Merchandising



Ernest Sandoval
Engineering



Brian Schneringer
Ballpark Operations



Sandy Seta
Ballpark Operations



Greg Sexton
Security



Jacqui Smith
Ticket Operations



Matt Stack
Information Systems



Madora Stauffer
Engineering



Kristi Stehlik-Baxter
Merchandising



Bill Stephani
Information Systems



Cathy Taylor
Group Sales



Todd Thomas
Outbound Sales



Steve Tomlinson
Merchandising



Sarah Topf
Advertising/Marketing



Albert Valdes
Ballpark Operations



James Valdez
Ticket Services



Julian Valentin
Advertising/Marketing



Nate Vander Wal
Corporate Sales



Tammy Vergara
Finance



Antigone Vigil
Community Affairs



Marisol Villagomez
Advertising/Marketing



Jeff Von Feldt
Information Systems



Jim Wiener
Engineering



Mark Young
Engineering



2013 ROCKIES





WALT WEISS

22

MANAGER

Ht: 6-0

Wt: 200

Age: 49

Born: Nov. 28, 1963 in Tuxedo, NY

Residence: Castle Rock, CO

Managing Experience: First Season

Named: Manager on Nov. 7, 2012

COLORADO

MANAGING/COACHING CAREER: Walt Weiss was named the sixth Manager of the Colorado Rockies on Thursday, November 8, 2012...Weiss replaces Jim Tracy as Rockies Manager, as Tracy held the position from May 29, 2009-October 7, 2012...Weiss is returning to the Rockies clubhouse for his third stint with the club, as he played four seasons for Colorado 1994-1997 and was a Special Assistant to the General Manager for the Rockies for seven seasons (2002-08)...as Special Assistant, Weiss was more so a member of the Major League coaching staff, as he dressed for each home game and assisted in a variety of aspects for then-Manager Clint Hurdle, including time spent in the Rockies' player development system...following his stint as Special Assistant, Weiss was an assistant coach (2009-11) and head coach (2012 at Regis Jesuit High School in Aurora, CO...he led Regis to a 20-6 record and the 5A semi-finals in his lone season at the head coach at Regis...Weiss was also an assistant football coach at Regis for three seasons.

PLAYING CAREER: Weiss played in parts of fourteen seasons with Oakland (1987-1992), Florida (1993), Colorado (1994-97) and Atlanta (1998-2000)...he compiled a career batting line of: .258 batting average (1207-for-4686), 623 runs, 1,207 hits, 182 doubles, 31 triples, 25 home runs, 386 RBI, 658 walks and 658 strikeouts in 1,495 games... Weiss was a member of four World Series teams, including the 1989 World Champion Oakland A's...he was the 1988 A.L. Rookie of the Year, and he earned his lone All-Star berth with Atlanta in 1998...Weiss played in 46 career postseason games, including 12 World Series games...Weiss was a key member of the Rockies' 1995 Wild Card team, batting .300 during the final month of the season to help the Rox get into the playoffs...he also set career-high marks in batting average (.282), hits (146), home runs (8), RBI (48), runs (89) and at bats in 1996 for the Rockies...Weiss played for four Managers with deep roots in the game of baseball...he played under Tony LaRussa in Oakland, Rene Lachemann in Florida, Don Baylor in Colorado and Bobby Cox in Atlanta.

PERSONAL: Walter William Weiss...he and his wife, Terri, and four sons, Blake, Brody, Bo and Brock and reside in Franktown, CO...was initially drafted by Baltimore in the 10th round of the 1982 amateur draft, but chose to attend the University of North Carolina at Chapel Hill...the former shortstop was then selected by Oakland with the 12th overall selection in the 1985 amateur draft...Weiss is active in both the Colorado community and the New York area where he was raised...the baseball field at his alma matter of Suffern High School is named after him.

WEISS' MAJOR LEAGUE PLAYING RECORD

Year	Club	Avg.	G	AB	R	H	2B	3B	HR	RBI	BB	SO	SB
1987	OAKLAND	.462	16	26	3	12	4	0	0	1	2	2	1
1988	OAKLAND	.250	147	452	44	113	17	3	3	39	35	56	4
1989	OAKLAND	.233	84	236	30	55	11	0	3	21	21	39	6
1990	OAKLAND	.265	138	445	50	118	17	1	2	35	46	53	9
1991	OAKLAND	.226	40	133	15	30	6	1	0	13	12	14	6
1992	OAKLAND	.212	103	316	36	67	5	2	0	21	43	39	6
1993	FLORIDA	.266	158	500	50	133	14	2	1	39	79	73	7
1994	COLORADO	.251	110	423	58	106	11	4	1	32	56	58	12
1995	COLORADO	.260	137	427	65	111	17	3	1	25	98	57	15
1996	COLORADO	.282	155	517	89	146	20	2	8	48	80	78	10
1997	COLORADO	.270	121	393	52	106	23	5	4	38	66	56	5
1998	ATLANTA	.280	96	347	64	97	18	2	0	27	59	53	7
1999	ATLANTA	.226	110	279	38	63	13	4	2	29	35	48	7
2000	ATLANTA	.260	80	192	29	50	6	2	0	18	26	32	1
Major League Totals		.258	1495	4686	623	1207	182	31	25	386	658	658	96

ROCKIES 2012 OPENING DAY ROSTER

Pitchers (11): Matt Belisle, Rafael Betancourt, Rex Brothers, Jhoulys Chacin, Tyler Chatwood, **Jeremy Guthrie**, Jamie Moyer, Juan Nicasio, Matt Reynolds, Josh Roenicke, Esmil Rogers.

Catchers (2): **Ramon Hernandez**, Wilin Rosario.

Infielders (7): Jason Giambi, **Todd Helton**, Jonathan Herrera, **Chris Nelson**, Jordan Pacheco, **Marco Scutaro**, **Troy Tulowitzki**.

Outfielders (5): Tyler Colvin, **Michael Cuddyer**, **Dexter Fowler**, **Carlos Gonzalez**, Eric Young Jr.

Disabled List (4): Charlie Blackmon (15-day), Jorge De La Rosa (15-day), Hector Gomez (15-day), Josh Outman (15-day).

Purple Bold = Starter



DANTE BICHETTE

10

HITTING COACH

Ht: 6-2

Wt: 240

Age: 49

Born: Nov. 18, 1963 in West Palm Beach, FL

Residence: Orlando, FL

Coaching Experience: First Season

Named: Coach on Nov. 15, 2012

COLORADO

BICHETTE

COACHING CAREER: Bichette enters his first season on the Rockies Major League field staff...2013 also marks Bichette's first season as a professional coach.

PLAYING CAREER: Bichette is a four-time All-Star outfielder who spent seven seasons in the Rockies organization from 1993-1999...overall, Bichette played parts of 14 seasons in the Major Leagues with California (1988-1990), Milwaukee (1991-92), Colorado (1993-99), Cincinnati (2000) and Boston (2000-01)...over his 14 Major League seasons, Bichette batted .299 (1906-for-6381) with 401 doubles, 27 triples, 274 home runs, 1,141 RBI, 934 runs and 152 stolen bases...Bichette was a four-time All-Star with the Rockies (1994-96, 1998) and finished 2nd in the 1995 MVP Voting...in the strike-shortened season of 1995, Bichette hit .340 (197-for-579) with 38 doubles, 40 home runs and 128 RBI in 139 games...he led the NL in hits, home runs and RBI...Bichette had at least 118 RBI in five-straight seasons (1995-1999)...his 826 RBI from 1993-1999 (all with Colorado) were the third-most in the Major Leagues, and most in the National League...Bichette ranks among the top-5 all-time in Rockies history in games (1,018, 4th), at bats (4,050, 4th), hits (1,278, 3rd), doubles (270, 3rd), home runs (201, 4th), RBI (826, 3rd) and stolen bases (105, 3rd)...Bichette had the first cycle in Rockies history on 6/10/98 vs. TEX (4-for-6, double, home run, triple, single).

PERSONAL: Alphonse Dante Bichette...he and his wife Mariana have two sons, Dante Jr. and Bo...Bichette was originally selected by the California Angels in the 17th round of the 1984 amateur draft out of Palm Beach Community College (Lake Worth, FL).

BICHETTE'S MAJOR LEAGUE CAREER PLAYING RECORD

Year	Club	Avg.	G	AB	R	H	2B	3B	HR	RBI	BB	SO	SB
1988	CALIFORNIA	.261	21	46	1	12	2	0	0	8	0	7	0
1989	CALIFORNIA	.210	48	138	13	29	7	0	3	15	6	24	3
1990	CALIFORNIA	.255	109	349	40	89	15	1	15	53	16	79	5
1991	MILWAUKEE	.238	134	445	53	106	18	3	15	59	22	107	14
1992	MILWAUKEE	.287	112	387	37	111	27	2	5	41	16	74	18
1993	COLORADO	.310	141	538	93	167	43	5	21	89	28	99	14
1994	COLORADO	.304	116	484	74	147	33	2	27	95	19	70	21
1995	COLORADO	.340	139	579	102	197	38	2	40	128	22	96	13
1996	COLORADO	.313	159	633	114	198	39	3	31	141	45	105	31
1997	COLORADO	.308	151	561	81	173	31	2	26	118	30	90	6
1998	COLORADO	.331	161	662	97	219	48	2	22	122	28	76	14
1999	COLORADO	.298	151	593	104	177	38	2	34	133	54	84	6
2000	CINCINNATI	.295	125	461	67	136	27	2	16	76	41	69	5
2000	BOSTON	.289	30	114	13	33	5	0	7	14	8	22	0
2001	BOSTON	.286	107	391	45	112	30	1	12	49	20	76	2
Major League Totals		.299	1704	6381	934	1906	401	27	274	1141	355	1078	152



STU COLE

39

THIRD BASE COACH

Ht: 6-2

Wt: 200

Age: 49

Born: Feb. 7, 1966 in Charlotte, NC

Residence: Charlotte, NC

Coaching Experience: 18 Years

Named: Coach on Nov. 15, 2012

COLORADO

COACHING CAREER: Stu Cole begins his 18th season with the Rockies organization, his first as the Major League Third Base Coach...in addition to his duties as the club's Third Base Coach, Cole will assist in handling the infield instruction at the Major League level...prior to joining the Big League staff, Cole was the Manager at Triple-A Colorado Springs for three and a half years...Cole was promoted to manage the Triple-A Sky Sox in mid-season 2009, replacing Tom Runnels when he became the Rockies Bench Coach...Cole has 12 years of experience as a Manager in the Minor Leagues...prior to joining the Sky Sox, Cole was the manager of the Double-A Tulsa Drillers...Cole took over as Drillers Manager in 2006...he led his club to a playoff berth after guiding his team to the first-half North Division title with a 41-29 record in his first season...prior to managing the Drillers, Cole was at the helm of Colorado's High-A team for four seasons...Cole possesses a 794-830 (.489) record as a minor league skipper...in 2003, he guided Visalia to a league and organizational-best 79-61 record (.564) en route to being named California League Manager of the Year...the Oaks swept Modesto in the opening round of the Cal League playoffs and then came within one win of advancing to the finals, only to lose to Stockton...prior to his managerial jobs, Stu spent six years as a minor league coach, all with Colorado

PLAYING CAREER: A former infielder, Cole played nine seasons of pro ball, his last three with the Rockies' Triple-A affiliate in Colorado Springs from 1993-95...he began his pro career in 1987 after being selected in the third round of that June's draft by Kansas City...a former UNC-Charlotte star, Stu made his Major League debut September 5, 1991 at Chicago and played nine games for the Royals that year.

PERSONAL: Stu has two children, Victoria, and son Stu Jr...he makes his offseason home in Charlotte, NC with his wife Maria.

COLE'S MANAGERIAL RECORD

Year	Club	League	W	L	Pct.	Finish	Postseason
2001	Tri City	Northwest (Short-A)	39	36	.520	2nd	None
2002	Salem	Carolina (High-A)	74	66	.529	2nd/3rd	None
2003	Visalia	California (High-A)	79	61	.564	3rd/1st	Defeated Modesto, lost to Stockton in semis
2004	Visalia	California (High-A)	56	84	.400	3rd/5th	None
2005	Modesto	California (High-A)	72	67	.518	2nd/3rd	Defeated Stockton, lost to San Jose in semis
2006	Tulsa	Texas (Double-A)	75	64	.540	1st/2nd	Lost to Wichita in Division Series
2007	Tulsa	Texas (Double-A)	69	69	.500	2nd/2nd	None
2008	Tulsa	Texas (Double-A)	58	82	.414	4th/3rd	None
2009	Tulsa	Texas (Double-A)	24	22	.522	N/A	-
	Colo. Springs	Pacific Coast (Triple-A)	45	51	.479	2nd	None
2010	Colo. Springs	Pacific Coast (Triple-A)	64	79	.448	3rd	None
2011	Colo. Springs	Pacific Coast (Triple-A)	64	80	.444	3rd	None
2012	Colo. Springs	Pacific Coast (Triple-A)	75	69	.521	2nd	None
TOTALS			794	830	.489		



RENE LACHEMANN

38

FIRST BASE COACH

Ht: 6-0 Wt: 205 Age: 67/68
 Born: May 4, 1945 in Los Angeles, CA Residence: Scottsdale, AZ
 Coaching Experience: 40 Years Named: Coach on Nov. 15, 2012

COLORADO

LACHEMANN

COACHING CAREER: Rene Lachemann begins his first season on the Rockies Major League staff...Lachemann spent the previous five seasons as the Hitting Coach at Triple-A Colorado Springs after spending the previous three seasons as a Major League coach for the Oakland A's...the 67-year-old served as the A's bench coach in 2005, the first base coach in 2006 and spent the 2007 season as the club's third base coach...Lachemann's career in professional baseball spans over 46 years and includes Major League managerial stints in Seattle (1981-83), Milwaukee (1984) and Florida (1993-96)...his career record as a Major League manager is 428-559 (.434)...he has been on coaching staffs of teams that have reached postseason play five times (1986 with Boston; 1988-90 with Oakland), including four World Series appearances...he was also a member of the American League's coaching staff for the 1987 and 1990 All-Star Games...Lachemann has also served as a bench coach for Seattle (2003-04) and Chicago-NL (2000-02) and third base coach in St. Louis (1997-99), where he was reunited with Tony LaRussa...he began his managerial career in 1973, spending five seasons in Oakland's minor league chain...in 1978, he earned manager of the year honors at Mayaguez after leading the Puerto Rican team to the Caribbean World Series championship.

PLAYING CAREER: Lachemann was originally signed by the Kansas City Athletics as an amateur free agent in 1964 after he played at the University of Southern California...Lachemann played three seasons with the Athletics (1965-66, 1968)...he compiled a career batting line of: .210 average, 23 runs, 59 hits, 9 doubles, 1 triple, 9 home runs and 33 RBI in 118 Major League games.


PERSONAL: A native of Los Angeles, Lachemann attended Dorsey High School and the University of Southern California...he resides in Scottsdale, AZ with his wife Lauri...he has two sons, Jim and Britt, and three grandchildren.

LACHEMANN'S MAJOR LEAGUE MANAGERIAL RECORD

Year	Club	League	W	L	Pct.	Finish	Postseason
1981	SEATTLE	AL	38	47	.447	5	None
1982	SEATTLE	AL	76	86	.469	4	None
1983	SEATTLE	AL	26	47	.356	7	None
1984	MILWAUKEE	AL	67	94	.416	7	None
1993	FLORIDA	NL	64	98	.395	6	None
1994	FLORIDA	NL	51	64	.443	5	None
1995	FLORIDA	NL	67	76	.469	4	None
1996	FLORIDA	NL	39	47	.453	3	None
2002	CHICAGO	NL	0	1	.000	5	None
TOTALS			428	560	.433	-	-

LACHEMANN'S MAJOR LEAGUE PLAYING RECORD

Year	Club	Avg.	G	AB	R	H	2B	3B	HR	RBI	BB	SO	SB
1965	KANSAS CITY	.227	92	216	20	49	7	1	9	29	12	57	0
1966	KANSAS CITY	.200	7	5	0	1	1	0	0	0	0	1	0
1968	OAKLAND	.150	19	60	3	9	1	0	0	4	1	11	0
Major League Totals		.210	118	281	23	59	9	1	9	33	13	69	0



BO McLAUGHLIN

40

ASSISTANT PITCHING COACH

Ht: 6-5

Wt: 240

Age: 59

Born: October 23, 1953 in Oakland, CA

Residence: Mesa, AZ

Coaching Experience: 20 seasons

Named: Coach on June 26, 2012

COLORADO

MANAGING/COACHING CAREER: Bo McLaughlin, is in his first season as the Rockies Assistant Pitching Coach...2013 marks his second season on the Major League staff, as he was named Co-Pitching Coach on June 26, 2012 following the reassignment of Bob Apodaca...prior to being named the Rockies Co-Pitching Coach, McLaughlin was the Pitching Coach at Triple-A Colorado Springs...prior to the 2012 season, he spent three seasons as the Rockies Roving Pitching Coordinator...prior to his coordinator position, Bo spent six seasons as the Double-A Tulsa Pitching Coach...McLaughlin has tutored several hurlers that have become Major League pitchers for the Rockies, including Jeff Francis, Ubaldo Jimenez, Manuel Corpas, Franklin Morales, Jhoulys Chacin and Rex Brothers, among others...under McLaughlin's guidance in 2004, Jeff Francis was named Baseball America's Minor League Player of the Year and Ryan Speier won the Rolands Relief Man Award...prior to joining the Rockies, Bo was a member of the Orioles organization for four years, serving as Minor League Pitching Coordinator from 1999-2001 after spending 1998 as the pitching coach at Bowie (AA)...joined the Orioles from Montreal, where he was the Triple-A pitching coach at Ottawa in 1997 and the Double-A pitching coach for Harrisburg in 1995-96...began his coaching career in the Cubs organization with Single-A Peoria (1993) and Double-A Orlando (1994).

PLAYING CAREER: Houston's first round selection (14th overall) in the 1975 June Draft, Bo pitched all or part of six seasons in the Majors for the Astros (1976-79), Braves (1979) and A's (1981-82)...was a two-time All-American at Lipscomb University in Nashville, Tennessee (1974-75).

PERSONAL: Full name is Michael Duane McLaughlin...Bo and his wife, Edna, have three children, Nate, Natalie and Steve, and reside in Mesa, AZ.

McLAUGHLIN'S MAJOR LEAGUE PLAYING RECORD

Year	Club	W-L	ERA	G	GS	CG	SV	IP	H	R	ER	BB	SO
1976	HOUSTON	4-5	2.85	17	11	4	1	79.0	71	31	25	17	32
1977	HOUSTON	4-7	4.25	46	6	0	5	84.2	81	44	40	34	59
1978	HOUSTON	0-1	5.01	12	1	0	2	23.1	30	17	13	16	10
1979	HOUSTON	1-2	5.51	12	0	0	0	16.1	22	15	10	4	12
1979	ATLANTA	1-1	4.89	37	1	0	0	49.2	63	33	27	16	45
	TOTAL	2-3	5.05	49	1	0	0	66.0	85	48	37	20	57
1981	OAKLAND	0-0	11.57	11	0	0	1	11.2	17	15	15	9	3
1982	OAKLAND	0-4	4.84	21	2	1	0	48.1	51	31	26	27	27
Totals		10-20	4.49	156	21	5	9	313.0	335	186	156	123	188



TOM RUNNELLS

11

BENCH COACH

Ht: 6-0

Wt: 175

Age: 57/58

Born: April 17, 1955 in Greeley, CO

Residence: Sylvania, OH

Coaching Experience: 25 seasons

Named: Coach on May 29, 2012

COLORADO

RUNNELLS

MANAGING/COACHING CAREER: Runnells begins his fourth full season as Colorado's bench coach, is in his 10th season overall with the Rockies organization...in 2009 he returned to the Major Leagues for the first time since managing the Montreal Expos for parts of two seasons from 1991-92...prior to joining the Rockies Major League efforts mid-season, he was in his fourth season at the helm of the Triple-A Colorado Springs Sky Sox...at that time, Runnells had the club in first place of the Pacific Coast League Pacific North Division with a record of 28-18...overall he compiled a 234-242 (.492) record as manager of the Sky Sox in his three and a half seasons, and his 234 wins are the second-most for a manager in Sky Sox history behind former Astros Manager Brad Mills (271 wins, 1994-96)...prior to taking over managerial duties for the Sky Sox in 2006, Runnells served as Manager of the Rockies' Double-A affiliate, the Tulsa Drillers, from 2004-05...Runnells spent 11 years in the Tigers organization before joining the Rockies...he served as Minor League Roving Hitting Instructor for the Tigers during in his final five seasons with the organization from 1993-2003...during his time with Detroit he also spent time as a manager at Double-A London (1993) and Trenton (1994)...he was the manager for Triple-A Toledo from 1995-96 before working as an advance scout for the organization from 1997-98...Runnells compiled a Major League managerial record of 68-81 (.456) from 1991-92...at age 36, he was the youngest manager in baseball when he was named to the position with Montreal on June 3, 1991.

PLAYING CAREER: Played 10 seasons of professional baseball, which included 40 Major League games as an infielder for the Cincinnati Reds (1985-86)...was originally signed by the San Francisco Giants as an amateur free agent in 1977 and signed as a free agent with the Reds in 1983...he retired after the 1986 season and was given his first managerial job with the Reds' Double-A club, Vermont, in 1987.


PERSONAL: Thomas William Runnells...Tom and his wife, Chrys, have a daughter, Riley...Tom also has two grown children, April and Tom Jr...Chrys is the lead anchor for WTOL-TV, the CBS affiliate, in Toledo, OH...Tom is a native of Colorado and a graduate of Greeley West High School and the University of Northern Colorado.

RUNNELLS' MANAGERIAL RECORD

Year	Club	League	W	L	Pct.	Finish	Postseason
1987	Vermont	Eastern (AA)	73	67	.521	4th	Defeated Pittsfield, lost to Harrisburg in finals
1988	Chattanooga	Southern (AA)	81	62	.567	2nd	Southern League Champions
1989	Indianapolis	American Assoc. (AAA)	87	59	.596	1st	American Association Champions
1991	MONTREAL	National (MLB)	51	61	.455	6th	None
1992	MONTREAL	National (MLB)	17	20	.459	—	— (did not finish season)
1993	London	Eastern (AA)	63	75	.457	6th	None
1994	Trenton	Eastern (AA)	55	85	.393	10th	None
1995	Toledo	International (AAA)	71	71	.500	6th	None
1996	Toledo	International (AAA)	70	72	.493	t-5th	None
2004	Tulsa	Texas (AA)	71	68	.511	1st/3rd	Lost in playoffs to Frisco, 0-3
2005	Tulsa	Texas (AA)	75	65	.536	1st/4th	Lost in playoffs to Arkansas, 0-3
2006	Colorado Springs	Pacific Coast (AAA)	66	77	.462	4th	None
2007	Colorado Springs	Pacific Coast (AAA)	69	75	.479	2nd	None
2008	Colorado Springs	Pacific Coast (AAA)	71	72	.497	3rd	None
2009	Colorado Springs	Pacific Coast (AAA)	28	18	.609	—	— (did not finish season)
Major League Totals			68	81	.456		
Minor League Totals			877	875	.501		

RUNNELLS' MAJOR LEAGUE PLAYING RECORD

Year	Club	Avg.	G	AB	R	H	2B	3B	HR	RBI	BB	SO	SB
1985	CINCINNATI	.200	28	35	3	7	1	0	0	0	3	4	0
1986	CINCINNATI	.091	12	11	1	1	1	0	0	0	0	2	0
Major League Totals		.174	40	46	4	8	2	0	0	0	3	6	0



JIM WRIGHT

52

PITCHING COACH

Ht: 6-5

Wt: 205

Age: 57/58

Born: March 3, 1955 in St. Joseph, MO

Residence: Peoria, IL

Coaching Experience: 27 seasons

Named: Coach on Nov. 24, 2008

COLORADO

COACHING CAREER: Wright begins his 17th season in the Rockies organization, his second season overall as the Rockies head Pitching Coach...Wright was also the club's Pitching Coach in 2002...Wright has spent the last four seasons as the Rockies Bullpen Coach...Wright has overseen the Rockies bullpen success that has seen a number of players thrive, such as Rafael Betancourt, Matt Belisle, Huston Street and Rex Brothers...when he served as the club's pitching coach in 2002 he helped guide Jason Jennings to the National League Rookie of the Year Award that season...Wright served as the organization's roving pitching coordinator for six seasons from 2003-08...from 1999-2001, Wright served as Colorado Springs' pitching coach...he began his career with the Rockies tutoring pitchers at Double-A New Haven from 1997-98...prior to that, he coached in the Phillies farm system from 1990-96, including part of the 1996 campaign as the Major League pitching coach as a replacement for Johnny Podres who was ill...got his start in coaching with the Cubs organization in 1984.

PLAYING CAREER: The right-handed pitcher was drafted by the Kansas City Royals in the 1980 Rule 5 draft despite missing the 1979 season with an arm injury...made his Major League debut with the Royals on April 22, 1981...spent his final year as a player in the Cubs system and retired after the 1983 season due to arm injuries...threw two Minor League no-hitters (Auburn in 1974 and in 1975 with Spartanburg).

PERSONAL: James Leon Wright...Jim and his wife, Pamela, and children, Jim, Coby, Megan, Ben and Emma, reside in Peoria, IL.

WRIGHT'S MAJOR LEAGUE PLAYING RECORD

Year	Club	W-L	ERA	G	GS	CG	SHO	SV	IP	H	R	ER	BB	SO
1981	KANSAS CITY	2-3	3.46	17	4	0	0	0	52.0	57	21	20	21	27
1982	KANSAS CITY	0-0	5.32	7	0	0	0	0	23.2	32	18	14	6	9
Major League Totals		2-3	4.04	24	4	0	0	0	75.2	89	39	34	27	36



JERRY WEINSTEIN

58

CATCHING COACH

Ht: 5-7

Wt: 165

Age: 69

Born: Nov. 9, 1943 in Los Angeles, CA

Residence: San Luis Obispo, CA

Coaching Experience: 50 years

Named: October 21, 2011

COLORADO

WEINSTEIN

COACHING CAREER: Jerry Weinstein begins his sixth season with the Rockies, first as the Major League Catching Coach...prior to his current role, Weinstein was the manager of the Rockies High-A affiliate, Modesto...Weinstein has led the Nuts to a winning record in each of his five seasons...prior to joining the Rockies, Weinstein, who has over 40 years of coaching experience, was the pitching coach for the Cal Poly (San Luis Obispo) baseball team from 2001-05...prior to his coaching stint with the Mustangs, Weinstein was the Los Angeles Dodgers Director of Player Development in 2000 and 2001 and also served as the Dodgers' catching coordinator in 1999...he was a head coach at Sacramento City College for 23 seasons, posting a record of 831-208-12 while guiding the Panthers to 16 conference championships, two co-conference titles, a state title in 1988 and a national crown in 1998...he is a member of the California Community College Baseball Hall of Fame and the Sacramento City College Sports Hall of Fame...was named the National Community College Baseball Coach of the Year in 1988 and 1998...in addition to his success in Sacramento, Weinstein has also served as a coach for the United States Olympic teams in 1992 and 1996...he was also an assistant coach for the 1987 U.S. Pan American Games team and led the 2005 U.S. club to a gold medal at the Maccabiah Games...his previous college coaching stints included one season (1984) as assistant coach at Miami (Fla) and two seasons (1966, 1968) as the freshman coach at UCLA...also managed several minor league teams for Milwaukee, Montreal and Chicago-NL...Weinstein earned his bachelor's degree in history at UCLA in 1965 and earned a master's degree in physical education at UCLA in 1969.

PERSONAL: Jerry and his wife, Andrea, reside in San Luis Obispo and have two kids, Aaron and Amy.

ADDITIONAL MAJOR LEAGUE STAFF



Pat Burgess
Major League Bullpen
Catcher



Garrett Carson
Batting Practice Pitcher



VINNY CASTILLA

9

SPECIAL ASSISTANT TO THE GM

Ht: 6-1

Wt: 205

Age: 45/46

Born: July 4, 1967 in Oaxaca, MX

Residence: Littleton, CO

MLB Service: 13.024

COLORADO

PLAYING CAREER: A club original and one of the most popular players in franchise history, Vinny Castilla returns for another season as a special assistant...returned to Denver in mid-August of 2006 and finished his career with the Rockies...the 2011-12 winter marked the first that Castilla has played winter-ball for Hermosillo in the Mexican Winter League...selected by the Rockies in the 1992 Expansion Draft, Castilla played for Colorado's inaugural ballclub in 1993 and was an All-Star on two occasions over eight-plus seasons with the organization...he was one of the National League's most productive hitters over a five-year span from 1995-99, during which he averaged 183 hits, 38 home runs and 112 RBI per season...he played in 98% of Colorado's games over those five years (778 of 792) and is still the only Rockie to start all 162 games in a single season, accomplishing the feat in 1998...compiled three straight 40-homer seasons from 1996-98, one of just nine players in National League history to do that...his string of five straight 30-homer campaigns from 1995-99 still ranks as the third-most ever by a third baseman...only Eddie Mathews (9, 1953-61) and Mike Schmidt (8, 1979-84, 86-87) had more...Castilla was a part of only the second foursome to ever hit 30 home runs in the same year (1995) and only the second threesome to hit 40 HR in the same season (1996)...Vinny had 306 career home runs as a third baseman, 8th-most in Major League history...the Oaxaca, Mexico, native finished as the all-time leader among Mexican-born players in home runs (320), hits (1,884), runs (902), RBI (1,105) and doubles (349)...in Rockies history, ranks third in games (1098) and home runs (239), and ranks fourth in RBI (745), hits (1,206), and doubles (208)...had 32 multi-homer games, including franchise-record 27 as a Rockie...he joins Todd Helton as the only players in franchise history with six seasons of 30 or more home runs...his 916 starts at third base in purple pinstripes is also a club record...Vinny owned a .350 career postseason average with 5 home runs and 12 RBI, including a .467 (7-for-13) clip with 3 homers and 6 RBI for Colorado in the 1995 NLDS.

CASTILLA'S CAREER RECORD

Year	Team	AVG	G	AB	R	H	TB	2B	3B	HR	RBI	SH	SF	HB	BB	IBB	SO	SB	CS	GDP	SLG	OBP
1987	Saltillo	.185	13	27	0	5	7	2	0	0	1	0	0	0	0	0	5	0	0	0	.259	.185
1988	Monc.-Salt.	.242	50	124	22	30	51	2	2	5	18	0	0	0	8	0	29	1	0	0	.411	.288
1989	Saltillo	.307	128	462	70	142	223	25	13	10	58	0	0	0	33	0	70	11	0	0	.483	.354
1990	Sumter	.268	93	339	47	91	137	15	2	9	53	1	5	8	28	1	54	2	5	8	.404	.334
	Greenville	.235	46	170	20	40	59	5	1	4	16	0	1	2	13	3	23	4	4	7	.347	.296
1991	Greenville	.270	66	259	34	70	114	17	3	7	44	2	4	2	9	1	35	0	1	4	.440	.296
	Richmond	.225	67	240	25	54	90	7	4	7	36	0	5	3	14	2	32	1	1	4	.375	.271
	ATLANTA	.200	12	5	1	1	1	0	0	0	0	1	0	0	0	0	2	0	0	0	.200	.200
1992	Richmond	.252	127	449	49	113	165	29	1	7	44	3	6	4	21	1	68	1	2	19	.367	.288
	ATLANTA	.250	9	16	1	4	5	1	0	0	1	0	0	1	1	1	4	0	0	0	.313	.333
1993	COLORADO	.255	105	337	36	86	136	9	7	9	30	0	5	2	13	4	45	2	5	10	.404	.283
1994	COLORADO	.331	52	130	16	43	65	11	1	3	18	1	3	0	7	1	23	2	1	3	.500	.357
	Colo Sprngs	.244	22	78	13	19	30	6	1	1	11	1	3	1	7	0	11	0	0	6	.385	.303
1995	COLORADO	.309	139	527	82	163	297	34	2	32	90	4	6	4	30	2	87	2	8	15	.564	.347
1996	COLORADO	.304	160	629	97	191	345	34	0	40	113	0	4	5	35	7	88	7	2	20	.548	.343
1997	COLORADO	.304	159	612	94	186	335	25	2	40	113	0	4	8	44	9	108	2	4	17	.547	.356
1998	COLORADO	.319	162	645	108	206	380	28	4	46	144	0	6	6	40	7	89	5	9	24	.589	.362
1999	COLORADO	.275	158	615	83	169	294	24	1	33	102	0	5	1	53	7	75	2	3	15	.478	.331
2000	TAMPA BAY	.221	85	331	22	73	102	9	1	6	42	0	6	3	14	3	41	1	2	9	.308	.254
	Durham	.375	2	8	1	3	7	1	0	1	3	0	0	0	0	0	1	0	0	0	.875	.375
2001	TAMPA BAY	.215	24	93	7	20	32	6	0	2	9	0	0	1	3	0	22	0	0	3	.344	.247
	HOUSTON	.270	122	445	62	120	219	28	1	23	82	0	4	3	32	3	86	1	4	19	.492	.320
2002	ATLANTA	.232	143	543	56	126	189	23	2	12	61	0	6	7	22	4	69	4	1	22	.348	.268
2003	ATLANTA	.277	147	542	65	150	250	28	3	22	76	1	6	3	26	3	86	1	2	22	.461	.310
2004	COLORADO	.271	148	583	93	158	312	43	3	35	131	0	8	6	51	6	113	0	0	22	.535	.332
2005	WASHINGTON	.253	142	494	53	125	199	36	1	12	66	1	4	7	43	7	82	4	2	16	.403	.319
2006	SAN DIEGO	.232	72	254	24	59	81	10	0	4	23	0	4	2	9	0	46	0	0	5	.319	.260
	Colo Springs	.387	8	31	6	12	15	3	0	0	4	0	0	1	2	0	5	0	0	0	.484	.441
	COLORADO	.190	15	21	2	4	7	0	0	1	4	0	0	1	0	0	3	0	0	2	.333	.227
Major League Totals		.276	1854	6822	902	1884	3249	349	28	320	1105	8	71	60	423	64	1069	33	43	224	.476	.321
COLORADO Totals		.294	1098	4099	611	1206	2171	208	20	239	745	5	41	33	273	43	631	22	32	128	.530	.340
Minor League Totals		.265	622	2187	287	579	898	112	27	51	288	7	24	21	135	8	333	20	13	48	.411	.311

Rockies Medical Staff



Brian Jordan
Strength Coach



Jordan, 37, will begin his 14th season with the Rockies, his fifth as the Major League Strength Coach. Jordan was hired as the organization's Minor League strength coordinator in December 1999, and served in that position for nine seasons (2000-08). Prior to joining the Rockies, he worked in the Tigers organization as a strength coach for the Toledo Mudhens (1999).

Jordan also spent time as a strength coach at the United States Naval Academy and at the University of Massachusetts Amherst (1998).

A native of Birch Harbor, ME, he received his Bachelor of Science degree in Applied Exercise Science at Springfield College in Massachusetts. He played baseball all four years while attending Springfield...he and his wife, Kim, reside in Littleton, CO with their sons, Brody and Aidan.

MEDICAL



Keith Dugger
Head Athletic Trainer



Keith Dugger enters his ninth season as Head Athletic Trainer after being named to the post on November 18, 2004. "Doogie", who spent six seasons as the club's top assistant, is the third head trainer in franchise history.

The 2013 season will be Dugger's 21st with the Rockies organization and 23rd overall in pro baseball. In 2003, he and Tom Probst were named Major League Training Staff of the Year by their peers. Doogie was named the National League's All-Star Game trainer for the 2010 game in Anaheim.

The 47-year-old spent six seasons working in the Rockies' Minor League system before being promoted to assistant trainer on November 1, 1998. He joined Colorado after three years (1990-92) as a trainer in the Padres chain. Dugger has also worked in both the Arizona Fall League and Hawaiian Winter League.

He has a bachelor's degree from San Diego State ('88). Dugger currently serves on the Executive Board and is the National League Representative for Professional Baseball Athletic Trainers Society.

Keith and his wife, Shannon, reside in Littleton, CO with their daughter, Tianna (13), and son, Cashel (7).



Scott Gehret
Assistant Athletic Trainer



Scott Gehret begins his ninth season as Colorado's top assistant in the Major League training room after being named to that position on November 18, 2004. This marks his 17th overall season with the organization.

Gehret, 41, spent five years with Colorado, from 2000-04, as the club's rehabilitation coordinator, working with injured players at both the Major and Minor League level. He was hired by the Rockies in a full-time capacity in 1998, serving as Single-A Portland's trainer. He also worked in a part-time role with the Rockies in 1995 before going to graduate school.

A graduate of Colorado State University in 1993, he went on to get his M.S. in physical therapy from Thomas Jefferson University in Philadelphia ('97).

The Englewood, CO, native attended Cherry Creek High School. He is single and resides in Denver.



Dr. Thomas J. Noonan
Medical Director



Dr. Thomas J. Noonan was named the Colorado Rockies' Medical Director on September 24, 2004, succeeding Dr. Richard Hawkins.

A physician with the Steadman Hawkins Clinic in Denver, Dr. Noonan has been with the Rockies medical team since 2002 as an associate orthopedist.

Prior to coming to Colorado, Noonan spent two years as an orthopedic surgeon with Charlotte Orthopedic Specialists. He moved to Charlotte after he gained his fellowship in Sports Medicine at the Steadman Hawkins Clinic in Vail.

Dr. Noonan received his undergraduate degree at Princeton, where he played football. He earned his Medical Degree and completed his residency at Duke University. He graduated from C.E. Jordan High School in Durham, N.C., in 1984 where he was all-conference in football.



Dr. Richard J. Hawkins

Senior Associate Orthopedist



Dr. Richard Hawkins handed over his role as medical director to Dr. Noonan in 2005, but he continues to serve as a senior associate orthopedist. He was the club's medical director from 2000-04.

Dr. Hawkins is known throughout professional and college sports as one of the leading minds in his field. He, along with J. Richard Steadman, co-founded the Steadman Hawkins Clinics, which are world renowned for treating athletic injuries.

A founding member of the American Shoulder and Elbow Surgeons Association, Dr. Hawkins is listed as one of the United States' 100 premiere physicians. He's been honored in the "Who's Who" national directory of Executives and Professionals. He also serves as the Head Team Physician for the Denver Broncos.

Born in Canada, Hawkins has presided over the Canadian Academy of Sports Medicine and served as Team Canada's physician during the 1988 Winter Olympics in Calgary. He received both his undergraduate (1965) and medical degree (1969) from the University of Western Ontario.



Dr. Allen Schreiber

Internal Medicine



Now in his 21st season with the Rockies, Dr. Allen Schreiber has handled the club's internal medicine needs since 1993.

Schreiber is the former chief of the Division of Gastroenterology at Rose Medical Center. He operates a private practice and is President of the Schreiber Clinic. In previous winters, Schreiber has served as the Denver Nuggets team physician and has also worked with the Colorado Avalanche.

A cum laude graduate of Johns Hopkins University ('73), he completed medical school at the New York Medical College, where he graduated in 1976 with valedictorian honors and the David Spiro Award for excellence in pathology. He and his wife, Lisa, have a son, David, and two daughters, Jillian and Arielle.



Dr. Shawn Caldwell

Team Chiropractor



Dr. Shawn Caldwell is in his 15th season as the Rockies chiropractor.

In addition to his Rockies duties, Dr. Caldwell has been the team chiropractor for the Denver Broncos and also operates a private practice in Wheat Ridge, Colo., called Caldwell Chiropractic Center.

A 1981 graduate of Pomona High School, Caldwell played football at Fort Lewis College in Durango.

He graduated cum laude from Life Chiropractic College in Atlanta ('87). In addition to his post-graduate work, he also served as the team chiropractor for the Colorado School of Mines in Golden and for Synergy Racing.

Shawn and his wife, Laura, have four children, Davis (22), Jordan (19), Gunnar (15) and Brooke (14).



Kunio Nakatani

Team Massage Therapist



Kunio Nakatani is in his sixth season as the Rockies massage therapist and acupuncturist. He is a state licensed acupuncturist in both Colorado and California and earned his Master of Science in oriental medicine from SAMRA University of Oriental Medicine in Los Angeles, California, in 2002.

Prior to working for the Rockies, Kuni worked as an interpreter in Japanese and English for the Texas Rangers, from 2006 to 2007.

Born April 20, 1971, in Fukuoka City, Japan, he resides in Idledale, Colorado.

Rockies Clubhouse Staff



Keith Schulz Director - Clubhouse Operations



Keith Schulz, who has been with the Rockies since their inaugural season, enters his ninth season as director of clubhouse operations after being named to the position on October 22, 2004. He previously spent 12 years managing the visiting clubhouse.

"Schulzy" oversees the ordering of equipment and managing inventory throughout the season. He handles the club's equipment transportation and assembles the players' postgame meals.

Schulz, 49, joined the Rockies after serving as equipment manager for both the Triple-A Denver Zephyrs and Metro State College from 1988-92.

A former infielder, Schulzy played one season for Pat Daugherty at Indian Hills Community College, then transferred to Metro State College of Denver, where he earned all-conference honors as a shortstop.

Born February 24, 1963 in Denver, Keith and his wife, Melinda, have a son, Aaron (8/31/00), and a daughter, Lauren (11/6/01), and reside in Highlands Ranch. He has a degree in psychology from Metro State ('86).

CLUBHOUSE



Alan Bossart Visiting Clubhouse Manager



Alan Bossart begins his seventh season as the visiting clubhouse manager. One of the club's original employees, Alan is beginning his 22nd year with the Rockies. Previously, he oversaw the departments of Promotions, Special Events, In-Game Entertainment and TV/Radio Broadcasting.

In 2009, Bossart and his staff were awarded with the Sheehy Clubhouse Award for the NL Visiting Clubhouse of the Year.

Bossart, 51, is a 41-year resident of Denver and was a member of the Colorado Baseball Commission charged with the task to bring Major League Baseball to the city. He attended South High School, where he played baseball and soccer, earning all-conference honors in soccer. Bossart attended Colorado College and Denver University, studying Business Management.

Born August 17, 1961, in North Hampton, MA, Alan and his wife, Kim, have three boys, Kyle (2/19/87), Corey (8/27/89) and CJ (9/22/95). The family resides in Centennial.



Joe Diaz Assistant Clubhouse Manager/Equipment Manager



Joe enters his ninth season with the Rockies and his 20th season working in professional baseball. Prior to joining the Rockies he worked for the Mariners, Phillies, and Blue Jays organizations.

In his current role with the Rockies, Joe is in charge of over-seeing the clubhouse budget along with assisting with all the daily operations of the clubhouse and maintaining all the club's equipment inventory.

Joe and his wife, Chelsey, reside in Aurora, Colorado with their two dogs Diego and Bailey.



Mike Pontarelli Assistant Clubhouse Manager



Mike "Tiny" Pontarelli, born in Denver, Colorado and raised in Arvada, Colorado; begins his 9th season in the Rockies Clubhouse. Tiny moved to the Home Clubhouse after graduating from Regis University in Denver in 2004. Tiny grew up in the Rockies clubhouse, working as a batboy and clubhouse attendant on the visiting side.


Tiny is in charge of operating the dining room in the Rockies Clubhouse as well as assisting in the day to day operations in the Rockies Clubhouse and helping with equipment needs.

Tiny is a graduate of Arvada West High School, and is currently residing in Arvada.



Rockies Video / Grounds Staff

CLUBHOUSE



Brian Jones
Video Coordinator



Brian Jones enters his 12th season with the Rockies, his seventh as head video coordinator. He was originally hired by the club in January of 2002.

"Jonesy" oversees all video operations for the club including player analysis and scouting video for Walt Weiss and the coaching staff. Jones and former co-worker Mike Hamilton were voted the 2006 Carl Hamilton Award of Excellence from the Professional Baseball Video Coordinators Association.

A native of Stillwater, OK, the 33-year-old is a graduate of Oklahoma State University, where he earned his bachelor's degree in Management Information Systems.

Jones worked in the athletic department all four years as a student, helping with video for the baseball, basketball and football teams. Born May 5, 1979, Brian and wife Courtney were married October 15, 2005, and reside in Englewood, CO.



Scott Alves
Assistant- Video Coordinator/Baseball Operations



Scott begins his third season with the Rockies in 2013. Prior to joining the Rockies, he spent the 2010 season working as a Baseball Operations Intern for the Cincinnati Reds.

Alves assists Brian Jones with all video operations at the Major League level and in Baseball Operations working closely with the Professional Scouting Department. He oversees all minor league video and assists the Player Development Department during both Spring Training and the fall instructional league.

Alves is a graduate of Chatfield Senior High School in Littleton. Alves earned his bachelor's degree from the University of Arizona in 2009.

Scott is the middle of three sons of Rockies Vice President of Communications, Jay Alves. Scott is single and resides in Denver.



Mark Razum
Head Groundskeeper



Mark Razum is in his 18th season as Coors Field's head groundskeeper, his 34th year in the profession. Razum and his staff have built one of the top surfaces in professional sports at the corner of 20th and Blake Street.

Razum's peers named him the 1998 Turf/Grass Professional of the Year, an award presented by the Rocky Mountain Turf/Grass Association. He won the honor partly because of an incredible star design he and his staff cut into the grass during the '98 All-Star Game.

Prior to joining the Rockies in October of 1994, "Razz" served six years at the reins of the Athletics' grounds crew at the Oakland-Alameda County Coliseum, where players voted his surface the best in the AL for three straight seasons (1992-94). He spent seven years in charge of spring surfaces for Oakland (1984-89) and the Angels (1982-84). His groundskeeping career began in 1978 at old Municipal Stadium in his native Cleveland.

GROUND'S ASSISTANTS



James Sowl



James Garner

Shane Gillooly
Clubhouse Assistant/
Umpire Attendant



Making of the 40-Man Roster



2013 Rockies

JUNE FIRST-YEAR PLAYER DRAFT (14)

<u>Player</u>	<u>Year</u>	<u>Round</u>	<u>School</u>
Todd Helton	1995	1st	University of Tennessee
Eric Young Jr.	2003	30th	Piscataway (NJ) High School
Chris Nelson	2004	1st	Redan (GA) High School
Dexter Fowler	2004	14th	Milton (GA) High School
Troy Tulowitzki	2005	1st	Long Beach State University
Josh Sullivan	2005	5th	Auburn University
Will Harris	2005	9th	Louisiana State University
Jordan Pacheco	2007	9th	New Mexico University
Christian Friedrich	2008	1st	Eastern Kentucky University
Charlie Blackmon	2008	2nd	Georgia Tech University
Tim Wheeler	2009	1st	Sacramento State University
Rex Brothers	2009	1st	Lipscomb University
Rob Scahill	2009	8th	Bradley University
Josh Rutledge	2010	3rd	University of Alabama

NON-DRAFTED FREE AGENT (8)

<u>Player</u>	<u>Date Signed</u>	<u>School / Country</u>
Jonathan Herrera	April 6, 2002	Venezuela
Jhoulys Chacin	September 27, 2004	Venezuela
Edgmer Escalona	September 8, 2004	Venezuela
Wilin Rosario	February 13, 2006	Dominican Republic
Juan Nicasio	August 21, 2006	Dominican Republic
Christian Adames	September 13, 2007	Dominican Republic
Edwar Cabrera	March 5, 2008	Dominican Republic
Rafael Ortega	May 15, 1991	Venezuela

MAJOR LEAGUE FREE AGENT (5)

<u>Player</u>	<u>Date Signed</u>	<u>Last Organization</u>
Matt Belisle	November 11, 2009	Colorado
Jorge De La Rosa	December 3, 2010	Colorado
Ramon Hernandez	December 12, 2011	Cincinnati
Michael Cuddyer	December 20, 2011	Minnesota
Jeff Francis	December 19, 2012	Colorado

TRADE (11)


<u>Player</u>	<u>Team</u>	<u>Date</u>	<u>In Exchange For</u>
Carlos Gonzalez	Oakland	November 12, 2008	OF Matt Holliday
Rafael Betancourt	Cleveland	July 23, 2009	RHP Connor Graham
Drew Pomeranz	Cleveland	July 31, 2011	RHP Ubaldo Jimenez
Joe Gardner	Cleveland	July 31, 2011	RHP Ubaldo Jimenez
Tyler Chatwood	Los Angeles-AL	November 30, 2011	C Chris Iannetta
Tyler Colvin	Chicago-NL	December 8, 2011	INF Stewart/RHP Weathers
DJ LeMahieu	Chicago-NL	December 8, 2011	INF Stewart/RHP Weathers
Josh Outman	Oakland	January 16, 2012	OF Seth Smith
Charlie Culberson	San Francisco	July 27, 2012	INF Marco Scutaro
Ryan Wheeler	Arizona	November 20, 2012	LHP Matt Reynolds
Wilton Lopez	Houston	December 4, 2012	RHP White/RHP Gillingham

WAIVER CLAIM (1)

<u>Player</u>	<u>Date Claimed</u>	<u>Last Organization</u>
Adam Ottavino	April 3, 2012	St. Louis

RULE V DRAFT (1)

<u>Player</u>	<u>Date Claimed</u>	<u>Last Organization</u>
Daniel Rosenbaum	December 6, 2012	Washington



65 CRISTHIAN ADAMES INF

Ht: 6-0 Wt: 160 B/T: S/R Age: 21/22
 Born: July 26, 1991 in Santo Domingo, DR Residence: Santo Domingo, DR
 Major League Service: 0.000 Contract: Through 2013
 Obtained: Signed as a non-drafted free agent on September 13, 2007

COLORADO

HIGHLIGHTS

The 21-year-old Adames enters his first Major League Spring Training in 2013...**rated as the 19th-best overall and 2nd-best shortstop among Rockies prospects by *Baseball America***...played in a career-high 115 games (110 starts) in 2012 with Modesto...has 10 home runs and 38 doubles in 223 games over his last two seasons between Single-A and High-A...hit .290 as an 18/19 year-old at Casper in 2010, his first season in the United State...played first two professional seasons in the Dominican Summer League.

2012

- Spent 115 games at High-A Modesto, all as their shortstop...was the starting shortstop for 110 of those games.
- Rated as the 19th-best overall and 2nd-best shortstop among Rockies prospects by *Baseball America*.
- Played in the second-most games (115) for Modesto...ranked second on the team in triples (7) and third on the team in hits (117).
- Had a 12-game hitting streak from 5/19-6/2 batting .460 (23-for-50) with 5 doubles, a triple, 7 RBI and 8 runs scored.
- In 59 road games, hit .301 (68-for-226) with 12 doubles, 2 triples, 28 RBI and 33 runs...his two home runs on the season also came on the road.
- His best month of the season came in May when he went 32-for-91 in 24 games.
- Had a .328 (66-for-201) average with runners on base compared to a .235 (51-for-217) clip with the bases empty...went 6-for-11 with 18 RBI when bases were loaded.

2011: Played with Asheville the entire season, his third stop in his last three professional seasons...saw time in 108 games, all of which he played shortstop...the 108 games played nearly doubled his career total from the three years previous.

2010: Spent his first season with Casper in his third professional season...set career highs in average, on-base percentage and slugging percentage.


2009: In his second professional season he played as one of the Dominican Summer League Rockies infielders, receiving the majority of his playing time at shortstop...played his last game of the season on 7/11, as he sat out the remainder of the season with an injury.

2008: Began first professional season as a member of the Rockies DSL team...played in 51 games with 161 of his 168 at-bats coming as a shortstop...his 51 games played tied for fifth on the club, and most of any Rockies DSL shortstop...his .262 average (44-for-168) was the seventh-best mark among club regulars...had five extra base hits (all doubles) on the season...his 18 walks were the fourth-most on the club.

PERSONAL: Signed by Rockies scouts Rolando Fernandez and Felix Feliz.

ADAMES' CAREER RECORD

Year	Team	AVG	G	AB	R	H	2B	3B	HR	RBI	SAC	SF	HBP	BB	IBB	SO	SB	CS	GIDP	OBP	SLG
2008	DSL Rockies	.262	51	168	22	44	5	0	0	8	1	3	2	18	0	26	7	8	1	.339	.292
2009	DSL Rockies	.231	36	121	17	28	6	0	1	19	2	7	3	18	0	24	8	3	1	.340	.306
2010	Casper	.290	37	145	30	42	9	0	1	15	0	5	1	14	0	24	4	5	0	.356	.372
2011	Asheville	.273	108	399	63	109	17	2	8	44	4	7	7	42	0	74	2	0	11	.350	.386
2012	Modesto	.280	115	418	59	117	21	7	2	54	6	11	3	47	1	82	4	2	8	.352	.378
Minor League Totals		.272	347	1251	191	340	58	9	12	140	13	33	16	139	1	230	25	18	21	.349	.361



30 TYLER ANDERSON LHP

Ht: 6-4 Wt: 215 B/T: L/L Age: 23
 Born: Dec. 30, 1989 in Las Vegas, NV Residence: Las Vegas, NV
 Major League Service: 0.000 Contract: Signed through 2013
 Obtained: Selected in the 1st round (20th overall) of the 2011 Draft out of Oregon

COLORADO

ANDERSON

HIGHLIGHTS

In 2012, led the South Atlantic League with a 2.47 ERA over a span of 20 starts (120.1 ip, 33 er) finishing the season 12-3 with 81 strikeouts compared to 28 walks...was named to the SAL Post-Season All-Star-Team...following the 2012 season, was named a MiLB.com Organization All-Star along with MLB.com rating him as the Rockies' second-best pitching prospect and sixth-best overall...ranked seventh-best prospect among Rockies by *Baseball America*...was ranked the 16th-best college prospect by *Baseball America* entering 2011...was also rated as the fourth-best left-handed pitcher available for the 2011 draft by *Baseball America*, and the top player overall in the state of Oregon...was the Rockies first round selection (20th overall) in the 2011 First-Year Player Draft.

2012:

- Led the South Atlantic League with a 2.47 ERA over a span of 20 starts (120.1 ip, 33 er) finishing the season 12-3 with 81 strikeouts compared to 28 walks.
- Was named to the SAL Post-Season All-Star-Team.
- Posted a 2.01 ERA after the All-Star break in 12 starts (7-2, 71.2 ip, 16 er) and was named a MiLB.com Organization All-Star.
- MLB.com rated him as the Rockies' second-best pitching prospect and sixth-best overall.
- Ranked seventh-best prospect among Rockies by *Baseball America*.

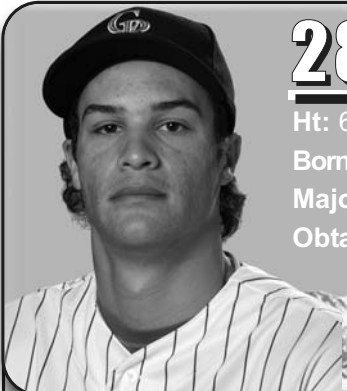
2011: Did not play after being drafted.

PERSONAL: Signed by Rockies scout Jesse Retzlaff...originally selected in the 50th round of the 2008 MLB First-Year Player Draft by the Minnesota Twins...became the first Oregon Duck to be selected in the first round of the MLB Draft since 1972 when San Diego chose Dave Roberts first overall...holds Ducks records with 285 career strikeouts, 114 strikeouts in a single season (2011) and 14 strikeouts in a single game (3/4/11 at LBSU) while his 17 career wins ties him for third all-time at Oregon...is also the only pitcher in school history to throw 100-plus strikeouts in back-to-back seasons (105 – 2010; 114 – 2011)...was ranked the 16th-best college prospect by *Baseball America* entering 2011...was also rated as the fourth-best left-handed pitcher available for the draft by *Baseball America*, and the top player overall in the state of Oregon...followed his 2010 collegiate season playing for Team USA's Collegiate National Team, helping USA win the silver medal at the FISU World Championships.

ANDERSON'S CAREER RECORD

Year	Team	W	L	ERA	G	GS	CG	SHO	GF	SV	IP	H	R	ER	HR	HB	BB	IBB	SO	WP	BK
2012	Asheville	12	3	2.47	20	20	2	1	0	0	120.1	102	43	33	5	3	28	0	81	5	1
Minor League Totals		12	3	2.47	20	20	2	1	0	0	120.1	102	43	33	5	3	28	0	81	5	1

28 NOLAN ARENADO INF



Ht: 6-1 Wt: 205 B/T: R/R Age: 21/22
 Born: April 16, 1991 in Newport Beach, CA Residence: Lake Forest, CA
 Major League Service: 0.000 Contract: Signed through 2013
 Obtained: Selected in the 2nd round of the 2009 Draft out of El Toro (CA) HS

COLORADO

HIGHLIGHTS

At 21-years-old was named to Texas League Mid-Season All-Star team and participated in first career Futures Game...as a 20-year-old in 2011, led all of Minor League Baseball with 122 RBI and was named the Most Valuable Player of the Arizona Fall League...his 122 RBI also set a single-season Rockies record for a Minor League player...recorded career-highs in home runs (20), RBI and runs scored for High-A Modesto in 2011...hit .308 with 41 doubles and a .520 slugging percentage as a 19-year-old in Single-A Asheville in 2010, his first full professional season...named the Rockies top prospect in the organization by *Baseball America* prior to the 2013 season...was also named the Rockies second-best prospect prior to 2012 season by the same publication...*Baseball America* also named Arenado the sixth-best prospect in the California League in 2011 and the second-best prospect in the South Atlantic League in 2010.

2012

- Was a member of the Double-A Tulsa Drillers roster for entire 2012 season...led the Drillers in games (134), at bats (516), hits (147), doubles (36) and RBI (56) in his first experience at Double-A.
- Named to the Texas League Mid-Season All-Star team in 2012...hit .293 (83-for-283) with 17 doubles, 7 home runs and 38 RBI prior to the All-Star break.
- Has at least 30 doubles in all three of his full professional seasons...his 36 doubles were tied for 2nd in the Texas League in 2012...has 124 doubles in his first four professional seasons.
- Went 1-for-3 with a run in his first career Futures Game appearance at Kauffman Stadium in Kansas City.

2011: Spent the entire season at High-A Modesto where he batted .298 (154-for-517) with 32 doubles, 3 triples, 20 home runs, 122 RBI and 82 runs in 134 games for the Nuts...led all of Minor League Baseball in RBI and set a new Rockies Minor League record with his 122 RBI in 2011...was a California League Post-Season All-Star and played in his first Futures Game in 2011...batted .311 (56-for-180) with 105 RBI with runners in scoring position...also batted .338 with RISP and 2 outs...finished the 2011 season with the Salt River Rafters in the Arizona Fall League...was named the circuit's MVP after batting .388 (47-for-121) with 12 doubles, 6 home runs and 33 RBI in 29 games for the league champion Rafters...was also named to the AFL All-Prospect Team and selected to play in the AFL Rising Stars game...MLB.com named Arenado its 22nd overall prospect, top third base prospect and the top Rockies prospect heading into the 2012 season.


2010: Spent his second professional season with Low-A Asheville as the everyday third baseman...set career highs in nearly every offensive category including hitting 10 more home runs than in 2009 (12 compared to 2)...among qualified Tourists he led the team in average and doubles, also had the second-most home runs on the team...his .308 average was fifth-highest in the South Atlantic League while his 41 doubles were second-most and his .520 slugging percentage was third-highest in the SAL...was named the third-best prospect in the Rockies system by *Baseball America* prior to the 2011 season...also named the best hitter for average and best infield arm in the Rockies system by *Baseball America*.

2009: Spent his initial professional season with Rookie Level Casper in the Pioneer League as the club's regular third baseman...hit .300 (61-for-203) with 15 doubles, 2 triples and 22 RBI for the Ghosts...drew nearly as many walks (16) as he had strikeouts (18)...was named as the eighth-best prospect in the Pioneer League by *Baseball America* following the season...was also named the 10th-best prospect in the Rockies organization and as the best hitter for average in the Rockies system by *Baseball America*.

PERSONAL: Signed by Rockies scout Jon Lukens...hit .517 (45-for-87) with 14 doubles, one triple and 5 home runs for El Toro High School in 2009...he had at least one hit in all but one of his 28 games played...he drew 19 walks compared to 5 strikeouts...he finished the season with a .615 on-base percentage and a .874 slugging percentage...was rated the 17th best catcher available in the draft by *Baseball America*, although he was drafted as an infielder...was also rated as the 31st best prospect in the state of California by *Baseball America*.

ARENADO'S CAREER RECORD

Year	Team	AVG	G	AB	R	H	2B	3B	HR	RBI	SAC	SF	HBP	BB	IBB	SO	SB	CS	GIDP	OBP	SLG
2009	Casper	.300	54	203	28	61	15	0	2	22	0	4	2	16	0	18	5	2	6	.351	.404
2010	Asheville	.308	92	373	45	115	41	1	12	65	0	7	1	19	0	52	1	3	8	.338	.520
2011	Modesto	.298	134	517	82	154	32	3	20	122	4	14	1	47	3	53	2	1	21	.349	.487
2012	Tulsa	.285	134	516	55	147	36	1	12	56	1	10	7	39	5	58	0	2	18	.337	.428
Minor League Totals		.296	414	1609	210	477	124	5	46	265	5	35	11	121	8	181	8	8	53	.343	.466



25 MIGUEL BATISTA RHP

Ht: 6-1 Wt: 210 B/T: R/R Age: 23/24
 Born: Feb. 19, 1971 in Santo Domingo, DR Residence: Weston, FL
 Major League Service: 14.143 Contract: Signed through 2013
 Obtained: Signed as a minor league free agent on January 13, 2013.

COLORADO

BATISTA

HIGHLIGHTS

Joins Colorado looking to appear in the Majors for his 15th season...ranks 13th among active pitchers in games pitched (658) and 24th among active pitchers in innings pitched (1956.1)...**Finished 2011 as the only active MLB pitcher and one of 17 all-time with 500 games, 1,950 innings pitched, 100 wins, 40 saves, 11 complete games, five shutouts and 1,000 career strikeouts.**...is one of four active pitchers to register at least 11 complete games and pitch over 525 games (Ryan Dempster, Jamie Moyer and Darren Oliver)...was a member of the 2001 Arizona World Series champion team...**tossed 8.0 scoreless innings in 2 games/1 start during the 2011 World Series vs. the New York Yankees.**

2012

- Broke camp on the New York Mets' opening day roster
- The right-hander recorded a 1-3 record with a 4.82 ERA with a 1.1 K/BB over 46.2 innings from the Mets bullpen.
- Was designated for assignment on 7/22...was released on 7/26.
- Signed with the Atlanta Braves on 7/27 and threw 6.0 innings for the Braves in September.

2011: Began the year with the St. Louis Cardinals...was released on 6/22...signed by the Mets as a minor league free agent on 7/5 and was assigned to Buffalo (AAA) of the International League...had his contract selected on 8/26...earned his 100th career victory on 9/1 vs. Florida...he became the fourth pitcher in major league history to record a century milestone win (100, 200, 300, 400 or 500) in his first game with a team...Jumbo McGinnis with Cincinnati of the American Association in 1887 (win number 100), Alex Kellner with the Cardinals in 1959 (#100) and Ron Darling with the A's in 1991 (#100)...he also became the fourth pitcher to record his first win with the Mets at age 40 or older, joining Roberto Hernandez, Orel Hershiser and Warren Spahn...the last pitcher to notch his 100th win at age 40 or older was Pittsburgh's Roy Face in 1968 (courtesy of Elias)...also recorded the 1,200th strikeout of his career (Burke Badenhop) in the same start...appeared in nine games, four starts, with the Mets from 9/1-28...went 2-0 with a 2.64 ERA (nine earned runs/30.2 innings) and held opposing batters to a .208 (22-106) batting average...became the oldest pitcher in Mets history to throw a 9.0-inning complete-game shutout when he tossed a two-hitter in a 3-0 victory vs. Cincinnati on 9/28...recorded a season-high five strikeouts and walked two while throwing a season-high 123 pitches, 76 for strikes...the outing marked the fifth shutout and 11th complete game of his career...went 3-0 in 10 games, eight starts, while with Buffalo (AAA)...the Bisons finished 7-3 in games in which he pitched...went 2-1 with a 0.56 ERA (one earned run/16.0 innings) over 14 games, 13 relief appearances, from 3/31-5/11 with St. Louis...posted a 9.0-inning scoreless streak over nine appearances from 4/22-5/11 with the St. Louis Cardinals...Allowed a run in five of his final seven appearances with St. Louis...did not allow an earned run in 23 of his 35 major league appearances and held opposing batters to a career-best .225 (49-218) batting average against...righthanded batters hit .193 (26-135) off him.

2010: Was 1-2 with a 3.70 ERA and two saves in 58 appearances...his 3.70 ERA was his lowest since posting a 3.54 ERA with Arizona in 2005 (193.1 innings)...totaled 82.2 innings pitched, including 13 relief appearances of 2.0 innings or more and a season-high 5.0 innings out of the pen on April 18 vs. Milwaukee...made one spot start, throwing 5.0 scoreless innings of three-hit ball on 7/27 vs. Atlanta...was one of only two major league relievers (the other was San Francisco's Ramon Ramirez) to appear in 55 or more games and not sustain a blown save...pitched on consecutive days on 12 occasions and fashioned a 3.13 ERA in those appearances...closed out Washington's 3-2 win on 5/10 at New York (NL) to earn his 40th career save, his first with the Nationals...also garnered the save in the season finale, a 2-1 win in 14 innings, 10/3 at New York (NL)...posted a career-best seven relief strikeouts on 7/4 vs. the Mets.

2009: Pitched exclusively in relief for the first time since closing for Toronto in 2005...his 14 holds were a single-season career high...posted a team-best seven relief wins, which was tied for third in the majors...from 7/2 through the end of the season, he posted a 2.72 ERA in 31 appearances.

2008: Spent the entire year with Seattle...made at least 20 starts and 20 relief appearances for the first time in his career...was the only big league pitcher to pitch in at least 40 games and make 20 or more starts.

2007: Won a career-best and team-high 16 games in his first season with Seattle...his 32 starts tied for the team

2012

HIGHS AND LOWS

CAREER

5, May 14 vs. MIL	Strikeouts	11, 2x, May 6, 2003 at COL
8, 2x, last: 5/8 at PHI	Hits	12, August 9, 2006 vs. SFG
6, April 23 vs. SFG	Runs	8, 8x, last: July 19, 2008 vs. CLE
6, April 23 vs. SFG	Earned Runs	8, 5x, last: July 19, 2008 vs. CLE
2, April 23 vs. SFG	Home Runs	3, 4x, last: June 25, 2008 at NYM
4, 2x, last: July 13 at ATL	Walks	9, September 12, 1997 at PIT
2.2, May 1 at HOU	Innings (Reliever)	5.0, 3x, last: April 18, 2010 vs. MIL

lead...Also led the Mariners with 18 quality starts...was tied for ninth in the American League in wins...recorded his 1,000 career strikeout when he fanned Ian Kinsler on 9/29 vs. Texas.

2006: Recorded a career-high in starts (33) and innings pitched...the Diamondbacks were 19-14 in games he started...induced a career-best 32 groundball double plays to tie for the National League lead with Florida's Dontrelle Willis...tossed a career-high three complete games...Retired the first 20 batters he faced en route to a complete-game three-hitter, 7/1 at Oakland.

2005: In his only season as a closer, he posted 31 saves, which ranked 10th in the American League...made a career-high 71 appearances...ranked 10th in Rolands Relief standings with 77 points...worked more than 1.0 inning in 57 of 71 games...On 7/24 at New York (AL), he entered the game with a 7-4 lead and two outs in the eighth, then struck out all four batters faced (Jason Giambi, Gary Sheffield, Hideki Matsui and Jorge Posada) to earn his 30th save of 2005.

2004: In his first season with the Blue Jays, won 10 games for his third double-digit win season in the last four years...allowed three or fewer runs in 18 of his first 28 starts...tossed his first career American League complete game on 5/2 at Chicago (AL)...tossed his third career shutout on 6/9 vs. Los Angeles (NL)...won four consecutive starts from 6/20-7/6, but followed that up by losing four consecutive starts from 8/8-24...shifted to the bullpen on 9/18 and successfully converted five-of-five September save opportunities.

2003: Set a career-high in strikeouts...ranked 12th in the National League in ERA...tossed a five-hit shutout on 7/18 at San Diego...struck out a career-high 11 on 7/28 at Florida.

2002: Began the season in the bullpen, but made 29 starts for Arizona...went 8-9 with a 4.33 ERA as a starter...was 6-4 when pitching on four days of rest and 0-4 when receiving an extra day of rest (five or more days).

2001: Pitched as both a starter and a reliever...he made 18 starts and 30 appearances out of the bullpen...went 6-3 with a 2.39 ERA in 20 games, nine starts on the road...went 7-3 with a 3.14 ERA in the second half.

2000: Pitched in just four games for the Expos before being dealt to Kansas City on 4/25...worked 4.0 scoreless innings, allowing one hit in his Royals debut, 4/28 vs. Seattle...lost five consecutive starts, 5/23-6/12 before moving to the bullpen...was designated for assignment on 7/28 to Omaha (AAA) of the Pacific Coast League, where he made 18 appearances and one start.

1999: Pitched as a starter, long man and middle reliever for the Expos...got the starting nod and the win in Montreal's home opener, a 5-1 victory over the Mets on April 8...Recorded his first big league hit, an infield single off Orel Hershiser, in that contest...Had been 0-42 to begin his career...threw his first shutout on June 5 at Toronto...hit his first career home run on May 24 at Philadelphia, a two-run home run (off Joel Bennett)...went 3.0 innings for his first career save, October 2 at Philadelphia.

1998: Returned to the Expos organization...appeared in 56 games, but excelled as a starter, going 2-2 with a 3.08 ERA in that role...allowed two runs in 7.2 innings to secure his first big league win on 5/15 at Los Angeles (NL).

1997: Won nine games with Iowa (AAA) of the American Association...had his contract selected by the Chicago Cubs on August 10...spent the final six weeks of the season with the Cubs...was winless in five big league decisions.

MINOR LEAGUES 1996: Saw his first major league action since 1992 with the Pirates, appearing in nine relief outings for the Marlins...**1995:** Pitched for Charlotte (AAA) of the International League, splitting time between starting and the bullpen...**1994:** A right shoulder strain limited him to just three games for Harrisburg (AA) of the Eastern League...**1993:** Posted minor league career-high 13 wins with Harrisburg (AA), which ranked second in the Eastern League...**1992:** Was on Pittsburgh's Opening Day roster after being selected by the Pirates in MLB's Annual Rule V Draft...appeared in one game for the Pirates, 4/11 at Philadelphia...went 2.0 innings, allowing two runs, while recording his first major league strikeout (Ruben Amaro)...**1991:** Allowed just one home run in 133.2 innings with Rockford (A)...**1990:** Walked just 2.1 batters per 9.0 innings with the GCL Expos (R)...**1989:** Spent the entire season with the Expos' Dominican Summer League team...**1988:** Began his professional career with the Expos' Dominican Summer League team.

POSTSEASON: Allowed four runs in 3.2 innings in a Game Three start at St. Louis on 10/5, taking the 2002 Division Series-clinching loss...In 2001, made six appearances, three starts for the World Champion Arizona Diamondbacks...appeared as a starter and reliever in all three series...posted a 1-1 record with a 2.49 ERA in 21.2 post-season innings with 13 strikeouts...started and picked up his only career postseason win in Game Three of the National League Division Series at St. Louis...tossed 6.0 innings and allowed two runs and three hits with four strikeouts...threw 7.2 scoreless innings in Game Five of the World Series at the Yankees for a no decision...retired the only batter he faced (Derek Jeter) in Game Seven.

PERSONAL: Miguel Jerez Batista Decart is a 1996 graduate of Nuevo Horizontes High School in Santo Domingo, DR...has authored two books: "The Avenger of Blood" (novel) and a poetry book called "Sentimientos en Blanco y Negro" ("Feelings in Black and White")...Is working on a crime novel with a working title of "DNA 18"...in 2003, was cited as the Number One Good Guy in Major League Baseball by *The Sporting News*, for donating 11,000 books to the Navajo reservation library...while playing for the Diamondbacks, made a \$50,000 donation and built a baseball diamond with Native American groups in Arizona...the diamond was the first to be built on tribal land and was dedicated on August 5, 2003 in Sacaton, AZ...during the process, visited various tribes, slept in their housing and ate their native foods...while there, shared the teachings of Carib Indian grandmother...was invited to be a judge at the 2011 Miss Iowa USA competition.

BATISTA'S CAREER RECORD

Year	Team	W	L	ERA	G	GS	CG	SHO	GF	SV	IP	H	R	ER	HR	HB	BB	IBB	SO	WP	BK
1990	GCL Nationals	4	3	2.01	9	6	0	0	1	0	40.1	31	16	9	0	1	19	0	22	1	1
1990	Rockford	0	1	8.76	3	2	0	0	0	0	12.1	16	13	12	2	4	5	0	7	3	0
1991	Rockford	11	5	4.04	23	23	2	1	0	0	133.2	126	74	60	1	6	57	0	90	12	2
1992	Pittsburgh	0	0	9	1	0	0	0	1	0	2	4	2	2	1	0	3	0	1	0	0
1992	West Palm Beach	7	7	3.8	24	24	1	0	0	0	135	130	69	57	3	0	54	0	92	0	0
1993	Harrisburg	13	5	4.34	26	26	0	0	0	0	141	139	79	68	11	4	86	0	91	10	0
1994	Harrisburg	0	1	2.38	3	3	0	0	0	0	11.1	8	3	3	0	0	9	0	5	2	0
1995	Charlotte	6	12	4.8	34	18	0	0	4	0	116.1	118	79	62	11	1	60	2	58	12	1
1996	Charlotte	4	3	5.38	47	2	0	0	14	4	77	93	57	46	4	6	39	0	56	16	1
1996	FLORIDA	0	0	5.56	9	0	0	0	4	0	11.1	9	8	7	0	0	7	2	6	1	0
1997	Iowa	9	4	4.2	31	14	2	2	4	0	122	117	60	57	19	0	38	1	95	8	1
1997	CHICAGO (NL)	0	5	5.7	11	6	0	0	2	0	36.1	36	24	23	4	1	24	2	27	2	0
1998	MONTREAL	3	5	3.8	56	13	0	0	12	0	135	141	66	57	12	6	65	7	92	6	1
1999	Ottawa	0	1	2.25	3	3	0	0	0	0	8	3	2	2	1	0	4	0	7	0	0
1999	MONTREAL	8	7	4.88	39	17	2	1	3	1	134.2	146	88	73	10	7	58	2	95	6	0
2000	MONTREAL	0	1	14.04	4	0	0	0	0	0	8.1	19	14	13	2	2	3	0	7	0	0
2000	KANSAS CITY	2	6	7.74	14	9	0	0	2	0	57	66	54	49	17	0	34	2	30	4	0
2000	Omaha	2	2	6.04	18	1	0	0	12	3	28.1	35	20	19	6	2	7	0	27	2	0
2001	ARIZONA	11	8	3.36	48	18	0	0	6	0	139.1	113	57	52	13	10	60	2	90	6	0
2002	ARIZONA	8	9	4.29	36	29	1	0	2	0	184.2	172	99	88	12	6	70	3	112	9	2
2003	ARIZONA	10	9	3.54	36	29	2	1	5	0	193.1	197	85	76	13	8	60	3	142	7	0
2004	TORONTO	10	13	4.8	38	31	2	1	7	5	198.2	206	115	106	22	3	96	1	104	12	0
2005	TORONTO	5	8	4.1	71	0	0	0	62	31	74.2	80	39	34	9	2	27	5	54	3	0
2006	ARIZONA	11	8	4.58	34	33	3	1	0	0	206.1	231	116	105	18	6	84	5	110	14	1
2007	SEATTLE	16	11	4.29	33	32	0	0	0	0	193	209	101	92	18	8	85	3	133	15	2
2008	SEATTLE	4	14	6.26	44	20	0	0	9	1	115	135	89	80	19	6	79	6	73	5	0
2009	SEATTLE	7	4	4.04	56	0	0	0	18	1	71.1	79	37	32	7	2	39	1	52	4	0
2010	WASHINGTON	1	2	3.7	58	1	0	0	18	2	82.2	71	36	34	9	5	39	8	55	4	0
2011	ST. LOUIS	3	2	4.6	26	1	0	0	2	0	29.1	27	20	15	2	4	19	4	16	2	0
2011	Buffalo	3	0	4.24	10	8	0	0	1	0	46.2	46	25	22	4	2	25	0	36	3	1
2011	NEW YORK (NL)	2	0	2.64	9	4	1	1	0	0	30.2	22	9	9	0	2	14	1	15	1	0
2012	Binghamton	0	1	5.14	1	1	0	0	0	0	7	4	5	4	1	0	4	0	3	2	0
	NEW YORK (NL)	1	3	4.82	30	5	0	0	7	0	46.2	53	28	25	5	1	31	0	34	1	0
	Gwinnett	1	1	3.38	6	4	0	0	0	0	24	19	9	9	2	1	10	0	21	1	0
	ATLANTA	0	0	3	5	0	0	0	4	0	6	5	2	2	1	0	2	1	2	0	0
Minor League Totals		60	46	4.29	238	135	5	3	36	7	903	885	511	430	65	27	417	3	610	72	7
Major League Totals		102	115	4.48	658	248	11	5	164	41	1956.1	2021	1089	974	194	79	899	58	1250	102	6

BATISTA

DIVISION SERIES RECORD

Year	Team	W-L	ERA	G	GS	SV	IP	H	R	ER	BB	SO
2001	ARIZONA vs. St. Louis	1-0	2.70	2	1	0	6.2	3	2	2	1	4
2002	ARIZONA vs. St. Louis	0-1	9.82	1	1	0	3.2	5	4	4	3	1
Division Series Totals		1-1	5.23	3	2	0	10.1	8	6	6	4	5

LEAGUE CHAMPIONSHIP SERIES RECORD

Year	Team	W-L	ERA	G	GS	SV	IP	H	R	ER	BB	SO
2001	ARIZONA vs. St. Louis	0-1	5.14	2	1	0	7.0	5	4	4	2	3

WORLD SERIES RECORD

Year	Team	W-L	ERA	G	GS	SV	IP	H	R	ER	BB	SO
2001	ARIZONA vs. New York-AL	0-0	0.00	2	1	0	8.0	5	0	0	5	6

CAREER TRANSACTIONS

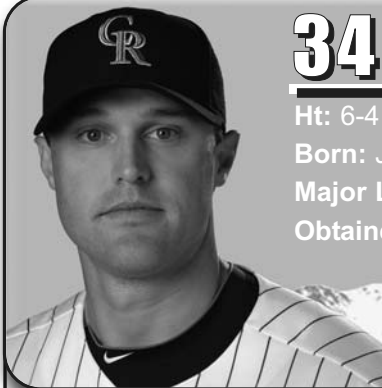
- 1988: Signed by the Montreal Expos as a non-drafted free agent, 2/29.
- 1991: Selected by the Pittsburgh Pirates in Major League Baseball's Annual Rule V Draft, 12/9...returned to Montreal Expos, 4/23/92.
- 1994: Signed by the Florida Marlins as a minor league free agent, 12/9.
- 1996: Claimed off waivers by the Chicago Cubs, 12/17.
- 1997: Acquired by the Montreal Expos in exchange for outfielder Henry Rodriguez, 12/12.
- 2000: Acquired by the Kansas City Royals in exchange for righthanded pitcher Brad Rigby, 4/25...signed by the Arizona Diamondbacks as a free agent, 11/15.
- 2003: Signed by the Toronto Blue Jays, 12/17.
- 2005: Acquired by the Arizona Diamondbacks, along with infielder Orlando Hudson, in exchange for infielders Troy Glaus and Sergio Santos, 12/27.
- 2006: Signed by the Seattle Mariners as a free agent, 12/12.
- 2010: Signed by the Washington Nationals as a minor league free agent, 1/29.
- 2011: Signed by the St. Louis Cardinals as a minor league free agent, 1/14...signed by the New York Mets as a minor league free agent, 7/5.
- 2012: Was designated for assignment on 7/22...was released on 7/26...signed with the Atlanta Braves on 7/27.

CAREER BATTING

Year	Team	AVG	G	AB	R	H	2B	3B	HR	RBI	SF	SAC	HBP	BB	IBB	SO	SB	CS	GIDP	OBP	SLG
1993	Harrisburg	.250	26	20	2	5	1	0	0	3	0	3	0	2	0	9	0	0	0	.318	.300
1995	Charlotte	.083	34	12	0	1	0	0	0	0	0	0	0	1	0	6	0	0	0	.154	.083
1996	Charlotte	.000	47	4	1	0	0	0	0	0	0	0	0	0	0	3	0	0	0	.000	.000
1997	Iowa	.071	31	14	1	1	0	0	1	2	0	1	0	0	0	8	0	0	0	.071	.286
1997	CHICAGO (NL)	.000	11	8	0	0	0	0	0	0	0	0	0	0	0	5	0	0	0	.000	.000
1998	MONTREAL	.000	56	32	0	0	0	0	0	0	0	2	0	0	0	21	0	0	0	.000	.000
1999	Ottawa	.000	3	1	0	0	0	0	0	0	0	0	0	0	0	0	0	0	0	.000	.000
1999	MONTREAL	.200	37	35	6	7	1	0	1	3	0	4	0	2	0	19	0	0	0	.243	.314
2000	MONTREAL	.000	4	1	0	0	0	0	0	0	0	0	0	1	0	0	0	0	0	.500	.000
2000	KANSAS CITY	.000	2	3	0	0	0	0	0	0	0	0	0	0	0	3	0	0	0	.000	.000
2001	ARIZONA	.063	46	32	2	2	0	0	0	0	0	2	0	2	0	17	0	0	0	.118	.063
2002	ARIZONA	.157	33	51	5	8	2	0	1	2	0	2	0	3	0	28	0	0	2	.204	.255
2003	ARIZONA	.070	34	57	3	4	1	0	0	0	0	4	0	1	0	33	0	0	2	.086	.088
2004	TORONTO	.000	2	5	0	0	0	0	0	0	0	0	0	0	0	3	0	0	0	.000	.000
2006	ARIZONA	.100	32	60	3	6	1	0	0	4	1	9	0	2	0	31	0	0	2	.127	.117
2007	SEATTLE	.000	3	6	0	0	0	0	0	0	0	0	0	0	0	1	0	0	0	.000	.000
2008	SEATTLE	.000	4	0	0	0	0	0	0	0	0	1	0	0	0	0	0	0	0	.000	.000
2009	SEATTLE	.000	5	1	0	0	0	0	0	0	0	0	0	0	0	1	0	0	0	.000	.000
2010	WASHINGTON	.125	54	8	0	1	0	0	0	0	0	1	0	0	0	5	0	0	0	.125	.125
2011	Buffalo	.167	4	6	1	1	1	0	0	2	0	0	0	0	0	0	0	0	0	.167	.333
2011	NEW YORK (NL)	.000	9	6	1	0	0	0	0	0	0	2	0	0	0	2	0	0	0	.000	.000
2012	Binghamton	.000	1	2	0	0	0	0	0	0	0	1	0	0	0	2	0	0	0	.000	.000
2012	NEW YORK (NL)	.000	26	6	0	0	0	0	0	0	0	1	0	0	0	4	0	0	0	.000	.000
2012	Gwinnett	.000	1	1	0	0	0	0	0	0	0	0	0	0	0	1	0	0	0	.000	.000
Minor League Totals		.133	147	60	5	8	2	0	1	7	0	5	0	3	0	29	0	0	0	.175	.217
Major League Totals		.090	363	311	20	28	5	0	2	9	1	28	0	11	0	173	0	0	6	.121	.125

CAREER FIELDING

PITCHER	PCT	G-GS	PO	A	E	TC	DP
Career Totals	.954	658-248	119	272	17	410	17



34 MATT BELISLE

RHP

Ht: 6-4 Wt: 225 B/T: R/R Age: 32/33
 Born: June 6, 1980 in Austin, TX Residence: Austin, TX
 Major League Service: 7.019 Contract: Through 2013 ('14 mutual)
 Obtained: Signed as a Minor League free agent on January 14, 2009

COLORADO

BELISLE

HIGHLIGHTS

His 230 appearances over the last three seasons (80 in 2012, 74 in 2011, 76 in 2010) are the most for a pitcher in three-consecutive seasons in franchise history (Elias)...has tossed 244.0 relief innings over the last three seasons (2010-11), the second-most in the Majors...recorded a career-high 10 wins in 2011, which were most relief wins in MLB and second-most wins among Rockies pitchers...set a franchise record by appearing in 80 games in 2012...recorded a career-low 2.93 ERA (92.0 ip, 30 er) in 2010...his 62 holds are the second-most in franchise history, behind only Steve Reed (95)...joined Rockies as a Spring Training non-roster invitee and appeared in 24 games for the club in 2009...recorded a pair of scoreless outings (2.0 ip) in the 2009 NLDS vs. PHI...on 9/16/07 at MIL, began the game with five consecutive strikeouts...tossed first complete game (9.0 ip, 1 er) on 4/28/07 at PIT...earned first MLB win on 9/9/03 vs. PIT...made MLB debut on 9/7/03 at STL...was the Atlanta Braves' first pick (second round) in the June 1998 First-Year Player Draft.

CAREER

- The Rockies are his third organization, as he also played in the Cincinnati and Atlanta systems...he made his MLB debut with the Reds but never played in the Majors with the Braves.
- Spent parts of five Major League seasons with the Reds (2003-08), going 16-22 with a 5.06 ERA in 132 games (43 starts)...ended 2008 season on the disabled list and was not tendered a contract by the Reds, becoming a free agent.
- Has made a total of 230 relief appearances over the last three seasons (76 in 2010, 74 in 2011, 80 in 2012), which is the most over a three-year span in franchise history...had a career-low 2.93 ERA (92.0 ip, 30 er) in 2010.
- Set a career-high with 26 holds in 2012, which ranked T-7th in the NL...his 62 holds as a Rockie are the 2nd-most in franchise history, trailing only Steve Reed (95 holds).
- Set a career high by notching 10 wins in 2011, all in relief...were the most relief wins in the Majors in 2011 and the second-most relief victories for a Rockies pitcher in franchise history (Gabe White, 11 wins in 2000)...his 23 relief wins as a Rockie are the third-most in club history, behind Curtis Leskanic (29 wins) and Steve Reed (33).
- Has tossed 244.0 relief innings over the last three seasons (2010-12), the second-most in the Majors.
- All 254 of his appearances with the Rockies have been as a reliever...his 254 career relief appearances with Colorado are the ninth-most in franchise history.
- Owns a record of 11-15 with a 5.38 ERA in 43 games (241.0 ip) as a starter in the Majors...as a reliever, he has gone 28-25 with a 3.74 ERA in 343 career appearances (375.2 ip).
- Has 48 relief outings of 2.0 or more innings, going 6-3 with a 2.17 ERA (108.0 ip, 26 er) in those 48 appearances.
- Issued a total of just 11 walks in two seasons from 2008-09 (60.2 ip in that span)...in 2007, when he made 30 starts, Belisle averaged just 2.2 walks per 9.0 innings pitched (7th in NL) as well as 2.9 strikeouts per walk (8th in NL).
- Made postseason debut with Rockies in 2009, pitching twice as a reliever (Games 2, 3)...retired six of the seven batters he faced (2.0 ip, 0 er).

2012

- Belisle set a Rockies franchise record in 2012 by appearing in 80 games for Colorado...he passes Todd Jones (2002) and Jose Mesa (2006) who each appeared in 79 games in a single season...he is one of just 32 MLB pitchers since 2000 to appear in at least 80 games and toss at least 80.0 innings in a single season.
- Tossed at least 1.0 inning in 61 of his 80 appearances...in those 61, went 2-4 with two saves, 23 holds, a 2.93 ERA (70.2 ip, 23 er), 14 walks and 59 strikeouts while holding opponents to a .262 average.
- In 22 appearances from 5/22-7/6, Belisle allowed just two runs (0.75 ERA), 19 hits (.216 average) and six walks over

2012

HIGHS AND LOWS

CAREER

4, May 21 at MIA	Strikeouts	9, 2x, last: September 16, 2007 at MIL
5, April 29 vs. NYM	Hits	12, April 21, 2008 vs. LAD
4, August 12 at SF	Runs	7, 3x, last: April 21, 2008 vs. LAD
4, August 12 at SF	Earned Runs	7, 2x, last: June 15, 2007 vs. TEX
1, 5x, last: September 23 vs. ARI	Home Runs	4, April 18, 2005 vs. CHC
2, 2x, last: September 9 at PHI	Walks	5, September 26, 2006 at FLA
None	Complete Games	1, April 28, 2007 at PIT
None	Innings (Starter)	9.0, April 28, 2007 at PIT
2.0, 5x, last: July 21 at SD	Innings (Reliever)	4.0, April 20, 2006 at MIL
14.0 June 14-July 6	Scoreless Inning Streak	14.0, June 14-July 6, 2012
2, May 28-June 15	Win Streak	5, August 8-September 28, 2011
6, August 1-September 23	Losing Streak	6, August 1-September 23, 2012

24.0 innings while striking out 23 batters.

- Over that same stretch at the end of June to beginning of July, Belisle recorded the Rockies longest scoreless inning stretch of the season, a 14.0 inning stretch from 6/13-7/6...that stretch was the longest by a Rox pitcher since Ubaldo Jimenez' 15.0 inning streak 9/27/10-4/1/11.
- Since 2010, Belisle has appeared in more games (230) than any other Rockies pitcher and is tied for the second-most appearances in the Majors behind only Sean Marshall's 231 appearances.
- Owned a 1.93 ERA (46.2 ip, 10 er) in 43 appearances prior to the All-Star break...went 0-6 with a 6.21 ERA (33.1 ip, 23 er) in 37 appearances after the break.
- Held right-handed batters to a .259 (49-for-189) batting average...left-handers hit .313 (42-for-134).
- Belisle owned a 3.11 ERA (52.0 ip, 18 er) in 46 appearances with either one or two days of rest...owned a 5.40 ERA (28.0 ip, 15 er) when pitching on zero days rest or more than two days off.

2011: Spent his third season in Rockies organization and led the club in games (74), relief innings (72.0) and relief wins (10)...Belisle's 10 wins in 2011 set a new career-high, were the most relief victories in the Majors and were the second-most relief victories for a Rockies pitcher in franchise history (Gabe White 11 wins in 2000)...ended the season with a five-game win-streak, setting his career long mark...his five post-All-Star break victories were the most on the club...proved tougher to hit for left-handers (.250 opp. avg.) than right-handers (.291 opp. avg.)...owned a sub-3.00 ERA in four of the season's six months, which includes allowing zero earned runs in the month of September (11 games, 9.2 innings)...Belisle allowed runs in just four of his final 25 games from the beginning of August through the end of the season...he carries a 10-game (8.2 inning) scoreless streak into the 2012 season...his 44 inherited runners were the second-most on the club (M. Reynolds - 51 IR) and the 12th-most in the NL...his 27.3 IR scored percentage (44 IR, 12 IRS) was also second-best on the club, 19th-best in the NL and a career-best mark...was fifth on the Rockies with his 14 holds in 2011...held right-handed hitters to a .136 (3-for-22) average in the month of September...had five strikeouts and two walks of right-handed hitters in the month.

2010: Spent his first full season with the Rockies after splitting time between Triple-A and the Rockies in 2009....finished the season with a career-low 2.93 ERA, beating his mark of 3.60 in 2006 as a member of the Reds...also set a career-high in appearances with 76, leading all Rockies pitchers...his 92.0 relief innings this season were the third-most in the Majors and second-most in the NL...right-handers 91 strikeouts as a relief pitcher tied for seventh-most in the Majors this season and were most among Rockies relievers...recorded his second career save 6/22 vs. BOS...was his first save since 7/4/05 at SF while with the Reds...from 6/13-8/25 went 5-1, 0.93 (38.2 ip, 4 er) holding hitters to a .243 average (34-for-140), walking four and striking out 37...he earned 10 holds and had one save while the Rockies went 22-10 in his 32 appearances over that span...had a streak of eight scoreless outings from 6/23-7/7...Rockies went 8-0 over those eight while Belisle went 1-0 over 7.2 innings allowing four hits (4-for-27, .148) and one walk while striking out seven...his 5.69 strikeout/walk ratio was fifth-best among NL relief pitchers and second-best on the Rockies, behind only Rafael Betancourt who set a Rockies single-season record and was second in the Majors at 11.13 SO/BB...since returning to the Major League roster last September after a two month stint in Triple-A went 9-5 with a save and a 2.75 ERA (104.2 ip, 32 er) walked just 16 and struckout 101 in 85 relief appearances...is 15-13, 3.90 (223.2 ip, 97 er) in 189 career relief appearances compared to 11-15, 5.38 (241.0 ip, 144 er) in 43 career starts.

2009: Began the season with Colorado after being a non-roster invitee to Major League Spring Training...made three stints on the Major League roster in his first season with Colorado...made Rox debut in the home opener 4/10 vs. PHI...tossed 2.0 scoreless innings 4/13 at CHC in Rox loss (Cubs home opener)...allowed runs in consecutive outings 4/17 and 4/19, both at LAD; allowed combined 7 runs while recording just one out in the two games...rebounded from those outings to toss 1.2 scoreless innings 4/21 at ARI to earn his first win with the Rox...designated for assignment by Colorado 5/25 and reported to Triple-A Colorado Springs after clearing waivers...made 14 appearances/4 starts for Colorado Springs in his first action with the club...had his contract purchased 7/11 after Alan Embree was placed on the DL, though he would spend just five days on the active roster...made one appearance 7/11 and allowed one run in 1.0 inning...was designated for assignment again 7/16 when Manuel Corpas returned from the 15-day DL...cleared waivers and reported to Triple-A Colorado Springs, where he completed the Triple-A season with the Sky Sox...finished Sky Sox season as one of the club's late inning relievers and was the club's primary closer for the final three weeks of the season...finished the Triple-A season at 1-1, 3.09 (58.1 ip, 20 er) and converted all 9 of his save opportunities...was much better with the Sky Sox as a reliever, posting a 1.83 ERA (39.1 ip, 8 er) in 29 relief appearances compared to a 5.68 ERA (19.0 ip, 12 er) in 4 starts...returned to Colorado 9/8...made 9 appearances with the Rockies after his return, allowing runs in just 2 of the games...earned his second win with the Rockies 9/22 vs. SD by tossing 3.0 scoreless frames in relief...pitched more than 1.0 inning in 4 of his 9 appearances in September/Oct.; for the season he tossed more than an inning in 9 of his 24 games...had a 6.4 strikeout to walk ratio, while issuing just 1.45 walks per 9.0 innings pitched...was his first year since 2003 to not make a start in the Majors.

2008: Underwent season-ending surgery to repair the torn anterior cruciate ligament in his right knee (Dr. Timothy Kremchek) on 8/19...made 6 starts for the Reds and one start and 25 relief appearances for Triple-A Louisville...began the season on the 15-day disabled list with soreness in his right forearm...after 3 rehab starts, he was reinstated to start on 4/21 vs. LAD, when David Weathers went to the DL and Josh Fogg was sent to the bullpen...from 4/21-5/25 went 1-4, 7.28 in his 6 starts for the Reds before he was optioned to Louisville on 5/29...spent the rest of the season with Louisville and made all 25 of his appearances there in relief...made his last appearance for the Reds in the 18-inning, 12-9 loss on 5/25 at SD, a game in which the Reds used 24 players...when the team headed north he remained in Sarasota at extended spring training...made 3 minor league rehab appearances, one each for Single-A Sarasota and Double-A Chattanooga and Louisville...in those 3 starts, he combined to go 3-0, 1.09 before he was reinstated from the DL on 4/21...on 9/9 was recalled and placed on the 60-day DL with the knee injury...on 12/12 was not tendered a contract and became a free agent.

2007: In his first full season as a starter established career highs in most categories...began 2007 with the Reds and went 6-8, 5.40 ERA in 24 starts before he was optioned to Louisville on 8/11...made one start for the Bats before he returned to Cincinnati on 8/25...in 7 starts after he returned from Louisville went 2-1, 5.06...in his 30 starting assignments he produced 11 quality starts and went 12-18...in April went 3-1, 3.45 in 5 starts...won his first 2 starts of the season...in 10 starts between wins on 5/29 and 8/3 went 0-4, 6.59 and three times was the victim of blown saves...on 8/3 at PIT snapped that career-high 4-game losing streak with a 13-4 victory...made his 100th career appearance in a 9-3 loss vs. PHI on 4/22...on 4/28 at PIT, in the 8-1 victory threw a 5-hitter for his first career complete game (0bb, 5k, 91 pitches)...was his

12th career start and the first CG by a Reds pitcher in 2007...retired the first 16 batters until Ronny Paulino doubled with one out in the 6th inning...in the 4th inning gave the Reds a 2-0 lead with his first career RBI...in the 5-2 loss on 9/16 at MIL began the game with 5 consecutive strikeouts before walking No. 6 batter J.J. Hardy; overall recorded his first 6 outs by strikeout.

2006: Made 30 appearances despite being plagued by a back injury...twice was on the 15-day DL with a strained lower back (5/30-6/26, 7/14-8/19)...began the season with 28 relief appearances (2-0, 4.45)...made his last two outings as a starter (0-0, 0.93, 9.2ip, 8h, 7bb, 4k)...saved his best appearance of the season for the finale, in the 1-0 loss on 10/1 at PIT; started and threw 6.0 shutout innings allowing five hits...posted a 3.86 ERA in 14 games before his first disabling on 5/30, was reinstated on 6/27...posted a 5.79 ERA in five appearances for the Reds before he returned to the DL on 7/14, was reinstated on 8/20...on 8/31 was optioned to Sarasota to make room on the active roster for OF Brendan Harris...was recalled on 9/4 after Sarasota's season concluded...made 3 more relief outings (2 ip, 0r) before finishing the season with the 2 starts...twice threw at least 3.0 innings in relief...threw 3.0 scoreless innings on 4/15 at STL; marked a career high for innings pitched out of the bullpen, but then on 4/20 at MIL threw 4-plus innings to earn the 12-8 victory...pitched for Manati in the Puerto Rican Winter League where he made 8 appearances/5 starts going 3-1, 2.53 with two saves.

2005: In his first full season in the Majors he went 2-6, 4.09 (61.2 ip, 28 er) and one save in 55 relief appearances and 2-2, 5.25 (24.0 ip, 14 er) in five starts...made all five starts in his first 15 games of the season, then beginning 6/9 made his last 45 appearances of the season in relief...began the season with two relief outings but then from 4/13-23 made his first three big league straight starts (1-1, 6.23)...during that span took the spot in the rotation vacated by the disabled Ramon Ortiz...following that three-start stretch, from 4/27-5/13 made eight consecutive appearances out of the bullpen (0-2, 3.46)...in his five starts the Reds went 3-2...twice was called upon to replace that day's starting pitcher...in those two starts went 2-0, 2.45...on 4/13 at STL made his first Major League start after Ortiz was scratched that morning with a groin injury...in that 6-5 victory became the first Reds pitcher to win his first MLB start since Luis Pineda on 6/25/02 at CHC (5-2 win)...in the 11-10 victory on 7/4 at SF earned the first save of his professional career...on 5/31 at HOU, produced an infield single off Brandon Backe for his first career hit.

2004: In his first full season at Triple-A led Louisville in wins (9), losses (11), starts (28) and innings pitched (162.2)...his 28 starts tied the franchise record...from 8/20-8/22 spent three days with the Reds but did not pitch...was Louisville's Pitcher of the Month for April (4 games, 2-2, 1.88)...in the 6-0 victory on 4/19 vs. Norfolk threw his first professional shutout to help earn IL Pitcher of the Week honors...on 8/13 vs. Indy hit his first career home run.

2003: One of 13 Reds players to make MLB debut...in 28 minor league starts for Richmond, Louisville and Greenville combined to go 8-12, 3.41 with a complete game...after he was acquired from the Braves on 8/14 (was the player to be named later in a deal for LHP Kent Mercker) he made four starts at Louisville before he was promoted to the Reds on 9/7...that afternoon at STL threw 2.0 innings in his Major League debut (2h, 1bb, 1 HBP, Mike Matheny solo homer)...in the 10-6 win vs. PIT on 9/9 tossed a scoreless inning for his first career victory...on 9/13 at CHC recorded his first career strikeout (Damian Miller)...when he debuted on 9/7 at STL became the 56th player and 29th pitcher to appear for the Reds, extending both club records that eventually would reach 57 and 30, respectively.

POSTSEASON: Was added to Colorado's postseason roster for the 2009 NLDS vs. the Phillies, despite having pitched in just 24 games for the club during the regular season...retired six of seven batters faced, issuing just one walk (Utley)...did not allow any runs...was the third pitcher used in Game 2, a win at PHI, picking up a hold (1.0 ip)...relieved starter Jason Hammel in Game 3 loss (1.0 ip) at Coors Field.

MINOR LEAGUES 2002: Led Double-A Greenville in innings pitched (159.1) and strikeouts (123) and tied for staff lead in starts (26)...his walks-to-9.0 ip ratio of 2.14 was 2nd-best among Southern League starters...was named Greenville's Pitcher of the Month for May (2-0, 1.98)...**2001:** Missed the entire season with a ruptured disc in his back that required surgery on 3/29 (Dr. Lee Kelley)...suffered the injury during Spring Training...healed quickly enough to pitch in the instructional league and Arizona Fall League...**2000:** At Macon and Myrtle Beach...led all Braves minor leaguers with 168 strikeouts while issuing just 29 walks...was South Atlantic League Pitcher of the Month for May (5-0, 2.18)...at Macon allowed just 8.88 runners per 9.0 ip, fewest among SAL starting pitchers...**1999:** Signed his first professional contract on 8/23/98 and began his career the next season at rookie Danville.

PERSONAL: In 1998 graduated from McCallum High School (Austin, TX), where he lettered in baseball and basketball...was named Sophomore of the Year for his district in baseball...was the district's baseball Most Valuable Player as a junior...was originally selected by Atlanta in the second round (52nd overall) in the 1998 First-Year Player Draft.

CAREER TRANSACTIONS

- 1998: Selected by Atlanta in the second round of the First-Year Player Draft.
- 2003: Optioned to Richmond, 3/12...acquired by Cincinnati as the player to be named in the 8/14 in deal that sent LHP Kent Mercker to Atlanta...optioned to Louisville, 8/14...recalled from Louisville, 9/7 for the remainder of the season.
- 2006: On disabled list, 5/30-6/26 with a strained lower back; included rehab assignment to Dayton and Chattanooga, 6/15-27...on disabled list, 7/14-8/20 with a strained lower back; included rehab assignment at Louisville, 8/7-20...optioned to Sarasota, 8/31 and recalled 9/4 for the remainder of the season.
- 2007: Optioned to Louisville, 8/11...recalled from Louisville, 8/25.
- 2008: On disabled list, 3/31-4/20 with a sore right forearm; included rehab assignment to Sarasota and Louisville, 4/5-21...optioned to Louisville, 5/29...placed on 60-day disabled list 9/9 for the remainder of the season following right knee surgery.
- 2009: Signed by Colorado to a Minor League contract on 1/14...contract purchased from Tri-City, 4/10...designated for assignment, 5/25...outrighted to Colorado Springs, 5/26...contract purchased from Colorado Springs, 7/11...designated for assignment, 7/16...outrighted to Colorado Springs, 7/20...contract purchased from Colorado Springs, 9/8...signed by Colorado to a Major League contract on 11/5.
- 2011: Signed a two-year contract 2/19.
- 2012: Signed at two-year extension 2/3.

CAREER FIELDING

PITCHER	PCT	G-GS	PO	A	E	TC	DP
Career Totals	.948	386-43	47	62	6	115	5

BELISLE'S CAREER RECORD

Year	Team	W	L	ERA	G	GS	CG	SHO	GF	SV	IP	H	R	ER	HR	HB	BB	IBB	SO	WP	BK
1999	Danville	2	5	4.67	14	14	0	0	0	0	71.1	86	50	37	3	8	23	0	60	6	2
2000	Macon	9	5	2.37	15	15	1	0	0	0	102.1	79	37	27	7	4	18	0	97	7	0
	Myrtle Beach	3	4	3.43	12	12	0	0	0	0	78.2	72	32	30	5	2	11	0	71	9	1
2001		-DID NOT PLAY - INJURED																			
2002	Greenville	5	9	4.35	26	26	1	0	0	0	159.1	162	91	77	18	10	39	1	123	6	2
2003	Greenville	6	8	3.52	21	21	1	0	0	0	125.1	128	59	49	5	6	42	2	94	3	2
	Richmond	1	1	2.25	3	3	0	0	0	0	20.0	17	6	5	1	2	0	0	10	0	0
	Louisville	1	3	3.81	4	4	0	0	0	0	26.0	31	15	11	2	1	5	0	15	0	0
	CINCINNATI	1	1	5.19	6	0	0	0	2	0	8.2	10	5	5	1	1	2	0	6	0	0
2004	Louisville	9	11	5.26	28	28	2	1	0	0	162.2	192	104	95	16	11	51	4	106	7	1
2005	CINCINNATI	4	8	4.41	60	5	0	0	17	1	85.2	101	49	42	11	6	26	6	59	3	0
2006	CINCINNATI	2	0	3.60	30	2	0	0	5	0	40.0	43	18	16	5	3	19	1	26	3	0
	Louisville	1	0	0.00	8	1	0	0	2	0	9.0	4	0	0	0	0	1	0	9	0	0
	Chattanooga	0	0	0.00	2	1	0	0	0	0	3.1	3	0	0	0	0	0	0	4	1	0
	Dayton	1	0	0.00	2	0	0	0	1	1	4.0	3	1	0	0	0	0	0	3	0	0
2007	CINCINNATI	8	9	5.32	30	30	1	0	0	0	177.2	212	111	105	26	7	43	4	125	6	1
	Louisville	0	1	3.00	1	1	0	0	0	0	6.0	7	4	2	0	0	2	0	7	0	0
2008	CINCINNATI	1	4	7.28	6	6	0	0	0	0	29.2	47	27	24	4	0	6	0	14	2	0
	Sarasota	1	0	0.00	1	1	0	0	0	0	8.2	2	0	0	0	0	0	0	3	0	0
	Chattanooga	1	0	2.00	1	1	1	0	0	0	9.0	7	3	2	0	0	0	0	3	0	0
	Louisville	5	1	4.26	26	1	0	0	9	4	38.0	43	22	18	1	4	11	1	27	1	0
2009	COLORADO	3	1	5.52	24	0	0	0	6	0	31.0	35	21	19	6	1	5	1	22	1	0
	Colo. Springs	1	1	3.09	33	4	0	0	17	9	58.1	58	20	20	2	0	15	1	47	1	1
2010	COLORADO	7	5	2.93	76	0	0	0	11	0	92.0	84	34	30	7	2	16	5	91	3	1
2011	COLORADO	10	4	3.25	74	0	0	0	10	0	72.0	77	33	26	5	4	14	3	58	2	0
2012	COLORADO	3	8	3.71	80	0	0	0	14	3	80.0	91	36	33	5	3	18	6	69	1	1
Major League Totals		39	40	4.38	386	43	1	0	65	5	616.2	700	334	300	70	27	149	26	470	21	3
Minor League Totals		46	49	3.81	197	133	6	1	29	14	882.0	894	444	373	60	48	218	9	679	41	9

LEAGUE DIVISION SERIES RECORD

Year	Team	W-L	ERA	G	GS	SV	IP	H	R	ER	BB	SO
2009	COLORADO vs. Philadelphia	0-0	0.00	2	0	0	2.0	0	0	0	1	2

CAREER BATTING

Year	Team	AVG	G	AB	R	H	TB	2B	3B	HR	RBI	SH	SF	HB	BB	IBB	SO	SB	CS	GDP	SLG	OBP
2003	CINCINNATI	.000	6	1	0	0	0	0	0	0	0	0	0	0	0	0	1	0	0	0	.000	.000
2005	CINCINNATI	.143	61	7	0	1	1	0	0	0	0	1	0	0	0	0	3	0	0	0	.143	.143
2006	CINCINNATI	.000	30	5	0	0	0	0	0	0	0	2	0	0	0	0	2	0	0	0	.000	.000
2007	CINCINNATI	.060	30	50	2	3	4	1	0	0	1	8	0	0	3	0	32	1	0	1	.080	.113
2008	CINCINNATI	.125	6	8	0	1	1	0	0	0	0	3	0	0	0	0	3	0	0	0	.125	.125
2009	COLORADO	.000	24	3	0	0	0	0	0	0	0	1	0	0	0	0	2	0	0	1	.000	.000
2010	COLORADO	.250	73	4	0	1	2	1	0	0	2	2	0	1	0	0	2	0	0	0	.500	.400
2011	COLORADO	.500	74	2	0	1	2	1	0	0	0	1	0	0	0	0	0	0	0	0	1.000	.500
2012	COLORADO	.000	77	3	0	0	0	0	0	0	0	0	0	0	0	0	1	0	0	0	.000	.000
Totals		.084	375	83	2	7	10	3	0	0	3	18	0	1	3	0	46	1	0	2	.120	.247


ROCKIES IN DOUBLEHEADERS

Date	Opponent	Result	Date	Opponent	Result
*Aug. 6, 1993	at San Diego	0-2 (L 3-6, L 2-6)	June 14, 2001	vs. Seattle	1-1 (W 8-2, L 1-5)
*Aug. 21, 1993	vs. New York-NL	2-0 (W 4-3, W 8-6)	*May 8, 2003	at Atlanta	0-2 (L 6-12, L 2-5)
*Sept. 14, 1993	vs. Houston	2-0 (W 9-4, W 6-5+)	June 7, 2003	vs. Kansas City	0-2 (L 11-13, L 5-9)
*June 28, 1994	vs. San Diego	1-1 (W 10-9, L 3-11+)	May 1, 2004	vs. Atlanta	1-1 (W 3-2, L 7-11)
*July 4, 1994	at Chicago-NL	1-1 (L 3-4, W 4-2+)	*May 13, 2004	vs. Pittsburgh	1-1 (W 7-5, L 2-11)
July 23, 1996	vs. New York-NL	2-0 (W 10-7, W 11-10)	Aug. 19, 2004	vs. New York-NL	0-2 (L 3-10, L 2-4)
*Aug. 17, 1996	at Cincinnati	0-2 (L 3-5, L 5-9)	*Sept. 23, 2004	vs. Arizona	2-0 (W 7-1, W 2-1+)
June 8, 1997	vs. Florida	1-1 (W 7-2, L 1-9)	*Aug. 8, 2005	vs. Florida	2-0 (W 4-3+, W 5-3)
*July 19, 1997	at Chicago-NL	0-2 (L 0-7, L 5-6)	Sept. 18, 2007	vs. Los Angeles-NL	2-0 (W 3-1, W 9-8)
Aug. 25, 1997	vs. Cincinnati	0-2 (L 6-7, L 4-6)	*Aug. 7, 2008	vs. Washington	0-2 (L 3-6, L 3-6)
Sept. 6, 1997	vs. St. Louis	1-1 (L 7-10+, W 7-6)	July 30, 2009	at New York-NL	1-1 (L 0-7, W 4-2)
April 19, 1998	vs. Atlanta	1-1 (L 3-5, W 10-7)	*Aug. 16, 2009	at Florida	1-1 (L 3-10, W 7-3)
July 23, 1998	vs. Cincinnati	2-0 (W 6-4, W 6-4)	*April 24, 2010	vs. Florida	1-1 (L 1-4, W 8-1)
*Aug. 18, 1998	at New York-NL	0-2 (L 2-6, L 3-6)	May 15, 2010	vs. Washington	2-0 (W 4-3, W 2-1)
July 3, 1999	vs. San Diego	2-0 (W 12-10, W 8-6)	April 14, 2011	at New York-NL	2-0 (W 6-5, W 9-4)
July 22, 1999	at Los Angeles	2-0 (W 4-1, W 12-11)	May 24, 2011	vs. Arizona	1-1 (W 12-4, L 2-5)
Aug. 13, 1999	vs. Montreal	0-2 (L 13-14+, L 6-8)	April 25, 2012	vs. Pittsburgh	1-1 (W 2-1, L 1-5)
Aug. 15, 1999	vs. Montreal	2-0 (W 8-2, W 12-4)	*May 28, 2012	vs. Houston	2-0 (W 9-7, W 7-6+)
Aug. 28, 1999	vs. Philadelphia	2-0 (W 11-6, W 4-0)	September 9, 2012	at Philadelphia	0-2 (L 2-3, L 4-7)
April 16, 2000	vs. St. Louis	1-1 (L 3-9, W 14-13)			
July 4, 2000	at San Fran.	0-2 (L 1-4, L 0-3)			
July 17, 2000	vs. Oakland	1-1 (L 10-11, W 10-9)			
*Aug. 15, 2000	at New York-NL	0-2 (L 5-7, L 3-4)			

All Time Record: 15 wins, 13 losses, 15 splits

Record in Traditional DH: 5 wins, 7 losses, 5 splits

* — Traditional doubleheader. All others are split doubleheaders
+ — extra innings



63 RAFAEL BETANCOURT RHP

Ht: 6-2 Wt: 220 B/T: R/R Age: 37/38
 Born: April 29, 1975 in Cumana, VZ Residence: Cumana, VZ
 Major League Service: 9.079 Contract: Through 2013 ('14 mutual)
 Obtained: Trade from Cleveland for RHP Connor Graham on July 23, 2009

COLORADO

BETANCOURT

HIGHLIGHTS

Spent 2012 season as the Rockies closer and his 31 saves are tied for the fourth-most in a season in franchise history...has converted 39-of-47 (83.0-percent) save opportunities since August of 2011...had three-straight seasons with 20-plus holds (2009-11) in his first three seasons with Colorado...set a career-high with 72 appearances and 89 strikeouts in 2010...went 3-1, 1.78 ERA in 32 games after being traded to Colorado in July 2009...owns the highest strikeout to walk ratio (7.82) among all NL relievers since 2010...set career highs in innings pitched (79.1) and holds (31) while logging career-low 1.47 ERA for 2007 AL Central Champion Indians...pitched for native Venezuela in 2006 World Baseball Classic...spent time as Cleveland's closer for a short period in late April/early May 2004...following a full year off (right elbow surgery), returned to the mound and pitched at Double-A and Triple-A before making MLB debut, a loss on 7/13/03 vs. CWS...earned first MLB win (4/27 vs. MIN) and save (8/10 vs. ANA) in 2003.

CAREER

- A veteran of 10 Major League seasons, Betancourt has made 603 appearances, all in relief, since his Major League debut in 2003...has played for only two teams, Cleveland (2003-09) and Colorado (2009-12).
- Has 50 or more appearances in nine-consecutive seasons since 2004, as well as 60 or more in 2004 and 2007-2012.
- Spent an entire season as a closer for the first time in 2012 with Colorado...set career-high with 31 saves, the fourth-most in a single season in Rockies history.
- Following July 2009 trade, he immediately became the Rockies primary setup man, leading the club with 12 holds and a save down the stretch...added to that total in 2010 and 2011 when he led the team with 23 holds ('10) and 22 ('11).
- 187 of his 232 appearances (80.6 pct.) with Rockies and 447 of 603 (74.1) career outings have been scoreless.
- Is 7-2, 3.32 ERA (108.1 ip, 40 er) in 125 career games at Coors Field.
- Limiting right-handed hitters to .206 (276-for-1340) batting average in his career...has held righties to a sub-.200 average each of the last four seasons... .186 in 2012, .189 in 2011, .187 in 2010 and .169 in 2009.
- Has walked just 33 batters in his 207.2 innings pitched in his Rockies career...his 1.43 walks per 9.0 innings pitched rate since he joined the Rockies is the second-lowest in the Major Leagues since the Rockies acquired him on 7/23/09.
- Set career highs in both appearances, with 72, and strikeouts, with 89, in 2010.
- Had best statistical season in 2007 as he tallied 31 holds (tied for AL lead among relievers) with a career-low 1.47 ERA.
- Logged 2.79 ERA in 2005 as Cleveland's bullpen finished with an MLB-best mark of 2.80.
- During his time with the Indians, the right-hander went 23-22 with a 3.25 ERA (410.0 ip, 148 er) in 371 games...he ranks eighth all-time on Cleveland's franchise list for appearances...trails seventh-place Eric Plunk (373) by two games.
- From 2003-09 with the Indians, Betancourt was one of the premier setup pitchers in the American League...his 84 holds in that span were tied for sixth in the AL while his strikeouts per walks ratio of 3.79 in that span ranked fourth among AL relievers (trailing only Mariano Rivera, Jonathan Papelbon and Joe Nathan).
- Enters 2013 ranking 12th in Rockies history with his 232 appearances, just 14 appearances behind Bruce Ruffin for 10th on the list...his 41 saves as a Rockie are 6th in franchise history...he needs five to tie Darren Holmes for 5th.

2012:

- Spent the entire season as the Rockies primary closer...converted 31-of-38 save opportunities...has converted 58-of-98 (59%) career save opportunities...with 31 saves in 2012 he became the eighth Rockies reliever to have at least 30 saves in a single season...his 31 saves are tied fourth-most by a Rockies reliever in a single season.
- Converted 11-straight save opportunities, 8/14-9/27...over those 15 appearances allowed just one run in 14.2 ip (0.61 ERA) with two walks, 16 strikeouts and an opponent average of .271 (16-for-59).
- Over the past two seasons, has a Post-ASG ERA of 1.53 (53.0 ip, 9 er) with four walks and 62 strikeouts and holding opponents to a .179 average...the 1.53 ERA is the fourth-best mark in the MLB (min. 50.0 ip) and his .179 average is

2012	HIGHS AND LOWS	CAREER
3, 2x, last: September 20 at SF	Strikeouts	5, July 5, 2006 vs. NYY
3, 5x, last: October 2 at ARI	Hits	4, 4x, last: April 5, 2008 at OAK
3, 2x, last: October 2 at ARI	Runs	5, July 25, 2005 at OAK
3, 2x, last: October 2 at ARI	Earned Runs	5, July 25, 2005 at OAK
1, 6x, last: October 2 at ARI	Home Runs	2, 3x, last: August 24, 2003 at TB
2, May 2 vs. LAD	Walks	4, September 16, 2008 vs. MIN
1.0, 55x, last: October 1 at ARI	Innings (Reliever)	3.1, July 5, 2006 vs. NYY
8.0, July 18-August 10	Scoreless Inning Streak	19.0, May 13-June 20, 2007
None	Win Streak	7, August 12, 2006-September 4, 2007
4, May 17-October 2	Losing Streak	4, 2x, last: May 17-October 2, 2012

eighth-best in the MLB over that span.

- Had his lowest ERA in 2012 since joining the Rockies...his six homers allowed were also the fewest allowed in a full season since coming to Colorado...additionally, Betancourt has tossed at least 56.0 innings and appeared in 50 games in each season since 2004.
- Held right-handed batters below a .200 average against for the fourth-straight season...righties hit just .186 (22-for-118) while lefties hit .304 (31-for-102)...overall, opponents batted .241 (53-for-220) against him.
- Owned a 3.72 ERA (29.0 ip, 12 er) in 30 home games and a 1.88 ERA (28.2 ip, 6 er) in 30 road games.
- Was at his best late in the season, as he owned a 0.82 ERA in August (11.0 ip, 1 er) and a 1.13 ERA (8.0 ip, 1 er) in September...for his career, owns a 2.69 ERA (123.2 ip, 37 er) in August and a 2.07 ERA (113.0 ip, 26 er) in September.
- Opponents batted .189 (10-for-53) against him with runners in scoring position and .219 (7-for-32) with RISP and 2 out.

2011: Spent the season as one of the Rockies late-inning relievers, including the final month-plus as Colorado's closer...in 68 appearances he went 2-0 with 8 saves, 22 holds, a 2.89 ERA (62.1 ip, 20 er), 8 walks and 73 strikeouts...his 22 holds, 73 strikeouts and .203 opponents batting average all led Rockies relievers...though steady all season, Betancourt was one of the Majors most productive relievers following the All-Star break, as he owned a 0.33 ERA (27.0 ip, 1 er), .080 opponents batting average (7-for-88), 8 saves and 4 holds with one walk and 39 strikeouts in 27.0 innings...among MLB relievers with at least 25 post-All-Star break appearances, Betancourt led the league in ERA, opponents batting average, strikeout to walk ratio (39.00), hits allowed per 9.0 innings (2.33), base-runners allowed per 9.0 innings (2.67) and WHIP (0.30) after the break...did not allow a single run after 8/27...allowed just 5 hits and no walks with 25 strikeouts in 21 appearances (20.1 innings) from the beginning of August through the end of the season...earned his first save of the season on 8/9 at CIN, replacing an injured Huston Street...went 8-for-9 in save opportunities the remainder of the season and finished 13 games for Colorado from 8/9 through season's end...finished 2011 with five-straight successful save opportunities...prior to earning the Rockies closer role late in the season, Betancourt generally pitched as the Rockies 8th-inning set-up man...from the beginning of 2011 through 8/8, Betancourt's 22 holds were tied for the fourth-most in the NL...his 56 holds from 7/31/09-8/8/11 were the third-most in the NL...once again finished among the top-3 relievers in MLB in strikeouts to walk ratio with a 9.13 mark..

2010: Signed to a two-year deal prior to the 2010 season after being acquired from Cleveland, July 23, 2009...finished second in the Majors and led the Rockies with a 11.13 strikeout/walk ratio; 89 strikeouts compared to eight walks...the 89 strikeouts were also tied for ninth-most in the Majors by a reliever...his 12.85 strikeouts per 9.0 innings pitched this season set a Rockies single-season record, passing Brian Fuentes who had 12.83 K/9.0 in 2002, however Fuentes had more than half as many innings...Betancourt tossed 62.1, Fuentes collected 26.2 innings...struckout the second-most batters among Rockies relievers and also had the second-most appearances with 72...his 23 holds this season were the second-most in his career behind the 31 holds he collected in 2007 with the Indians...since joining the Rockies 7/23/09 has 35 holds and 21 games finished...the Rockies are 67-37 in which he has made an appearance and in his 104 games as a Rockie is 8-2 with two saves and a 3.08 ERA (87.2 ip, 30 er) while walking 13 and striking out 118...he is averaging 12.1 strikeouts per 9.0 innings pitched and has held hitters to a .212 (69-for-326) average since coming to Colorado...from the beginning of June through the end of the season he went 5-0 with 18 holds and a 2.40 ERA (45.0 ip, 12 er)...walked just five batters, one being intentional, in the final three-plus months (51 appearances) of the season...tied a career-high with five wins this season...also set career highs in strikeouts with 89 (previous high was 80 in 2007), walks by allowing just eight (previous low was nine walks in 2007), appearances with 72 (previous high was 69 in 2008) and tied his career-best with just one loss.

2009: Began the season with Cleveland before Colorado acquired him on 7/23...Betancourt immediately became the primary setup man and went on to lead the Rox in holds (12, tied with Matt Daley), despite pitching for the club for less than half the year...his 12 holds from 7/24 through the end of the year were tied fifth-most in the NL, and easily the most for a Rox reliever in that span...went 3-1 with one save and a 1.78 ERA in 32 appearances for Colorado...his 1.78 ERA as a member of the Rox was the lowest for any reliever after he joined the team on 7/24 (min. 20 innings)...struckout far more batters than he walked with Rox, finishing with 29 strikeouts and just 5 walks...his strikeout to walk ratio was 5.80 in a Rox uniform...did not allow a run in any of his first 14 games with Colorado, while earning 6 holds in his first 14 games...earned his first hold with Colorado on 7/30 at NYM by tossing a scoreless 7th inning...struckout the side 8/20 at WAS for his sixth hold with the Rox...took the loss 8/30 at SF when he inherited a bases loaded situation in the 6th inning and allowed a go-ahead grand slam to Edgar Renteria; was the only home run he allowed as a member of the Rockies, and his only other career slam allowed was hit by Renteria...followed that loss with 9 consecutive scoreless apps (6.2 ip)...earned first win with the Rox on 9/4 vs. ARI by retiring the last batter of the 8th inning in the Rockies 5-4 comeback victory...on 9/16 at SF he relieved Franklin Morales in the 9th after he surrendered 3 hits and recorded no outs, and was able to lock down the win for the Rockies with his first save as a Rockie...in a little over two months with Colorado, Betancourt held opponents to a .189 (17-for-90) average, with left-handed batters hitting .231 (9-for-39) and right-handed batters at .157 (8-for-51)...28 of his 32 appearances with the Rox were scoreless...his 20 holds between both clubs were the second-most he has had in a single season, trailing only the 31 holds he had in 2007...finished the season with a total of 61 games, giving him at least 50 appearances in 6 of his 7 MLB seasons...went 1-2 with a 3.52 ERA (30.2 ip, 12 er) in his 29 games with Cleveland in 2009.

2008: Production took a dip after career year in 2007...hold total in 2008 went to 12 after compiling 31 holds (T-1st) in 2007 while his ERA (5.07-1.47) and home run totals (11-4) also rose significantly...ERA was 6.27 thru games of 8/5 (47.1 ip, 33 er)...over the last seven weeks of the season he went 1-0, 2.66 (23.2 ip, 7 er) in 22 games...served as closer for a brief time at the end of April and beginning of May, but was moved back to set-up role shortly after...45 of his 69 appearances were scoreless...walked career-high 4 on 9/16 vs. MIN...overall among AL relief pitchers his 71.0 ip were 12th and his 69 appearances were T-14th...MLB hitters batted .276 (76-for-275, 11 HR), holding lefties to a .252 (30-for-119) average...best month was August (1-0, 3.00 ERA, 10 games, 12.0 ip, 4 er); only month his ERA was under 4.00.

2007: One of the top setup men in the AL in what was his best Major League season to date for the Indians...was the primary 8th inning setup man for Joe Borowski all season, recording 31 holds (T-1st among AL relievers with LAA's Scot Shields)...his relief ERA of 1.47 was the second-lowest relief ERA in the AL and his .183 opponent average was the fourth-lowest mark...allowed just 9.1-pct. (3-for-33) of inherited runners to score, the second-best mark in the AL...was second to Seattle's JJ Putz (6.6) in runners allowed per 9.0 ip at 6.8...was fifth among AL relievers in strikeouts (80), fourth in innings pitched (79.1) and tied ninth in relief wins (5)...55 of his 68 outings were scoreless and did not allow more than one earned run in any of his outings...his .173 (18-for-104) average against with runners on was third among AL reliev-

ers...did not walk a batter over 24.1 ip from 4/4-6/9 and had a 19.0 inning scoreless streak from 5/13-6/20...on the year averaged just 1.02 walks per 9.0 ip...over his last 22 games (from 8/12), he recorded an ERA of 1.37 (26.1 ip, 4 er)...finished fourth in the AL in first batter batting average (.123, 8-for-65)...did not allow a run in 10 appearances vs. DET, a span of 13.2 ip...his 68 appearances were T-13th among AL relievers...right-handed batters hit .147 (25-for-170)...had an ERA of 5.40 in 7 postseason games (10.0 ip, 7 hits, 6 er, 1 bb, 9 k).

2006: One of the Indians key setup men, had a solid season in the role...from 7/5 thru the end of the season he went 3-1, 2.71 (33.1 ip, 10 er) in 26 appearances with three saves after taking a 5.40 season ERA into July...was on the disabled list from 4/20-5/16 with a strained lat muscle in his right side, suffered on 4/19 at BAL...was the third straight season in which he spent time on the DL...enjoyed new career bests in innings (3.1) and strikeouts (5) on 7/5 vs. NYY...from 8/23 thru the end of the season his ERA was 1.10 in 13 games (16.1 ip, 2 er) and had 10.0 consecutive scoreless innings from 8/24-9/7... saved 3 straight chances from 8/25-9/28, a new career-high...batters hit .241 (52-for-216) off him with 7 home runs allowed...pitched for Venezuela in the World Baseball Classic.

2005: Was a productive and reliable member of the best bullpen in baseball, starting the year with 9.0 hitless/scoreless innings as he retired 27 of his first 28 batters faced...did not allow a hit/run until his 5th outing on 4/18 at KC...overall in April he was 1-0, 0.73 ERA (12.1 ip, 1 er) in 8 games...tossed a career-high 3.0 ip 4/9 at Detroit (retired 9 straight)...was on the 15-day DL from 6/30-7/8 with right shoulder inflammation before being suspended for 10 days from 7/8-18 for violating MLB's Joint Drug Prevention and Treatment Program...was activated from the suspended list on 7/18...his first batter average against of .189 (10-for-53) was the ninth-best mark among AL relievers...his ERA was 20th-best among AL relievers.

2004: Spent his first full season in the big leagues and was a reliable member of the Tribe's bullpen, compiling an ERA of 3.23 (30.2 ip, 11 er) in the second half...spent a short amount of time as the Tribe's closer in late April/early May...on the year he saved 4 games in 11 chances (36.4 pct.) as his 7 blown saves were tied for third in the AL behind Esteban Yan (10) and Jason Grimsley (9)...his 6 relief losses were tied for fifth among AL relievers...was placed on the DL on 6/26 with right biceps tendonitis and arm fatigue and was activated on 7/11 after a one-game rehab appearance at Double-A Akron...allowed only one (9.2 ip) run over his last 12 outings (from 9/5)...led the team with 12 holds.

2003: Split season between Double-A Akron, Triple-A Buffalo and in the Majors with Cleveland after joining the organization in the off-season...was his first ever appearance at the Triple-A and big league levels after spending a year in the minor leagues in Japan and missing the entire 2002 season due to right elbow surgery...split the first half of the 2003 season between Akron and Buffalo, recording a 29.1 inning scoreless streak from 4/16 to 6/13 with Akron...promoted to the big leagues for the first time on 7/12...saved 13 straight games from 5/15 to 6/10 (13.0 ip, 0 er) -- the longest such streak in the minors since 2002...overall in the minors between Akron and Buffalo he recorded a combined ERA of 1.73 with 17 saves and held hitters to a .201 (39-for-194) average against in 35 outings...made his MLB debut and suffered a tough-luck loss on 7/13 vs. CWS, tossing 1.1 inning...recorded his first MLB win on 7/27 vs. MIN and his first MLB save on 8/10 vs. ANA...led the team with 32 appearances in the second half.

2002: Did not pitch professionally in 2002 as he rehabbed from right elbow surgery the previous July...was not signed by any club before signing with Cleveland after a tryout prior to the 2003 season.

MINOR LEAGUES 2001: Re-signed by Red Sox prior to 2001 season and spent the season at Double-A Trenton before being shutdown for the season on 5/17 with right elbow troubles...underwent surgery on his right elbow on 7/23 to transpose the ulnar nerve as well as having a metal rod placed in his right forearm to stabilize his right elbow and ulna...**2000:** Sold to the Yokohama Baystars of Japan's Central League in November of 1999 and appeared in 11 games in the Japanese major league before spending the rest of the season in the Japanese minor leagues with Searex...**1999:** Best season to date between Single-A Sarasota and Double-A Trenton, striking out a combined 63 batters in 61.2 innings while recording an ERA of 3.21 in 45 outings...ranked fifth in the Eastern League in saves at Trenton and fourth in walks per 9.0 innings (1.65) by a reliever...**1998:** Spent most of the season at Single-A Sarasota of the Florida State League...**1997:** First season as a pitcher came at Single-A Michigan of the Midwest League where he recorded 11 saves and struck out 52 batters in 32.1 ip...his 14.5 SO/9.0 ip was the best mark among Midwest League relievers as were his runners allowed per 9.0 ip (7.8)...**1994-1996:** Spent the first three seasons of his professional career as a middle infielder in the Boston minor league system before being converted to a relief pitcher in 1997 by the Red Sox farm brass.

POSTSEASON: Has pitched in a total of three playoff series, including the 2009 NLDS vs. the Phillies while playing for Colorado and the 2007 ALDS (Yankees) and ALCS (Red Sox) while playing for Cleveland...made relief outings in Games 2, 3, 4 in 2009, allowing just one run, a solo homer (Werth) in Game 2...pitched 1.0 scoreless inning in Rockies Game 3 loss, striking out the side (5 batters faced)...in 2007, Betancourt appeared in seven postseason games for the Indians, logging a 5.40 ERA (10.0 ip, 6 er)...his postseason was highlighted by two scoreless outings in the Division Series against the NYY.

PERSONAL: Rafael Jose Betancourt...married to wife Chela...they have two children - a girl, Raniel (2/12/99) - and a boy, Rafael (1/22/03)...Victor Martinez is the Godfather of his son, Rafael...resides in Cumana, Venezuela.

17 WINS IN 18 GAMES, LAST 5 NL TEAMS (REGULAR SEASON)

<u>YEAR</u>	<u>TEAM</u>	<u>DATES</u>
2009	Rockies	June 4-22 (17 of 18)
2006	Dodgers	July 28-Aug. 15 (17 of 18)
1986	Mets	April 18-May 10 (18 of 19)
1979	Expos	Aug. 28-Sept. 15 (17 of 18)
1977	Phillies	Aug. 3-23 (19 of 20)

BETANCOURT'S CAREER RECORD

Year	Team	W	L	ERA	G	GS	CG	SHO	GF	SV	IP	H	R	ER	HR	HB	BB	IBB	SO	WP	BK
1997	Michigan	0	3	1.95	27	0	0	0	22	11	32.1	26	9	7	2	0	2	0	52	3	1
1998	Trenton	0	0	6.75	7	0	0	0	3	0	9.1	9	7	7	0	0	3	0	9	0	0
	GC-Red Sex	0	2	7.20	4	3	0	0	0	0	5.0	6	5	4	1	0	1	0	4	1	1
	Sarasota	3	1	3.54	20	0	0	0	4	2	28.0	22	12	11	2	0	6	0	33	0	0
1999	Sarasota	0	0	0.00	6	0	0	0	5	4	7.0	5	0	0	0	0	1	0	6	0	0
	Trenton	6	2	3.62	39	0	0	0	30	13	54.2	50	24	22	7	0	10	0	57	0	1
2000	Yokohama-JPN	1	2	4.08	11	4	0	0	0	0	28.2	30	16	13	5	1	11	0	16	0	0
	Searex-JPN	1	0	1.17	20	0	0	0	0	6	23.0	17	3	3	0	0	6	0	29	0	0
2001	Trenton	0	1	5.63	16	0	0	0	10	4	24.0	28	16	15	0	2	3	0	27	1	0
2002	- DID NOT PLAY - INJURED																				
2003	Akron	0	0	1.39	31	0	0	0	20	16	45.1	33	10	7	0	0	13	2	75	1	0
	Buffalo	0	0	4.05	4	0	0	0	2	1	6.2	6	3	3	1	0	2	0	6	1	0
	CLEVELAND	2	2	2.13	33	0	0	0	13	1	38.0	27	11	9	5	1	13	2	26	1	0
2004	CLEVELAND	5	6	3.92	68	0	0	0	21	4	66.2	71	32	29	7	0	18	6	76	5	1
	Akron	0	0	0.00	1	0	0	0	0	0	1.0	0	0	0	0	0	1	0	2	0	0
2005	CLEVELAND	4	3	2.79	54	0	0	0	12	1	67.2	57	23	21	5	0	17	2	73	0	0
2006	CLEVELAND	3	4	3.81	50	0	0	0	17	3	56.2	52	25	24	7	0	11	5	48	0	0
	Akron	0	0	0.00	1	1	0	0	0	0	1.0	0	0	0	0	0	1	0	2	0	0
2007	CLEVELAND	5	1	1.47	68	0	0	0	15	3	79.1	51	13	13	4	0	9	3	80	0	0
2008	CLEVELAND	3	4	5.07	69	0	0	0	20	4	71.0	76	41	40	11	0	25	5	64	2	0
2009	CLEVELAND	1	2	3.52	29	0	0	0	7	1	30.2	25	15	12	3	0	15	4	32	0	0
	COLORADO	3	1	1.78	32	0	0	0	3	1	25.1	17	5	5	1	0	5	1	29	0	0
2010	COLORADO	5	1	3.61	72	0	0	0	18	1	62.1	52	25	25	9	0	8	2	89	7	0
2011	COLORADO	2	0	2.89	68	0	0	0	24	8	62.1	46	21	20	7	0	8	0	73	1	2
2012	COLORADO	1	4	2.81	60	0	0	0	53	31	57.2	53	19	18	6	0	12	4	57	0	1
Major League Totals		34	28	3.14	603	0	0	0	203	58	617.2	527	230	216	65	1	141	34	657	16	4
Minor League Totals		10	9	3.14	159	4	0	0	96	51	217.2	185	86	76	13	2	44	2	277	7	3

LEAGUE DIVISION SERIES RECORD

Year	Team	W-L	ERA	G	GS	SV	IP	H	R	ER	BB	SO
2007	CLEVELAND vs. New York	0-0	0.00	2	0	0	2.0	1	0	0	0	3
2009	COLORADO vs. Philadelphia	0-0	3.86	3	0	0	2.1	2	1	1	1	3
Totals		0-0	2.08	5	0	0	4.1	3	1	1	1	6

LEAGUE CHAMPIONSHIP SERIES RECORD

Year	Team	W-L	ERA	G	GS	SV	IP	H	R	ER	BB	SO
2007	CLEVELAND vs. Boston	0-0	6.75	5	0	0	8.0	6	7	6	1	6

WORLD BASEBALL CLASSIC RECORD

Year	Team	W-L	ERA	G	GS	SV	IP	H	R	ER	BB	SO
2006	VENEZUELA	0-0	0.00	2	0	0	1.2	0	0	0	1	1

CAREER TRANSACTIONS

- 1993: Signed by the Boston Red Sox as a non-drafted free agent on 9/6.
- 1998: Signed Minor League contract with Boston, 3/4...optioned to minors, 3/12...recalled from minors, 9/22...designated for assignment, 9/27...outrighted to minors, 10/2.
- 1999: Contract purchased by Yokohama (Japan) from the Boston Red Sox on 11/18.
- 2000: Signed by Boston as a Minor League free agent 12/13.
- 2003: Signed by the Cleveland Indians as a Minor League free agent 2/6...purchased from minors, 7/12.
- 2004: Signed Major League contract with Cleveland, 2/18...on 15-day disabled list, 6/26-7/11 with right bicep tendinitis; included rehab assignment at Akron, 7/9-11.
- 2005: On the 15-day disabled list, 7/3-18 with right shoulder inflammation...suspended by MLB for violating MLB drug program, served 10 games from 7/8-18.
- 2006: On the 15-day disabled list, 4/21-5/16 with a strained right lat muscle; included rehab assignment at Akron, 5/14-15.
- 2007: Signed Major League contract with Cleveland, 1/16.
- 2008: Signed two-year extension with Cleveland, 1/23.
- 2009: On the 15-day disabled list 6/1-7/9 with a right groin strain; included rehab assignment at Columbus, 7/3-9...acquired by Colorado from Cleveland in exchange for Minor League RHP Connor Graham on 7/23...accepted arbitration from Colorado, 12/7.
- 2010: Signed two-year contract with Colorado on 1/22.
- 2011: Signed one-year contract extension for 2012 with 2013 club option, 1/30.
- 2012: Signed one-year contract extension for 2013 with 2014 mutual option, 1/25.

CAREER BATTING

Year	Team	AVG	G	AB	R	H	TB	2B	3B	HR	RBI	SH	SF	HB	BB	IBB	SO	SB	CS	GDP	SLG	OBP
2007	CLEVELAND	.000	68	1	0	0	0	0	0	0	0	0	0	0	0	0	1	0	0	0	.000	.000

CAREER FIELDING

PITCHER	PCT	G-GS	PO	A	E	TC	DP
Career Totals	.980	603-0	22	27	1	50	1



35 CHAD BETTIS

RHP

Ht: 6-1 Wt: 200 B/T: R/R Age: 23/24
 Born: April 26, 1989 in Lubbock, TX Residence: Allen, TX
 Major League Service: 0.000 Contract: Through 2013
 Obtained: Selected in 2nd round of 2010 Draft out of Texas Tech

COLORADO

BETTIS

HIGHLIGHTS

Will be making his second appearance at Major League Spring Training in 2013...looking to regain health after missing the entire 2012 season with a right shoulder injury...Bettis became the first player from the Rockies 2010 Draft class to make an appearance at Major League Spring Training in 2012...**was named the California League Pitcher of the Year in 2011 after going 12-5 with a 3.34 ERA (169.2 ip, 63 er) with 184 strikeouts to 45 walks...**the right-hander led the Cal League in K, IP, WHIP (1.10), BAA (.225), fewest BR/9.0 IP (10.34)...**his 184 strikeouts were fifth-most in the Minor Leagues in 2011...following the 2011 season, was named by *Baseball America* as the ninth-best prospect in the California League...enters 2012 ranked as the Rockies fifth-best prospect by *Baseball America*, including the top pitching prospect...was originally drafted in the 2007 Draft by the Houston Astros but did not sign.**

2012

- Missed the entire season with a right shoulder injury.

2011: Spent his entire second professional season with Double-A Modesto in the starting rotation, making 27 starts...led the California League in multiple categories, including strikeouts (184), innings pitched (169.2), WHIP (1.10), opponent batting average (.225) and fewest baserunners per 9.0 innings (10.34)...**additionally, his 3.34 ERA was the second-best mark in the California League, his 9.76 K/9.0 IP was the fourth-best mark in the CL...**Bettis had the ninth-most innings pitched in the entire Minor Leagues and the fifth-most strikeouts in the Minors...**named the Rockies organizational Pitcher of the Month in July when he went 4-1 with a 3.07 ERA (44.0 ip, 15 er), 43 strikeouts, 12 walks and held opponents to a .205 (32-for-156) batting average in six starts...pitched much better in the second half of the season, going 8-1 with a 2.41 ERA (86.0 ip, 23 er) in 13 second half starts compared to 4-4 with a 4.30 ERA (83.2 ip, 40 er) in 14 first half starts...finished the season with a six-game win-streak, spanning his last nine starts...over those nine starts, Bettis went 6-0 with a 2.54 ERA (56.2 ip, 16 er) while striking out 64 and walking just 13...earned the California League Pitcher of the Week on two separate occasions, 6/27-7/3 and 8/15-22...**was named a California League Mid- and Postseason All-Star and named by *Baseball America* as a High-A All-Star...**following the season, was named by *Baseball America* as the ninth-best prospect in the California League...the ace of the Nuts' staff, Bettis earned the 2011 California League Pitcher of the Year honor following the season...Bettis and teammate Edwar Cabrera were both named to the All-Minors Second-Team by *Baseball America*...named by MLB.com as the 66th overall prospect heading into the 2012 season.**

2010: Began his professional career with Short Season Tri-City where he made 10 appearances/9 starts for the Dust Devils...allowed two earned runs just once and did not allow more than one run in any other appearance...won four games in five starts from 7/11-8/3, allowing just one earned run in 27.1 innings (0.33 ERA) in those five starts...held opponents to a .227 average (44-for-194) and had a strikeout to walk ratio of 3.9...**was named to the Northwest League All-Star Team after he compiled a 4-1 record and 1.12 ERA in 10 appearances/9 starts...promoted to Low-A Asheville in mid-August and made three starts for the Tourists, earning 2 wins and a 0.96 ERA, allowing just 2 earned runs over 18.2 innings pitched...was rated as the ninth-best prospect in the Rockies system by *Baseball America* prior to the 2011 season.**

COLLEGE: Went 7-4 with a 4.41 ERA (85.2 ip, 42 er) in 24 game/7 starts for the Texas Tech Red Raiders as a junior in 2010...had 102 strikeouts and just 33 walks...he finished fourth in the Big 12 Conference with his 102 strikeouts...his 10.72 strikeouts per game was the fifth-best mark in the conference in 2010...though he made 7 starts, he still finished tied for fourth in the Big 12 with 10 saves in 2010...**was named to the Big 12 All-Tournament Team in 2010 as well...spent three seasons with the Red Raiders, splitting time between the starting rotation and late inning relief.**

PERSONAL: Signed by Rockies scout Dar Cox...was rated as the 33rd-best player in the 2010 Draft by *Baseball America*, as well as the 16th-best right-handed pitcher in the Draft by the same publication...*Baseball America* also rated Bettis the fifth-best prospect overall from the state of Texas...Bettis is a native of Lubbock, TX and was originally drafted in the eighth round of the 2007 First-Year Player Draft by the Houston Astros.

BETTIS' CAREER RECORD

Year	Team	W	L	ERA	G	GS	CG	SHO	GF	SV	IP	H	R	ER	HR	HB	BB	IBB	SO	WP	BK
2010	Tri-City	4	1	1.12	10	9	0	0	0	0	48.1	44	11	6	0	0	10	0	39	4	0
	Asheville	2	0	0.96	3	3	0	0	0	0	18.2	14	2	2	1	0	3	0	17	0	0
2011	Modesto	12	5	3.34	27	27	0	0	0	0	169.2	142	72	63	10	8	45	0	184	10	1
2012																					
---INJURED DID NOT PLAY---																					
Minor League Totals		18	6	2.70	40	39	0	0	0	0	236.2	200	85	71	11	8	58	0	240	14	1



19 CHARLIE BLACKMON OF

Ht: 6-3

Wt: 210

B/T: L/L

Age: 26/27

Born: July 1, 1986 in Dallas, TX

Residence: Warwick, GA

Major League Service: 1.000

Contract: Through 2012

Obtained: Selected in 2nd round of 2008 Draft out of Georgia Tech

COLORADO

HIGHLIGHTS

Has spent time in Majors with Rockies in each of last two seasons...spent final month and a half on Major League roster in 2012...hit **.361 (26-for-72) with 5 doubles, 2 home runs, 8 RBI and 11 runs in September/October 2012**...made his Major League debut on 6/7/11 at SD...notched first career Major League hit off Dustin Moseley on 6/8/11 at PETCO Park...is a career **.321 (151-for-471) hitter with 27 doubles, 15 home runs and 83 RBI in 117 career games at Triple-A (2011-12)**...Colorado's second draft pick in the 2008 Draft, he has steadily moved his way through the Rockies system in his five professional seasons...has been named a top-20 prospect in both the Texas League in 2010 (17th) and the Northwest League in 2008 (10th) by *Baseball America*...also named a Short Season All-Star by *Baseball America* following his initial professional season in 2008 season at Tri-City...is a career .316 hitter with 146 extra-base hits and 74 stolen bases in 345 career Minor League games.

2012

- Began the 2012 season on the 15-day disabled list with turf toe in his left big toe, then spent the first four and a half months in the Minors prior to his recall from Triple-A on 8/18.
- 2012 marked his second-straight year seeing time in the Majors with the Rockies...hit .146 (6-for-41) in his first 13 games, all in August...then hit .361 (26-for-72) over his final 29 games...had 5 doubles, 2 home runs and 8 RBI from 9/1 through the end of the season.
- Batted .289 (83-for-287) with 23 doubles, 4 triples, 6 home runs and 37 RBI in 76 Minor League games between Short Season-A Tri-City and Triple-A Colorado Springs.
- Tied his career-high with 4 hits twice in 2012, and now has three four-hit games in his MLB career...had 4 hits, including a double, on 9/6 at ATL...then had 4 hits again on 10/1 at ARI...had 8 multi-hit games in 2013.
- Saw time at all three outfield positions, though split his time nearly evenly between left field (114.2 innings) and right field (107.1 innings).

2011: After spending the first two months of the 2011 season at Triple-A Colorado Springs, was recalled on 6/7 and spent the next month, until 7/7, on the active roster...finished the season on the 60-day disabled list with a right foot fracture suffered 7/7 at ATL while rounding second base...hit .255 (25-for-98) with 1 double, 1 home run, 8 RBI, 9 runs and 5 steals in his 27 games with the Rockies...played mostly left field, though he also saw action in center field as well...collected his first Major League hit in his second game, 6/8 at SD off Dustin Moseley, with a single going 1-for-4 in the game...first MLB multi-hit game, RBI and outfield assist all came 6/11 vs. LAD...had a career-high four hits 6/17 vs. DET...also drove in two runs, setting his career-high for RBI in a game as well...slugged his first career home run on 7/1 vs. KC off Joakim Soria...was a pinch-hit home run and also came on his 25th birthday...had 5-straight games with a stolen base from 6/11-15...since 1946 (when game-by-game data began), he was the first player to steal a bag in 5-straight games within his first nine career games (Stats LLC)...hit .337 (82-for-243) with 10 home runs, 19 doubles, 4 triples and 49 RBI while stealing 12 bases in 58 games for the Sky Sox...he led all Sky Sox in doubles, homers, stolen bases, RBI and batting average prior to his recall...collected five multi-hit games and hit .370 (13-for-42) in his final 10 games with the Sky Sox.

2010: Spent the entire season at Double-A Tulsa as the club's regular center fielder...hit .297 (100-for-337) with 22 doubles, 4 triples, 11 home runs and 55 RBI in 86 games for the Drillers...his .484 slugging percentage was a career high, and his .834 OPS was a personal best for a full season club...finished his season strong by batting .348 (40-for-115) with 10 doubles, 3 triples and 3 home runs in 28 games during the month of August...missed nearly all of the first two months of the season due to injury, and did not make his 2010 debut until 5/31 at Frisco...was at his best with men on base...his batting average splits with runners on base were: scoring position-.313, runners on with 2 outs-.328, runners in scoring position with 2 outs-.315 and bases loaded-.417...played in the Arizona Fall League as a regular outfielder for

2012

HIGHS AND LOWS

CAREER

4, 2x, last: October 1 at ARI	Hits	4, 3x, last: October 1, 2012 at ARI
1, 2x, last: September 26 vs. CHC	Home Runs	1, 3x, last: Sept. 26, 2012 vs. CHC
2, September 23 vs. ARI	RBI	2, 2x, last: September 23, 2012 vs. ARI
5, September 10-15	Hit Streak	5, September 10-15, 2012
2, 2x, last: September 26, 2012 vs. CHC	Runs	2, 3x, last: September 26, 2012 vs. CHC
1, 8x, last: October 1 at ARI	Doubles	1, 9x, last: October 1, 2012 at ARI
None	Triples	None
5, 3x, last: October 1 at ARI	Total Bases	5, 3x, last: October 1, 2012 at ARI
1, 4x, last: September 30 at LAD	Walks	1, 7x, last: September 30, 2012 at LAD
2, 4x, last: October 3 at ARI	Strikeouts	2, 5x, last: October 3, 2012 at ARI
1, August 21 at NYM	Stolen Bases	1, 6x, last: August 21, 2012 at NYM

Scottsdale...hit .264 (19-for-72) with 2 doubles, 3 home runs and 11 RBI...had 13 walks compared to just 6 strikeouts during the AFL...named the Rockies 11th-best prospect by *Baseball America* following the season.

2009: Played his entire second professional season with High-A Modesto in the California League...led the Nuts in hitting (.307, 169-for-550), RBI (69), stolen bases (30) and runs scored (30)...led the club in RBI despite being the primary lead-off hitter...his 34 doubles were the second-most on the club...hit .305 (65-for-213) vs. left-handers and .309 (104-for-337) vs. right-handers...was the club's primary center fielder, and committed just 3 errors on the season...batted .316 (89-for-282) after the All-Star break, compared to .299 (80-for-268) prior to the break...hit .357 (46-for-129) with runners in scoring position...named the club's 13th-best prospect by *Baseball America* following the season.

2008: In his first professional season led Tri-City with a .338 (98-for-290) average...named the Rockies Organizational Co-Player of the Month for the month of July along with Wilin Rosario...hit .344 (42-for-122) with 11 extra-base hits and 14 RBI during the month, his first full month in professional baseball...was named to the Northwest League Postseason All-Star team...named the 10th-best prospect in the Northwest League after the season by *Baseball America*...also tabbed by the same publication as the Rockies 10th-best prospect.

PERSONAL: Signed by Rockies scout Alan Matthews...earned his B.S. degree in business administration with a concentration in finance from the Georgia Institute of Technology in the fall of 2011...grew a mustache to raise money as part of "Movember" in November of 2012.

BLACKMON'S CAREER RECORD

Year	Team	AVG	G	AB	R	H	2B	3B	HR	RBI	SAC	SF	HBP	BB	IBB	SO	SB	CS	GIDP	OBP	SLG
2008	Tri-City	.338	68	290	42	98	21	5	2	33	3	2	10	16	2	37	13	7	2	.390	.466
2009	Modesto	.307	133	550	87	169	34	7	7	69	3	5	19	39	1	83	30	13	5	.370	.433
2010	Tulsa	.297	86	337	53	100	22	4	11	55	3	5	4	32	2	43	19	7	4	.360	.484
2011	Colo. Springs	.337	58	243	49	82	19	4	10	49	2	3	5	19	0	34	12	5	2	.393	.572
	COLORADO	.255	27	98	9	25	1	0	1	8	1	0	0	3	1	8	5	1	2	.277	.296
2012	Colo Springs	.303	59	228	55	69	18	4	5	34	2	2	3	29	1	42	10	0	6	.385	.482
	COLORADO	.283	42	113	15	32	8	0	2	9	0	1	3	4	0	17	1	2	4	.325	.407
Major League Totals		.270	69	211	24	57	9	0	3	17	2	0	3	7	1	25	6	3	6	.303	.355
Minor League Totals		.312	421	1707	294	532	119	24	36	243	13	17	44	142	6	249	87	32	20	.376	.473



49 REX BROTHERS

LHP

Ht: 6-0

Wt: 210

B/T: L/L

Age: 25

Born: Dec. 18, 1987 in Murfreesboro, TN Residence: Chapel Hill, TN

Major League Service: 1.117

Contract: Through 2013

Obtained: Selected in supplemental round of 2009 Draft out of Lipscomb

COLORADO

HIGHLIGHTS

In his second Major League season in 2012, Brothers finished second on the club in appearances with 75 and led all Rockies relievers with his 83 strikeouts...since his Major League debut on 6/6/11, Brothers' 11.80 strikeouts per 9.0 innings pitched ratio (142 so, 108.1 ip) is the seventh-highest among Major League relievers...allowed just 8 hits (.143 avg, 8-for-56) with 6 walks and 24 strikeouts over his last 19 outings (16.1 ip), from 8/9 through the end of the season (0.55 ERA)...his 43 strikeouts post-ASG in 2011 were the fourth-most in the MLB and he had the ninth-lowest opponent average post-ASG (.190)...is entering just his fifth professional season having made stops at Short Season Tri-City and Low-A Ashville in 2009 and High-A Modesto and Double-A Tulsa in 2010 and Triple-A Colorado Springs and the Rockies in 2011...was named the PCL's 10th-best prospect by *Baseball America* following the 2011 season.

CAREER

- Was the first member of the Rockies 2009 draft class to reach the Majors when he made his Major League debut on 6/6/11...made 99 Minor League appearances prior to making his Major League debut...already has more Major League appearances (123) than Minor League appearances (103).
- Owens an 11.8 strikeout per 9.0 innings pitched ratio (142 so, 108.1 ip) in his first two Major League seasons.
- His 3.49 ERA (108.1 ip, 42 er) is the 5th-lowest in franchise history among pitchers with at least 100 appearances with the club...his 2.88 ERA in his rookie season of 2011 was the 5th-lowest among NL relievers with at least 40.0 innings pitched that season.
- Has 34 holds (16 in 2011, 18 in 2012) in his first two seasons...his 34 holds already rank tied for 10th-most in Rockies franchise history...needs one more hold to tie Angels General Manager Jerry Dipoto for 9th on the list.
- Was named the Rockies seventh-best prospect by *Baseball America* prior to his rookie season of 2011.

2012

- Brothers finished the 2012 season with a team-high eight wins in his 75 appearances...his 3.86 ERA was the fifth-lowest among all Rockies relievers and his 75 appearances were second to only Belisle's 80.
- In his second season, Brothers struckout 83 batters, tied for the most among all Rockies pitchers with Drew Pomeranz, and most among Rox relievers...additionally, his 11.04 strikeout per 9.0 innings pitched was the highest mark on the team...a mark that was 10th-highest among NL relievers this season.
- Held left-handed hitters to a .206 (21-for-102) average on the season, the third-lowest mark among Rockies pitchers in 2012...his 41 strikeouts vs. left-handers were the most on the team and he allowed only six extra-base hits to lefties (1 HR, 5 2B).
- From 8/1 to the end of the season, Brothers had a record of 2-0 with a 1.52 ERA (23.2 ip, 4 er), 12 walks and 24 strikeouts in 21 appearances.
- In his two seasons with the Rockies, Brothers has tallied 142 strikeouts compared to 57 walks in 108.1 innings...that comes to a 2.49 K/BB and an 11.8 K/9.0 IP, the eighth-best mark in the NL since 2011.
- Was optioned to Colorado Springs on 5/20, where he would stay until 6/2...made four appearances for the Sky Sox and had a 1.69 ERA (5.1 ip, 1 er) with 13 strikeouts.
- From 6/2 through the end of the season, Brothers went 6-0 with a 3.27 ERA (52.1 ip, 19 er), 25 walks and 62 strikeouts in 53 games.
- Owned a 5.35 ERA (35.1 ip, 21 er) in 38 games at Coors Field...posted a 2.23 ERA (32.1 ip, 8 er) in 37 games on the road...four of the five home runs he allowed in 2012 were at Coors Field.

2011: Spent the first two months of the season as a member of the Triple-A Colorado Springs bullpen and was brought to the Majors 6/4, where he would spend the remainder of 2011 in the Rockies bullpen...went 1-2 with a 2.88 ERA

2012

HIGHS AND LOWS

CAREER

4, September 4 at ATL	Strikeouts	4, September 4, 2012 at ATL
3, 4x, last: August 14 vs. MIL	Hits	3, 5x, last: August 14 vs. MIL
4, May 17 vs. ARI	Runs	4, May 17, 2012 vs. ARI
4, May 17 vs. ARI	Earned Runs	4, May 17, 2012 vs. ARI
1, 5x, last: September 10 vs. SF	Home Runs	1, 9x, last: September 10 vs. SF
3, May 15 at SF	Walks	3, May 15, 2012 at SF
2.0, September 4 at ATL	Innings (Reliever)	2.0, 5x, last: September 4, 2012 at ATL
8.2, August 18-17	Scoreless Inning Streak	10.0, June 20-July 18, 2011
7, May 15-August 23	Win Streak	7, May 15-August 23, 2012
2, April 8-May 14	Losing Streak	3, July 31, 2011-April 8, 2012

(40.2 ip, 13 er), 20 walks, 59 strikeouts and a .217 opponent average in 48 games as a rookie...among NL rookie relievers to make at least 45 appearances, Brothers ranked in the top-10 in several categories, including ERA (6th), opponents batting average (5th), strikeouts (5th), strikeouts per 9.0 innings (3rd, 13.06) and holds (2nd, 16)...only teammate Matt Reynolds had more holds (18) among NL rookie relievers...Brothers became more productive as the season went on, as his ERA decreased (or stayed the same) in each of the four months he pitched...he owned a 3.86 ERA in June, 3.18 ERA in both July and August and a 1.04 ERA in September...following the All-Star break, Brothers proved to be one of the National League's most productive relievers, as he had the fourth-most strikeouts (43) and ninth-lowest opponents' batting average (.190) after the break...the left-hander finished strong, allowing just eight hits (.143 avg, 8-for-56) with 6 walks and 24 strikeouts over his last 19 outings (16.1 ip), from 8/9 through the end of the season...owned a 0.55 ERA (16.1 ip, 1 er) from 8/9 through the end of the season, a period during which he pitched as one of the Rockies set-up men...had 12 consecutive scoreless appearances with 15 strikeouts from 6/20-7/18...in the 10.0 ip allowed just seven hits (.194 average, 7-for-36)...had 9.2 scoreless inning streak with 13 strikeouts 8/9-9/3 (11 appearances)...went 3-2 with a 2.89 ERA (28.0 ip, 9 er), 15 walks and 45 strikeouts in 25 outings for the Sky Sox prior his recall...was named the Pacific Coast League's 10th-best prospect by *Baseball America* following the 2011 season.

2010: Began the season with High-A Modesto where he was a late-inning reliever...posted a record of 0-2, 2.68 (37.0 ip, 11 er) with three saves in 33 appearances for the Nuts before being promoted to Double-A Tulsa in late June...held opponents to a .165 (20-for-121) average, the lowest mark among all Modesto pitchers...in his final 14 appearances for Double-A Tulsa allowed just 2 earned runs in 14.0 innings pitched (1.29 ERA) allowing just 6 walks while striking out 18...struckout 5 hitters twice, both coming in 2.0 ip outings...first on 5/19 with Modesto...the second came 8/8 with Tulsa...played for Scottsdale of the Arizona Fall League where he went 1-0, 4.09 (11.0 ip, 5 er) in 9 appearances for the Scorpions...was named an AFL Rising Star at the end of the season...named by *Baseball America* as the Rockies seventh-best prospect following the season.

2009: Split his first professional season between Tri-City and Asheville...was the Rockies only 2009 draft pick to pitch for a full season league in 2009...went 2-0 with a 3.38 ERA (10.2 ip, 4 er) in 8 games with Tri-City before being moved up...struckout a total of 28 batters in 21.1 innings between the two stops...following the season was rated the eighth-best prospect in the Rockies organization by *Baseball America*.

COLLEGE: Went 5-5 with a 3.26 ERA with 132 strikeouts in 94.0 innings pitched in 2009 at Lipscomb...led the club in ERA and held a 12.64 K/9.0 IP ratio in 2009, which ranked fourth in the Nation...his 132 strikeouts were the fifth-most in the Nation...opponents hit just .210 (74-for-352) against him in 2009...was ranked by *Baseball America* as the third-best left-handed pitcher and 17th-best player overall available for the Draft...was named to the Atlantic Sun First-Team All-Conference in 2009...was named the A-Sun Freshman of the Year in 2007.

PERSONAL: Rex Coleman Brothers...signed by Rockies scout Scott Corman...is the highest drafted player from Lipscomb since Rockies Triple-A Pitching Coach Bo McLaughlin was taken in the first round of the 1975 Draft.

BROTHERS' CAREER RECORD

Year	Team	W	L	ERA	G	GS	CG	SHO	GF	SV	IP	H	R	ER	HR	HB	BB	IBB	SO	WP	BK
2009	Tri-City	2	0	3.38	8	0	0	0	2	0	10.2	10	4	4	0	0	5	0	18	0	0
	Asheville	0	0	3.38	9	0	0	0	2	0	10.2	6	4	4	1	2	3	0	10	0	0
2010	Modesto	0	2	2.68	33	0	0	0	12	3	37.0	20	14	11	0	0	19	1	43	8	1
	Tulsa	2	1	3.91	24	0	0	0	8	4	23.0	14	13	10	2	1	18	1	27	2	0
2011	Colo. Springs	3	2	2.89	25	0	0	0	9	0	28.0	29	10	9	2	0	15	1	45	2	0
	COLORADO	1	2	2.88	48	0	0	0	6	1	40.2	33	14	13	4	0	20	2	59	2	0
2012	COLORADO	8	2	3.86	75	0	0	0	10	0	67.2	63	33	29	5	1	37	7	83	5	1
	Colo. Springs	0	0	1.69	4	0	0	0	2	1	5.1	3	1	1	0	0	3	0	13	0	0
Major League Totals		9	4	3.49	123	0	0	0	16	1	108.1	96	47	42	9	1	57	9	142	7	1
Minor League Totals		7	5	3.06	103	0	0	0	35	8	114.2	82	46	39	5	3	63	3	156	12	1

CAREER FIELDING

PITCHER	PCT	G-GS	PO	A	E	TC	DP
Career Totals	.778	123-0	2	5	2	9	1



46 EDWAR CABRERA LHP

Ht: 6-0 Wt: 175 B/T: L/L Age: 25/26
 Born: October 10, 1987 in Bani, DR Residence: Bani, DR
 Major League Service: 0.006 Contract: Through 2013
 Obtained: Signed as a non-drafted free agent on March 5, 2008

COLORADO

HIGHLIGHTS

Made his Major League debut when he started the Rockies game on 6/27/12 vs. WAS...made two Major League starts in 2012, as he also was called up for a start on 7/24 at ARI...owned a combined 3.05 ERA in 21 starts between Double-A and Triple-A in 2012...pitched in the 2012 Futures Game and was a Mid-Season and Post-Season Texas League All-Star in 2012...led Minor League Baseball with 217 strikeouts in 26 starts (167.0 ip) in 2011...217 strikeouts set a new Rockies organizational record...was rated the Rockies 18th-best prospect by *Baseball America* prior to the 2012 season, and the club's 17th-best prospect, and as having the organization's best changeup, by the same publication prior to this season.

2012

- Was a member of Major League Spring Training for the first time in 2012 and would go on to play at the Double-A, Triple-A and Major League levels in 2012...began the season at Double-A Tulsa, where he would spend the first three months of the season and go 8-4 with a 2.94 ERA (98.0 ip, 32 er), 23 walks and 82 strikeouts in 15 starts.
- Made his Major League debut on 6/27 vs. WAS after being recalled straight from Double-A...allowed 7 runs, 5 earned, on 5 hits and 3 walks with one strikeout in that outing...was optioned to Triple-A Colorado Springs following the outing.
- Went on to go 3-1 with a 3.41 ERA (31.2 ip, 12 er) in six starts for the Sky Sox in his first experience at the level.
- Made one other start in the Majors, on 7/24 at ARI...allowed 2 runs on 4 hits and 4 walks with 4 strikeouts.
- Was named at Texas League Mid-Season and Post-Season All-Star...also named to his first career Futures Game.

2011: Split time evenly between Low-A Asheville and High-A Modesto in his fourth professional season, making 13 starts with each club...started with Asheville before being transferred to Modesto in the middle of June...was named a South Atlantic League Mid-Season All-Star while with Asheville after going 4-2 with a 3.14 ERA (86.0 ip, 30 er) in his 13 starts with the Tourists...on 8/20, the left-hander struckout 10 in his 24th start of the season, reaching the 200 strikeout mark on the season...since 2005, he is only the third Minor League pitcher to record 200-plus strikeouts in a season, joining Matt Moore (2010 and 2011) and Francisco Liriano (2005)...between the two stops, Cabrera finished with a record of 8-3 with a 3.34 ERA (167.0 ip, 62 er) with 217 strikeouts, 41 walks and held opponents to a .244 batting average...struckout at least six batters in every start on the season...Cabrera led the Minor Leagues with his 217 strikeouts...additionally, the 217 punch-outs are the most in Rockies organizational history, ahead of Josh Kalinowski's 215 in 1998 and Scott Shoemaker's 214 in 1997...following the season, Cabrera and teammate Chad Bettis were named Second-Team All-Minors by *Baseball America*.

2010: Spent his entire season at Short Season Tri-City where he made 14 starts for the Dust Devils, the most on the club...had the most losses on the club but also recorded the most wins and strikeouts...recorded at least 5 strikeouts in all but one start...his 3.07 ERA was the fourth-lowest in the Rockies system...rated as the 30th-best prospect in the Rockies system prior to the 2011 season by *Baseball America*.

2009: Began his second professional season with the DSL Rockies before being transferred to Rookie Level Casper...allowed just 5 runs, 4 earned in 31.0 innings with the Rockies before being promoted to Casper...made 9 appearances/one start for Casper...struck out 28 batters in his 21.1 innings, while posting a 3.38 ERA (8 er, 21.1 ip).

2008: In his first professional season he split his time between the DSL Rockies and Casper...allowed just 5 runs in 8 starts (48.2 ip) with the Rockies before being promoted to Casper...had a 7.80 ERA (30.0 ip, 26 er) in 9 appearances/5 starts for the Ghosts.


PERSONAL: Signed March 5, 2008 by Rockies scouts Rolando Fernandez, Jhonathan Leyba and Martin Cabrera.

ROCKIES ORGANIZATION STRIKEOUTS, SINGLE-SEASON

K's	PLAYER	YEAR
217	Edwar Cabrera	2011
215	Josh Kalinowski	1998
214	Scott Shoemaker	1997
196	Jeff Francis	2004

CABRERA'S CAREER RECORD

Year	Team	W	L	ERA	G	GS	CG	SHO	GF	SV	IP	H	R	ER	HR	HB	BB	IBB	SO	WP	BK
2008	Rockies (DSL)	5	1	0.92	8	8	0	0	0	0	48.2	26	8	5	1	4	18	0	75	3	1
	Casper	0	4	7.80	9	5	0	0	0	0	30.0	38	29	26	7	3	15	0	38	7	3
2009	Rockies (DSL)	1	0	1.16	7	3	0	0	0	0	31.0	16	5	4	0	3	10	0	50	5	0
	Casper	0	0	3.38	9	1	0	0	1	0	21.1	19	10	8	2	2	12	0	28	1	0
2010	Tri-City	1	8	3.07	14	14	0	0	0	0	73.1	71	34	25	2	7	24	0	87	9	2
2011	Asheville	4	2	3.14	13	13	0	0	0	0	86.0	77	33	30	10	6	18	0	110	4	0
	Modesto	4	1	3.56	13	13	0	0	0	0	81.0	78	33	32	8	1	23	0	107	8	0
2012	Tulsa	8	4	2.94	15	15	0	0	0	0	98.0	65	35	32	15	3	23	1	82	3	2
	Colo. Springs	3	1	3.41	6	6	1	0	0	0	31.2	26	18	12	6	2	12	0	39	1	1
	COLORADO	0	2	11.12	2	2	0	0	0	0	5.2	9	9	7	3	0	7	1	5	0	0
Major League Totals		0	2	11.12	2	2	0	0	0	0	5.2	9	9	7	3	0	7	1	5	0	0
Minor League Totals		26	21	3.13	94	78	1	0	1	0	501.0	416	205	174	51	31	155	1	616	41	9



45 JHOULYS CHACIN RHP

Ht: 6-3 Wt: 225 B/T: R/R Age: 25
Born: Jan. 7, 1988 in Maracaibo, VZ Residence: Maracaibo, VZ
Major League Service: 3.012 Contract: Through 2014
Obtained: Signed as non-drafted free agent on September 27, 2004

COLORADO

CHACIN

HIGHLIGHTS

Jhoulys Chacin (JO-lease cha-SEEN) led all Rockies in wins (11), starts (31), innings (194.0) and strikeouts (150) in 2011, his second full season in the Majors...set Rockies rookie records with 138 strikeouts and set the Rockies rookie starter record with a 3.28 ERA in 2010...also led all rookies in 2010 with 9.0 strikeouts per 9.0 innings pitched...pitched at three levels in the organization in 2009, including making his MLB debut on 7/27 vs. SF...was the youngest Rockie to play in the big leagues in 2009, at age 21...member of the Texas League Mid-Season and Post-season All-Star teams in 2009...selected to the Futures Game in 2009 and tossed a scoreless inning of relief...rated by *Baseball America* as the Rockies No. 4 prospect entering 2010, and as the top right-handed pitching prospect in the Colorado system...also rated by the same publication as having the best changeup in the Rockies system in 2009 and 2010...led all of the Minor Leagues in wins with 18 in 2008...named by *Baseball America* as a Minor League All-Star and a Class-A All-Star in 2008.

CAREER

- His 3.68 ERA (411.1 ip, 168 er) is the second-lowest for a Rockies pitcher with at least 50 starts in franchise history (Ubaldo Jimenez - 3.66 ERA)...his .238 opponents batting average is also the second-lowest for a starter with 50 starting assignments in club history, behind only Jimenez (.231).
- Owns the Rockies record for most strikeouts in a rookie season with 138 in 2010...also owns the lowest ERA by a Rockies starter in his rookie season by recording a 3.28 ERA in 2010...he led all rookie pitchers with at least 90.0 innings in strikeouts per 9.0 innings in 2010 with 9.0 K/9.0 innings pitched.
- Is 13-15 with 4.18 ERA (228.1 ip, 106 er) with a .244 opponents batting average in his 45 career games/38 starts at Coors Field...his .244 opponents batting average at Coors Field is the third-lowest for a pitcher with at least 10 starts at the Rockies home park all-time.
- His 3.62 ERA in what was his first full Major League season of 2011 represents the 3rd-lowest ERA in a single full season for a Rockies starter in franchise history.
- Chacin owns a 63.3-percent ground ball percentage in his career...in his only full season as a starter in 2011, Chacin owned a career-best 68.0-percent ground ball rate.
- Is 10-14 with a 3.36 ERA (193.0 ip, 72 er) in 44 career games/32 starts after the All-Star break...went 3-2 with a 2.84 ERA (44.1 ip, 14 er) in nine starts after the All-Star break (also after returning from injury) in 2012.
- At 23 years, 3 months, 8 days old, Chacin became the second youngest Rockies pitcher to toss a complete game shutout on 4/15/11 vs. CHC...only Mark Brownson, who tossed a complete game shutout on 7/21/98 at HOU in what was his Major League debut at 23 years, 1 month, 4 days old was younger.
- Despite entering 2013 at 25 years-old, Chacin's 67 starts rank tied for 14th in franchise history, while his 346 strikeouts are 14th and his 411.1 innings pitched are 17th.

2012

- Jhoulys Chacin made 14 starts in his fourth season with Colorado...the right-hander has now made 82 career appearances, 67 starts, all in Purple Pinstripes, before his 25th birthday.
- Chacin began the season allowing 20 runs over 24.2 innings in five starts before being placed on the disabled list with right shoulder inflammation...Chacin returned from the DL 8/21 vs. LAD after spending 97 games on the disabled list due to right shoulder inflammation...in his final nine starts after his return from the DL, Chacin went 3-2 with a 2.84 ERA (44.1 ip, 14 er), tossing at least 5.0 innings in six of those starts.
- Chacin's ERA: Chacin currently has a 3.68 ERA in his 82 appearances, 67 starts, over parts of four seasons with the Rockies...that mark is the second-lowest among any Rockies starter in the history of the franchise (min. 100.0 ip)...he

2012	HIGHS AND LOWS	CAREER
6, April 20 at MIL	Strikeouts	12, June 27, 2010 at LAA
11, May 1 vs. LAD	Hits	11, 2x, last: May 1, 2012 vs. LAD
7, May 1 vs. LAD	Runs	7, 3x, last: May 1, 2012 vs. LAD
7, May 1 vs. LAD	Earned Runs	7, May 1, 2012 vs. LAD
3, May 1 vs. LAD	Home Runs	3, 2x, last: May 1, 2012 vs. LAD
5, April 9 vs. SF	Walks	7, July 21, 2011 vs. ATL
None	Complete Games	2, last: August 11, 2011 at CIN
7.0, 2x, last: September 1 vs. SD	Innings (Starter)	9.0, April 15, 2011 vs. CHC
None	Innings (Reliever)	3.0, July 6, 2010 vs. STL
6.0, September 27-October 2	Scoreless Inning Streak	15.1, April 27-May 8, 2010
No consecutive wins	Win Streak	4, August 22-September 18, 2010
3, April 9-May 1	Losing Streak	4, 3x, last: September 9-26, 2011

sits behind only Ublado Jimenez's 3.66.

- Chacin has quality starts in 32 of his 67 career starts and has tossed at least 6.0 innings in 37 of his 66 career starts.
- Opponents hit .288 (80-for-278) against him in 2012, the highest mark against him in his career (.227 in 2010, .231 in 2011)...left-handers batted .293 (43-for-147) while right-handers hit .282 (37-for-131) in 2012.
- On his way back from the DL, Chacin made five starts at three different levels of the Rockies system...one start at High-A Modesto and two at both Double-A Tulsa and Triple-A Colorado Springs...between the three stops he went 1-3 with a 5.40 ERA (25.0 ip, 15 er), seven walks and 13 strikeouts.
- Chacin is one of 18 pitchers who have thrown at least 200.0 innings at Coors Field over the stadium's 19-year history...in his career he has a 4.18 ERA at Coors Field, the third-lowest among the 18 pitchers behind only Jimenez (3.67) and reliever Fuentes (3.48).
- Chacin has pitched in 38 career games, 32 starts, against NL West teams...he is 14-12 with a 3.21 ERA (196.0 ip, 70 er) and 161 strikeouts in his career vs. NL West opponents.

2011: Was the only Rockies starter to stay in the clubs rotation throughout the entire 2011 season...led Colorado with his 31 starts, 18 quality starts, 11 wins, 14 losses, 150 strikeouts and 194.0 innings pitched...additionally, his 3.62 ERA and .231 opponent batting average were both second-lowest among Rockies starters (De La Rosa - 3.51, .222)...his wins, losses, starts, complete games, innings and strikeouts were all career-highs for the third-year pitcher...additionally, his 6.96 strikeouts per 9.0 innings pitched were the 10th-best mark for a single-season in Rockies history...tossed two complete games in 2011, the first coming 4/15 vs. CHC where he earned the win in the shutout, allowing just six hits and striking out seven...his second came in a loss 8/11 at CIN when he allowed just two runs on six hits and a season-high nine strikeouts but the Rockies would give him just one run of support...despite the quality outings Chacin is 1-1 in his two career complete games, being supported with just six runs between the two outings...his 3.62 ERA in what was his first full Major League season of 2011 represents the 3rd-lowest ERA in a single full season for a Rockies starter in franchise history...had quality starts in 18 of his 31 starts this season, including holding opponents scoreless in three starts...was one of six National League starters to own a ground ball/fly ball ratio of 2.00-plus...his 2.12 GB/FB ratio, ranked sixth in the NL and ninth in the Majors...tossed a 7.0 inning shutout in his first start of the season and followed it up with his first career complete game shutout in his third start of the season, 4/15 vs. CHC...Chacin's .231 opponents batting average against (168-for-727) was the seventh-lowest opponents batting average against this season in the NL...he held hitters to a .315 on-base and .392 slugging percentage...Chacin finished the 2011 season tallying his 53rd career start and 68th career appearance...with his start 9/9 vs. CIN he became one of 20 pitchers in franchise history to have made at least 50 starts.

2010: Among National League rookies, Chacin finished second with 138 strikeouts, third with an opponent batting average of .237, tied third with nine wins and fourth with 21 starts, an ERA of 3.28 and 137.1 innings pitched...set the Rockies rookie record for most strikeouts in a rookie season with 138 and having the lowest ERA (3.28) by a Rockies starter in his rookie season...from 8/17 through the end of the season, he went 4-2 with a 1.44 ERA (50.0 ip, 8 er)...opponents hit just .217 (39-for-180) over those eight starts including just eight extra-base hits and 18 walks compared to 45 strikeouts...over his 21 starts, the Rockies averaged 4.62 runs of support...in his 10 losses as a starter the Rockies gave him just 17 runs of support while in his nine wins they supported him with 42 runs...among rookies with at least 10 starts in 2010, his 4.62 run support average ranked 15th in the Majors...became the seventh Rockies rookie pitcher to toss at least 7.0 shutout innings in a start in franchise history, doing it in back-to-back starts 5/2 and 5/8...also tallied 7.2 shutout innings 8/22 at ARI...he tossed his fourth 7.0-plus inning shutout outing 9/18 at LAD, tying a team record for 7.0-plus inning shutout outings in a rookie season...the feat has been accomplished 14 times, as Jason Jennings (four times) and John Thomson (twice) both did it multiple times as rookies...he is the first Rockies rookie to toss 7.0 shutout innings in a start since Denny Stark also did so 9/24/02 at LAD...became the third Rockies rookie to allow just one hit in his 7.0 inning shutout performance, as both Jennings (8/1/02 at PIT) and Stark (9/24/02 at LAD) surrendered just one hit while tossing 7.0 innings...his nine strikeouts in his 7.1 inning shutout 5/8 at LAD were the most strikeouts in a 7.0-plus innings shutout in Rockies history.

2009: Began the season with Double-A Tulsa in the Texas League as the club's ace...called up to Colorado for his MLB debut in late July...later made four starts for Triple-A Colorado Springs in August before returning to the big leagues for the stretch run in September...allowed just 4 runs in his first three starts for Tulsa to open the season...then allowed 9 runs, 7 earned in 4.2 innings during a start on 4/26 at Springfield...following that start, went 7-3, 2.71 (83.0 ip, 25 er) in his final 14 starts for the Drillers before being summoned to the Majors on 7/24; made MLB debut the next night on 7/25 vs. SF, tossing a scoreless inning with a walk and 2 strikeouts in the Rockies 8-2 victory...went on to make two more scoreless appearances, on 7/28 at NYM and 8/4 at PHI...allowed his first run 8/8 vs. CHC, surrendering a solo home run to Kosuke Fukudome in the 7th inning, although he would strikeout 4 batters in his 2.0 frames in the contest...made first MLB start 8/11 vs. PIT and took first loss after allowing 4 runs on one hit and 6 walks in 2.2 innings...following that start he was optioned to Colorado Springs...made his Triple-A debut 8/18 at Oklahoma City, pitching the first 5.1 frames of a combined no-hitter for the Sky Sox...made three more starts for the Sky Sox, including 4.0 scoreless frames in his final outing on 9/3 vs. Portland...returned to the Majors on 9/8 and made 3 appearances for the Rox in the final month of the season...Major Leaguers hit just .167 (6-for-36) against him and he had a 10.9 so/9.0 ip ratio in the Majors, though he walked 11 batters in 11.0 innings as well...following the Minor League season, was named to the Texas League Postseason All-Star team...was also named the Rockies fourth-best prospect by *Baseball America* following the season.

MINOR LEAGUES 2008: In his first full professional season, was named the *MLB.com* Minor League Starting Pitcher of the Year...was also named by *Baseball America* as a Minor League All-Star and a Class A All-Star...was named a South Atlantic League Mid-Season and Postseason All-Star...was also nominated for the Minor League Pitcher of the Year award by *MLB.com*...began the season at Low-A Asheville and did not allow a run in his first two starts of the season en route to going 4-1 with a 1.85 ERA (39.0 ip, 8 er) in April and being named the Rockies Organizational Pitcher of the Month for April...would go on to post a 10-1 record and a 1.86 ERA (111.1 ip, 23 er) with 98 strikeouts in 16 starts for Asheville before being transferred to High-A Modesto 6/29...with Modesto he went 8-2 with a 2.31 ERA (66.1 ip, 17 er) with 62 strikeouts over 12 starts...his 18 combined wins led all of Minor League baseball, while his 177.2 innings pitched were third in the minors...he also tied Cory Riordan for the organizational lead in strikeouts (160), which ranked as sixth-best in the minors...was named by *MLB.com* as the Rockies Organizational Pitcher of the Year...**2007:** Finished season leading Casper in wins (6), strikeouts (77), ERA among starters (3.13), innings pitched (92.0) and games started (16)...he also led the Pioneer League with his 92.0 innings pitched and finished tied for the league lead with his 77 strikeouts...was

CHACIN CONTINUED

the only Casper player to be named to the Pioneer League Postseason All-Star team...**2006:** Tossed quality outings in 7 starts...allowed one earned run or less in 10 of 12 games and struck out at least 5 hitters in 8 contests...**2005:** Spent first professional season in the Dominican Summer League...went 3-1, 4.32 (50.0 ip, 24 er) with 48 strikeouts against 16 walks in 16 games/4 starts.

PERSONAL: Signed on September 27, 2004 by Rockies scouts Rolando Fernandez and Orlando Media.

CHACIN

CHACIN'S CAREER RECORD

Year	Team	W	L	ERA	G	GS	CG	SHO	GF	SV	IP	H	R	ER	HR	HB	BB	IBB	SO	WP	BK
2005	DSL Rockies	3	1	4.32	16	4	0	0	1	0	50.0	43	32	24	5	4	16	1	48	10	0
2006	DSL Rockies	4	1	1.49	12	11	1	1	0	0	72.2	60	20	12	4	6	18	0	67	4	0
2007	Casper	6	5	3.13	16	16	0	0	0	0	92.0	85	45	32	5	2	26	0	77	6	0
2008	Asheville	10	1	1.86	16	16	2	0	0	0	111.1	82	30	23	3	12	30	0	98	8	0
	Modesto	8	2	2.31	12	12	0	0	0	0	66.1	61	20	17	3	4	12	0	62	4	0
2009	Tulsa	8	6	3.14	18	18	1	0	0	0	103.1	87	45	36	10	7	35	0	86	5	0
	Colo. Springs	1	2	3.77	4	4	0	0	0	0	14.1	11	7	6	2	0	13	0	11	0	1
	COLORADO	0	1	4.91	9	1	0	0	3	0	11.0	6	6	6	1	0	11	0	13	2	0
2010	Colo. Springs	3	2	1.51	7	7	0	0	0	0	35.2	27	10	6	1	2	17	1	34	0	1
	COLORADO	9	11	3.28	28	21	0	0	2	0	137.1	114	64	50	10	9	61	5	138	4	0
2011	COLORADO	11	14	3.62	31	31	2	1	0	0	194.0	168	87	78	20	4	87	1	150	7	0
2012	COLORADO	3	5	4.43	14	14	0	0	0	0	69.0	80	35	34	10	2	32	0	45	3	0
	Tulsa	0	1	6.00	2	2	0	0	0	0	9.0	9	6	6	1	0	2	0	7	0	0
	Colo. Springs	1	1	2.63	2	2	0	0	0	0	13.2	10	4	4	1	0	5	0	5	0	0
Major League Totals		23	31	3.68	82	67	2	1	5	0	411.1	368	192	168	41	15	191	6	346	16	0
Minor League Totals		44	23	2.70	106	93	4	1	1	0	570.2	482	224	171	35	37	174	2	496	37	2

CAREER TRANSACTIONS

- 2009: Purchased from Tulsa, 7/24...optioned to Colorado Springs, 8/12...recalled from Colorado Springs, 9/8.
- 2010: Optioned to Colorado Springs, 3/23...recalled from Colorado Springs, 4/27...optioned to Colorado Springs, 7/24...recalled from Colorado Springs, 8/17 for remainder of the season.
- 2012: On disabled list with right shoulder inflammation 5/7-8/21

CAREER BATTING

Year	Team	AVG	G	AB	R	H	TB	2B	3B	HR	RBI	SH	SF	HB	BB	IBB	SO	SB	CS	GDP	SLG	OBP
2010	COLORADO	.075	28	40	0	3	3	0	0	0	1	4	0	0	1	0	9	0	0	0	.075	.098
2011	COLORADO	.164	32	61	3	10	11	1	0	0	4	5	0	1	1	0	12	0	0	0	.180	.190
2012	COLORADO	.292	14	24	4	7	9	2	0	0	3	1	0	0	1	0	3	0	0	0	.320	.375
Totals		.160	72	125	7	20	23	3	0	0	8	10	0	1	3	0	24	0	0	0	.184	.186

CAREER FIELDING

PITCHER	PCT	G-GS	PO	A	E	TC	DP
Career Totals	.929	82-67	41	64	8	113	4



32 TYLER CHATWOOD RHP

Ht: 6-0 Wt: 185 B/T: R/R Age: 23
 Born: Dec. 16, 1989 in Fontana, CA Residence: Yucaipa, CA
 Major League Service: 1.064 Contract: Through 2013
 Obtained: Trade from Angels for C Chris Iannetta on November 30, 2011

COLORADO

HIGHLIGHTS

Was a member of the Rockies Opening Day roster in 2012, his first career Major League Opening Day roster...went 4-5 with a 4.88 ERA in his 12 starts in 2012 as a 22-year-old...allowed 2 earned runs or less in eight of his 12 starts for the Rockies in 2012...made Major League debut 4/11/11 vs. CLE as a member of the Angels, taking a 4-0 loss despite holding Indians batters hitless in his final 3.2 innings of the game...earned first Major League victory in Angels' 7-2 win, 4/16/11 at CWS...at 21 years, 121 days, became seventh youngest Angel starter to earn his first Major League victory...ranked as the Angels' second-best prospect prior to 2011 by *Baseball America*...named the Angels' 2010 Minor League Pitcher of the Year in 2010.

CAREER

- Has already thrown 206.2 Major League innings across two seasons prior to his 23rd birthday...tossed 142.0 innings as a 21-year-old with the Los Angeles Angels of Anaheim in 2011 and 64.2 innings at age 22 with Colorado in 2012.
- Was the youngest member of the Rockies Opening Day roster in 2012...notched his first Major League save on 4/11 vs. SF and earned his first win as a Rockie on 4/14 vs. ARI.
- Is 10-16 with a 4.83 ERA (188.1 ip, 101 er) in 37 career Major League starts...has gone 1-1 with a 6.38 ERA (18.1 ip, 13 er) in nine career Major League relief outings.
- Was named the Angels Minor League Pitcher of the Year in 2010 after he began the season at High-A Rancho Cucamonga and finished the campaign at Triple-A Salt Lake...Chatwood went 13-9 with a 2.84 ERA (155.1 ip, 49 er) in 27 games/26 starts across three levels in 2010.

2012

- The 22-year-old right-hander made 19 appearances/12 starts for the Rockies in 2012, his second season in the Majors.
- Chatwood finished the season 5-6 with a 5.43 ERA (64.2 ip, 39 er), 33 walks and 41 strikeouts in 12 starts/19 appearances, for the Rockies...he began the season with seven-straight relief appearances before making 12-straight starts.
- Chatwood made 12-straight starts for the Rox since his recall 8/5, posting a 4-5 record and a 4.88 ERA (51.2 ip, 28 er)...his 4.88 ERA as a starter was the second-lowest by any Rockies starter in 2012...additionally, he held opponents to a .269 batting average over his 12 starts, also second-lowest among Rox starters.
- Chatwood made seven relief appearance in his first two stints with the Rockies...in those seven outings, he went 1-1 with a save, a 7.62 ERA (13.0 ip, 11 er), five walks and eight strikeouts...in his nine career relief outings, the right-hander is 1-1 with a save, a 6.38 ERA (18.1 ip, 13 er), 6 walks, 10 strikeouts and an opponent average of .363 (29-for-80).
- Made the Rockies Opening Day roster, the first time in his career to make an Opening Day roster...made his Major League debut last season with the Angels...at 22-years-old was the youngest player on Rox Opening Day roster.
- Converted his first career save in his fourth career relief appearance on 4/11 vs. SF...in that outing went 3.0 innings, allowing one run on two hits and a home run...was the longest save by a Rockie since Jason Hammel earned a 4.0 inning save 9/11/11 vs. CIN.
- Chatwood has forced 32 opponent grounded into double plays in his first two seasons...that mark is 10 more than any other Rockie from 2011-12...Jeff Francis is second with 22 opponent GIDP despite tossing almost 90 innings more than Chatwood...Chatwood has averaged a 1.39 GIDP per 9.0 innings pitched rate in his career.
- Chatwood spent time in the Minors with both Triple-A Colorado Springs (4/17-6/29) and Double-A Tulsa (7/13-8/5) after being optioned from the Majors...over 13 starts between the two Minor League stops, Chatwood went 1-3 with a 4.70 ERA (61.1 ip, 32 er).
- The Rockies were 6-6 in Chatwood's 12 starts in 2012...the Rockies went 4-1 when Chatwood tossed at least 5.0 innings as a starter.

2012

HIGHS AND LOWS

CAREER

4, 3x, last: September 29 at LAD	Strikeouts	6, 2x, last: August 6, 2011 vs. SEA
9, August 18 vs. MIA	Hits	12, May 1, 2011 at TB
6, 2x, last: September 3 at ATL	Runs	7, May 17, 2011 at OAK
6, August 18 vs. MIA	Earned Runs	6, 3x, last: August 18, 2012 vs. MIA
1, 9x, last: September 29 at LAD	Home Runs	April 11, 2011 vs. CLE
5, September 3 at ATL	Walks	5, 5x, last: September 3, 2012 at ATL
None	Complete Games	None
6.0, August 14 vs. MIL	Innings (Starter)	8.0, May 6, 2011 vs. CLE
3.0, April 11 vs. SF	Innings (Reliever)	3.1, September 12, 2011 at OAK
7.0, August 10 at SF	Scoreless Inning Streak	11.0, June 19-25, 2011
2, August 10-14	Win Streak	4, August 22-September 18, 2010
2, 2x, last: September 3-19	Losing Streak	2, 3x, last: September 3-19, 2012

2011: Finished rookie season 6-11 with a 4.75 ERA (142.0 ip, 75 er) in 27 appearances/25 starts with Angels...began season at Triple-A Salt Lake before having contract selected, 4/10...optioned to Salt Lake, 8/18 and posted a 1-2 record with a 5.06 ERA (16.0 ip, 9 er) in four starts...recalled 9/2 and finished the season in the Majors...made Major League debut, 4/11 vs. CLE, recording a 4-0 loss despite holding Indians batters hitless in his final 3.2 innings of the game...earned first Major League victory in Angels' 7-2 win, 4/16 at CWS...at 21 years, 121 days, became seventh youngest Angel starter (eighth youngest pitcher) to earn his first Major League victory...registered a 5-4 record with a 3.64 ERA though first 15 starts...was just 1-7, 6.62 ERA (53.0 ip, 39 er) after 6/25...relief appearance 9/12 at Oakland marked first relief outing of big league career (second of professional career)...winless in nine of final 10 Major League starts (1-7) and in each of last nine home starts...in eight of 11 losses, Angels failed to score a run of support with Chatwood in the game...Halos were shutout six times in his starts...club record for most starts in which his team was shutout is eight...Angels were 9-16 in his starts...won three of final four road decisions posting a 1.29 ERA (21.0 ip, 3 er) in the three victories...went 4-2 with a 3.82 ERA (63.2 ip, 27 er) on the road compared to a 2-9 with a 5.51 ERA (78.1 ip, 48 er) at home...ranked as Angels' second-best prospect prior to 2011 by *Baseball America*.

2010: Was named the Angels' 2010 Minor League Pitcher of the Year and played at all three levels in Minor League system including Single-A Rancho Cucamonga, Double-A Arkansas and Triple-A Salt Lake...posted a combined 13-9 record with one shutout and a 2.84 ERA (155.1 ip, 49 er) in 27 games/26 starts...spent majority of season with Rancho Cucamonga where he registered an 8-3 record with a 1.77 ERA, earning a selection to the California League Midseason All-Star Team...following promotion to Double-A Arkansas, took home Texas League Pitcher of the Week honors for 7/12-19 after going 9.0 innings and allowing just three hits, no runs, one walk and striking out six.

2009: Spent first full professional season at Cedar Rapids...finished the season 8-7 with a 4.02 ERA (116.1 ip, 52 er) in 24 starts...earned selection to the Midwest League All-Star Team.

2008: Made 11 starts for Tempe after signing with the Halos...posted a 1-2 record with a 3.08 ERA (38.0 ip, 13 er).

PERSONAL: The Fontana, CA native was drafted by the Angels in the second round (74th overall) of the 2008 First-Year Player Draft...signed out of Redlands East Valley High School where he was twice named San Bernardino Player of the Year ('05 and '07)...hit .571 during his senior year at East Valley HS.

CHATWOOD'S CAREER RECORD

Year	Team	W	L	ERA	G	GS	CG	SHO	GF	SV	IP	H	R	ER	HR	HB	BB	IBB	SO	WP	BK
2008	AZL Angels	1	2	3.08	11	11	0	0	0	0	38.0	25	15	13	1	0	36	0	48	7	0
2009	Cedar Rapids	8	7	4.02	24	24	0	0	0	0	116.1	99	60	52	3	3	66	0	106	11	0
2010	Rancho Cuca.	8	3	1.77	14	13	0	0	0	0	81.1	71	18	16	6	2	36	0	70	5	0
	Arkansas	4	6	3.82	12	12	1	1	0	0	68.1	72	38	29	3	2	27	0	36	7	0
	Salt Lake	1	0	6.35	1	1	0	0	0	0	5.2	9	4	4	1	0	0	0	3	0	0
2011	Salt Lake	1	2	5.06	4	4	0	0	0	0	16.0	21	11	9	2	2	11	0	11	1	0
	LOS ANGELES	6	11	4.75	27	25	0	0	0	0	142.0	166	81	75	14	6	71	4	74	3	1
2012	Colo. Springs	0	2	5.79	9	9	0	0	0	0	37.1	52	26	24	2	2	19	0	31	1	0
	Tulsa	1	1	3.00	4	4	0	0	0	0	24.0	17	9	8	2	0	7	0	22	7	0
	COLORADO	5	6	5.43	19	12	0	0	3	1	64.2	74	43	39	9	0	33	2	41	4	0
Major League Totals		11	17	4.97	46	37	0	0	3	1	206.2	240	124	114	23	6	104	6	115	7	1
Minor League Totals		24	23	3.61	79	78	1	1	9	9	387.0	366	181	155	20	11	202	0	327	39	0

CAREER TRANSACTIONS

- 2008: Selected by the Angels in the second round (78th overall) in the First-Year Player Draft.
- 2011: Had contract purchased, 4/11...optioned to Triple-A Salt Lake, 7/8...recalled from Triple-A, 7/19...optioned to Triple-A, 8/18...recalled from Triple-A, 9/2 for rest of season...traded to Colorado for catcher Chris Iannetta, 11/30.
- 2012: Optioned to Triple-A Colorado Springs, 4/17...recalled from Triple-A 6/29...optioned to Double-A Tulsa, 7/13...recalled from Double-A, 8/5.

CAREER FIELDING

PITCHER	PCT	G-GS	PO	A	E	TC	DP
Career Totals	.980	46-37	16	33	1	50	4



21 TYLER COLVIN

OF

Ht: 6-3

Wt: 210

B/T: L/L

Age: 27/28

Born: Sept. 5, 1985 in Augusta, GA

Residence: North Augusta, SC

Major League Service: 2.139

Contract: Through 2013

Obtained: Trade from Chicago for INF Ian Stewart on December 8, 2011

COLORADO

HIGHLIGHTS

Spent entire 2012 season in Majors with Colorado, seeing time at all three outfield positions and first base...**set career-highs in doubles (27), triples (10), extra-base hits (55) and RBI (72) in 136 games for Colorado in 2012**...acquired by Colorado from Chicago on December 8, 2011 along with INF D.J. LeMahieu in exchange for Ian Stewart and Casey Weathers...**his 20 home runs in 2010 were the fourth-most by a Cubs rookie, surpassed by only Billy Williams (25 in 1961), Walt Moryn (23 in 1956) and Geovany Soto (23 in 2008)**...20 home runs were second-most for NL rookies in 2010, while his 43 extra-base hits were tied for the sixth-most among Senior Circuit rookies...**Cubs first round selection, 13th overall, in 2006 First-Year Player Draft out of Clemson University**...named the Cubs' third-best prospect prior to both the 2007 and 2008 seasons by *Baseball America*...made MLB debut on 9/21/09 at MIL as Cubs' center fielder and notched first career hit (off Braden Loeper), RBI and run in that game.

CAREER

- Returns to Colorado for his second campaign with the club after spending each of his first six professional seasons with the Chicago Cubs...Colvin was a first round draft selection of the Cubs in 2006.
- Versatile player that has seen playing time at first base (35 games), left field (75), center field (70) and right field (162) in his Major League career...made starts at positions 1-7 in the Rockies batting order in 2012.
- Finished second on the Rockies in RBI (72) while setting career-highs in RBI, games (136), runs (62), hits (122), doubles (27), triples (10), batting average (.290), on-base percentage (.327), slugging percentage (.531) and OPS (.858) in 2012.
- In his rookie season of 2010 became the 4th Cubs player with 20 home runs as a rookie, joining Billy Williams (25 in 1961), Walt Moryn (23 in 1956) and Geovany Soto (23 in 2008).
- Has 115 career extra-base hits (53 doubles, 18 triples, 44 home runs) in 1001 career Major League at-bats (one every 8.7 AB).
- Underwent "Tommy John" surgery on his left elbow in November of 2008.
- Named to the 2007 Florida State League All-Star team and started the game in center field.
- A member of the gold-medal winning Team USA in the 2007 Baseball World Cup...batted .263 with 5 RBI in 6 contests.

2012

- Spent the entire 2012 season in the Majors with Colorado as a versatile player that saw time at all three outfield positions and first base, as well as appearing all over the lineup...he made 12 starts at leadoff, 14 starts at 2nd, two starts at 3rd, four starts at 4th, 29 starts at 5th, 24 starts at 6th and 12 starts at 7th in the Rox lineup.
- Set career-highs in AB (420), runs (62), doubles (27), triples (10), extra-base hits (55), RBI (72), average (.290), OBP (.327) and SLG (.531).
- Colvin ranked in the top-5 on the team in the following categories (Min. 300 PA's): runs (4th), hits (4th), doubles (4th), triples (2nd), home runs (18, 3rd), XBH (2nd), RBI (2nd), batting average (5th) and SLG (1st).
- He ranked tied for 5th in the NL in triples, one of two Rockies with double-digit triples (Fowler 11 triples)...his .531 slugging percentage was the 7th-highest in the NL among players with at least 400 at bats.
- Set career-highs in hits and RBI on 6/28 vs. WAS by going 4-for-6 with a triple, a home run with 5 RBI...had two multi-HR games, 6/9 vs. LAA and 7/6 at WAS...on 7/6 hit both HR off Strasburg.
- Had a career-long 10-game hit-streak 9/22-10/2, during which he batted .375 (15-for-40) with 5 doubles and 7 RBI.
- Hit .336 (39-for-116) with 58 RBI with runners in scoring position in 2012.
- Had two lead off home runs (6/12 vs. OAK, 8/27 vs. LAD), and two pinch-hit home runs (5/1 vs. LAD, 9/11 vs. SF).

2012

HIGHS AND LOWS

CAREER

4, June 28 vs. WAS.....	Hits	4, June 28, 2012 vs. WAS
2, 2x, last: July 6 at WAS	Home Runs	2, 3x, last: July 6, 2012 at WAS
5, June 28 vs. WAS	RBI	5, June 28, 2012 vs. WAS
10, September 22 - October 2	Hit Streak	10, September 22 - October 2, 2012
2, 9x, last: September 1 vs. SD	Runs	2, 22x, last: September 1, 2012 vs. SD
2, 3x, last: October 2 at ARI	Doubles	2, 3x, last: October 2, 2012 at ARI
2, August 1 vs. STL	Triples	2, August 1, 2012 vs. STL
9, 3x, last: July 6 at WAS	Total Bases	9, 3x, last: July 6, 2012 at WAS
2, 2x, last: September 4 at ATL	Walks	2, 5x, last: September 4, 2012 at ATL
3, 2x, last: October 3 at ARI	Strikeouts	3, 10x, last: October 3, 2012 at ARI
2, August 21 at NYM	Stolen Bases	2, August 21, 2012 at NYM

2011: Tyler had three stints with the Cubs after breaking camp with the Major League club...he batted .150 (31-for-206) with eight doubles, three triples, six home runs and 20 RBI in 80 games for Chicago...began the year with Chicago before he was optioned to Triple-A Iowa on 5/17... also saw time with the Cubs, 5/31-6/14 and 7/28 through the end of the season...saw action primarily in right field, playing 44 games there (35 starts)...played 10 games in left field (four starts), eight games in center field (eight starts) and four games at first base (two starts)...had a season-high three hits, 8/2 at PIT, going 3-for-5 with a double, home run and RBI...started 4/5-6 at first base when Carlos Peña had an injury...his start on 4/5 was his first career appearance at first base...4/18 vs. SD hit a walk-off, 10th-inning pinch-double to give Chicago the 1-0 victory...recalled to Chicago, 5/31, after 12 games with Iowa...on 8/3 at PIT went 3-for-5 with his 3rd HR of the season, a 451-foot blast that one-hopped its way into the Allegheny River...was just the 29th ball to ever reach the Allegheny.

2010: His 20 homers are fourth-most by a Cubs rookie, surpassed only by Billy Williams (25 in 1961), Walt Moryn (23 in 1956) and Geovany Soto (23 in 2008)...the 20 blasts ranked second among NL rookies, behind only Florida's Mike Stanton (22 home runs)...his 43 extra-base hits were tied for sixth-most among Senior Circuit rookies...missed the final two weeks of the season after a broken bat struck him while going down the third base line in the second inning, September 19 in Florida...was hospitalized for pneumothorax (collapsed lung) at Jackson Memorial Hospital in Miami...placed on the 15-day disabled list, 9/20...appeared in 135 games, including 54 as a pinch-hitter, pinch-runner or defensive replacement...appeared at all three outfield positions: had 55 games in left field (23 starts), 18 in center field (14) and 59 in right field (44)...the team was 40-41 in his 81 starts...recorded 20 multi-hit affairs, including four career-high three-hit contests...hit his first career home run off Atlanta's Tommy Hanson on 4/8 at Turner Field...hit his first career pinch-homer on 5/28 vs. STL, a fifth-inning solo shot off Chris Carpenter...batted a monthly-best .333 (9-for-27) with two homers and six RBI in 23 games in May (four starts)...collected a career-high four RBI, 6/27 at CWS...recorded his first-career multi-homer game 7/4 vs. CIN going 2-for-4 with a pair of homers and three RBI...hit his 20th homer of the season 9/15 at St. Louis, a game-winning three-run shot in the seventh off Chris Carpenter.

2009: Appeared in six Major League games in his first big league experience, batting .176 (3-for-17) with two walks, a run and two RBI...selected from Double-A Tennessee 9/21 and made his Major League debut that night vs. MIL, starting in center field...recorded his first career hit, run and RBI...hit a sac fly in his first big league plate appearance in the first...singled to right in the third for his first MLB hit (off Braden Looper)...following "Tommy John" surgery on his left elbow in November of 2008, began the campaign with Single-A Daytona and combined to hit .286 (120-for-419) with 18 doubles, nine triples, 15 homers and 60 RBI in 116 games with Daytona and Tennessee...hit .250 (28-for-112) with 18 runs, five doubles, two triples, a homer and 10 RBI in 32 games with the Daytona Cubs before he was called-up by the Smokies on 5/31...in 84 games at Tennessee, hit .300 (92-for-307) with 51 runs, 13 doubles, 7 triples, 14 homers and 50 RBI...was named Southern League Hitter of the Week for the period of 8/24-30 and Topps' Player of the Month for August, as selected by league managers...he led the league with a .379 (39-for-103) batting average and 22 RBI for the month.

MINOR LEAGUES 2008: Hit .291 (52-for-179) following the Double-A All-Star break after hitting .238 (86-for-361) in the first half...had a season-high seven-game hitting streak, 8/13-20...batted .412 (14-for-34) with two homers, seven RBI and six multi-hit efforts in that span...underwent "Tommy John" surgery on his left elbow in November...**2007:** Began the season at Daytona, where he led the team with 24 doubles and finished second with 50 RBI and a .514 slugging percentage despite leaving the team due to promotion in mid-June...had a .369 average (24-for-65) with runners in scoring position and 41 RBI for the Daytona squad...had 20 multi-hit outings at Daytona, including eight games with three or more hits...named to the Florida State League All-Star team...started the game in center field...promoted to Double-A Tennessee 6/20...batted .200 (4-for-20) with two RBI in five divisional playoff games for Tennessee...**2006:** He hit safely in 17 of 18 games, 7/12-29, going 32-for-76 (.421) during that stretch...named the Northwest League Player of the Year by *Baseball America*.

PERSONAL: In three seasons with Clemson University, he amassed a .315 batting average (210-for-667) with 54 doubles, seven triples, 20 home runs and 142 RBI in 186 games...led the team with a .356 batting average, 100 hits, 22 doubles and 171 total bases in his final year as a junior...ranked second on the team with 13 home runs and 70 RBI...graduated from North Augusta (S.C.) High School in 2004.

PINCH-HIT HOME RUNS (3)

DATE	OPP.	INNING	PITCHER
5/28/10	vs. STL	5	Carpenter
5/1/12	vs. LAD	7	Lindblom
9/11/12	vs. SF	9	Romo

LEAD OFF HOME RUNS (2)

DATE	OPP.	PITCHER
6/12/12	vs. OAK	Bartolo Colon
8/27/12	vs. LAD	Josh Beckett

MULTI-HOME RUN GAMES (3)

NO.	DATE	OPP.	PITCHER(S)
2	7/4/10	vs. CIN	Mike Leake (2)
2	6/9/12	vs. LAA	Haren, Takahashi
2	7/6/12	at WAS	Stephen Strasburg (2)

FIVE-RBI GAMES (1)

June 28, 2012 vs. WAS

COLVIN'S CAREER RECORD

Year	Team	AVG	G	AB	R	H	2B	3B	HR	RBI	SAC	SF	HBP	BB	IBB	SO	SB	CS	GIDP	OBP	SLG
2006	Boise	.268	64	265	50	71	12	6	11	53	0	4	2	17	1	55	12	5	3	.313	.483
2007	Daytona	.306	63	245	38	75	24	3	7	50	0	4	3	10	2	47	10	4	3	.336	.514
	Tennessee	.291	62	247	34	72	11	2	9	31	1	1	3	5	0	54	7	1	5	.313	.462
2008	Tennessee	.256	137	540	68	138	27	11	14	80	5	9	4	44	0	101	7	4	7	.312	.424
2009	Daytona	.250	32	112	18	28	5	2	1	10	0	3	1	13	0	27	3	1	8	.326	.357
	Tennessee	.300	84	307	51	92	13	7	14	50	4	2	1	16	2	57	5	1	3	.334	.524
	CHICAGO-NL	.176	6	17	1	3	0	0	0	2	0	1	0	2	0	5	0	0	0	.250	.176
2010	CHICAGO-NL	.254	135	358	60	91	18	5	20	56	1	2	3	30	2	100	6	1	6	.316	.500
2011	CHICAGO-NL	.150	80	206	17	31	8	3	6	20	1	1	0	14	3	58	0	0	2	.204	.306
	Iowa	.256	50	203	32	52	12	6	7	32	1	3	0	5	0	55	1	1	6	.270	.478
2012	COLORADO	.290	136	420	62	122	27	10	18	72	2	1	2	21	0	117	7	3	6	.327	.531
Major League Totals		.247	357	1001	140	247	53	18	44	150	4	5	14	67	5	280	13	4	14	.296	.468
Minor League Totals		.275	492	1919	291	528	104	37	63	306	11	26	14	110	5	396	45	17	35	.315	.466


CAREER TRANSACTIONS

- 2006: Selected by the Cubs in the first round (13th overall) in the First-Year Player Draft.
- 2010: On disabled list, 9/20-10/6 with upper left pneumothorax (collapsed lung).
- 2011: Optioned to Triple-A Iowa, 5/16...recalled from Triple-A, 5/31...optioned to Triple-A, 6/14...recalled from Triple-A, 7/28 for remainder of the season...traded to Colorado along with INF DJ LeMahieu for INF Ian Stewart and RHP Casey Weathers, 12/8.

CAREER FIELDING

1B	CLUB	PCT	G-GS	PO	A	E	TC	DP
2011	CHICAGO-NL	1.000	4-2	21	2	0	23	1
2012	COLORADO	.989	31-18	167	7	2	176	11
Career Totals		.990	35-20	188	9	2	199	12

OF	CLUB	PCT	G-GS	PO	A	E	TC	DP
2009	CHICAGO-NL	1.000	6-5	16	0	0	16	0
2010	CHICAGO-NL	.967	111-81	174	4	6	184	0
2011	CHICAGO-NL	.991	58-47	105	2	1	108	1
2012	COLORADO	.984	94-81	179	8	3	190	1
Career Totals		.980	269-214	474	14	10	498	2



60 MANUEL CORPAS

RHP

Ht: 6-3

Wt: 210

B/T: R/R

Age: 31

Born: Dec. 3, 1982 in Panama City, Panama

Major League Service: 5.024

Contract: Signed through 2013

Obtained: Signed as a minor league free agent on January 9, 2013

COLORADO

CORPAS

HIGHLIGHTS

Returns to the Rockies organization where he spent his first 11 professional seasons, including five seasons from 2006-2010...missed the entire 2011 campaign after undergoing Tommy John ligament replacement surgery 9/8/10**Recorded career-high 79.2 innings pitched in 2008...****posted the lowest relief ERA (2.08) in Rox franchise history while converting 19-of-22 save opportunities during the 2007 season...**retired 21 consecutive batters faced from Sept. 2-18, 2007 (fell one batter shy of the club record in that category)...**made MLB debut on July 18, 2006 at Pittsburgh...**appeared in one game for Panama in the inaugural World Baseball Classic in 2006.

CAREER

- Amassed a 12-16 record with 34 saves, 51 holds and a 3.93 ERA (125 ER/286.0 IP) in five major league seasons with Colorado (2006-10).
- Ranks 9th in both appearances (224) and saves (24) on the Rockies all-time list after just four years at the big league level with Colorado.
- Led Rox in appearances in consecutive seasons (2007-08), the first Colorado player to do so since Mike Myers (2000-01)...led all Rox pitchers in games (33) when he went on the DL in 2009.
- Recorded a total of 108 strikeouts in 157.2 innings pitched from 2007-08...Corpas averages 2.74 strikeouts per walk in his four-year career.
- All 328 of his Major League appearances have been as a reliever.
- Limited opposing hitters to a .224 batting avg. in 2007 (allowed just 14 extra base hits that season).
- Has 57 career holds, including career-high 19 holds in 2008 (16 holds in 2007).
- Has a better second half ERA (3.97) than first half ERA (4.18) in his six-year MLB career.
- Appeared in 9 games during 2007 playoffs...his 5 saves were the most in a postseason since 2002.
- After never having pitched above A-ball prior to 2006, he compiled a 0.99 ERA in 42 minor league games with Tulsa (Double-A) and Colo. Springs (Triple-A) before making his MLB debut.

2012

- Manuel signed a Minor League deal with Chicago in December of 2011 and continued his return from Tommy John surgery, which he underwent on September 8, 2010...he began the year with Triple-A Iowa, and was selected by the Cubs, June 6...he went 0-2 with a 5.01 ERA (26 ER/46.2 IP) in 48 relief appearances for Chicago.Retired the first batter faced in 30 of 48 relief appearances.
- Stranded 14 of 23 inherited runners...picked up six holds.
- Had a 4.68 ERA (13 ER/25.0 IP) in 24 home games compared to a 5.40 ERA (13 ER/21.2 IP) in 24 road games.
- Produced a 3.62 ERA (11 ER/27.1 IP) in 24 night games, over three runs lower than his 6.98 ERA (15 ER/19.1 IP) in 24 day games.
- Held the opposition to a .212 batting average (11-for-52) in 15 games prior to the All-Star break ... batters posted a .298 average (39-for-131) against him in the second half.
- Had a 1.54 ERA (2 ER/11.2 IP) in his first 12 outings for Chicago from June 6-July 3 ... held opponents to a .200 batting average (8-for-40), allowing just three extra-base hits.
- Recorded a 6.02 ERA (24 ER/35.0 IP) in his final 36 big league outings from July 5 through the end of the season.
- Made his Cubs debut, June 6 in Milwaukee, tossing a scoreless inning of relief ... was his first big league outing since August 25, 2010, vs. Atlanta with Colorado.
- Entered games with the bases loaded and stranded all three inherited runners, both on July 29 vs. St. Louis and July 30 vs. Pittsburgh, an outing in which he threw a season-high 2.2 scoreless innings.
- Began the year with Iowa, going 0-2 with a 4.01 ERA (15 ER/33.2 IP) in 19 relief appearances ... walked nine and struck out 19.
- Recorded a 1.93 ERA (5 ER/23.1 IP) in his final 12 Triple-A outings after starting the season with an 8.71 ERA (10 ER/10.1 IP) in his first seven games.

2012

HIGHS AND LOWS

CAREER

2, 4x, last: August 25 vs. COL	Strikeouts	4, 2x, last: July 28, 2010 vs. PIT
6, September 20 vs. CIN	Hits	6, 2x, last: September 20, 2012 vs. CIN
5, September 20 vs. CIN	Runs	5, 3x, last: September 20, 2012 vs. CIN
5, September 20 vs. CIN	Earned Runs	5, 3x, last: September 20, 2012 vs. CIN
1, 7x, last: September 14 vs. PIT	Home Runs	1, 33x, last: September 14, 2012 vs. PIT
2, September 1 vs. SFG	Walks	3, April 27, 2008 at LAD
2.2, July 30 vs. PIT	Innings (Reliever)	3.0, 2x, last: April 26, 2010 vs. ARI

- Held right-handed batters to a .161 average (10-for-62) while with Iowa.

2011: Missed the entire 2011 campaign after undergoing Tommy John ligament replacement surgery 9/8/10...he signed a minor league deal with the Rangers 5/3/11, but did not see any action with the club before declaring free agency 11/2/11.

2010: Manuel made the Rockies Opening Day roster for the fourth time in his career and appeared in 56 games, going 3-5 with 10 saves and a 4.62 ERA (32 ER/62.1 IP)...was limited to 56 games after being shelved, August 26, for the remainder of the season with a right elbow strain...was moved to the 60-day disabled list, September 18, due to right elbow surgery...threw a scoreless inning of work, April 6 at Milwaukee, marking his first big league action since July 20, 2010 vs. Arizona due to surgery to remove bone spurs in his right elbow...tossed 2.0 or more frames 10 times, including a career-high 3.0 innings twice, April 24 vs. Florida and April 26 vs. Arizona...owned a 2.81 ERA (10 ER/32.0 IP) in 29 road contests compared to a 6.53 ERA (22 ER/30.1 IP) at home (27 games)...boasted a monthly-best 1.06 ERA (2 ER/17.0 IP) with 12 strikeouts, seven walks and a .140 average against in 10 April games...converted 10-of-12 save opportunities, May 15-June 25...rode a 9.2-scoreless innings streak and converted all five save opportunities, May 12-June 1.

2009: At age 26, was on his third straight Opening Day roster, and pitched for the big league club for the 4th consecutive season...competed for the Rockies closer role in Spring Training with Huston Street, though he began the season as the Rox primary set up man after Street won the closer job...started his season by tossing 3 consecutive scoreless appearances, including his first hold of the season 4/7 at ARI, in the Rox first win of 2009...took his first blown save 4/12 vs. PHI when he allowed 3 runs in the 8th inning, including a 2-run home run to Chase Utley...was named the Rockies closer for a portion of April, and converted his only save opportunity 4/21 at ARI by tossing a scoreless 9th inning...took the loss in his next appearance 4/24 vs. LAD by allowing the winning run in the 9th inning of the Rox 6-5 loss...was removed from the closer role shortly after...would suffer losses in 2 of his next 4 appearances, including a walkoff hit to Rich Aurilia in the 10th inning 5/3 at SF...following the walkoff loss on 5/3 at SF he tossed a season-best 5 consecutive scoreless appearances from 5/6-16...then allowed a season-high 5 runs, all earned, on 6 hits and a walk in 0.2 of an inning 5/17 at PIT; the 5 runs he allowed are his career high for a single outing...earned his 2nd hold of the season by tossing a scoreless 8th inning 5/24 at DET in the Rockies 3-1 win...would go on to earn holds in five of his next nine outings from 6/2-18...earned 4 holds during a period in which the Rockies won 17 of the 18 games they played from 6/4-22...following his hold on 6/18 vs. TB, Corpas was forced to go on the 15-day DL with bone spurs in his right elbow...returned to the club on 7/16 following the All-Star Break, but made just 2 apps before being shut down for the remainder of the season...had surgery to remove the bone spurs in August...at the time of his first DL stint, Corpas led the Rockies in appearances with 33, and he also led the club with 7 holds before going on the DL...owned a 1.87 walks/9.0 innings pitched (7 bb/33.2 ip), which was the 3rd-lowest on the club for pitchers with at least 20.0 innings for the Rox in '09...allowed 11.76 hits/9.0 innings, which was the highest on the club among Rox pitchers with 20.0 innings or more...opponents hit .326 (44-for-135) against him this season, with lefties hitting .400 (24-for-60) and righties .267 (20-for-75)...owned a 7.16 ERA (16.1 ip, 13 er) in 17 appearances at Coors Field, while posting a 4.67 ERA (17.1 ip, 9 er) on the road...though he spent nearly the entire second half of the season on the DL, Corpas still appeared in 35 games for the 4th time in his four Major League seasons.

2008: Began the season as the Rockies closer but finished the year in a setup role...went 3-4 with 4 saves and a 4.52 ERA (79.2 ip, 40 er) in 76 games...led Rox pitching staff in appearances for the second straight season (78 in 2007) and ranked T-9th in the NL in that category...his 79.2 innings ranked 8th among NL relievers...struck out 50 and walked 23 in 2008; marked his second consecutive year with at least 50 strikeouts (58 in '07)...induced 10 double plays, T-9th highest total among NL relievers...inherited 21 runners and allowed 10 to score (47.6%); 3rd-highest pct. allowed by Rockies relievers (min. 20 games)...earned all 3 wins at Coors Field...allowed 93 hits, exactly 30 more hits allowed than the previous season when he surrendered 63 hits in 1.2 fewer innings pitched (78.0)...had a 3.51 ERA (33.1 ip, 13 er) in the second half vs. 5.24 (46.1 ip, 27 er) in the first half...did not allow any runs in 5 Interleague games (4.2 ip)...went 4-for-13 (30.8%) in save opportunities, the lowest save pct. among all MLB pitchers with at least 10 opportunities...lost closer job on 4/24 when he was 0-1, 7.50 ERA (4-for-8 in saves chances)...finished season 0-for-7 in his last 7 save chances (4/22-9/28), 1-for-9 in last 9, and 2-for-12 in last 12...overall posted an 11.68 ERA (12.1 ip, 16 er) in his 13 save opportunities...earned his only 4 saves of the year in the team's first 17 games (4/1-19)...did not allow a run in any of his 4 appearances when converting a save, facing the minimum 12 batters combined in those games...went 3-1 with a 3.21 ERA (67.1 ip, 24 er) in 63 games w/ no save chance...after losing closer job on 4/24, he posted a 3.99 ERA (67.2 ip, 30 er) with 5 blown saves in 65 games (none of those save chances were to finish a game)...allowed 7 home runs, but allowed just 2 homers from 6/1 through the end of the season (final 50.1 ip)...was unscored upon in 34 of his final 44 games from 6/19-end of season; posted a 3.05 ERA (44.1 ip/15 er) with 6 BB's and 31 K's in that span, lowering his ERA from 6.37 to 4.52...issued just 6 walks in his final 47 appearances, a span of 49.1 ip (walked 17 in first 29 games, 30.1 ip)...did not issue more than one walk in any of his final 58 games (5/13-end of season)...Rockies went 28-11 (.718) in the last 39 games he appeared in...earned first save of the season, retiring all three batters faced on Opening Day 4/1 at STL...charged with first blown save in his second opportunity after taking 1-0 lead into 9th inning and then allowing 2-run homer to ARI's Mark Reynolds...recorded the save in his next 2 games, in back-to-back outings 4/7-8...allowed game-tying RBI single to Josh Bard in 14th inning, which tied game at 1-1 until Rox won 2-1 in 22 innings 4/17 at SD...charged with relief loss 4/27 at LAD, allowing game-winning RBI single to James Loney in the 10th inning...allowed runs in 10 of 17 outings from 4/4-5/11...recorded 12.2-inning scoreless streak (12 games) at home from 6/19-8/8...tossed scoreless outing 7/6 vs. MIL for first win of '08...earned 2nd win with scoreless 8th inning 8/5 vs. WAS...picked up 3rd win with scoreless 10th inning 9/14 vs. LAD...took 4th loss in final decision of '08, giving up 3 runs in 0.2 ip 9/27 at Arizona.

2007: In his first full MLB season, Corpas emerged as the club's closer just before the All-Star break and posted the lowest relief ERA in Rockies history...went 4-2 with a 2.08 ERA in 78 relief appearances for Colorado...was 19-for-22 in save opportunities, 19-for-20 after taking over the closer's role in early July...his 2.08 ERA was the lowest relief figure in team history, besting a 2.14 figure by Steve Reed in 1995 (minimum 50.0 ip)...the ERA ranked sixth among NL relievers...first batters hit .221 (15-68) with 8 walks...permitted just 14 extra base hits all season...allowed 7 of 18 (38.9%) inherited runners to score and recorded 16 holds...had an ERA under 1.00 in 3 of 6 months for the season...had a 1.35 ERA (20.0 ip, 3 er) over his first 20 outings through May 16...from May 18-June 23, compiled a 4.67 ERA to raise season figure from 1.35 to 2.89...over final 40 appearances from June 27-end of season, had a 1.33 (40.2 ip, 6 er) ERA to finish at 2.08...allowed multiple runs just 3 times: May 18 vs. KC (4 runs), June 5 vs. Houston, and June 23 at Toronto (2 runs each)...in fact, over that season-ending span beginning June 27, only earned runs allowed came on 3 solo homers: July 18 at Pittsburgh (Adam LaRoche), Aug. 10 vs. Chicago-NL (Matt Murton), and Sept. 21 at San Diego (Adrian

Gonzalez)...all 3 solo home runs led off the 9th inning...after Brian Fuentes went down with an injury, Corpas received his first opportunity to close a game on July 7 vs. Philadelphia...beginning with that game, he converted each of his first 16 save opportunities until an Adrian Gonzalez homer on Sept. 21 at San Diego tied that contest and gave Corpas a blown save; Rox went on to win that game 2-1 in 14 innings...retired 21 consecutive batters faced from Sept. 2-18 before a Jeff Kent leadoff single on Sept. 19 vs. Los Angeles...fell one shy of matching club record in that category...recorded first career save of more than 1.0 inning on Sept. 9 vs. San Diego to close out series win...allowed runs in 3 of his last 7 regular season outings to raise ERA from 1.80 to 2.08.

2006: In his first campaign above A-ball, Corpas compiled sterling minor league numbers over the first three-and-a-half months of the season and spent the rest of the year with Colorado...Manager Clint Hurdle used Corpas often after his arrival, as he wound up ranking 6th on the club in appearances...went 1-2, 3.62 (32.1 ip, 13 er) in 35 relief outings for the Rockies in his MLB debut...ranked 5th among Rox relievers with 27 strikeouts despite not making his debut until mid-July...split the rest of the year with Tulsa and Colorado Springs...allowed just 5 of 29 inherited runners (17.2%) to score, a mark bettered only by Brian Fuentes (6.3%) among Rockies relievers...allowed just one of his first 19 inherited runners to score...had 7 holds and was 0-for-2 in save chances...in 11 outings with zero days of rest, went 1-2 with 2 blown saves and a 12.00 ERA (6.0 ip, 8 er)...in his other 24 appearances, had no record with a 1.71 ERA (26.1 ip, 5 er)...entered games with a lead 15 times, including 9 of final 12 appearances...entered in 7th inning or later in each of his final 14 outings...was recalled from Triple-A Colorado Springs on July 17...made MLB debut July 18 at Pittsburgh, tossing 8th inning of a 13-4 Rockies victory; allowed solo homer to Craig Wilson, 2nd batter faced, but struck out Jose Castillo and Jeromy Burnitz to end his first big league outing...would allow just that one run over his first 10 games and 10.2 innings in the Majors, compiling an 0.84 ERA to begin his career...allowed 6 runs in final 7 games (4.0 ip) to finish at 3.62...posted first MLB win on Sept. 7 vs. Washington, retiring only batter faced...went a combined 2-1 with an 0.99 ERA (45.1 ip, 5 er) over 42 minor league games in 2006...allowed an earned run in just one of his final 36 appearances in the minor leagues...began the year with Tulsa, going 2-1 with 19 saves and an 0.98 ERA (36.2 ip, 4 er) over 34 relief appearances in his Double-A debut...his 19 saves was most among Drillers for the entire season...did not allow a run in his final 28 games in the Texas League...recorded 35 strikeouts against just 4 walks...was promoted to Triple-A Colorado Springs on June 28...had a 1.04 ERA (8.2 ip, 1 er) in his first Triple-A action as PCL batters hit .167 (5-for-30)...allowed a home run in his Sky Sox debut on June 28 vs. Salt Lake, long ball by Angels prospect Ryan Budde, which was his only long ball allowed in the minor leagues all year...made one appearance for Panama in the inaugural World Baseball Classic.

MINOR LEAGUES 2005: Spent entire season with Modesto of the California League, going 3-2 with 2 saves and a 3.78 ERA (69.0 ip, 29 er) in 47 relief appearances...ranked among Nuts staff leaders in appearances (3rd) and games finished (T2nd, 19) in his first campaign at the High-A level...permitted just 2 home runs all season while posting 52 strikeouts against 14 walks...all but 11.0 innings of work for the year came in the 7th inning or later...both saves came in his final 2 appearances of the year, Sept. 2 and 4 at Visalia...issued just 3 walks in his first 25 outings (37.0 innings)...allowed more than 2 runs on just a pair of occasions...beginning in mid-July, Corpas had a 2.31 ERA (23.1 ip, 6 er) over his final 15 outings...tossed 6.1 shutout innings over final 3 regular season apps...allowed one run over 2 apps and 2.2 innings for Modesto in Cal League playoffs...registered lone postseason save in the Nuts' 4-2 win over Stockton in the opener of clubs' 3-game series on Sept. 7 in Modesto, tossing scoreless 9th inning...participated in Rockies instructional league after the season...was added to the 40-man roster on November 18 as protection from Rule 5 Draft...went 2-2, 2.42 (26.0 ip, 7 er) in 22 relief appearances for Caracas in the Venezuelan Winter League...2004: Led Asheville with 43 relief appearances, going 2-2, 3.05...averaged 10.6 strikeouts per 9 innings (52 K/44.1 ip) and 4 strikeouts for every walk (52 K/13 BB)...allowed just 2 runs over a span of 22 games and 22.2 innings from May 11-July 9 (0.79 ERA), lowering season figure from 4.66 to 1.95 in that stretch...gave up one run in 10 appearances during the month of July (0.90 ERA in 10.0 innings)...did not pitch between appearances on July 11 and Aug. 7, missing nearly a month with inflammation in his right elbow...of his 3 home runs allowed, 2 came after he returned from that stint on the disabled list...issued last walk on June 17 vs. Augusta, as he did not allow a free pass over his final 19 games (19.1 ip)...2003: Only season of his career to be used solely as a starter...led all short-season Rockies in innings, 3rd-most in the Northwest League...the 5 wins led Tri-City staff...earned first win on July 2 at Yakima (8.0 ip, 3 h, 1 r-er, 1 bb, 9 so), the longest outing and most strikeouts of any outing in his career...named league pitcher of the week, July 21-27, following win on July 22 vs. Yakima in which he allowed just one hit, no walks and an unearned run in 7.0 innings...allowed just 2 home runs over his final 9 starts and 49.1 innings...2002: In his first season in the States, went 2-4 with a 5.73 ERA over 29 appearances for Casper of the Pioneer League...tied for staff lead in appearances, registering 42 strikeouts in just 33.0 innings...finished game in 20 of his 29 appearances, recording 2 saves...2001: At age 18, spent season with Rockies' Dominican Summer League entry, going 2-1, 2.24 (56.1 ip, 14 er) in 15 games/5 starts...2000: Made one appearance for Rockies' club in Venezuela.

POSTSEASON: In his first postseason experience in 2007, went 1-0 with an 0.87 ERA (10.1 ip, 1 er) in 9 relief appearances for the NL Champion Rockies...converted 5 of 6 save opportunities...recorded 7 strikeouts against no walks and held postseason batters at a .167 (6-for-36) average against...his 5 saves were the most in a postseason since SF's Rob Nen and LAA's Troy Percival converted 7 saves in 2002...only blown save came in Game 2 of the League Championship Series on Oct. 12 at Arizona...allowed game-tying run to score in the 9th inning, but Rockies eventually won contest 3-2 in 11 innings...that run was his only one allowed in 9 contests...converted saves in all 3 games of the Division Series vs. Philadelphia...appeared in 2 of 4 World Series games vs. Boston and held the Red Sox to just one hit over 1.2 innings pitched.

PERSONAL: Manuel Corpas...signed by the Rockies at the age of 16 in 1999...debut 5/3 vs. LAD; gave up season-high 9 runs in 4.0 innings...earned his first win in a Rockies uniform in his next start 5/8 vs. STL (5.2 ip, 2 er)...made 3 more starts before being transferred to the bullpen...made 3 relief appearances from 5/31-6/7, posting a 3.86 ERA in the 3 games...returned to the rotation 6/14 at CWS...set career highs in strikeouts in two straight starts 6/14 at CWS (8 K's) and 6/19 vs. CLE (10 K's); was one of two Rockies pitchers to fan 10 or more batters in a single game in 2008, along with Ubaldo Jimenez, who did so twice...earned wins in back-to-back starts immediately following the All-Star break, 7/19 vs. PIT and 7/26 at CIN...made his shortest start of the season 7/31 at FLA (1.2 ip) and took the loss by allowing 7 runs, all earned...was again transferred to the bullpen after that start...made 2 relief appearances...was inserted back into the rotation 8/15 at WAS...began September by tossing 7.0 scoreless innings 9/1 vs. SF to earn his second consecutive victory...won each of his final two starts of the campaign to get to 10 wins...struckout 5 or more batters in 13 of his 23 starts for the season.

CAREER TRANSACTIONS

- 1999: Signed as a non-drafted free agent, 8/26.
- 2009: On the disabled list bone spurs in right elbow, 6/20-7/16...included rehabilitation assignment to Colorado Springs (7/8-16)...on the disabled list after right elbow surgery, 7/24-11/6.
- 2010: On the disabled list with right elbow strain, 8/26-11/2...released by Colorado 11/18.
- 2011: Signed minor league deal with Texas, 5/3...declared minor league free agency 11/2.
- 2011: Agreed to a one-year deal with the Cubs, 12/26.
- 2012: Outrighted to Iowa Cubs, 1/26...contract was purchased, 6/6...declared free agency, 10/26.

CAREER FIELDING

PITCHER	PCT	G-GS	PO	A	E	TC	DP
Career Totals	1.000	328-0	25	30	0	55	2

CORPAS' CAREER RECORD

Year	Team	W	L	ERA	G	GS	CG	SHO	GF	SV	IP	H	R	ER	HR	HB	BB	IBB	SO	WP	BK
2000	VSL Astros/Rockies	0	1	15.43	1	0	0	0	0	0	2.1	5	4	4	0	0	0	0	3	0	0
2001	DSL Rockies	2	1	2.24	15	5	0	0	2	2	56.1	56	23	14	0	9	17	0	41	8	0
2002	Casper	2	4	5.73	29	0	0	0	20	2	33	37	24	21	4	2	18	3	42	3	1
2003	Tri-City	5	6	5.79	15	15	0	0	0	0	84	98	61	54	7	7	22	1	47	3	0
2004	Asheville	2	2	3.05	43	0	0	0	20	3	44.1	48	20	15	3	6	13	1	52	2	1
2005	Modesto	3	2	3.78	47	0	0	0	19	2	69	83	33	29	2	3	14	1	52	3	0
2006	Tulsa	2	1	0.98	34	0	0	0	30	19	36.2	22	7	4	0	3	4	1	35	1	0
	Colo. Springs	0	0	1.04	8	0	0	0	5	0	8.2	5	1	1	1	0	2	0	7	0	0
	COLORADO	1	2	3.62	35	0	0	0	3	0	32.1	36	13	13	3	2	8	1	27	2	0
2007	COLORADO	4	2	2.08	78	0	0	0	46	19	78	63	20	18	6	2	20	3	58	0	0
2008	COLORADO	3	4	4.52	76	0	0	0	20	4	79.2	93	41	40	7	2	23	4	50	1	0
2009	Colo. Springs	0	0	0	3	0	0	0	0	0	2.2	2	0	0	0	0	1	0	3	0	0
	COLORADO	1	3	5.88	35	0	0	0	16	1	33.2	44	22	22	3	1	7	0	24	0	0
2010	COLORADO	3	5	4.62	56	0	0	0	27	10	62.1	66	33	32	7	2	22	5	47	1	0
2011																					
	---INJURED DID NOT PLAY---																				
2012	Iowa	0	2	4.01	19	0	0	0	5	0	33.2	30	16	15	4	4	9	1	19	2	0
	CHICAGO (NL)	0	2	5.01	48	0	0	0	11	0	46.2	50	27	26	7	5	16	3	28	1	0
Minor League Totals		16	19	3.81	214	20	0	0	101	28	370.2	386	189	157	21	34	100	8	301	22	2
Major League Totals		12	18	4.09	328	0	0	0	123	34	332.2	352	156	151	33	14	96	16	234	5	0

LEAGUE DIVISION SERIES RECORD

Year	Team	W-L	ERA	G	GS	SV	IP	H	R	ER	BB	SO
2007	COLORADO vs. Philadelphia	0-0	0.00	3	0	0	3.1	2	0	0	0	3

LEAGUE CHAMPIONSHIP SERIES RECORD

Year	Team	W-L	ERA	G	GS	SV	IP	H	R	ER	BB	SO
2007	COLORADO vs. Arizona	1-0	1.69	4	0	2	1.2	1	0	0	0	1

WORLD SERIES RECORD

Year	Team	W-L	ERA	G	GS	SV	IP	H	R	ER	BB	SO
2007	COLORADO vs. Boston	0-0	0.00	2	0	0	1.2	1	0	0	0	1

WORLD BASEBALL CLASSIC RECORD

Year	Team	W	L	ERA	G	GS	CG	SHO	GF	SV	IP	H	R	ER	HR	HB	BB	IBB	SO	WP	BK
2006	Panama	0	0	18.00	1	0	0	0	0	0	1.0	2	2	2	0	1	1	0	0	0	0
2009	Panama	0	0	4.50	1	0	0	0	0	0	2.0	1	1	1	1	0	1	0	1	0	0
WBC Totals		0	0	9.00	2	0	0	0	0	0	3.0	3	3	3	1	1	2	0	1	0	0

CAREER BATTING

Year	Team	AVG	G	AB	R	H	2B	3B	HR	RBI	SF	SAC	HBP	BB	IBB	SO	SB	CS	GIDP	OBP	SLG
2008	COLORADO	.000	74	1	0	0	0	0	0	0	0	0	0	0	0	0	0	0	0	.000	.000
2010	COLORADO	.000	51	5	0	0	0	0	0	0	0	0	0	0	2	0	0	0	0	.286	.000
2012	Iowa Cubs	.000	10	3	0	0	0	0	0	0	0	0	0	0	0	2	0	0	0	.000	.000
2012	CHICAGO (NL)	.000	44	1	0	0	0	0	0	0	0	0	0	0	0	1	0	0	0	.000	.000
Minor League Totals		.000	10	3	0	0	0	0	0	0	0	0	0	0	0	2	0	0	0	.000	.000
Major League Totals		.000	169	7	0	0	0	0	0	0	0	0	0	0	2	0	4	0	0	.222	.000



3 MICHAEL CUDDYER OF

Ht: 6-2 Wt: 220 B/T: R/R Age: 33
 Born: March 27, 1979 in Norfolk, VA Residence: Chesapeake, VA
 Major League Service: 9.157 Contract: Through 2014
 Obtained: Signed a three-year contract as a free agent on Dec. 20, 2011

CUDDYER

COLORADO

HIGHLIGHTS

2012 marked his first campaign with the Rockies after spending his first 14 professional seasons in the Minnesota Twins organization...**notched his fourth career 30-plus double season in 2012 despite playing just 101 games due to injury**...selected to his first career All-Star team in 2011 as Minnesota's lone representative...led Minnesota in runs (70), hits (150), doubles (29), home runs (20) and extra-base hits (51) in 2011...notched his 1,000th career hit on 5/27/11 vs. LAA...**one of three Minnesota Twins to amass 1,000 hits, 200 doubles, 100 home runs, 500 RBI, 600 runs, 400 walks and 50 stolen bases**...his 180 extra-base hits from 2009-11 were the most by a Twins player and the third-most among American League outfielders...had a career-high 32 home runs and .520 slugging percentage in 2009...his 41 doubles and 109 RBI during the 2006 season are career-high marks...**despite playing over 200 games in the infield since 2006, Cuddyer's 59 outfield assists since the 2006 season are the sixth-most among Major League outfielders**...made his MLB debut 9/23/01 vs. CLE and got his first career hit (double) off Chuck Finley in that game.

CAREER

- Over parts of 12 Major League seasons with Colorado (2012) and Minnesota (2001-11), Cuddyer has posted a batting line of: .271 (1199-for-4430) batting average, 659 runs, 269 doubles, 37 triples, 157 home runs, 638 RBI and a .795 OPS (.341 OBP, .454 SLG).
- Posted a .800-plus OPS (.317 OBP, .489 SLG) for the fourth time in his career in 2012...was his third .800-plus OPS season in his last four campaigns, since 2009.
- Cuddyer's .489 slugging percentage in 2012 was his third-highest in his 12-year Major League career (.520 SLG in 2009, .504 SLG in 2006).
- A versatile defender that has played Major League games at every position other than catcher and shortstop; including: first base (236 games), second base (79), third base (171), left field (9), center field (6) and right field (744).
- Is the owner of three career 20-plus home run seasons (24 in 2006, 32 in 2008, 20 in 2011).
- Cuddyer's 141 home runs in a Twins uniform stands as the 10th-most in Minnesota franchise history.
- Is one of 14 players in Minnesota history with 1,000 or more hits...his 1,106 hits are 10th-most in Minnesota history.
- His 848 hits, 182 doubles and 109 home runs since 2006 are all the second-most among Twins players since that date, this despite both Joe Mauer (2009) and Justin Morneau (2006) winning AL MVP Awards during that time.
- Named to his first career All-Star team in 2011 as Minnesota's lone representative...recorded one hit-less at-bat, flying out to right-field off San Francisco's Brian Wilson...played 2.0 innings at first base during the game.
- Finished 21st in the AL MVP race in 2009 when he set career high's with 32 home runs and a .520 SLG.
- Has played in 22 career postseason games...is a .338 (25-for-74) career hitter during the postseason with 2 doubles, a triple, 2 home runs and 8 RBI.
- Is a career .287 (390-for-1357) hitter with 58 home runs against left-handed pitching...owns a .263 (809-for-3073) batting average with 99 home runs against right-handers.

2012

- Was a staple in the middle of Colorado's batting order from the beginning of the season through July...suffered strained right oblique on 7/31 and played in just three games after the injury...finished season on 15-day DL.
- Despite missing the final two months of the season, 2012 marks his fourth career 30-double season (30 2B in 2012), and fifth career 15-HR season (16 HR in 2012)...at the time of his injury, he ranked second on the club in doubles, extra-base hits (47), home runs (15) and RBI (56), as only Carlos Gonzalez had more in each category.
- Spent majority of 2012 in right field (74 games, 68 starts)...however, he played extensively at first base (26 games, 24

2011	HIGHS AND LOWS	CAREER
4, 2x, last: July 21 at SD	Hits	4, 12x, last: July 21, 2012 at SD
2, 2x, last: July 24 at ARI	Home Runs	2, 8x, last: July 24, 2012 at ARI
4, 2x, last: July 30, 2012 vs. HOU	RBI	5, 5x, last: August 3, 2011 at LAA
5, 2x, last: July 1-5	Hit Streak	15, July 16-31, 2010
4, June 1 vs. LAD	Runs	4, 2x, last: June 1, 2012 vs. LAD
3, April 11 vs. SF	Doubles	3, 3x, last: April 11, 2012 vs. SF
1, 2x, last: July 13 vs. PHI	Triples	1, 37x, last: July 13, 2012 vs. PHI
11, June 13 vs. OAK	Total Bases	11, 2x, last: June 13, 2012 vs. OAK
2, 2x, last: July 17, 2012 vs. PIT	Walks	3, 7x, last: July 14, 2011 vs. KC
3, August 16 vs. MIA	Strikeouts	4, 2x, last: August 9, 2007 at KC
2, May 13 at LAD	Stolen Bases	3, June 15, 2011 vs. CWS

starts) following Helton's injury.

- Had two multi-home run games in 2012, and now has eight career multi-home run games...had 2 HR 6/13 vs. OAK and 7/24 at ARI...on 6/13 vs. OAK he tied his career-high in hits (4) and total bases (11) by going 4-for-4 with a double, 2 home runs, and 3 RBI.
- Along with Todd Helton, was one of two Rockies with two grand slams (5/5 vs. ATL and 5/30 vs. HOU)...now has 7 career grand slams.
- Was aHIS 25 doubles prior to the All-Star break were tied for the 4th-most in the NL...had 38 extra-base hits prior to the break as well, which ranked T-11th in the NL.
- Named the Rockies nominee for the Roberto Clemente Award...the award pays tribute to Clemente's achievements and character by recognizing current players who truly understand the value of helping others.

2011: Led the Twins in hits (150), runs scored (70), doubles (29), home runs (20) and walks (48) during what was his first career All-Star season...was one of nine players in the AL to collect 150 hits, 25 doubles, 20 home runs, 70 RBI, 70 runs scored and 10 stolen bases...the others being Asdrubal Cabrera, Jacoby Ellsbury, Jeff Francoeur, Alex Gordon, Curtis Granderson, Ian Kinsler, Dustin Pedroia and Ben Zobrist...played in 141 games defensively for the Twins: 77 in right field (73 starts), 46 at first base (41 starts), 17 at second base (all starts) and made one relief appearance...was nominated for the Hank Aaron Award, recognized around MLB for the best offensive performer from each league...was given the Calvin R. Griffith Award for Twins Most Valuable Player, the Bob Allison Award for team leadership, and the Mike Augustin Award for Twins "media good-guy"...recorded his 10th career four-hit game and tied a career-high in hits, going 4-for-4, 4/12 vs. KC...recorded his 1,000th career hit, 5/27 vs. LAA, becoming the 14th player in club history to record 1,000 hits and second during the 2011 season (Morneau)...set a career-high with three stolen bases, 6/15 vs. CWS, becoming just the 13th player in club history (29th time) to steal three bases in a game and first since Luis Castillo, 8/9/06 at DET...Ben Revere later stole three bases 9/14...hit a solo home run, 6/16 at CWS off Mark Buehrle which was the deciding run in a Twins 1-0 victory...the homer marked the second time in Cuddyer's career that he homered in a 1-0 game, joining Harmon Killebrew (three times) and Steve Braun (twice) as the only Twins in franchise history to homer in a 1-0 win more than once. (Elias Sports Bureau)...season-high 12-game hit-streak, with seven multi-hit games during that stretch, 6/9-23...doubled eight times and drove in 12 runs during that span...named to the AL All-Star team as a reserve for the first time in his career, also as the Twins lone representative...recorded one hit-less at-bat, flying out to right-field off San Francisco's Brian Wilson...played 2.0 innings at first base...became the fifth different position player (eighth time) and first since John Moses (July 31, 1990 vs. California) to pitch in a game, tossing 1.0 scoreless inning with two hits and one walk allowed in the Twins 20-6 loss, 7/25 at TEX...his 25 RBI in July were tied for third-most in MLB and second-most in AL...scored his 600th career run (second of the game), 9/14 at Kansas City...also stole his 50th career base in that game...he became the third Twin in club history - joining Kirby Puckett and Tony Oliva - to amass 1,000 hits, 200 doubles, 100 home runs, 500 RBI, 600 runs, 400 walks and 50 stolen bases in a Twins uniform...he became the 10th active American Leaguer to amass 1,000 hits, 200 doubles, 100 home runs, 500 RBI, 600 runs, 400 walks and 50 stolen bases over their careers...the nine other players at the time included Johnny Damon, Carlos Guillen, Torii Hunter, Derek Jeter, Melvin Mora, Magglio Ordonez, Alex Rodriguez, Vernon Wells and Michael Young.

2010: Drove in the first run in Target Field history with an RBI-single, 4/12 vs. BOS...hit his 110th career home run, tying Roy Smalley for 11th place on the Twins All-Time home run list, 4/21 vs. CLE...passed Smalley on 5/3 vs. DET, hitting the 111th of his career, moving into sole possession of 11th place...tied a career-high with three walks, 5/21 vs. MIL and 5/30 vs. TEX...played 77 games at first base, 7/7-10/3, in Justin Morneau's absence (concussion)...hit safely in a career-high 15 straight games, batting .349 (22-for-63) with four doubles, one triple, one home run and eight RBI, 7/16-31...finished July batting .317 (33-for-104) in 26 games...scored his 500th career run, 7/24 at BAL...Collected his 900th career hit, 8/5 at TB...became the 10th player in club history with 200-plus doubles in a Twins uniform, 8/10 vs. CWS...was tied for eighth in the AL with 20 rbi in August...tied Roy Smalley for 10th place on the Twins All-Time RBI list with the 485th of his career, 8/18 vs. CWS...passed Smalley and moved into sole possession of 10th place with his 486th career RBI, 8/21 vs. LAA...Collected his 500th career RBI, 8/5 vs. TEX, becoming the 10th Twin in club history to reach 500-plus RBI in a Twins uniform...became 15th player in Twins history to play in 1,000 career games, 10/3 vs. TOR...his seven home runs at Target Field were the third-most by a Twin (Jim Thome - 15, Jason Kubel - 8)...was given the Bob Allison Leadership Award (second consecutive) and Mike Augustin Award for "Media Good Guy," voted on by the Twin Cities chapter of the BBWAA.

2009: Hit his first home run, 4/16 vs. Toronto...homered in three consecutive games, 5/20-22 with 10 RBI in those three games...hit for the cycle, 5/22 vs. Milwaukee, becoming the second Twin to accomplish that feat in 2009 (Kubel, April 17 vs. LAA)...Kubel and Cuddyer became the first teammates to hit for the cycle in the same season since Vladimir Guerrero and Brad Wilkerson of the Expos in 2003...batted .312 (34-for-109) with eight home runs, 26 RBI and 23 runs scored in May...went 4-for-5 with two home runs, three RBI and three runs scored, 8/9 at Detroit...became the first Twin to hit two home runs in one inning, 8/23 at Kansas City...fifth career two-homer game (third of the season), 9/1 vs. CWS...moved from right field to first base, 9/13 when Justin Morneau suffered a season-ending back injury...named American League Player of the Week, batting .292 (7-for-24) with two doubles, five runs scored, 11 RBI and four multi-RBI games in six games, 9/14-20...hit 100th career homer, 9/14 vs. Cleveland...hit his 30th home run of the season, 9/25 at Kansas City...was named the Pepsi Major League Baseball Clutch Performer of the Month for September...hit his 32nd, and final home run of the season, 10/4 vs. Kansas City...set a Twins monthly record in September/October with 29 total RBI...finished tied for sixth in the AL in extra-base hits (73), ninth in total bases (306), 10th in home runs (32), and 15th in slugging percentage (.520)...was one of 14 players in the Majors with over 150 hits, 30 doubles, 30 home runs, 90 runs scored and 90 RBI...he is also one of just six Twins in club history to accumulate those numbers...was given the Charles O. Johnson Award for Most Improved Twin and the Bob Allison Award for leadership and determination by the Twin Cities chapter of the BBWAA.

2008: Hit safely in eight consecutive games, going 11-for-30 (.367), 4/4-5/3...disabled with dislocated and lacerated right index finger, 4/5-24...recorded two outfield assists, 4/25 at Texas...had two outfield assists for the second time, 5/30 vs. NYY...disabled with strained tendon in left index finger (retro to 6/28), 6/30-9/13...began rehab assignment at Triple-A Rochester, 8/5...suffered a fracture of the second metatarsal on the left foot during a rehab game at Triple-A Rochester, 8/8...reinstated from disabled list, 9/13...went 1-for-3 with a double in the tie-breaker game on 9/30 at CWS, one of just two Twins hits.

2007: Homered in consecutive games, 5/13-15 and again 5/25-26...third career four-hit game (first of season) and third career five-RBI game, 5/26 vs. Toronto...finished the month of May with a .430 on-base percentage...tied season-high 10-game hit-streak, going 13-for-40 (.325), 6/9-19...fourth career four-hit game (second of season), 7/12 vs. Oakland...fifth career four-hit game (third of season), 7/18 vs. Detroit...placed on 15-day disabled list with a sprained right thumb, 7/19-8/3...fourth career grand slam, 8/22 vs. Seattle...hit game-tying home run in the ninth inning, 9/17 vs. Texas...led American League and tied for Major League lead in outfield assists (19).

2006: Had pinch-hit, two-run walk-off homer in 10th inning, 4/vs. LAA...reached base safely in 20 consecutive games, 4/27-5/20...tied career-high with three doubles, 5/9 at Texas...first career five-RBI game, 5/20 at Milwaukee...hit .312 (29-for-93) with 19 RBI and nine multi-hit games in May...second career grand slam and tied career-high five RBI, 6/7 at Seattle...third career grand slam, 6/10 vs. Baltimore...second career four-hit game, 8/24 at Baltimore...finished August hitting .311 (33-for-106) with six home runs and 24 RBI in 28 games...recorded his 100th RBI of the season 9/14 at Cleveland, becoming the 51st player in franchise history to accomplish the feat...scored his 100th and 101st run, 9/27 vs. Kansas City, becoming the 18th player in franchise history to record both 100 runs and 100 RBI in the same season...won Charles O. Johnson Award as Most Improved Twin and Carl R. Pohlad Community Service Award.

2005: Career-high 13-game hit-streak, going 18-for-47 (.383), 5/9-24...disabled with bruised left hand, 7/2-17...began rehab assignment with Rochester, 7/15...first career two-homer game, 8/3 vs. Oakland...first career four-hit game and tied season-high four RBI, 9/21 at Oakland...made 93 starts at third base, 18 in outfield, six at second base and three at first base...established career-highs in nearly all offensive categories...had surgery to repair lateral meniscus tear in right knee, 10/4.

2004: Had seven-game hit-streak, going 8-for-26 (.308), 4/8-22...homered in consecutive games, 4/26-5/2...had game-winning single in 9th inning, 6/8 vs. NYY...homered in consecutive games, 7/22-25...season-high nine-game hit-streak, going 13-for-32 (.406), 9/12-20...homered in consecutive games, 9/16-17.

2003: Had two-run, pinch-hit homer off Billy Koch, 4/26 at CWS...optioned 5/9...disabled with strained left hamstring, 5/30-6/15 and 7/7-8/1...recalled 8/31...had game winning homer, 9/24 vs. Cleveland...had game-winning homer in 11th inning, 9/26 at Detroit...finished tied for sixth among American League rookies in triples.

2002: Began season at Edmonton...Twins' Minor League Player of the Month for June, going 36-for-113 (.319) with five doubles, three triples, 12 homers and 34 RBI in 29 games...selected to Triple-A All-Star Game...named to Baseball America's Mid-Season Triple-A All-Star team...recalled 7/12...first Major League homer off Jamie Walker, 7/20 at Detroit...first career grand slam off Dan Wright and tied season-high four RBI, 8/1 vs. CWS...optioned 8/17...recalled 8/30...rated best batting prospect, second-best prospect in Pacific Coast League and second-best prospect among all minor league outfielders by *Baseball America*...rated third-best prospect in the Twins' organization by *Baseball America* entering the 2003 season.

2001: Began season at Double-A New Britain...Twins' Minor League Player of the Month for June...named Most Valuable Player in Double-A All-Star Game, 7/11 at Round Rock...Twins' Minor League Player of the Week, 8/19-25...led club in home runs, walks and runs scored, second in doubles and RBI, and third in at-bats and hits...was second in league in on-base percentage and extra-base hits, third in home runs and runs, fourth in doubles and slugging percentage and eighth in batting...contract selected, 9/18...made Major League debut and doubled off Chuck Finley for first Major League hit, 9/23 vs. Cleveland...selected to Eastern League's Postseason All-Star team...rated best infield arm and fourth-best prospect in EL and named to Double-A Postseason All-Star team by *Baseball America*...won Sherry Robertson Award as Twins' Minor League Player of the Year...played for Grand Canyon in the Arizona Fall League.

2000: Led club in games and at-bats, tied for lead in doubles and triples, was second in runs, hits and walks and was third in RBI...was third in league in games and tied for fourth in triples...ranked Twins' second-best prospect and tenth-best prospect in EL by *Baseball America*.

1999: Twins' Minor League Player of the Week, 4/17-23...played for Team USA in Futures Game, 7/11 at Boston...led club in runs, RBI and walks, tied for lead in hits, was second in batting, home runs and stolen bases and was third in games, at-bats and doubles...tied for league lead in walks and was fourth in on-base percentage (.403)...ranked third-best prospect in Florida State League and league best defensive third baseman by *Baseball America*...played for Grand Canyon in the Arizona Fall League.

1998: Started in Midwest League All-Star Game, 6/23 at Clinton...led club in games, at-bats, runs, hits, total bases (224), doubles, home runs, RBI and walks...tied for second in league in extra-base hits (56), was fourth in doubles and tied for fifth in total bases...ranked Twins best prospect and fifth-best prospect in Midwest League by *Baseball America*.

PERSONAL: Michael Brent Cuddyer (pronounced kuh-DIE-er)...wife Claudia (Rente)...son Casey Jonathan, born 6/20/08, and twin daughters Chloe and Madeline, born 12/6/11...1997 graduate of Great Bridge (VA) High School where he also played basketball and football...named to All-State baseball team during junior and senior seasons...set school records for home runs (12), hits (34), and RBI (47) in his junior season...was Virginia's Player of the Year, Gatorade Player of the Year and selected to USA Today's All-Star team in 1997...played for USA Junior National Team in 1996-97...was high school teammate of Boston's 1997 first round draft pick John Curtice...dedicated time and service on the Twins Community Fund Board of Directors...was 2006 Carl R. Pohlad (Outstanding Community Service) and Charles O. Johnson (Most Improved Twin) Award winner and the Twins nominee for the Roberto Clemente Award...helped secure \$250,000 grant through the Pepsi Refresh Project to benefit the Rolling Twins and Courage Center.

GRAND SLAMS (7)			
DATE	OPP.	INNING	PITCHER
8/1/02	vs. CWS	3	Wright
6/7/06	at SEA	8	Soriano
6/10/06	vs. BAL	7	Halama
8/22/07	vs. SEA	1	Batista
8/3/11	at LAA	5	Takahashi
5/5/12	vs. ATL	1	Minor
5/30/12	vs. HOU	1	Harrell

WALK-OFF HOME RUNS (1)			
DATE	OPP.	INNING	PITCHER
4/19/06	vs. LAA	10	Romero

MULTI-HOME RUN GAMES (8)			
NO.	DATE	OPP.	PITCHER(S)
2	8/3/05	vs. OAK	Harden, Calero
2	8/30/06	vs. MIN	Hudson, Nelson
2	8/9/09	at DET	Washburn, Rodney
2	8/23/09	at KC	Bannister, Farnsworth
2	9/1/09	vs. CWS	Danks (2)
2	8/03/11	at LAA	Takahashi, Ramirez
2	6/13/12	vs. OAK	Milone (2)
2	7/4/12	at ARI	Saunders (2)

PINCH-HIT HOME RUNS (2)			
DATE	OPP.	INNING	PITCHER
4/26/03	at CWS	9	Koch
4/19/06	vs. LAA	10	Romero

CUDDYER'S CAREER RECORD

Year	Team	AVG	G	AB	R	H	2B	3B	HR	RBI	SAC	SF	HBP	BB	IBB	SO	SB	CS	GIDP	OBP	SLG
1998	Fort Wayne	.276	129	497	82	137	37	7	12	81	0	4	10	61	3	107	16	7	13	.364	.451
1999	Fort Myers	.298	130	466	87	139	24	4	16	82	2	6	10	76	0	91	14	4	20	.403	.470
2000	New Britain	.263	138	490	72	129	30	8	6	61	6	2	12	55	2	93	5	4	16	.351	.394
2001	New Britain	.301	141	509	95	153	36	3	30	87	0	3	6	75	3	106	5	9	6	.395	.560
	MINNESOTA	.222	8	18	1	4	2	0	0	1	0	0	0	2	0	6	1	0	1	.300	.333
2002	Edmonton	.309	86	330	70	102	16	9	20	53	0	3	3	36	1	79	12	7	9	.379	.594
	MINNESOTA	.259	41	112	12	29	7	0	4	13	1	1	1	8	0	30	2	0	3	.311	.429
2003	GCL Twins	.800	2	5	1	4	0	0	1	3	0	0	1	1	1	0	0	1	0	.857	1.400
	Rochester	.306	53	186	25	57	17	0	3	34	0	6	1	25	1	49	5	4	4	.381	.446
	MINNESOTA	.245	35	102	14	25	1	3	4	8	0	0	0	12	0	19	1	1	6	.325	.431
2004	MINNESOTA	.263	115	339	49	89	22	1	12	45	2	1	3	37	2	74	5	5	8	.339	.440
2005	MINNESOTA	.263	126	422	55	111	25	3	12	42	1	3	3	41	5	93	3	4	19	.330	.422
	Rochester	.111	3	9	1	1	0	0	0	0	0	0	0	3	0	1	2	0	0	.333	.111
2006	MINNESOTA	.284	150	557	102	158	41	5	24	109	0	6	10	62	5	130	6	0	11	.362	.504
2007	MINNESOTA	.276	144	547	87	151	28	5	16	81	0	5	7	64	1	107	5	0	19	.356	.433
2008	MINNESOTA	.249	71	249	30	62	13	4	3	36	0	0	5	25	4	40	5	1	7	.330	.369
	Rochester	.300	4	10	3	3	2	0	0	1	0	0	0	3	0	3	0	0	1	.462	.500
2009	MINNESOTA	.276	153	588	93	162	34	7	32	94	0	2	6	54	3	118	6	1	22	.342	.520
2010	MINNESOTA	.271	157	609	93	165	37	5	14	81	0	4	4	58	7	93	7	3	26	.336	.417
2011	MINNESOTA	.284	139	529	70	150	29	2	20	70	0	3	4	48	3	95	11	1	18	.346	.459
2012	COLORADO	.260	101	358	53	93	30	2	16	58	0	4	0	32	1	78	8	3	12	.317	.489
	Colo. Springs	.667	2	9	4	6	1	0	1	3	0	0	0	0	0	1	0	0	0	.667	1.111
Major League Totals		.271	1240	4430	659	1199	269	37	157	638	4	29	43	443	31	883	60	19	152	.341	.454
Minor League Totals		.291	688	2511	440	731	163	31	89	405	8	24	43	335	11	530	59	36	69	.381	.487

DIVISION SERIES RECORD

Year	Team	AVG	G	AB	R	H	2B	3B	HR	RBI	BB	SO
2002	MINNESOTA vs. Oakland	.385	5	13	1	5	1	0	0	1	3	3
2003	MINNESOTA vs. New York-AL	.250	1	4	0	1	0	0	0	1	0	3
2004	MINNESOTA vs. New York-AL	.467	4	15	1	7	0	0	0	2	0	3
2006	MINNESOTA vs. Oakland	.250	3	12	2	3	0	1	1	1	0	2
2009	MINNESOTA vs. New York-AL	.429	3	14	0	6	0	0	0	1	0	2
2010	MINNESOTA vs. New York-AL	.182	3	11	1	2	1	0	1	2	0	4
Totals		.348	19	69	5	24	2	1	2	8	3	17

LEAGUE CHAMPIONSHIP SERIES RECORD

Year	Team	AVG	G	AB	R	H	2B	3B	HR	RBI	BB	SO
2002	MINNESOTA vs. Anaheim	.200	3	5	0	1	0	0	0	0	1	1

CAREER TRANSACTIONS

- 1997: Selected by Minnesota in the first round, ninth overall, in the First-Year Player Draft out of Great Bridge (VA) High School.
- 2001: Contract selected from Minors, 9/18.
- 2002: Optioned to Minors, 3/27...recalled from Minors, 7/12...optioned to Minors, 8/17...recalled from minors for remainder of season, 8/30.
- 2003: Optioned to Minors, 5/9...recalled from Triple-A Rochester, 8/31, for remainder of season.
- 2005: On the 15-day disabled list with a bone bruise in right hand, 7/3-17, including a rehab assignment from 7/14-17.
- 2006: Signed with Minnesota, avoiding arbitration, 1/21.
- 2007: Signed with Minnesota, avoiding arbitration, 2/15...on the 15-day disabled list with a torn ligament in left thumb, 7/20-8/3.
- 2008: Signed a three-year extension with Minnesota, avoiding arbitration, 1/25...on the 15-day disabled list with a dislocated finger, 4/5-25...on the 15-day disabled list with strained tendon in left index finger, 6/29-9/13, including rehab assignment at Rochester, 8/4-19.
- 2009: Minnesota exercises option for 2010 season, 11/7.
- 2010: Placed on Bereavement List, 6/3-8.
- 2011: Signed to a three-year contract with Colorado, 12/20.
- 2012: Placed on 15-day DL with right oblique strain, 8/4, including rehab assignment 8/14-16...activated from DL 8/16...placed on 15-day DL with right oblique strain, 8/19...removed from DL 10/4.

CAREER FIELDING

1B	CLUB	PCT	G-GS	PO	A	E	TC	DP	3B	CLUB	PCT	G-GS	PO	A	E	TC	DP									
2001	MINNESOTA	.975	5-5	37	2	1	40	4	2001	MINNESOTA	-	2-0	0	0	0	0	0									
2002	MINNESOTA	1.000	6-5	28	5	0	33	0	2002	MINNESOTA	1.000	10-4	5	10	0	15	2									
2003	MINNESOTA	.969	5-3	30	1	1	32	2	2003	MINNESOTA	1.000	7-5	2	7	0	9	0									
2004	MINNESOTA	1.000	10-2	34	2	0	36	3	2004	MINNESOTA	.923	43-36	33	51	7	91	6									
2005	MINNESOTA	1.000	8-3	37	1	0	38	8	2005	MINNESOTA	.942	95-92	56	189	15	260	14									
2006	MINNESOTA	1.000	6-6	48	3	0	51	4	2010	MINNESOTA	.960	14-13	3	21	1	25	1									
2007	MINNESOTA	1.000	4-4	30	4	0	34	4	Career Totals									.943	171-150	99	278	23	400	23		
2008	MINNESOTA	.958	2-2	22	1	1	24	5																		
2009	MINNESOTA	.986	34-34	278	14	4	296	27	OF	CLUB	PCT	G-GS	PO	A	E	TC	DP									
2010	MINNESOTA	.996	84-81	760	39	3	802	70	2002	MINNESOTA	.980	25-20	47	1	1	49	0									
2011	MINNESOTA	.995	46-41	355	23	2	380	31	2003	MINNESOTA	1.000	18-16	24	1	0	25	0									
2012	COLORADO	.991	26-24	217	15	2	234	22	2004	MINNESOTA	1.000	15-8	16	0	0	16	0									
Career Totals		.993	236-210	1876	110	14	2000	180	2005	MINNESOTA	1.000	20-18	35	0	0	35	0									
2B	CLUB	PCT	G-GS	PO	A	E	TC	DP	2006	MINNESOTA	.981	143-137	244	11	5	260	2									
2003	MINNESOTA	-	1-0	0	0	0	0	0	2007	MINNESOTA	.986	140-140	256	19	4	279	2									
2004	MINNESOTA	.982	48-40	54	113	3	170	17	2008	MINNESOTA	.993	58-58	236	7	1	134	5									
2005	MINNESOTA	1.000	11-6	12	18	0	30	7	2009	MINNESOTA	.991	117-114	209	5	2	216	0									
2009	MINNESOTA	1.000	1-0	1	1	0	2	1	2010	MINNESOTA	.984	67-61	118	5	2	125	0									
2010	MINNESOTA	1.000	1-1	3	3	0	6	0	2011	MINNESOTA	.974	77-73	142	6	4	152	1									
2011	MINNESOTA	.989	17-17	35	52	1	88	7	2012	COLORADO	.977	74-68	122	6	3	131	3									
Career Totals		.986	79-64	105	187	4	296	32	Career Totals									.985	754-713	1339	61	22	1422	13		



23 CHARLIE CULBERSON INF

Ht: 6-1 Wt: 200 B/T: R/R Age: 23/24
 Born: April 10, 1989 in Rome, GA Residence: Plainville, GA
 Major League Service: 0.011 Contract: Through 2013
 Obtained: Trade from San Francisco for Marco Scutaro on July 27, 2012

COLORADO

CULBERSON

HIGHLIGHTS

Was the Giants' sandwich pick (51st selection overall) in 2007 First-Year Player Draft...named to Eastern League Mid-Season All-Star squad in 2011...made his Major League debut for the Giants on 5/13/12 at Arizona as he started at second base...collected his first ML hit that same game...in 2011, set a Richmond franchise record by homering in three-straight games from 6/8-10.

CAREER

- Was the Giants' sandwich pick (51st selection overall) in 2007 First-Year Player Draft.
- Named to Eastern League Mid-Season All-Star squad in 2011.
- Made his Major League debut for the Giants on 5/13/12 at Arizona as he started at second base...collected his first ML hit that same game...tallied his first ML RBI vs. St. Louis on 5/17/12.
- Is 3-for-22 in six Major League games...all three of his hits have come against right-handed pitchers.
- In 2011, set a Richmond franchise record by homering in three-straight games from 6/8-10.
- Named an Arizona League Rising Star after batting .366 (34-for-93) with 11 doubles, 2 triples, 2 home runs and 16 RBI in 21 Fall League games during the 2010 season.

2012

- Played first game with the Sky Sox in 2012 against former team the Fresno Grizzlies after being acquired for Marco Scutaro on 7/28...batted .336 (42-for-125) in his 30 games for the Sox after being acquired.
- Batting average ranked second highest among Sky Sox players with 20+ games played...his 32 hits and 12 XBH were tied for 2nd on the Sox during August (both trailing Wheeler)...collected a hit in all but four games of 30 with the Sky Sox (11 multi-hit games).
- Eight multi-hit games in the final two weeks (15 games) of the 2012 season...played 15 home games and 15 road games for the Sky Sox, totaling the exact same amount of hits (21), homers (1) and RBI (6) in home and road games, but batted better at Security Service Field at .350 (21-for-60)

2011: In his 5th professional season, batted .259 (143-for-553) in 137 games for double-A Richmond...posted 9-game hitting streak from 5/5-12, batting .333 (12-for-36) with 3 RBI and 5 runs scored...set Richmond franchise record when he homered in 3-consecutive games 6/8-10...marked 2nd-time in his career that he has homered in 3-straight contests (last: 7/11-13/10 with San Jose Giants)...was named to Eastern League mid-season All-Star team...went 2-for-2 with RBI, 2 runs scored, and SB as reserve in Eastern League All-Star Game...went 3-for-5 on 7/19 with 3 2Bs, 2 RBI, and run scored...became 1st Flying Squirrel franchise history to collect 3 2Bs in game.

2010: Had breakout campaign, helping lead Class A Advanced San Jose to California League title after batting .290 (146-for-503) with 28 2Bs, 16 HRs, 71 RBI and 25 stolen bases in 128 games...hit .400 (40-for-100) in month of June...named California League Player of Week from 7/12-19, hitting .429 (14-for-27) with 3 HRs and 8 RBI...batted .273 (9-for-33) with 6 RBI during CAL playoffs...named Arizona League Rising Star after batting .366 (34-for-93) with 11 2Bs, 2 3Bs, 2 HRs and 16 RBI in 21 Fall League games.

2009: Spent 2nd-straight campaign with Class A Augusta, appearing in 132 games and batting .246 (125-for-509)...ranked 2nd in South Atlantic League in at-bats (509) and 3rd in games played (132).

2008: Hit .234 (66-for-282) with 3 HRs and 27 RBI in 81 games at Class A Augusta...batted .333 (23-for-69) vs. left-handed pitchers...missed nearly 8 weeks of season from 8/1-9/22 with broken right hand.

2007: In his 1st professional season with Giants organization, batted .286 (46-for-161) in 46 games for AZL Giants

PERSONAL: Graduated from Calhoun High School in Georgia...his father, Charles, was 16th round selection by Giants in 1984 draft...married (Sarah O'Rourke).

CULBERSON'S CAREER RECORD

Year	Team	AVG	G	AB	R	H	2B	3B	HR	RBI	SAC	SF	HBP	BB	IBB	SO	SB	CS	GIDP	OBP	SLG
2007	AZL Giants	.286	46	161	32	46	8	5	1	16	2	0	5	19	1	38	19	1	1	.374	.416
2008	Augusta	.234	81	282	31	66	11	2	3	27	4	3	6	18	0	57	6	6	4	.290	.319
2009	Augusta	.246	132	509	71	125	19	3	2	36	2	4	10	33	1	110	15	4	7	.303	.306
2010	San Jose	.290	128	503	80	146	28	4	16	71	6	1	8	33	2	99	25	7	15	.340	.457
2011	Richmond	.259	137	553	69	143	34	2	10	56	2	4	6	22	3	129	14	4	8	.293	.382
2012	SAN FRANCISCO	.136	6	22	0	3	0	0	0	1	0	1	0	0	0	7	0	0	0	.136	.136
	Fresno	.236	91	351	53	83	14	6	10	53	3	2	4	20	0	76	8	2	10	.283	.396
	Colo. Springs	.336	30	125	17	42	11	1	2	12	1	0	1	1	0	18	6	2	5	.344	.488
Minor League Totals		.262	645	2484	353	651	125	23	44	271	20	14	40	146	7	527	93	26	50	.311	.384
Major League Totals		.136	6	22	0	3	0	0	0	1	0	1	0	0	0	7	0	0	0	.136	.136



75 LARS DAVIS

C

Ht: 6-3

Wt: 205

B/T: L/R

Age: 27

Born: Nov. 7, 1985 in Grand Prairie, ALB Residence: Grand Prairie, Alberta

Major League Service: 0.000

Contract: Through 2013

Obtained: Selected in the 3rd round of the 2007 Draft out of Illinois

COLORADO

HIGHLIGHTS

Entering his seventh professional season, the Alberta, Canada native will be appearing in his second Major League Spring Training in 2013...has spent each of the last three seasons at Double-A Tulsa...**was a Mid-Season and Post-Season Texas League All-Star in 2012...set career-highs in 2012 with 88 hits, 9 home runs, 43 RBI and a .414 slugging percentage...**played for the Salt River Rafters in the 2012 Arizona Fall League, where he hit .310 (13-for-42) with 3 doubles, 1 home run, 8 RBI in 12 games...hit a career-high .289 for the Drillers in 2010...**over his five-year professional career, Davis has a caught stealing percentage of 31.3-percent (110-of-352).**

2012

- Spent all of 2012 at Double-A Tulsa for the third-straight season...was the club's regular catcher in 2012 after spending 2010-11 in a mostly reserve roll...was a non-roster invitee to Major League Spring Training.
- Set career-highs in hits (88), home runs (9), RBI (43), and slugging percentage (.414)...his .287 batting average and 12 doubles were both the second-most in his career.
- Was named to both the Mid-Season and Post-Season Texas League All-Star teams for the first times in his career.
- Left-handed batter hit .283 (17-for-60) with a .450 slugging percentage vs. left-handed pitchers and .287 (71-for-247) with a .405 slugging percentage vs. right-handed pitchers.
- Hit .337 (28-for-83) with 34 RBI with runners in scoring position.
- Played for the Salt River Rafters in the Arizona Fall League and hit .310 (13-for-42) with 3 doubles, 1 home run and 8 RBI in 12 games.

2011: For the second consecutive season, Davis spent the full campaign at Double-A Tulsa as one of the club's regular catchers...hit .255 (38-for-149) with 4 doubles, 6 home runs and 15 RBI in 48 games...Davis' 6 home runs set a new career-high, this despite the 149 at-bats he received representing the second-fewest total of his five-year professional career...had 25 walks, compared to 37 strikeouts, and his .380 on-base percentage in 2011 was topped only by his .409 OBP in the 2010 season...threw out 25.9-percent (14-of-54) attempted base stealers, and owned a .994 fielding percentage in his 48 games behind the plate...has made just 5 errors in his 88 career games at Double-A...left-handed batter hit .268 (11-for-41) off left-handed pitching and .250 (27-for-108) off right-handed pitchers.

2010: Spent the entire season at Double-A Tulsa as the secondary catcher behind Wilin Rosario...set a career-high with a .289 batting average and also walked a career-high 19 times in just 128 at-bats...was his fourth stop in the Rockies system in four seasons.

2009: Spent his entire third professional season with High-A Modesto as one of the club's catchers...hit .233 (81-for-348) in 93 games with the Nuts...had just 15 extra-base hits in his 93 games.

2008: Spent his first full professional season with Low-A Asheville as the club's primary catcher...hit .217 (15-for-69) off lefties and .260 (59-for-227) off righties...hit 3 home runs in his first 13 games and 2 in his final 68 games.

2007: In his first professional season was the starting catcher for Short Season Tri-City, appearing in 46 games behind the plate...the lefty hit .201 against righties and .279 vs. lefties...hit his first professional home run on 7/22 at Eugene, a three-run homer.

COLLEGE: As a junior, the left-handed batter led the Fighting Illini with a .400 (90-for-225) average, 90 hits, 55 runs, 13 home runs, 56 RBI, 145 total bases, a .644 slugging percentage and a .461 on-base percentage...his 90 hits ranked second in school history for a single season, while his 145 total bases ranked as the seventh-best in Illini history...started 54 of Illinois' 58 games and threw out 24-of-84 attempted base stealers (28.6%)...recorded a 19-game hitting streak from 3/10 to 4/14, the fourth-longest in school history...was named to the Louisville Slugger TPX Collegiate Baseball All-America Second-Team last week after becoming the first player in Illini history to hit .400 in a season since 1996...it marks the highest honor by an Illini player since 2000...was also named the Big Ten Player of the Year.

PERSONAL: Signed on June 12, 2007 by Rockies scout Mark Germann...the Canadian was MVP on his high school volleyball team in Grande Prairie, Alberta, located just outside of Edmonton...was previously drafted by Tampa Bay in the 49th round in 2003 out of high school.

DAVIS' CAREER RECORD

Year	Team	AVG	G	AB	R	H	2B	3B	HR	RBI	SAC	SF	HBP	BB	IBB	SO	SB	CS	GIDP	OBP	SLG
2007	Tri-City	.219	52	187	17	41	5	3	3	27	1	5	5	14	0	49	2	4	2	.284	.326
2008	Asheville	.250	81	296	29	74	10	3	5	27	2	2	3	15	0	77	8	5	4	.291	.355
2009	Modesto	.233	93	348	36	81	12	2	1	34	11	3	6	15	1	80	2	2	6	.274	.287
2010	Tulsa	.289	40	128	22	37	5	0	2	11	1	0	7	19	1	31	0	2	3	.409	.375
2011	Tulsa	.255	48	149	22	38	4	0	6	15	2	0	5	25	1	37	0	3	6	.380	.403
2012	Tulsa	.287	90	307	34	88	12	0	9	43	3	0	3	22	3	75	1	0	7	.340	.414
Minor League Totals		.254	404	1415	160	359	48	8	26	157	20	10	29	110	6	349	13	16	28	.318	.354



29 JORGE DE LA ROSA LHP

Ht: 6-1 Wt: 220 B/T: L/L Age: 31/32
 Born: April 5, 1981 in Monterrey, MX Residence: Nuevo Leon, MX
 Major League Service: 7.015 Contract: Through 2013
 Obtained: Trade from Kansas City for cash on April 30, 2008

COLORADO

DE LA ROSA

HIGHLIGHTS

Made three starts at the end of 2012 after missing over a year due to Tommy John Surgery on his left elbow...started 2011 as the Rockies No. 2 starter before tearing his UCL in his left elbow, requiring 'Tommy John' surgery and ending his season...**ranks tied for 6th on the Rockies all-time wins list with Kevin Ritz (39 wins)...****his .582 winning percentage (39-28) as a Rockie is the highest mark in franchise history among pitchers with at least 50 starts for the club...****ranks 6th on the Rockies all-time strikeouts list (492)...****started at least 20 games from 2007-2010...****led all NL left-handers with career-high 16 wins for Rockies in 2009; also set Rox single-season record for strikeouts by a lefty (193)...****recorded career-best 12 strikeouts on 5/9/09 vs. FLA, the most ever by a Colorado lefty in a game; followed that game with 10 Ks on 5/15/09 at PIT, matching Rox record of 22 strikeouts in back-to-back starts (also: Darryl Kile)...****won seven consecutive starts from 6/21-7/30/09, a new Rockies franchise record...****won in his Royals debut on 7/29/06 at TEX, his first career win as a starter...****prior to 2006 campaign, pitched in the World Baseball Classic for his native Mexico team...****earned his first MLB win (as a reliever) in a Brewers uniform at CHC on 4/8/05.**

CAREER

- Entering his sixth season with Colorado...in 15 professional seasons, he has played in the Major Leagues for three organizations: Colorado (2008-12), Kansas City (2006-08) and Milwaukee (2004-06)...he also played in the minors for the Boston and Arizona organizations.
- De La Rosa is 39-26 with a 4.48 ERA in his Rockies career (2008-12)...went 15-23 with a 5.85 ERA in 97 games/41 starts prior to his time in Colorado...the Rockies are 51-37 in his 88 career starts, and he is averaging 8.7 strikeouts per 9.0 innings in his Rockies career (492 K, 506.1 ip).
- Has been used primarily as a starter since 2006, including 88 starts and 6 relief appearances in a Rockies uniform...in his career is 50-48 with a 4.92 ERA as a starter (129 starts) and 4-3 with a 5.38 ERA in 62 relief outings.
- In his career is 26-24, 4.40 (376.2 ip, 184 er) post-All-Star break compared to 28-27, 5.48 (366.0 ip, 173 er) prior to the All-Star break...his 22 post All-Star break victories from 2008-2010 were tied with Bronson Arroyo for the most in the NL.
- Is one of only three lefties in Rox history to win 15-plus games in a season, joining Francis (2007) and Shawn Estes (2004).
- Earned the win in 7 of his final 11 starts, as well as wins in 14 of his last 19 and 16 of his last 21 games started in 2009...in fact, no other MLB pitcher won more games than him after 6/1.
- De La Rosa is 39-28 (.582) record in his Rockies career...De La Rosa's .582 winning percentage is the highest individual winning percentage in Rockies history for a pitcher with at least 50 starts for Colorado.
- Has four career double-digit strikeout games...is the only Rockies lefty in history with multiple 10 strikeout games.
- Career has held opposing left-handed hitters to a .234 average (.204 vs. lefties in 2009, .206 in 2010, .111 in 2011).
- Had double-digit wins in consecutive seasons for the first time in his career (2008-09) and is one of only three left-handers to log more than one 10-win campaign in a Rockies uniform, joining Jeff Francis (3) and Brian Bohanon (2).
- Owns Rockies' season-best mark in strikeouts per 9.0 innings (qualifiers): 2009 (9.39 K/9.0 inn.)...also owns the third-best mark at 8.78 K/9.0 inn. in 2008 and the sixth-best mark at 8.36 K/9.0 inn. in 2010.
- Won six consecutive starts (decisions) vs. SF from 8/26/08-9/16/09, the longest streak ever by a Rockies pitcher against San Francisco...since he joined Colorado, De La Rosa is 7-3, 2.95 ERA in 12 starts vs. SF.
- The Rockies acquired De La Rosa from the Kansas City Royals in exchange for cash considerations on 4/30/08...De La Rosa began his professional career in the Red Sox organization...he was traded from Boston to Arizona as part of the trade that landed Curt Schilling in Boston in 2003...was later traded by Arizona to Milwaukee in the trade that landed Richie Sexson in Arizona...was also traded from Milwaukee to Kansas City prior to Rockies acquiring him in a trade.

2012

HIGHS AND LOWS

CAREER

3, September 30 at LAD	Strikeouts	12, May 9, 2009 vs. FLA
7, September 20 at SF	Hits	13, June 16, 2007 vs. FLA
7, September 20 at SF	Runs	9, 2x, last: May 3, 2008 vs. LAD
6, September 20 at SF	Earned Runs	9, 2x, last: May 3, 2008 vs. LAD
2, 2x, last: September 30 at LAD	Home Runs	3, 3x, last: July 17, 2010 at CIN
1, 2x, last: September 25 vs. CHC	Walks	7, May 24, 2007 vs. CLE
None	Complete Games	1, May 18, 2011 at PHI
4.0, September 30 at LAD	Innings (Starter)	8.0, 4x, last: September 16, 2009 at SF
None	Innings (Reliever)	3.1, May 20, 2006 vs. MIN
N/A	Scoreless Inning Streak	17.0, June 27-July 8, 2009
None	Win Streak	7, June 21-July 30, 2009
2, September 20-30	Losing Streak	6, 2x, last: April 11-May 31, 2009

2012

- The 31-year-old southpaw made three starts after returning from 'Tommy John' surgery...he made seven rehab starts across four levels of the Minor Leagues prior to making his 2012 debut on 9/20 at SF/
- De La Rosa's three 2012 starts are his only in the Majors since he tore an ulnar collateral ligament in his left elbow on 5/24/11 vs. ARI...in his three starts in 2012, De La Rosa finished with a record of 0-2 with a 9.28 ERA (10.2 ip, 11 er), two walks and six strikeouts...the Rockies went 1-2 in his three starts, winning the only start Jorge had at Coors Field.

DE LA ROSA

2011: After resigning with Colorado during the offseason, De La Rosa entered the 2011 season as a member of the Rockies starting rotation for the third-straight season...prior to suffering an injured left elbow, De La Rosa went 5-2 with a 3.51 ERA (59.0 ip, 23 er) in 10 starts...at the time of his injury, he was tied with Jhoulys Chacin for the Rockies lead in wins (5) and was second on the club in ERA (3.51), innings pitched (59.0) and strikeouts (52)...opponents hit just .222 (48-for-216) against him in 2011...his .222 opponents batting average for the season is the second-lowest in franchise history for any pitcher with at least 10 starts in a single season (Ubaldo Jimenez-.209 in 2010)...held opposing left-handed batters to a .111 average (4-for-35) against in his 10 starts this season while righties hit .241 (41-for-170)...from 2010-11, De La Rosa was one of the most difficult left-handed starters for left-handed batters to hit, as he owned a .180 (24-for-133) opponents average vs. LHH in 2010-11...only Cory Luebke (.174) and Dontrelle Willis (.178) had a lower opponents average vs. lefties among left-handed starters with at least 100 at-bats during that time span...De La Rosa allowed just 20 hits to left-handed batters in 2010 (20-for-97, .206)...he allowed four hits vs. lefties in 2011 (4-for-36, .111 avg)...since the start of the 2009 season, lefties are batting just .191 (56-for-293) against him with 20 extra-base hits and 104 strikeouts to just 31 walks...was consistent on both the road and at Coors Field...going 3-0, 3.50 at Coors and 2-2, 3.26 on the road.

2010: Was the Rockies starting pitcher in the club's home opener on 4/9 vs. SD...made four starts in April before suffering a torn pulley tendon in his left middle finger...was placed on the DL for the injury and missed 67 games due to the injury...prior to being placed on the DL, he went 3-1 with a 3.91 ERA...returned from the DL on 7/9 vs. SD...went 5-6 with a 4.29 ERA (98.2 ip, 47 er), 42 walks and 87 strikeouts in 16 starts after returning from injury...held opponents to a .235 average after his return...although he made just 20 starts, and pitched just 121.2 innings in 2010, his 4.22 ERA this season is his lowest mark for any season in the Majors, better than his 4.38 ERA of 2009...went 5-6 with a 4.01 ERA after the All-Star break in 2010...in his career is 26-22, 4.25 (366.0 ip, 173 er) after the All-Star break compared to 23-25, 5.82 (344.2 ip, 223 er) prior to the All-Star break...his 22 post All-Star break victories since 2008 are tied with Bronson Arroyo for the most among National League pitchers over that time span...allowed just 20 hits to left-handed batters (20-for-97, .206)...since the start of the 2009 season, lefties are batting just .201 (51-for-249) against him with 20 extra-base hits and 88 strikeouts to just 25 walks...his .205 opponents average vs. left-handers since 2009 is the fifth-best opponents average vs. lefties among NL pitchers.

2009: Set career highs in every significant pitching category...ranked second among NL lefties in winning percentage (.640), ninth in innings pitched (185.0) and 12th in ERA (4.38)...became just the third lefty in Rox history to win at least 15 games, joining Jeff Francis (17-9 in 2007) and Shawn Estes (15-8 in 2004)...had back-to-back 10-win seasons for the first time in his career; he is one of only three left-handers in franchise history to log more than one 10-win campaign (Jeff Francis, 3; Brian Bohanon, 2)...set Rox record for strikeouts by a lefty (193), also tied for the third-highest mark in a season by any Rox pitcher...his strikeouts per 9.0 innings rate of 9.39 ranked sixth among all NL pitchers (2nd by lefties) in '09...led the Majors with 16 wins from 6/5 through the end of the season...he earned the win in 7 of his last 11 starts, as well as in 14 of his last 19 and 16 of his last 21 games started...was winless with a 5.43 ERA (54.2 ip, 33 er) in his first 10 starts of the season (0-6); Rox supported him with an average of 2.30 runs per game during his 10-start winless streak to begin the season...in his final 17 starts, the club has supported him with an average of 8.51 runs per game...pitched at least 6.0 innings 18 times, including 9 starts of 7 or more frames...received the loss in his first start of the season 4/11 vs. PHI...struckout career-high 12 hitters 5/9 vs. FLA (finished just 2 strikeouts away from the club record, 14 strikeouts; Darryl Kile, 8/20/98 at MON); it was the most strikeouts for a Rox pitcher since John Thomson also fanned 12 hitters on 10/7/01 at SD...12 strikeouts by De La Rosa are a Colorado single-game record for a left-handed pitcher...followed that outing with a 10-strikeout performance 5/15 at PIT; the 22 strikeouts in consecutive starts by De La Rosa represent a club record for a left-handed pitcher and matches the all-time franchise club record (also: 22 K's, Darryl Kile, 8/15/98 vs. PHI; club-record 14 K's, 8/20/98 at MON)...also is the only lefty in club history to fan 10 or more in a game more than once...was the only pitcher without a win among the 56 National League pitchers who qualified in the ERA category before he got his first win of the season...finished as one of three 4-game winners for the Rox in June (also: Aaron Cook, 5-1 and Jason Hammel, 4-0)...made his only relief appearance of the season 7/12 vs. ATL...had career best 7-game winning streak from 6/21-7/30; the streak spanned 7 consecutive starts in which De La Rosa earned the win, the longest consecutive starts streak to earn a win for a pitcher in Rockies history...the streak was snapped 8/5 at PHI by allowing 7 runs in 5.0 innings; fell to 0-3, 9.78 ERA vs. PHI in his career...finished 5-0, 2.50 ERA in July; tied for the Major League lead in wins during the month, though he was the only pitcher to go 5-0 in the month (nominated for the NL Pitcher of the Month Award for July)...made 5 starts in August, going 3-2 with a 4.88 ERA...snapped Rox 4-game losing streak with 15th win 9/16 at SF...that win was his 6th consecutive winning decision vs. SF, which is the longest winning streak ever by a Rockies pitcher vs. SF (Jeff Francis, 4 games, 5/12/07-8/25/08)...earned his 16th win of the season 9/27 vs. STL...did not factor in the decision in his final start on 10/3 at LAD; left in the 4th after tossing 3.0 perfect frames...left early with tightness in his left groin...from 9/1 to the end of the season, he went 4-0, 2.97 (36.1 ip, 12 er) with 41 strikeouts.

2008: The Rockies acquired De La Rosa from the Kansas City Royals in exchange for cash considerations on 4/30...he began the season with Triple-A Omaha...he started the fourth-most games for the Rockies (23)...tossed at least 6.0 ip in 10 of his 23 starts as the Rox went 9-1 in those games...set career high with 10 wins; joined teammates Aaron Cook (16 wins) and Ubaldo Jimenez (12 wins) with 10-plus wins, the first time since 2003 the Rockies have had 3 starters with at least 10 wins in a season...his 128 strikeouts were the third-most strikeouts by a left-handed pitcher in a single season in franchise history...finished fifth in the NL with an 8.86 strikeouts per 9.0 innings ratio (among pitchers with at least 20 starts)...his 128 strikeouts were the second-most on the team...made a total of 5 appearances out of the bullpen; posted a 2.25 ERA (8.0 ip, 2 er) with 9 strikeouts in those 5 games...after going 3-5, 7.26 (57.0 ip, 46 er) in 14 games/11 starts prior to the All-Star break, he went 7-3, 3.08 (73.0 ip, 25 er) after the break...his post-All-Star ERA was the lowest mark on the Rockies starting staff and his 7 wins in the second half were second to only Jimenez' 8 post-All-Star victories...his 3.08 ERA after the All-Star break was the lowest in franchise history for a Rockies starter with at least 10 starts after the break, besting the previous low of 3.28 held by Brian Bohanon in 2000...held opponents to a .228 average (59-for-259) after the All-Star break, which ranked as the 10th-lowest opponents batting average after the All-Star break in the NL...made his Rox

debut 5/3 vs. LAD; gave up season-high 9 runs in 4.0 innings...earned his first win in a Rockies uniform in his next start 5/8 vs. STL (5.2 ip, 2 er)...made 3 more starts before being transferred to the bullpen...made 3 relief appearances from 5/31-6/7, posting a 3.86 ERA in the 3 games...returned to the rotation 6/14 at CWS...set career highs in strikeouts in two straight starts 6/14 at CWS (8 K's) and 6/19 vs. CLE (10 K's); was one of two Rockies pitchers to fan 10 or more batters in a single game in 2008, along with Ubaldo Jimenez, who did so twice...earned wins in back-to-back starts immediately following the All-Star break, 7/19 vs. PIT and 7/26 at CIN...made his shortest start of the season 7/31 at FLA (1.2 ip) and took the loss by allowing 7 runs, all earned...was again transferred to the bullpen after that start...made 2 relief appearances...was inserted back into the rotation 8/15 at WAS...began September by tossing 7.0 scoreless innings 9/1 vs. SF to earn his second consecutive victory...won each of his final two starts of the campaign to get to 10 wins...struckout 5 or more batters in 13 of his 23 starts for the season.

2007: Opened the season as the Royals No. 4 starter...set career highs in starts (23), wins (8), losses (12), innings (130) and strikeouts (82)...pitched much better during the day, going 4-2, 3.38 (34.2 ip, 13 er) in 7 day starts and 4-10, 6.70 (95.1 ip, 71 er) in 19 night outings (16 starts)...went 4-3 with a 3.59 ERA through his first 9 starts of the season; issued just 12 walks in 57.2 innings during that span, an average of 1.87 walks per 9 innings, which ranked fifth-best in the AL...walked career-high 7 hitters on 5/24 vs. CLE...made his first relief appearance of the season and as a Royal on 6/20 at STL, allowing a game-winning home run to the first batter he faced in the 14th inning to suffer the 7-6 loss; the relief outing was his first since 5/23/06 at CIN as a member of the Brewers...placed on the 15-day DL with a left elbow strain on 8/1...made three rehab assignments with Wichita before being returned on 9/4...reinstated from the DL on 9/11...made two relief appearances and a start the remainder of the year after his reinstatement.

2006: Acquired by Kansas City from Milwaukee on 7/25 for INF Tony Graffanino...recorded the win in his Royals debut 7/29 at TEX, a 5-3 Royals win; allowed just 2 runs on 2 walks and 9 hits while striking out 7 batters in 6.0 innings...marked his first win as a Major League starter (9 starts)...prior to the season, he represented his native Mexico in the World Baseball Classic; made 3 relief appearances, allowing 2 hits with 3 strikeouts in 3.1 scoreless innings.

2005: Spent his first full season in the Majors with Milwaukee...earned his first Major League win on 4/8 at CHC...averaged 8.9 strikeouts per 9.0 innings (42.1 ip, 42 so), the 17th-highest rate in the NL (min. 40.0 ip)...struck out multiple batters 14 times...his 38 relief appearances marked the most for a Brewers left-handed pitcher.

2004: Spent the majority of the season at Triple-A Indianapolis...made his Major League debut on 8/14 vs. FLA; took his first loss, allowing 4 runs on 6 hits in 5.0 innings in an 11-1 Marlins win...optioned to Indianapolis following the game...recalled from Indianapolis on 9/3...struck out the Cardinals' Edgar Renteria on 9/20 for his first Major League strikeout...placed on the minor league disabled list with tendinitis in his left shoulder from 5/22-6/21...recorded a 4-2 record with a 3.35 ERA (53.2 ip, 20 er) with 15 walks and 54 strikeouts in 12 starts after his trip to the DL.

MINOR LEAGUES 2003: Split the 2003 season between Double-A Portland and Triple-A Pawtucket in the Red Sox organization...began the season with Double-A Portland of the Eastern League, going 6-3, 2.80 in 22 appearances/20 starts...won 5 straight decisions between 4/19 and 6/6...converted a save on 7/8 vs. New Britain allowing one run in a 5-run inning...was 5-3 with a 2.88 ERA in 20 starts for the Sea Dogs and went 1-0 with a 1.50 ERA in 2 appearances out of the 'pen...promoted to Triple-A Pawtucket in August where he posted a 1-2 mark with a 3.75 ERA in 5 starts for the Red Sox...participated in the 2003 All-Star Futures Game...**2002:** Spent the majority of the 2002 season at Single-A Sarasota and earned Sarasota Pitcher of the Year honors...allowed 3 or fewer earned runs in 17 of 23 starts, including each of his first 12 starts of the season...limited the opposition to a .231 average against, including a .170 mark with RISP...made 4 starts at Double-A Trenton in going 1-2, 5.40...compiled a 3.88 ERA between Sarasota and Trenton, ranking seventh in the Red Sox organization...combined for 110 strikeouts, fifth-highest in Boston organization...**2001:** Began the season with Sarasota and went 0-1 with a 1.21 ERA in 12 games...promoted to Trenton and went 1-3, 5.84 in 29 appearances...**2000:** In 2000, played for the Monterrey Sultans of the Mexican League...selected as the Most Valuable Relief Pitcher in the Caribbean Series in February, going 1-0 with a 5.84 ERA in 4 appearances for Mexico...**1999:** Began the season with Single-A High Desert, posting no ERA in 2 appearances (3.0 ip)...played 8 games for the Arizona League Diamondbacks and made 13 appearances with Missoula of the Rookie Pioneer League, going 0-1 with a 7.98 figure...**1998:** Began his pro career with the Arizona Diamondbacks in the DSL.

POSTSEASON: De La Rosa, the team leader in wins during the regular season, was not included on the 2009 NLDS roster because of a strained right groin.

PERSONAL: Jorge Alberto De La Rosa...resides in Nuevo Leon, Mexico, with his wife, Martha...the couple had twins, Bernabe and Matias (1/7/10), following the 2009 season.

CAREER TRANSACTIONS

- 1998: Signed by Arizona as a non-drafted free agent on 3/20.
- 2000: Contract purchased by Monterrey of the Mexican League.
- 2001: Contract purchased by Boston on 1/22.
- 2002: Optioned to Pawtucket, 3/13...recalled from Trenton, 9/27.
- 2003: Optioned to Pawtucket, 3/10...recalled from Pawtucket, 9/19...acquired by Arizona along with RHP Casey Fossum, RHP Brandon Lyon and OF Mike Goss in exchange for RHP Curt Schilling on 11/28; was designated for assignment and traded from Arizona to Milwaukee along with C Chad Moeller, INF Craig Counsell, INF Lyle Overbay, INF Junior Spivey and RHP Chris Capuano in exchange for INF Richie Sexson, RHP Shane Nance and OF Noochie Varner on 12/1.
- 2004: Optioned to Indianapolis, 3/19...recalled from Indianapolis, 8/13...optioned to Indianapolis, 8/15...recalled from Indianapolis, 9/3.
- 2006: On the 15-day disabled list, 6/10-7/25 with blisters on his throwing hand; included rehab assignment at Huntsville, 6/29-7/25...acquired by Kansas City in exchange for INF Tony Graffanino on 7/25.
- 2007: On disabled list, 8/1-9/11 with left elbow strain; included rehab assignment at Wichita, 8/22-9/4.
- 2008: Designated for assignment, 3/26...outrighted to minors, 4/2...acquired by Colorado in exchange for a player to be named later or cash considerations on 4/30 (RHP Ramon Ramirez)...contract purchased from Colorado Springs, 5/3 for remainder of season.
- 2010: On 15-day disabled list, 4/27-7/9 with torn left middle finger tendon; included rehab assignment in Colorado Springs, 6/23-7/9...resigned by Colorado to a 2-year contract, 12/5.
- 2011: Placed on 15-day disabled list, 5/25...transferred to 60-day disabled list for the remainder of the season, 6/8.
- 2012: On disabled list recovering from Tommy John Surgery 4/4-9/20...reinstated from DL 9/20...exercised player option for 2013, 10/31.

CAREER FIELDING

PITCHER	PCT	G-GS	PO	A	E	TC	DP
Career Totals	.931	191-129	32	90	9	131	6

DE LA ROSA'S CAREER RECORD

Year	Team	W	L	ERA	G	GS	CG	SHO	GF	SV	IP	H	R	ER	HR	HB	BB	IBB	SO	WP	BK
1998	Arizona (DSL)	1	0	4.50	13	0	0	0	4	1	14.0	8	7	7	3	1	8	0	21	2	0
1999	Arizona (R)	0	0	3.21	8	0	0	0	6	2	14.0	12	5	5	1	0	3	0	17	2	1
	High Desert	0	0	0.00	2	0	0	0	2	0	3.0	1	0	0	0	0	2	0	3	0	0
	Missoula	0	1	7.98	13	0	0	0	6	2	14.2	22	17	13	2	0	9	0	14	4	0
2000	Monterrey (MX)	3	2	6.28	37	0	0	0	5	1	38.2	38	27	27	2	2	32	1	50	6	1
2001	Sarasota	0	1	1.21	12	0	0	0	10	2	29.2	13	7	4	0	0	12	0	27	2	0
	Trenton	1	3	5.84	29	0	0	0	4	0	37.0	56	35	24	4	4	20	1	27	6	0
2002	Sarasota	7	7	3.65	23	23	1	1	0	0	120.2	105	53	49	10	6	52	1	95	5	1
	Trenton	1	2	5.50	4	4	0	0	0	0	18.0	17	12	11	0	2	9	0	15	3	0
2003	Portland	6	3	2.80	22	20	0	0	1	1	99.2	87	39	31	6	5	36	0	102	8	1
	Pawtucket	1	2	3.75	5	5	0	0	0	0	24.0	27	14	10	0	0	12	0	17	2	1
2004	Indianapolis	5	6	4.52	20	20	0	0	0	0	85.2	80	45	43	9	8	36	1	86	5	2
	MILWAUKEE	0	3	6.35	5	5	0	0	0	0	22.2	29	20	16	1	1	14	0	5	3	0
2005	MILWAUKEE	2	2	4.46	38	0	0	0	13	0	42.1	48	23	21	1	0	38	4	42	6	0
2006	MILWAUKEE	2	2	8.60	18	3	0	0	4	0	30.1	32	30	29	4	1	22	1	31	4	0
	Huntsville	3	1	2.40	6	6	0	0	0	0	30.0	31	12	8	1	1	3	0	23	2	0
	KANSAS CITY	3	4	5.18	10	10	0	0	0	0	48.2	49	29	28	10	1	32	0	36	2	1
2007	KANSAS CITY	8	12	5.82	26	23	0	0	1	0	130.0	160	88	84	20	3	53	6	82	4	1
	Wichita	0	1	11.12	3	2	0	0	1	0	5.2	10	8	7	3	0	4	0	7	2	0
2008	COLORADO	10	8	4.92	28	23	0	0	0	0	130.0	128	77	71	13	7	62	3	128	14	1
	Omaha	3	0	1.64	4	4	0	0	0	0	22.0	18	4	4	0	0	7	0	23	0	0
2009	COLORADO	16	9	4.38	33	32	0	0	0	0	185.0	172	95	90	20	9	83	3	193	12	1
2010	Colo. Springs	1	2	5.52	3	3	0	0	0	0	14.2	17	10	9	1	0	4	0	15	0	0
	COLORADO	8	7	4.22	20	20	0	0	0	0	121.2	105	62	57	15	5	55	4	113	9	1
2011	COLORADO	5	2	3.51	10	10	1	0	0	0	59.0	48	25	23	4	2	22	0	52	6	1
2012	Modesto	0	0	4.76	2	2	0	0	0	0	5.2	7	4	3	0	0	3	0	7	0	0
	Tulsa	0	0	9.00	2	2	0	0	0	0	5.0	8	5	5	0	0	3	0	5	1	0
	Colo. Springs	0	1	9.45	2	2	0	0	0	0	6.2	9	8	7	3	1	3	0	5	0	0
	Grand Junction	0	0	0.00	1	1	0	0	0	0	3.0	3	0	0	0	0	0	0	5	0	0
	COLORADO	0	2	9.28	3	3	0	0	0	0	10.2	17	14	11	5	0	2	0	6	2	0
Major League Totals		54	51	4.96	191	129	1	0	18	0	780.1	788	463	430	93	29	383	21	688	62	6
Minor League Totals		29	30	3.91	174	94	1	1	34	8	553.0	531	285	240	43	28	226	3	514	44	6
Mexican League Totals		3	2	6.28	37	0	0	0	5	1	38.2	38	27	27	2	2	32	1	60	6	1

WORLD BASEBALL CLASSIC RECORD

Year	Team	W	L	ERA	G	GS	CG	SHO	GF	SV	IP	H	R	ER	HR	HB	BB	IBB	SO	WP	BK
2006	Mexico	0	0	0.00	3	0	0	0	0	0	3.1	2	0	0	0	1	2	0	3	0	0

CAREER BATTING

Year	Team	AVG	G	AB	R	H	TB	2B	3B	HR	RBI	SH	SF	HB	BB	IBB	SO	SB	CS	GDP	SLG	OBP
2008	COLORADO	.150	28	40	2	6	6	0	0	0	6	4	1	0	0	0	14	0	0	0	.150	.146
2009	COLORADO	.123	32	57	3	7	9	2	0	0	3	5	0	0	1	0	30	0	0	0	.158	.138
2010	COLORADO	.171	20	41	3	7	9	2	0	0	4	3	0	0	0	0	15	0	0	1	.220	.391
2011	COLORADO	.238	10	21	1	5	5	0	0	0	3	2	0	0	0	0	10	0	0	0	.238	.238
2012	COLORADO	.400	3	5	0	2	2	0	0	0	1	0	0	0	0	0	1	0	0	0	.400	.400
Totals		.150	117	180	9	27	31	4	0	0	17	15	1	0	1	0	81	0	0	1	.172	.154

NATIONAL LEAGUE TEAMS WITH FIVE 10-GAME WINNERS
(STARTING PITCHERS) SINCE 2006**2012 Giants**

Madison Bumgarner (16-11)
 Matt Cain (16-5)
 Barry Zito (15-8)
 Ryan Vogelsong (14-9)
 Tim Lincecum (10-15)

2009 Rockies

Jorge De La Rosa (16-9)
 Jason Marquis (15-13)
 Ubaldo Jimenez (15-13)
 Aaron Cook (11-6)
 Jason Hammel (10-8)

2011 Brewers

Yovani Gallardo (17-10)
 Zack Greinke (16-6)
 Shaun Marcum (13-7)
 Randy Wolf (13-10)
 Chris Narveson (11-8)

2006 Marlins

Josh Johnson (12-7)
 Scott Olsen (12-10)
 Dontrelle Willis (12-12)
 Ricky Nolasco (11-11)
 Anibal Sanchez (10-3)



77 COREY DICKERSON OF

Ht: 6-1 Wt: 205 B/T: L/R Age: 23/24
 Born: May 22, 1989 in McComb, MS Residence: McComb, MS
 Major League Service: 0.000 Contract: Through 2013
 Obtained: Selected in the 8th round of the 2010 Draft out of Meridian CC (MS)

COLORADO

DICKERSON

HIGHLIGHTS

Has made four stops in three season in the organization...named a **California League All-Star** and **Arizona Fall League Rising Star** in 2012...following the season named the **13th-best prospect within the Rockies organization by Baseball America** and a **MiLB.com Organization All-Star Honorable Mention**...batted a combined .304 clip (154-for-506) in 2012 which was the seventh-best average in the Rockies organization, while his home runs (22) was fourth-best and his RBIs (81) was fifth-best.

2012

- Spent all of 2012 splitting time between High-A Modesto and Double-A Tulsa...has made four stops in three years with-in the organization.
- Hit a combined .304 (154-for-506) at the two levels with 40 doubles, 7 triples, 22 home runs, 88 RBI and 83 runs in 127 games.
- His .304 clip was the seventh-best average in the Rockies organization, while his home runs (22) was fourth-best and his RBIs (81) was fifth-best.
- Following the season was named to the Arizona Fall League Rising Stars game and finished the AFL season by hitting .364 (24-for-66 in 17 games for the Salt River Rafterers.
- Began the season on a 14-game hit streak with Modesto and played in 60 total games, 48 of them in the outfield, before being promoted to Tulsa on 6/9...named a California League All-Star for his .338 (81-for-240) average in the first half...24 doubles, 4 triples, 9 home runs, 43 RBI and 43 runs scored.
- Was 20-for-53 (.377) against lefthanders and 61-for-187 (.326) vs. righthanders in the Texas League...8 of his 9 home runs in the TEX came against right-handed pitching.
- After his call-up to Double-A Tulsa, batted .311 (19-for-61) against left-handed pitching compared to a .263 clip (54-for-205) against right-handed pitching.
- Had virtually the same batting average at home as he did on the road while at Tulsa...hit .274 (37-for-135) in 35 home games and hit .275 (36-for-131) in 32 road games.
- Following the season named the 13th-best prospect within the Rockies organization by Baseball America and a MiLB.com Organization All-Star Honorable Mention

2011: In his second professional season spent the entire year with Low-A Asheville as the every day left fielder...also saw time as the designated hitter and in right field...was named the South Atlantic League Player of the Week (7/4-10)...finished the season with the fourth-best slugging percentage in all of the Minor Leagues and tied for fourth in the Minors in home runs...was first in the SAL in home runs, slugging and HR/AB ratio (11.97), second in extra-base hits (64) and tied third in RBI...on 6/3 vs. August, he drove in 10 runs via three home runs in the Tourists' win, it was tied for the most RBI in a single game in the SAL history, a record that stood for 33 years...prior to the 6/3 game he had never homered more than once in a game and had never collected more than four RBI.

2010: Spent his first professional season with Rookie Level Casper as an everyday left fielder...led the Ghosts in doubles, triples, home runs, RBI, slugging percentage and OPS...also finished second on Casper in average, games, at-bats, runs, hits, stolen bases and walks...was named to the Pioneer League All-Star Team...led the PL in RBI, extra-base hits (44), total bases (175) and intentional walks, was second in doubles, slugging and triples, third in home runs and hits and sixth in batting average...hit .364 (76-for-209) vs. righties and .299 (20-for-67) vs. lefties...his .348 average was the second-highest in the Rockies system...was rated as the 26th-best prospect in the Rockies system by *Baseball America*.

PERSONAL: Signed by Rockies scout Damon Iannelli.

DICKERSON'S CAREER RECORD

Year	Team	AVG	G	AB	R	H	2B	3B	HR	RBI	SAC	SF	HBP	BB	IBB	SO	SB	CS	GIDP	OBP	SLG
2010	Casper	.348	69	276	54	96	22	9	13	61	0	1	3	28	5	51	12	6	4	.412	.634
2011	Asheville	.282	106	383	78	108	27	5	32	87	0	5	8	39	0	99	9	6	5	.356	.629
2012	Modesto	.338	60	240	43	81	24	4	9	43	4	0	1	25	5	42	9	5	3	.396	.583
2012	Tulsa	.274	67	266	40	73	16	3	13	38	3	0	2	18	1	51	7	3	2	.322	.504
Minor League Totals		.307	302	1165	215	358	89	21	67	229	13	0	14	110	11	243	37	20	14	.370	.592

RAISED AS ROCKIES

<u>Player</u>	<u>Draft</u>	<u>MLB Debut</u>
Mark Thompson	1992	7/26/94
Jason Bates	1992	4/26/95
Roger Bailey	1992	4/27/95
Juan Acevedo	1992	4/30/95
Bryan Rekar	1993	7/19/95
Craig Counsell	1992	9/17/95
Quinton McCracken	1992	9/17/95
Garvin Alston	1992	6/6/96
Jamey Wright	1993	7/3/96
Angel Echevarria	1992	7/15/96
John Burke	1992	8/13/96
Neifi Perez	1992 FA	8/31/96
Terry Jones	1993	9/8/96
John Thomson	1993	5/11/97
Todd Helton	1995	8/2/97
Mike Saip	1994	6/25/98
Mark Brownson	1993	7/21/98
Mark Strittmatter	1992	9/3/98
Derrick Gibson	1993	9/8/98
Edgard Clemente	1993	9/10/98
Lariel Gonzalez	1993 FA	9/22/98
David Lee	1995	5/22/99
Luther Hackman	1994	9/1/99
Ben Petrick	1995	9/1/99
Craig House	1999	8/6/00
Juan Pierre	1998	8/7/00
Elvis Peña	1993 FA	9/2/00
Juan Uribe	1997 FA	4/8/01
Shawn Chacon	1996	4/29/01
Jason Jennings	1999	8/23/01
Aaron Cook	1997	8/10/02
Cory Vance	2000	9/21/02
Jason Young	2000	5/12/03
Rene Reyes	2000 FA	7/22/03
Chin-hui Tsao	1999 FA	7/25/03
Garrett Atkins	2000	8/3/03
Clint Barmes	2000	9/5/03
Matt Holliday	1998	4/16/04
Brad Hawpe	2000	5/1/04
Scott Dohmann	2000	5/15/04
Choo Freeman	1998	6/4/04
Jeff Francis	2002	8/25/04
Jeff Baker	2002	4/4/05
Cory Sullivan	2001	4/4/05
Ryan Speier	2001 FA	4/4/05
Ryan Shealy	2002	6/14/05
Ryan Spilborghs	2002	7/16/05

<u>Player</u>	<u>Draft</u>	<u>MLB Debut</u>
Mike Esposito	2002	9/21/05
Alvin Colina	1998 FA	9/18/06
Manuel Corpas	1999 FA	7/18/06
Justin Hampson	1999	9/10/06
Chris Iannetta	2004	8/27/06
Troy Tulowitzki	2005	8/30/06
Jeff Salazar	2002	9/7/06
Juan Morillo	2001 FA	9/24/06
Ubaldo Jimenez	2001 FA	9/26/06
Alberto Arias	2000 FA	5/1/07
Darren Clarke	2000	5/18/07
Sean Barker	2002	6/6/07
Ian Stewart	2003	8/11/07
Franklin Morales	2002 FA	8/18/07
Joe Koshansky	2004	9/1/07
Josh Newman	2004	9/12/07
Seth Smith	2004	9/16/07
Jayson Nix	2001	4/1/08
Jonathan Herrera	2002 FA	4/30/08
Greg Reynolds	2006	5/11/08
Doug Bernier	2002	6/17/08
Steven Register	2004	8/4/08
Dexter Fowler	2004	9/2/08
Matt Daley	2004 FA	4/25/09
Jhoulys Chacin	2004 FA	7/25/09
Eric Young, Jr.	2003	8/25/09
Esmil Rogers	2003 FA	9/12/09
Chris Nelson	2004	6/19/10
Matt Reynolds	2007	8/19/10
Samuel Deduno	2003 FA	8/27/10
Michael McKenry	2006	9/8/10
Edgmer Escalona	2004 FA	9/10/10
Alan Johnson	2005 FA	4/17/11
Juan Nicasio	2006 FA	5/28/11
Rex Brothers	2009	6/6/11
Charlie Blackmon	2008	6/7/11
Cole Garner	2003	7/4/11
Jordan Pacheco	2007	9/6/11
Wilin Rosario	2006 FA	9/6/11
Tommy Field	2008	9/11/11
Hector Gomez	2004 FA	9/16/11
Edwar Cabrera	2008 FA	6/27/12
Josh Rutledge	2010	7/13/12
Rob Scahill	2009	9/11/12
Rafael Ortega	2008 FA	9/30/12

Purple Bold indicates player is a member of organization



61 EDGMER ESCALONA RHP

Ht: 6-4

Wt: 235

B/T: R/R

Age: 26/27

Born: Oct. 6, 1986 in La Guaira, VZ

Residence: La Guaira, VZ

Major League Service: 1.000

Contract: Through 2013

Obtained: Signed as non-drafted free agent on September 8, 2004



ESCALONA

HIGHLIGHTS

26-year-old is participating in his fourth Major League camp in 2013...owned a 2.57 ERA (14.0 ip, 4 er) in Septmeber/October of 2012, and finished 2012 with 7.0 scoreless innings pitched...allowed just 5 earned runs in 25.2 innings pitched across 14 games for the Rockies in 2011...made Major League debut 9/10/10 vs. ARI in a hitless 1.0 inning outing...has split each of the last three seasons (2010-2012) between Triple-A Colorado Springs and in the Majors with the Rockies...rated as the Rockies 27th-best prospect prior to the 2011 season by *Baseball America*...pitched as a set-up man at both Single-A Modesto and Double-A Tulsa in 2009, a combined 2.47 ERA between the two stops.

2012

- Escalona made a career-high 22 appearances for the Rockies in 2012...he also set a career-high with 21 strikeouts...tossed at least 1.0 inning in 17 of his 22 appearances.
- Throughout the 2012 season, Escalona made two stints for the Rockies...he was recalled for the first time 4/17 and optioned 5/8...was recalled for the final time on 8/4 and spent the remainder of the season with the Rockies despite spending time on the 15-day disabled list from 8/11-9/2 with right elbow inflammation.
- Was issued his first career loss 5/4 vs. ATL after allowing two runs on two hits over 1.0 inning, was the first decision of his career.
- Finished the season with five scoreless outings, allowing just five hits and one walk while striking out four over 7.0 innings from 9/22-10/3.
- Made 32 appearances for Triple-A Colorado Springs, his third straight season with at least 30 appearances for the Sox...second-best ERA (2.93) among Sox pitchers with at least 20 appearances, as well as the second-lowest opponent batting average (.240)...one of three Sox pitchers with no starts to post at least 40 strikeouts...had the third-most saves (5) on the Sox.
- Escalona was at his best after he returned from the DL...posted a 2.57 ERA (14.0 ip, 4 er) in 13 outings in September/October.
- Held opponents to a .264 (23-for-87) average against, including lefties at .242 (8-for-33) and righties at .278 (15-for-54)...in his career, opponents have batted just .221 (44-for-199) against Escalona in his 41 Major League games.

2011: Began the 2011 season with Triple-A Colorado Springs where he was used in late-inning relief...was recalled by the Rockies for a spot relief outing 7/1 vs. KC...allowed just one hit in 1.0 inning in that appearance...spent the rest of the season at Colorado Springs where he finished with a 3-1 record and a 3.18 ERA (39.2 ip, 14 er) in 34 appearances...struckout 40 compared to walking 11 and held opponents to a .241 batting average...the .241 opponent average was the lowest among all Sky Sox pitchers...his 1.16 WHIP was the fewest among all Sky Sox pitchers...made his second appearance on the Rockies after being recalled 7/31...made two scoreless appearances 7/31 and 8/2 before allowing five runs on 11 hits over four outings from 8/5-19...was placed on the 15-day DL 8/23 with a strained right rotator cuff...missed 14 games while the Rockies went 6-8 in those 14 games while he was on the DL...came off the DL 9/9 and made his first appearance that night vs. CIN, allowed just one hit in 1.0 ip and struckout one...in his final seven outings after being reinstated from the disabled list he allowed just three hits and two walks (both intentional) and struckout five over 8.0 innings for his career-high scoreless inning streak...over his final four outings, Escalona allowed just one base runner, an intentional walk, over 5.0 innings...he struckout four over those 5.0 innings and lowered his season ERA from 2.18 to 1.75.

2010: Made his Major League debut with 1.0 inning outing 9/10 vs. ARI getting three fly outs on just eight pitches...finished three of the four games he pitched in...also allowed just one run in his four outings after being recalled 8/27...held opponents to a .190 (4-for-21) average in his five appearances...tossed at least 1.0 inning in each outing...was rated by *Baseball America* as the 27th-best prospect in the Rockies system following the season.

2009: Began his season with Single-A Modesto, working as the club's primary set-up man from the beginning of the season to mid-June, when he was transferred to Double-A Tulsa...had 34 strikeouts and just 9 walks in his 28 games with

2011

HIGHS AND LOWS

CAREER

2, 4x, last: September 25 vs. CHC	Strikeouts	5, August 19, 2011 vs. LAD
4, August 4 vs. SF	Hits	7, August 5, 2011 vs. WAS
4, August 4 vs. SF	Runs	4, August 4, 2012 vs. SF
4, August 4 vs. SF	Earned Runs	4, August 4, 2012 vs. SF
2, September 20 at SF	Home Runs	2, September 20, 2012 at SF
1, 7x, last: October 3 at ARI	Walks	2, 2x, last: September 30, 2011 at STL
2.0, September 25 vs. CHC	Innings (Reliever)	4.1, August 5, 2011 vs. WAS
7.0, September 22-October 3	Scoreless Inning Streak	8.1, September 29, 2010-August 2, 2011
None	Win Streak	None
None	Losing Streak	None

ESCALONA CONTINUED

Modesto...after the promotion to Tulsa in June, took over as a top set-up man in the bullpen...went 1-2 with 4 saves and a 2.45 ERA (36.2 ip, 10 er) in 31 games for the Drillers...also recorded 32 strikeouts and just 11 walks in 31 games...did not allow a run in his first eight appearances with the Drillers following his promotion...on the season he recorded 66 strikeouts in 69.1 ip, while issuing just 18 walks...opponents hit just .221 (58-for-263) against him on the season...following the season was added to the Rockies 40-man roster for the first time...rated as the Rockies 20th-best prospect in the organization by *Baseball America*, the first time in which the publication has ranked him a top 30 prospect.

2008: In his first full professional season he spent the entire season with Single-A Asheville...was one of five Tourists relievers to post a sub-3.50 ERA (3.22)...his 44 appearances were third-most on the team...allowed just 2 earned runs over a 2 month/18 game stretch from May-June (27.2 ip).

2007: Went 1-1 with one save and a 4.05 ERA in his first season with Rookie Level Casper...made 18 relief appearances, fourth-most on the team...allowed earned runs in 4 of his 18 appearances, including a season high 6 earned 7/25 at Helena...did not allow an earned run over final 6 appearances (14.2 ip).

2006: Spent second straight season in Colorado's Dominican Summer League, going 0-2, 7.11 (19.0 ip, 15 er) in 14 games...tossed more than 1.0 inning in 8 outings and held the opposition scoreless 7 times.

2005: In first season in DSL, went 2-2 with team-best 1.64 ERA (38.1 ip, 7 er) in 20 relief appearances.

PERSONAL: Signed by Rockies scouts Rolando Fernandez, Orlando Medina and Frank Cartaya.

ESCALONA'S CAREER RECORD

Year	Team	W	L	ERA	G	GS	CG	SHO	GF	SV	IP	H	R	ER	HR	HB	BB	IBB	SO	WP	BK
2005	DSL Rockies	2	2	1.64	20	0	0	0	8	2	38.1	28	9	7	1	3	9	1	13	2	0
2006	DSL Rockies	0	2	7.11	14	0	0	0	3	0	19.0	22	15	15	1	3	11	0	17	1	0
2007	Casper	1	1	4.05	18	0	0	0	8	1	26.2	22	17	12	1	1	13	1	20	3	0
2008	Asheville	6	2	3.22	44	0	0	0	17	1	78.1	71	32	28	9	6	18	0	79	5	1
2009	Modesto	2	0	2.48	28	0	0	0	7	0	32.2	25	10	9	3	2	7	0	34	3	0
	Tulsa	1	2	2.45	31	0	0	0	15	4	36.2	33	12	10	5	3	11	0	32	1	0
2010	Colo. Springs	3	5	6.00	57	0	0	0	18	1	69.0	66	47	46	17	4	4	2	2	1	0
	COLORADO	0	0	1.50	5	0	0	0	2	0	6.0	4	1	1	0	0	4	2	2	1	0
2011	Colo. Springs	3	1	3.18	34	0	0	0	11	1	39.2	35	14	14	4	3	11	1	40	5	1
	COLORADO	0	0	1.75	14	0	0	0	5	0	25.2	17	5	5	3	0	7	2	14	0	0
2012	Colo. Springs	3	3	2.93	32	0	0	0	14	5	40.0	37	18	13	2	1	17	0	40	3	1
	COLORADO	0	1	6.04	22	0	0	0	6	0	22.1	23	16	15	5	1	7	1	21	2	0
Major League Totals		0	1	3.50	41	0	0	0	13	0	54.0	44	22	21	8	1	18	5	37	3	0
Minor League Totals		21	18	3.64	278	0	0	0	101	15	380.1	339	174	154	43	26	129	6	349	29	7

CAREER TRANSACTIONS

- 2009: Contract selected from Double-A Tulsa, 11/20.
- 2010: Optioned to Triple-A Colorado Springs, 3/15...recalled from Triple-A Colorado Springs, 9/7.
- 2011: Optioned to Triple-A Colorado Springs, 3/14...recalled from Triple-A Colorado Springs, 7/1...optioned to Triple-A, 7/2...recalled from Triple-A, 7/31...placed on 15-day disabled list with strained right rotator cuff, 8/23...removed from 15-day DL, 9/9.
- 2012: Optioned to Triple-A Colo. Springs, 4/1...recalled from Triple-A, 4/17...optioned to Triple-A, 5/8...recalled from Triple-A, 8/4...on disabled list with right elbow inflammation, 8/11-9/2.

CAREER BATTING

Year	Team	AVG	G	AB	R	H	TB	2B	3B	HR	RBI	SH	SF	HB	BB	IBB	SO	SB	CS	GDP	SLG	OBP
Totals		.000	36	3	0	0	0	0	0	0	0	1	0	0	0	0	3	0	0	0	.000	.000

CAREER FIELDING

PITCHER	PCT	G-GS	PO	A	E	TC	DP
Totals	1.000	41-0	2	6	0	8	1

ROCKIES SNOW / RAINOUTS (52)

*NLDS playoff game

Date	Opponent	Cause	Date	Opponent	Cause	Date	Opponent	Cause
4/12/93	NEW YORK	rain	4/11/99	at Los Angeles	rain	7/27/07	LOS ANGELES-NL	rain
9/13/93	HOUSTON	snow	4/14/99	SAN DIEGO	snow	4/10/08	ATLANTA	snow
4/10/94	at Pittsburgh	rain	4/16/99	ATLANTA	snow	8/6/08	WASHINGTON	rain
4/30/94	at Chicago	rain	4/15/00	ST. LOUIS	snow	7/29/09	at New York-NL	rain
4/1/96	at Philadelphia	rain	4/24/00	at St. Louis	rain	8/15/09	at Florida	rain
4/13/96	NEW YORK-NL	snow	5/7/00	at San Francisco	rain	10/10/09	PHILADELPHIA*	snow
5/15/96	at Cincinnati	rain	5/18/00	at New York-NL	rain	4/23/10	FLORIDA	rain
5/26/96	CINCINNATI	rain	6/16/00	ARIZONA	rain	5/11/10	PHILADELPHIA	rain
4/10/97	CINCINNATI	snow	7/16/00	OAKLAND	rain	5/12/10	PHILADELPHIA	rain
4/11/97	MONTREAL	snow	6/13/01	SEATTLE	rain	5/14/10	WASHINGTON	rain
6/6/97	FLORIDA	rain	5/7/03	at Atlanta	rain	4/3/11	ARIZONA	rain
7/18/97	at Chicago	rain	6/6/03	KANSAS CITY	rain	4/12/11	at New York-NL	rain
9/4/97	ST. LOUIS	rain	4/30/04	ATLANTA	snow	4/27/11	at Chicago-NL	rain
4/15/98	LOS ANGELES	rain	5/12/04	PITTSBURGH	rain	5/11/11	NEW YORK-NL	rain
4/17/98	ATLANTA	snow	8/18/04	NEW YORK-NL	rain	4/23/12	at Pittsburgh	snow
5/1/98	at New York-NL	rain	9/21/04	ARIZONA	rain	9/8/12	at Philadelphia	rain
7/22/98	CINCINNATI	rain	4/27/05	FLORIDA	snow			
8/17/98	at New York-NL	rain	4/28/05	FLORIDA (DH)	snow			



24 DEXTER FOWLER OF

Ht: 6-4 Wt: 190 B/T: S/R Age: 26
 Born: March 22, 1986 in Atlanta, GA Residence: Roswell, GA
 Major League Service: 2.168 Contract: Through 2014
 Obtained: Selected in the 14th round of 2004 Draft out of Milton (GA) HS

COLORADO

FOWLER

HIGHLIGHTS

Coming off a 2012 season in which he set career-highs in games (143), hits (136), home runs (13), RBI (53), batting average (.300), on-base percentage (.389) and slugging percentage (.474)...his 37 extra-base hits following the 2011 All-Star break were the third-most in the NL...owns the Rockies all-time career triples record with 50...his 50 triples since 2009 are the most in the Majors...his 509 career games played in center field is by far the most in franchise history...set Colorado rookie records for stolen bases (27) and walks (67) in 2009...tied modern day (since 1900) rookie record with 5 stolen bases vs. SD on April 27, 2009...named by *Baseball America* as the top prospect in the Rockies system as well as the organization's best athlete heading into the 2009 season...notched first career hit off Colorado native Will Ohman on Sept. 10, 2008 at Atlanta...was the starting center fielder during the 2008 All-Star Futures Game at Yankee Stadium...won a bronze medal as a member of Team USA at the 2008 Summer Olympic Games in Beijing, China.

CAREER

- Leads the Rockies all-time in games played in center field (509) and triples (50)...his 1,064 career putouts are already the fifth-most by an outfielder in franchise history as well.
- Fowler led Colorado in hits (78), runs (51), doubles (10), triples (10), walks (37), extra-base hits (37) and total bases (135) after the All-Star break in 2011...since the 2011 All-Star break, he is batting .295 (214-for-725) with 40 doubles, 21 triples, 18 home runs, 80 RBI, 123 runs, a .295 average and an .869 OPS (.386 OBP, .483 SLG) in 211 games.
- Had nearly two identical statistical seasons in 2009 and 2010, playing in nearly the same amount of games (135 in '09, 132 in '10), nearly same amount of at-bats (433 to 439), hits (115 to 114) and batting average (.266 to .260).
- Fowler set the Rockies single-season triples record in two-straight seasons, and his 15 in 2011 are the new franchise benchmark for the category (14 triples in 2010).
- Has collected 260 walks over the past four seasons, which is the most on the club, ahead of Todd Helton (254 walks) during that time span...his .366 on-base percentage since 2009 is the fourth-best mark among Rockies qualifiers, trailing only Helton (.383), Troy Tulowitzki (.375) and Carlos Gonzalez (.368).
- A 2009 NL Rookie of the Year candidate (finished with one third-place vote), Fowler finished among the rookie league leaders in runs, doubles, triples, extra-base hits, stolen bases and walks.
- Shattered Rox rookie record with 27 stolen bases (ahead of Quinton McCracken, 17 SB in 1996); also finished the first half of the season with 19 doubles, the most ever by a Rox rookie (Matt Holliday had 18 doubles in first half of 2004).
- Switch-hitter has batted .289 (165-for-571) from the right side and .263 (332-for-1262) from the left side in his career...however, Fowler owns a higher slugging percentage from the left side (.429) than the right side (.424)
- Started all four games of 2009 NLDS vs. Philadelphia (hit from leadoff spot in Game 1).

2012

- Had his most productive MLB season to date, setting career-high marks in the following categories: games (143), hits (136), home runs (13), RBI (53), walks (68, tied 2011), average (.300), on-base percentage (.364) and slugging percentage (.474)...hit .315 (45-for-143) from the right side and .293 (91-for-311) from the left side.
- Set Rockies career triples record in 2012, now has 50 career triples (Neifi Perez 2nd w/ 49)...his 50 triples since first full season in 2009 are the most in the Majors (Shane Victorino 2nd w/ 46)...50th triple came in 503rd game...Elias: only player who debuted in MLB after World War II to reach 50 triples as fast as Fowler is Garry Templeton (487th game in 1979).
- His .389 on-base percentage was the 6th-best mark in the NL...was one of 14 NL players to hit .300 or better... .863 OPS was 12th in the NL...his .863 OPS was the 4th-highest among MLB center fielders and only Andrew McCutchen (.953) finished the season with a higher mark in the NL.

2012

HIGHS AND LOWS

CAREER

4, May 28 vs. HOU (G2)	Hits	4, 2x, last: May 28, 2012 (G2) vs. HOU
1, 13x, last: September 1 vs. SD	Home Runs	2, September 5, 2011 vs. ARI
4, September 1 vs. SD	RBI	4, 2x, last: September 1 vs. SD
9, 2x, last: June 20-28	Hit Streak	9, 2x, last: June 20-28, 2012
3, May 28 vs. HOU (G2)	Runs	3, 8x, last: May 28, 2012 vs. HOU (G2)
2, 3x, last: September 9 at PHI	Doubles	3, August 13, 2009 vs. PIT
1, 11x, last: August 3 vs. SF	Triples	2, 3x, last: August 29, 2010 vs. LAD
9, May 28 vs. HOU (G2)	Total Bases	10, September 5, 2011 vs. ARI
3, September 19 at SF	Walks	4, July 4, 2010 vs. SF
4, 2x, last: July 21 at SD	Strikeouts	4, 6x, last: July 21, 2012 at SD
1, 12x, last: August 20 at NYM	Stolen Bases	5, April 27, 2009 vs. SD

- Led the Major Leagues with his .379 (50-for-132) batting average in the 7th inning or greater...had 23 of his 53 RBI in that situation...also hit .298 (28-for-94) with runners in scoring position.
- Had two leadoff home runs, 5/28 vs. HOU (game 2) and 7/18 vs. PIT...now has four career leadoff homers.
- Notched his first two career pinch-hit home runs in 2012, a week apart, on 5/20 vs. SEA and 5/27 at CIN.

2011: Started his third full Major League season as the Rockies starting center fielder...tied his career-high hitting at a .266 (128-for-481) clip with an on-base percentage at .363 (both also in 2009)...added a career-high with 15 triples, 45 RBI, 84 runs, 35 doubles, 68 walks, a .432 slugging percentage, 128 hits and 481 at-bats...began the season hitting .238 (50-for-210) with 13 doubles, 5 triples and 18 RBI while striking out 66 times and walking 31 times before being placed on the 15-day disabled list with an abdominal strain...would be removed from the disabled list and optioned to Triple-A Colorado Springs on 6/20...in 24 games for the Sky Sox, he hit .237 (23-for-97) with 6 doubles, a triple, 2 home runs and 9 RBI before being recalled back to the Rockies on 7/15, where he would spend the remainder of the season...following his promotion back to the Majors, Fowler finished the season as one of the Rockies most productive hitters, and he led Colorado in several categories from the All-Star break through the end of the season, including: hits (78), runs (51), doubles (10), triples (10), walks (37), extra-base hits (37) and total bases (135)...Fowler's 10 triples after the 2011 ASB were the most in the Majors, and his 15 triples in 2011 were the third-most in MLB...Fowler's 39 triples since the beginning of 2009 are tied with the Phillies' Shane Victorino for the most in MLB...his 37 extra-base hits after the All-Star break were the third-most in the NL...finished the season with one of the highest batting averages with runners in scoring position among Rockies...his .304 (29-for-92) average with RISP fell behind only Gonzalez (.339), Iannetta (.310) and Tulowitzki (.305)...Fowler has combined to bat .317 (53-for-167) with 68 RBI with runners in scoring position over the last two seasons...hit two home runs on 9/5, one from right side of the plate and the other from the left side...Fowler is just the second Rockies player in franchise history to hit a home run from each side of plate (Miles - 4/14/04)...set the Rockies franchise record for triples (15) for the second-straight season...his 39 triples are already third on the Rockies all-time list...in his final 64 games of the season (since 7/19), Fowler reached base safely in 56 of those games, including twice in 40 of the 64...Fowler had a hit in 47 of the 64 games and collected multiple hits in 24 of those 64.

2010: In his sophomore season in the Majors with Colorado became the Rockies regular center fielder after the All-Star break after spending nearly a month at Triple-A Colorado Springs from late May to late June...began the season on the Rockies active roster for the second straight season...batted .216 (30-for-139) with nine extra-base hits (5 2B, 3 3B, 1 HR) through the end of May before being optioned to Triple-A on 5/31...spent 27 games with Colorado Springs Sky Sox and hit .340 (36-for-106) with 10 doubles, four triples, two home runs and 13 RBI before being recalled on 6/29...he would spend the remainder of 2010 on the Rockies active roster...hit at least .275 in each of the final three-plus months of the season...hit a season-best .287 (25-for-87) in July...had seven doubles, four triples and two home runs in 26 games during the month of July...would finish the season's second-half batting .280 (70-for-250) with 12 doubles, 7 triples, 4 home runs and 26 RBI in 73 games...led the Majors with his 14 triples in 2010...his 14 triples in 2010 set a new Colorado single-season record, passing the previous record of 11 triples done four times (most recently Juan Pierre and Juan Uribe in 2001)...collected 24 triples over his first two MLB seasons...his 24 triples from 2009-10 tied Stephen Drew for the most three-baggers among MLB players...the switch-hitter had a tale of two seasons from both sides of the plate...from the beginning of the season through 7/2 Fowler batted .353 (18-for-51) from the right side of the plate, then from 7/3 to the end of the season, Fowler hit just .214 (22-for-103) from the right side...he batted just .173 (18-for-104) on the left side of the plate from the beginning of 2010 through 7/2, then turned it around from 7/3 through the end of the season by batting .309 (56-for-181) from the left side...batted .333 (25-for-75) with 31 RBI with runners in scoring position in 2010...hit .436 (17-for-39) with RISP after the All-Star break...only Carlos Gonzalez (.350) had a higher average with RISP among Rockies regulars in 2010...finished the season with a .996 fielding percentage...that was the highest fielding percentage among NL center fielders...Fowler made just one error in 120 games and 242 total chances in 2010.

2009: Finished first full season in the Majors with .266 avg., 29 doubles, 10 triples, 4 home runs, 34 RBI and 27 stolen bases...was fifth in NL in triples and tied sixth in steals...switch-hitter slugged .372 (2 HR) vs. lefties and .482 (2 HR) vs. righties...finished the season 21-for-last-52 (.404 AVG, .456 OBP, .558 SLG) from the right side...played the most games by a Rox rookie since Troy Tulowitzki (155) in 2007...shattered club rookie record with 27 stolen bases (ahead of Quinton McCracken, 17, in '96); 18th steal in his 78th game 7/9 vs. ATL...finished first half with 19 doubles - most ever by Rox rookie (ahead of Matt Holliday, 18 in 2004)...among switch-hitting Rox rookies all-time, Fowler owns the records for most doubles and walks...averaged 7.33 plate appearances per walk, the best mark ever by a Rox rookie (ahead of Todd Helton's 7.34 mark in 1998)...struck out 116 times, the second-most by a Rox rookie (Tulowitzki, 130 in 2007)...two of his home runs were against ARI, both off LHP Doug Davis...was on the Opening Day roster for the first time in his career at 23 years, 15 days old...he homered from each side of the plate in his first four games (no career homers entering '09)...hit leadoff home run on first pitch he saw 4/8 at ARI; marked first career home run, Rockies first leadoff home run since Willy Taveras on 6/7/07 vs. HOU...tied a modern-day rookie record (since 1900) with five stolen bases against the Padres on 4/27; the last rookie with five steals in one game was the Padres' Damian Jackson in 1999 (6/28/99 vs. COL)...at All-Star break, led NL rookies in walks (35), runs (35), SB (14), second in hits (61) and tied first in doubles.

2008: Began the season with Tulsa as the club's everyday center fielder before being called up to the Majors 8/2...before being called up to Colorado, represented Team USA at the Beijing Olympics in August...finished with a .154 average (4-for-26) and 3 runs scored in 13 games of big league action...added to the 40-man roster for the first time in his career when the club purchased his contract from Double-A Tulsa 8/2...did not appear in any games for the Rockies until 8/10...played the field in 9 games for the Rockies, starting 5 games, all in centerfield...batted from the leadoff spot in his first 2 starts (9/10 at ATL, 9/14 vs. LAD) before batting 8th in his final 3 starts...switch-hitter recorded all 4 hits left-handed (4-for-11)...made MLB debut as a pinch runner in the 10th inning and was caught stealing (2nd base) on 9/2 vs. SF...fled

IN GOOD COMPANY Dexter was one of only four switch-hitting rookies to log 20 doubles and 20 stolen bases last decade (also: 2007 NL MVP Jimmy Rollins, 2000 NL Rookie of the Year Rafael Furcal and Angels OF Reggie Willits).

MLB ROOKIES, 20 2B/20 SB (SEASONS, 2000-2009)

ROOKIE	YEAR	2B	SB
Rafael Furcal	2000	20	40
Jimmy Rollins	2000	29	46
Reggie Willits	2007	20	27
Dexter Fowler	2009	29	27

out to right field in his first MLB at-bat (as pinch-hitter in the 3rd inning) 9/3 vs. SF...became the 7th Rockies to make MLB debut and was one of 14 rookies used by the club...first MLB start (as CF) came on 9/10 at ATL, and he notched his first career hit off Colorado native Will Ohman in the 7th inning...also scored first run, first OF assist in that game...hit .335 (141-for-421) with 31 doubles, 9 triples, 9 HR and 64 RBI in 108 games for the Double-A Tulsa Drillers, all numbers were career bests...ranked among Texas League leaders in the following categories: avg. (2nd), OBP (1st-.431), SLG (4th-.515), runs (2nd-92), triples (T-1st)...went 0-for-4 as the starting center fielder during the Futures Game at Yankee Stadium...named Texas League Offensive Player of the Week for the week ending 6/15 after hitting hit .484 (15-for-31) with 7 doubles, 5 RBI and 7 runs scored, while slugging .735 for the week...named Rockies Player of the Month for June...switch-hitter also smashed 12 doubles and recorded a .569 slugging pct. for the month...awarded a bronze medal at the Beijing Olympics as 2008 Team USA Olympic Baseball Team defeated Japan 8-4 in their final game.

MINOR LEAGUES 2007: Played in just 65 games for Single-A Modesto before going on the DL for the remainder of the season with a fractured right hand...despite missing nearly half the season he still finished third on the club with 20 stolen bases and 44 walks...posted 18 multi-hit games, including 6 3-hit games...switch-hitter batted .302 (19-for-63) vs. lefties and .264 (48-for-182) vs. righties...played for the Peoria Javelinas following the season and batted .224 (24-for-107) with 17 RBI in 27 games...was named to the AFL All-Prospect Team along with being named an AFL Rising Star...tabbed by *Baseball America* as the third-best prospect in Colorado's farm system...was also named by the same publication as being the best overall athlete and the best defensive outfielder...**2006:** Ranked tied for third in the SAL in runs scored...among the club leaders, ranked tied for first in triples, second in doubles, stolen bases and tied for second in walks...batted .296 (40-for-135) against both left-handed and right-handed hurlers (80-for-270)...named to the mid-season SAL All-Star team, but did not appear in the game...named by *Baseball America* as the 4th-best prospect in Colorado's farm system along with being the best athlete...**2005:** Spent first professional season at rookie-level Casper...reached base in 28 consecutive home games from June 21-Sept. 8...appeared in 58 games in CF and one in RF...named by *Baseball America* as having the best outfield arm in the Rockies minor league chain.

PERSONAL: Signed by Rockies scout Damon Iannelli...Fowler was named a First-Team High School All-American by both *Baseball America* and *USA Today* in 2004...the outfielder batted .457 with 14 homers and 23 stolen bases for Milton High School in Alpharetta, GA...tabbed as 10th-best high school position player entering draft by *Baseball America*.

FOWLER'S CAREER RECORD

Year	Team	AVG	G	AB	R	H	2B	3B	HR	RBI	SAC	SF	HBP	BB	IBB	SO	SB	CS	GIDP	OBP	SLG
2005	Casper	.273	62	220	43	60	10	4	4	23	3	0	2	27	1	73	18	6	2	.357	.409
2006	Asheville	.296	99	405	92	120	31	6	8	46	2	1	7	43	0	79	43	23	8	.373	.462
2007	Modesto	.273	65	245	43	67	7	5	2	23	2	1	7	44	0	64	20	11	4	.397	.367
2008	Tulsa	.335	108	421	92	141	31	9	9	64	8	3	8	65	4	89	20	8	6	.431	.515
	COLORADO	.154	13	26	3	4	0	0	0	0	0	0	1	0	0	5	0	1	0	.185	.154
2009	Tulsa	.400	3	10	3	4	2	0	0	3	0	0	0	3	0	3	1	0	1	.538	.600
	COLORADO	.266	135	433	73	115	29	10	4	34	14	3	1	67	1	116	27	10	4	.363	.406
2010	Colo. Springs	.340	27	106	23	36	10	4	2	13	0	0	1	17	1	27	1	0	4	.435	.566
	COLORADO	.260	132	439	73	114	20	14	6	36	7	0	2	57	0	104	13	8	5	.347	.410
2011	Colo. Springs	.237	24	97	17	23	6	1	2	9	1	0	1	15	0	24	2	1	2	.345	.381
	COLORADO	.266	125	481	84	128	35	15	5	45	7	1	6	68	3	130	12	9	6	.363	.432
2012	COLORADO	.300	143	454	72	136	18	11	13	53	6	2	0	68	1	128	12	5	5	.389	.474
Major League Totals		.271	548	1833	305	497	102	50	28	168	34	6	10	260	5	483	64	33	20	.364	.427
Minor League Totals		.300	388	1504	313	451	97	29	27	181	16	5	26	214	6	359	105	49	27	.395	.457

DIVISION SERIES RECORD

Year	Team	AVG	G	AB	R	H	2B	3B	HR	RBI	BB	SO
2009	COLORADO vs. Philadelphia	.214	4	14	1	3	0	0	0	2	1	3

CAREER TRANSACTIONS

- 2004: Selected by Colorado in the 14th round of the First-Year Player Draft (signed August 17, 2004 by Damon Iannelli).
- 2009: On disabled list, 8/25-9/9 with bruised right knee...optioned to Colorado Springs on 5/31...recalled from Triple-A, 6/29.
- 2010: Optioned to Triple-A Colorado Springs, 5/31...recalled from Triple-A 6/29.
- 2011: On disabled list, 6/7-20 with left abdominal strain...optioned to Colorado Springs on 6/20...recalled from Triple-A 7/15.

CAREER FIELDING

OF	CLUB	PCT	G-GS	PO	A	E	TC	DP
2008	COLORADO	1.000	9-5	12	1	0	13	1
2009	COLORADO	.984	127-105	247	5	4	256	2
2010	COLORADO	.996	120-103	239	2	1	242	0
2011	COLORADO	.975	122-119	309	6	8	323	2
2012	COLORADO	.978	131-116	257	4	6	267	2
Totals		.983	509-448	1064	18	19	1101	7

PINCH-HIT HOME RUNS (2)

DATE	OPP.	INNING	PITCHER
5/20/12	vs. SEA	9	B. League
5/27/12	at CIN	8	M. Latos

GRAND SLAMS (1)

DATE	OPP.	INNING	PITCHER
9/1/12	vs. SD	8	Mikolas


LEADOFF HOME RUNS (14)

DATE	OPP.	INNING	PITCHER
4/8/09	at ARI	1	Doug Davis
9/5/11	vs. ARI	1	Wade Miley
5/28/12	vs. HOU (2)	1	Jordan Lyles
7/18/12	vs. PIT	1	John McDonald

MULTI-HOME RUN GAMES (1)

DATE	OPP.	INNING	PITCHER
9/5/11*	vs. ARI	1	Miley, Owings

* indicates homered from each side of plate



26 JEFF FRANCIS

LHP

Ht: 6-5 Wt: 205 B/T: L/L Age: 32
 Born: January 8, 1981 Residence: Vancouver, B.C.
 Major League Service: 7.157 Contract: Through 2013
 Obtained: Signed as free agent June 9, 2012

COLORADO

HIGHLIGHTS

Led the Rockies in starts (24) and innings pitched (113.0) in 2012...has pitched over 100.0 innings in all seven of his Major League seasons (2005-2012, missed all of 2010)...**tossed a career-high 215.1 innings as the Rockies ace in their 2007 National League championship season...ranks second in Rockies history in wins (61), innings pitched (995.2) and games started (173)...**led the Rockies in wins in 2005 (14), 2006 (13) and 2007 (17)...**his 17 wins in 2007 are tied for the most in franchise history by a left-hander...**in 2004 was Baseball America's Minor League Player of the Year and USA Today's Minor League Player of the Year...joined Andruw Jones (1995-96), Rick Ankiel (1999) and Josh Beckett (2001) as the only players named player of the year by both publications...was the starting pitcher for the World Team in the 2004 XM All-Star Futures Game...pitched for Canada in the 2006 World Baseball Classic...as the ninth selection in the 2002 first-year player draft was the second-highest Canadian draftee in history (Adam Loewen, selected fifth in 2002).

CAREER

- 2013 will be Francis' 11th season with the Rockies...he was originally drafted by Colorado in the first round (9th overall) of the 2002 First-Year Player Draft...was a member of the Rox organization from 2002-2010...played for Kansas City in 2011 and pitched in the Minors for Cincinnati early in 2012.
- Rejoined Colorado in June 2012 after being released by Cincinnati...led the Rockies in starts (24) and innings pitched (113.0) despite joining the Rockies mid-season.
- Ranks in the top-5 in Rockies franchise history in the following categories: wins (61, 2nd), innings pitched (995.2, 2nd), starts (173, 2nd) and strikeouts (679, 2nd)...is 61-57 all-time in his career as a Rockie, including 33-26 at Coors Field...his 33 wins at Coors Field are the second-most in the stadium's history (Aaron Cook, 36 wins).
- Amassed 44 wins in a span of three seasons from 2005-07, the second-highest victory total by a Rox hurler in any three-year span (Jimenez 46 wins 2008-2010).
- Francis is the only pitcher in Rockies history to record three seasons of 13 or more wins.
- His 232.0 innings in 2007 (including playoffs) are tied for the highest single season total by a Rockies pitcher (also: Pedro Astacio in 1999).
- Has 679 strikeouts, the most all-time by a Rox left-handed pitcher.
- Has held lefties to a .264 batting average (252-for-953) in his career...right-handers have hit .295 (1091-for-3698).
- Established career highs in wins, innings, starts and strikeouts in 2007...ranked among the NL leaders in wins (4th), innings (6th), starts (T2nd).
- Started Game 1 in all three rounds (NLDS, NLCS, World Series) of the 2007 playoffs for the Rockies.

2012

- Francis signed a Major League contract prior to his start 6/9 vs. LAA and made 24 starts for the Rockies...despite joining the Rockies mid-season, Francis led the Rockies in starts (24) and innings pitched (113.0)
- After joining the Rockies 6/9, Francis went on to post a 6-7 record with a 5.58 ERA (113.0 ip, 70 er)...16 of his 24 starts were at least 5.0 innings, with 13 of those allowing three runs or less...prior to joining the Rockies, Francis was signed to a Minor League contract by Cincinnati 1/26/12 and was an invitee to Major League Spring Training.
- With his win 8/13 vs. MIL, Francis moved into sole possession of second place on the Rockies all-time wins list, passing Jason Jennings...Francis is now second to only Aaron Cook, who collected 72 wins in 10 seasons from 2002-11.
- Francis made his 200th career appearance in his start 9/7 at PHI...in that start he allowed six hits over 5.2 shutout innings...with his start after that, 9/12 vs. SF, he made his 200th career start...Francis has made 173 appearances, 172 starts, in his Rockies career (had 31 starts/appearances in 2011 with Kansas City).
- Francis finished the 2012 season with a 6.1 strikeout per 9.0 inning rate, the highest K/9.0 IP rate since 2007 (6.9 K/9.0).
- Has a career record of 33-26 with a 4.82 ERA (481.2 ip, 258 er), 322 strikeouts, 133 walks and an opponent batting

2012

HIGHS AND LOWS

CAREER

7, September 7 at PHI	Strikeouts	10, September 18, 2007 vs. LAD
10, 2x, last: September 2 vs. SD	Hits	13, 3x, last: May 13, 2008 at ARI
8, June 9 vs. LAA	Runs	9, August 11, 2005 vs. PIT
8, June 9 vs. LAA	Earned Runs	8, June 9, 2012 vs. LAA
2, 2x, last: August 4 vs. SF	Home Runs	4, 2x, last: August 31, 2005 at SF
3, June 15 at DET	Walks	6, 4x, August 14, 2007 at SD
6.0, 2x, last: July 25 at ARI	Innings (Starter)	9.0, 2x, last: August 29, 2007 at SF
9.0, July 1-5	Scoreless Inning Streak	16.1, May 16-28, 2010
2, 2x, last: August 13-27	Win Streak	8, June 14-August 8, 2007
3, September 12-28	Losing Streak	5, 2x, last: June 16-July 16, 2011

average of .291 in 84 career starts and appearances at Coors Field...his 84 starts are the second-most all-time at Coors Field behind Aaron Cook's 104 starts.

- Francis tossed just 3.1 innings and allowed 8 runs in on 10 hits to take a loss in his first start on 6/9...however, following that start, Francis pitched at least 5.0 innings in nine-straight starts, with the Rockies going 8-1 in those nine starts (6/15-7/25)...following his first start, Francis owned a 5.09 ERA and the Rockies went 13-10 in the remainder of his starts.
- Francis went 3-3 with a 4.35 ERA (60.0 ip, 29 er) in his 12 road starts.

2011: Made 31 starts for Kansas City in what his only season as a Royal...led the club with 16 quality starts, while his 31 starts and 183.0 innings pitched were his highest totals since 2007...issued just 39 walks all season, the fourth-fewest every by a Royals pitcher with at least 180.0 innings pitched...made his first career start as a Royal on 4/1/11 vs. LAA and allowed just one run on 5 hits and a walk with 4 strikeouts in 7.0 ip (ND)...tossed at least 6.0 innings in 20 of his 31 starts...owned a 3.13 ERA (135.0 ip, 47 er) in those 20 starts with at least 6.0 innings pitched...owned a 4.18 ERA (92.2 ip, 43 er) in his 15 home starts and a 5.48 ERA (90.1 ip, 55 er) in his 16 road starts...went 1-2 with a 2.75 ERA (19.2 ip, 6 er) in three Interleague starts vs. NL opponents...was more effective prior to the All-Star break (4.60 ERA) than after the break (5.19 ERA)...leftied hit .277 (49-for-177) against him while right-handers hit .309 (175-for-567).

2010: Francis made 19 starts and one relief appearance in his seventh season in the Majors...made his season debut on 5/16 vs. WAS, his first start in the Majors since 9/12/08...Elias: Jeff Francis owned a 0.68 ERA through two starts in 2010 after missing the 2009 season due to injury...the last pitcher to have that low of an ERA through two starts after not pitching in the Major Leagues the previous season, and having at least 10 previous career starts, was Tim Wakefield, who had a 0.63 ERA through two starts for the 1995 Red Sox...had a quality start in nine of his 19 starting assignments...Colorado went 9-10 in his 19 starts...made his first career relief appearance on 10/3 at STL (2.0 ip, 4 h, 2 r-er).

2009: Did not pitch in 2009 after undergoing right shoulder surgery prior to Spring Training...threw in some simulated games and during Rockies' fall instructional league in September, towards the end of the season...has not pitched in the Majors since Sept. 12, 2008 vs. Los Angeles-NL.

2008: Followed up career-best 17-win season (17-9 in 2007) with a 4-10 record...made just 24 starts due to left shoulder inflammation that landed him on the DL from 6/29-8/6, a span of 34 games...made his final start of the season on 9/12 before being shut down for the remainder of the year with soreness in his left shoulder...the 24 starts were the fewest of his career, as were his 4 victories...his 4 victories were the fewest in the NL, tied with Seattle's Carlos Silva for the fewest in the Majors for any starter with at least 24 starts...the 4 wins in 24 starts is the fewest ever for a Rockies starter with at least 24 starts...was his first full season in the Majors to not earn double-digit victories...also marked his first professional season in which he posted a losing record (7 pro seasons)...posted ERA's of 1.71 in wins, 8.13 in losses and 3.63 in 10 no-decisions...earned his 50th career win 6/18 vs. CLE in Rockies' 4-2 win...recorded his 500th strikeout (Ryan Braun) 6/8 vs. MIL...his 3.51 RSA is the lowest ever for any Rockies starter with at least 24 starts in a single season...the Rockies offense scored just 56 runs for Francis in his 24 starts '08...allowed 21 home runs in 2008, the most of any Rockies starter...allowed an average of 1.32 home runs per 9 innings, the 12th-highest HR/9 ip in the NL...allowed just one home run in his final 5 starts of the season...was far more productive in his 7 starts after the All-Star break...in his 17 starts before the break (also before going on the DL) he went 3-7 with a 5.67 ERA (100.0 ip, 63 er), 40 walks, 67 strikeouts and 17 home runs allowed...in 7 starts after the break (after returning from the DL) he went 1-3 with a 3.50 ERA (43.2 ip, 17 er), 9 walks, 27 strikeouts and 4 home runs allowed...was placed on the DL with left shoulder inflammation July 3, retroactive to June 29th...in his final start before going on the DL he took the loss 6/28 at DET, allowing 4 earned runs in 6.0 innings...missed 34 games before returning from the DL on 8/6...made 3 starts on a rehab assignment from 7/21-31 for Double-A Tulsa; went 1-0 with a 0.63 ERA (14.1 ip, 1 er) with 2 walks and 19 strikeouts in the 3 rehab games...returned for a start 8/7 in Game 2 of a doubleheader vs. WAS; allowed 5 runs in 5.1 innings in that start, the most runs he allowed in any start after returning from the DL...made 6 consecutive quality starts beginning 8/13 vs. ARI...his only victory of the second half came 8/25 at SF in the Rockies 4-2 victory.

2007: The true ace of the Rockies' staff for much of the season, Francis went 17-9 with a 4.22 ERA in 34 games/starts...his 17 wins matched the franchise record, most ever by a Rox lefty...ranked among NL league leaders in wins (4th), innings (6th), and starts (T2nd)...established career highs in wins, innings, strikeouts and starts...won 8 consecutive decisions from June 14-Aug. 8, a franchise record for a starter...it also matched the 2nd-longest win streak in the NL this season...made career-high 19 quality starts...went 8-0 with a 2.48 ERA (61.2 ip, 17 er) in 9 day starts...was the 3d-lowest day ERA in the NL...was the most day wins by any NL pitcher that was not a member of the Cubs, and was 2nd-most day wins by a Rockies pitcher in any season (Kevin Ritz had club-record 10 day wins in 1996, but he made twice as many day starts as Francis that year)...Rockies were 22-12 in his 34 starts...threw at least 5.0 innings in 32 of 34 starts...other innings reached: 6.0 ip, 24 times; 7.0 ip, 15 times; 8.0 ip, 4 times...tossed his second career complete game and shutout on 8/29 at SF, a 6-hitter...beat Jason Schmidt in Dodgers' home opener 4/9 at LAD; allowed HR to Schmidt...after that first win, dropped appeal of an MLB 5-game suspension stemming from a Spring Training incident...served the suspension from 4/10-15 (Francis was suspended for throwing behind Padres' Kevin Kousseroff on March 13 at Hi Corbett Field in Tucson, this despite Doug Brocail having hit both Troy Tulowitzki and Matt Holliday with up and in pitches in a span of 4 days in March - no Padres were penalized)...Francis pitched a day later than his scheduled turn and took loss on 4/16 vs. SF...that game began a stretch of 4 straight losing starts; he had previously not dropped even 4 straight decisions at any point in his career...beginning with start on May 7 at St. Louis, would go 16-5 with a 3.82 ERA (179.0 ip, 76 er) over his final 28 starts...had a 2.23 ERA (44.1 ip, 11 er) for the month of May, a franchise record for May...won on June 14 at Boston, tossing 5.0 shutout innings to beat Josh Beckett for his first loss all season; was his first career game both against Red Sox and at Fenway...faced Yankees and Andy Pettitte in next start, also earning win in that game...tossed 7.0 shutout innings in win on June 30 at Houston, ending club's season-high 8-game losing streak; that game was a matchup with another former Rockies first round pick, Astros' Jason Jennings...posted 10th win on July 18 at Pittsburgh as Rox completed a 3-game sweep in the Steel City...posted seventh straight win on Aug. 3 at Atlanta, a 9-2 Rockies victory in matchup with John Smoltz...earned eighth consecutive win on Aug. 8 vs. Milwaukee in Rockies' 19-4 rout...the Aug. 14 defeat was his first loss in over two months, since June 8 at Baltimore...on Aug. 29 at San Francisco, tossed his 2nd career complete game and shutout in the Rockies' 8-0 win (9.0 ip, 6 h, 0 r, 1 bb, 3 so); faced 5 over the minimum, each of his 6 hits allowed were singles, and the shutout came in his 100th career start...earned 15th win on Labor Day, 9/3 vs. SF to establish new career high for wins in a season...earned 16th win on Sept. 18 vs. Los Angeles (Game 1), passing Shawn Estes' 2004 total for most wins in a season by a Rockies left-hander...posted career-high 10 strikeouts in

that win, most by Rox pitcher since Jason Jennings (10, 8/28/03)...Rox had gone 661 games without a 10-K game between the Jennings contests and Francis' effort...win on Sept. 23 at San Diego wrapped up a series sweep for the Rockies, club's eighth consecutive victory...took loss in final start of season on 9/28 vs. ARI at Coors Field, taking loss against Brandon Webb that ended Rockies' 11-game win streak.

2006: In just his second full season in the Majors, he led the Rox in wins for the second consecutive season...went 13-11 with a 4.16 ERA (199.0 ip, 92 er) in 32 games/starts for Colorado...opposing batters hit just .250, 10th-lowest mark in the NL...his 4.16 ERA was also the 5th-lowest mark among N.L. lefties...it represented a drop of over a run and a half from his 2005 ERA of 5.68...tied for team lead with 32 starts and ranked 3rd on staff in innings, strikeouts (117), and quality starts (15)...led team with 5 pickoffs...opponents had a .322 on-base percentage, lowest among Rox starters, while posting best strikeout to walk ratio on staff at 1.70...opponents had a .268 OBP when leading off an inning, 6th-lowest among N.L. starters...took a no-hitter into the 5th inning on 3 occasions, including twice allowing hits to the leadoff batter in the 6th inning...innings pitched without allowing a hit in those outings: Aug. 19 at NYM (4.2 ip), May 20 vs. Tor (5.0 ip), and July 24 vs. STL (5.0 ip)...had 42 total chances without an error in 2006...his scoreless innings streak of 14.0 innings from May 3-8 was 2nd-longest by a Rox starter all year...team went 20-12 in his 32 starts, easily best team record among club's starters...pitched at least 6.0 innings in 20 different starts, tossing at least 7.0 frames on 10 occasions...earned the Rox' only 2 wins vs. St. Louis...faced Dodgers just once all season, but had wins against 3 of the 4 NL playoff teams from '06...pitched for Canada in World Baseball Classic prior to the season, lost only start on March 9 vs. Mexico in a game at Chase Field in Phoenix...had a 3.07 ERA (55.2 ip, 19 er) over first 9 starts through May 20, going 3-3 in that span...over next 6 starts from May 26-June 23, went 2-4 with a 6.43 ERA (35.0 ip, 25 er) to raise season mark to 4.37...beginning June 28, compiled a 2.09 ERA (69.0 ip, 16 er) over next 10 starts through Aug. 19 to drop season figure to 3.38...over final 7 starts beginning Aug. 25, had a 7.32 ERA (39.1 ip, 32 er) to finish at 4.16...on July 24 vs. St. Louis, tossed his first career complete game in a 2-hit shutout (9.0 ip, 2 h, 0 r, 0 bb, 8 so); he was perfect through 5.0 innings before a leadoff bloop single by Yadier Molina in the 6th inning; it was the fewest hits ever allowed in a 9-inning complete game by a left-handed pitcher at Coors Field, either for Colorado or the opposition...final win Sept. 23 vs. Atlanta was his 30th career victory, giving him most ever by a Rox lefty, and 20th career win at Coors Field...took no-decision in final start Sept. 30 at Chicago-NL despite leaving with an 8-3 lead and in position for a 14th victory.

2005: In his rookie season, went 14-12 with a 5.68 ERA (183.2 ip, 116 er) in 33 games/starts for Colorado...led the staff in wins, starts, innings, quality starts (14) and strikeouts (128)...had the most starts ever by a Rockies rookie...led all MLB rookies in wins...led NL rookie pitchers in starts, innings, strikeouts, and winning percentage (.538)...also ranked among MLB rookies in starts (T2nd), strikeouts (3rd), innings (4th), and win pct. (5th)...joined Armando Reynoso (1993) and Jason Jennings (2002) as only rookies in franchise history to lead the team in wins...the 14 wins matched the 4th-highest single season total in Rockies history also matching the 2nd-most ever by a Colorado lefty...marked the 2nd-most wins ever by a Colorado rookie, trailing only Jason Jennings' 16 wins in 2002...Francis' 33 starts matched the 7th-highest total in club history, while his 128 K's ranks 10th on Rockies single season list...led the NL with an average of 6.37 runs of support per 9 innings, 5th-highest figure in the Majors...his 5 pickoffs ranked T3rd-most in the National League and T4th-most in the Majors...tossed 6.0 or more innings 17 times and went 7.0+ frames on 3 occasions...earned a win against 3 of the 4 NL playoff teams, and did not face Houston...recorded first MLB hit in his first at-bat of the season, a single to left off Noah Lowry in the 3rd inning...took loss 5/2 at SD, snapping a 4-game win streak dating back to 2004...won 3 consecutive starts May 8-19, allowing 3 or fewer runs in each outing...win on 5/13 vs. AZ was first career win in a night game, as each of his first 5 career wins came in daytime...took loss on 6/8 vs. CWS, the first of Francis' career at Coors Field...prior to that loss, Francis had won first 6 decisions at Coors, matching Darren Oliver (1999-2003) as only pitchers to accomplish that feat...had another 3-game win streak from 7/26-8/6, the 3rd and final 3-game win streak of the season...from Aug. 6-Sept. 12, went 2-5 with an 8.69 ERA (39.1 ip, 38 er) over span of 8 starts...went 2-0, 2.65 (17.0 ip, 5 er) over final 3 starts, dropping final ERA from 5.99 to 5.68...both wins in that stretch came on the road, 9/18 at ARI, 9/28 at ATL (final start of year)...each of the wins came in series finales, allowing Colorado to take each series.

2004: Named Minor League Player of the Year by both *Baseball America* and *USA Today*, the first player in Rockies organizational history to win either of those awards...he became only the 4th different player to be honored by both publications in the same season, joining Andruw Jones (1995-96), Rick Ankiel (1999) and Josh Beckett (2001)...went combined 16-3 with a 2.21 ERA and .194 average against in 24 starts for Tulsa (AA) and Colorado Springs (AAA)...recorded 196 strikeouts in 154.2 innings (11.4 per 9 innings) and fanned more batters than hits (108) and walks (29) combined...in fact, he struck out almost 7 hitters for every one he walked (6.8 K / BB ratio)...leading all of Minor League baseball in both wins and strikeouts at the time, Francis earned his first Major League call-up in late August and went 3-2 with a 5.15 ERA in 7 starts for the Rockies...after going 0-2 with a 13.50 ERA in his first 2 starts, Francis ended the year 3-0 with a 2.30 ERA in his last 5 outings...had his Triple-A contract purchased on Aug. 25 and made his MLB debut that night in Atlanta, losing an 8-1 decision to the Braves; gave up 6 runs over 5.0 innings, all on 3 home runs...recorded his first MLB win Sept. 5 at PETCO Park, tossing 5.1 scoreless innings in a 5-2 victory over the Padres...made his Coors Field debut on Sept. 11, earning a 13-2 win over San Diego...won his 3rd consecutive decision on Sept. 23 (G1) vs. Arizona...in final start, allowed just 3 hits and one unearned run over 6.0 innings in a no decision on Sept. 29 at Los Angeles...began the season at Tulsa, where he was named Texas League Pitcher of the Year...in 17 starts for the Drillers, was 13-1 with a 1.98 ERA and 147 strikeouts in 113.2 innings...opponents batted just .181...he captured the league ERA title and still ranked 2nd in wins and 3rd in strikeouts despite spending just over half a season there...*Baseball America* called him the league's top pitching prospect...was Tulsa's Opening Day starter and went on to go 10-0 with a 1.87 ERA in his first 13 starts...he became the first pitcher in Drillers history to begin a season with 10 consecutive wins...he actually owned a 16-game winning streak dating back to his previous season before finally tasting defeat in start No. 14 on June 17 vs. Midland...made his final start with Tulsa on July 7 and allowed one hit over 7.0 scoreless innings with 14 K's in a victory over Arkansas...started the All-Star Futures Game for the World Team on July 11 in Houston, retiring the side in order with 2 strikeouts...promoted to Colorado Springs on July 13, Francis went 3-2 with a 2.85 ERA in 7 starts for the Sky Sox...in his Triple-A debut on July 17 at New Orleans, Jeff took a no-hitter into the 5th inning and gave up one hit over 7.0 shutout frames with one walk and 12 K's to earn the victory...including that start, he compiled a 29.2-inning scoreless streak between the 2 levels from June 26-July 22...was roughed up for 7 runs (6 earned) in 3.0 innings during his last start with the Sky Sox on Aug. 19...without that effort, his ERA for his other six starts in the PCL was 1.66.

MINOR LEAGUES 2003: Ranked among Cal League leaders in strikeouts (2nd, 153), innings (3rd, 160.2), wins (T4th, 12), and ERA (6th, 3.47), matching league-high with 2 complete game shutouts in his first full pro season at Visalia

(A)...led the organization in strikeouts...tossed a no-hitter on July 6 vs. Modesto, the first Cal League pitcher to accomplish that feat since Ted Lilly for San Bernardino on May 10, 1997...became the 6th Visalia pitcher with a no-no, first since Willie Banks on May 24, 1989 vs. Palm Springs...faced just 3 batters over the minimum, issuing 3 walks with a hit batsman and 9 strikeouts in his 119-pitch performance...from that start on, Jeff went 8-1 with a 1.26 ERA and .167 average against in his final 11 outings (78.1 ip, 44 h, 11 er)...including his 15.0 scoreless innings in the Cal League playoffs, Francis was 10-1 with a 1.06 ERA in his final 13 starts...named Rockies Pitcher of the Month in July (4-1, 2.09) and August (4-1, 1.34)...earned league Pitcher of the Week honors twice, June 30-July 6 and Aug. 4-10...went 2-0 with a 0.00 ERA in the playoffs, including a 3-hit CG shutout in Game 4 of the semifinals vs. Stockton...**2002:** Did not allow an earned run in his first 16.2 professional innings (10.2 IP at Tri City and 6.0 IP at Asheville)...made his pro debut for Tri-City in relief on July 2 vs. Spokane and then started his final 3 games for the Dust Devils...allowed only 5 hits and no runs in 10.2 innings...was promoted to Asheville on July 23 and went 0-0 with a 1.80 ERA in 4 starts for the Tourists...had his season cut short when he was struck with a line drive while sitting in the dugout on Aug. 9...suffered a concussion and did not pitch again for Asheville, but did participate in the fall instructional league.

POSTSEASON: In his first postseason experience in 2007, Francis went 2-1 with a 4.86 ERA (16.2 ip, 9 er) in 3 games/starts for Colorado...started Game 1 in each of the first three rounds of the playoffs...earned the victory in the DS on Oct. 3 at Philadelphia, tossing 6.0 innings and allowing just 2 runs on 4 hits in Colorado's 4-2 win...his only runs allowed came on back-to-back home runs to Aaron Rowand and Pat Burrell...became the first starter ever to win a postseason game for Colorado...was the winner of Game 1 of the NLCS on Oct. 11 at Chase Field, a 5-1 Rox victory...allowed just one run on 7 hits over 6.2 innings...his only run allowed came off an Eric Byrnes run-scoring single in the first inning...became the 2nd-ever Canadian-born pitcher to start a World Series game when he started Game 1 of the Fall Classic on Oct. 24 at Boston...the only other Canadian born pitcher to start a World Series game was Reggie Cleveland, who started Game 5 in 1975 for the Boston Red Sox...Francis was charged with the loss in that contest, working just 4.0 innings and giving up 6 runs on 10 hits.

COLLEGE: Attended the University of British Columbia where he finished as the school's career record holder in appearances (44), starts (42), wins (25), ERA (2.36), complete games (13), shutouts (7) and average against (.203)...recorded 298 strikeouts against just 52 walks in 251.1 innings...earned NAIA All-America honors as a junior in 2001, setting school records with 12 wins (12-3) and an 0.92 ERA...named UBC's Male Athlete of the Year as a senior in 2002, going 7-2 with a 1.93 ERA.

PERSONAL: Jeffrey William Francis...wife is Allison...married Dec. 21, 2005 in London, Ontario...son Graduated from North Delta High School in British Columbia, Canada...was an NAIA All-American as a junior in 2001 and UBC's Male Athlete of the Year in 2002...was given the nickname "Boomer" by his grandfather after Montreal Canadiens legend Bernie "Boom Boom" Geoffrion.

FRANCIS' CAREER RECORD

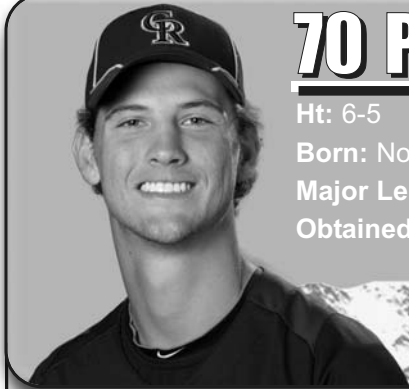
Year	Team	W	L	ERA	G	GS	CG	SHO	GF	SV	IP	H	R	ER	HR	HB	BB	IBB	SO	WP	BK
2002	Tri-City	0	0	0.00	4	3	0	0	0	0	10.2	5	0	0	0	1	4	0	16	0	0
2002	Asheville	0	0	1.80	4	4	0	0	0	0	20.0	16	6	4	2	2	4	0	23	0	0
2003	Visalia	12	9	3.47	27	27	2	2	0	0	160.2	135	66	62	8	5	45	1	153	6	0
2004	Tulsa	13	1	1.98	17	17	1	1	0	0	113.2	73	26	25	9	5	22	0	147	2	0
2004	Colo. Springs	3	2	2.85	7	7	0	0	0	0	41.0	35	16	13	3	4	7	0	49	2	0
2004	COLORADO	3	2	5.15	7	7	0	0	0	0	36.2	42	22	21	8	1	13	1	32	2	0
2005	COLORADO	14	12	5.68	33	33	0	0	0	0	183.2	228	119	116	26	8	70	5	128	2	0
2006	COLORADO	13	11	4.16	32	32	1	1	0	0	199.0	187	101	92	18	13	69	15	117	0	0
2007	COLORADO	17	9	4.22	34	34	1	1	0	0	215.1	234	103	101	25	7	63	7	165	1	1
2008	Tulsa	1	0	0.63	3	3	0	0	0	0	14.1	12	1	1	0	0	2	0	19	2	0
2008	COLORADO	4	10	5.01	24	24	0	0	0	0	143.2	164	84	80	21	3	49	4	94	0	0
2009	--- INJURED DID NOT PLAY ---																				
2010	Tulsa	0	0	1.54	2	2	0	0	0	0	11.2	11	2	2	1	1	2	0	5	0	0
2010	Colo. Springs	0	0	0.00	1	1	0	0	0	0	3.0	1	0	0	0	0	1	0	3	0	0
2010	COLORADO	4	6	5.00	20	19	0	0	0	0	104.1	119	61	58	11	2	23	3	67	1	0
2011	KANSAS CITY	6	16	4.82	31	31	1	0	0	0	183.0	224	102	98	19	5	39	5	91	5	1
2012	Louisville	3	6	3.72	12	12	1	1	0	0	77.1	84	33	32	6	1	18	0	65	4	0
2012	COLORADO	6	7	5.58	24	24	0	0	0	0	113.0	145	71	70	15	8	22	5	76	2	0
Minor League Totals		32	18	2.77	77	76	4	4	0	0	452.1	372	150	139	29	19	105	1	480	16	0
Major League Totals		67	73	4.86	205	204	3	2	0	0	1178.2	1343	663	636	143	47	348	45	770	13	2

CAREER TRANSACTIONS

- 2002: Selected by Colorado in the first round, 9th overall, of the First-Year Player Draft.
- 2004: Contract purchased from Double-A, 8/25.
- 2007: Suspended five games for hitting batter, 4/10-16...
- 2008: On disabled list with left shoulder inflammation, 7/2-8/6.
- 2009: Placed on 60-day disabled list due to left shoulder surgery for all of 2009 season, 4/5.
- 2010: On disabled list with sore left shoulder, 4/3-5/16...on disabled list with left shoulder soreness, 8/14-9/7.
- 2011: Signed by Kansas City to a Major League free agent deal, 1/20.
- 2012: Signed by Cincinnati to a Minor League free agent deal, 1/26...released by Cincinnati, 6/1...signed by Colorado to a Major League free agent deal, 6/9...resigned to a Major League contract by Colorado, 12/19.

CAREER FIELDING

OF	CLUB	PCT	G-GS	PO	A	E	TC	DP
Totals		.996	205-204	42	189	1	232	12



70 PARKER FRAZIER

RHP

Ht: 6-5

Wt: 175

B/T: R/R

Age: 24

Born: Nov. 11, 1988 in Tulsa, OK

Residence: Tulsa, OK

Major League Service: 0.000

Contract: Signed through 2013

Obtained: Selected in the 8th round of the 2007 Draft out of Bishop Kelley HS (OK)

COLORADO

HIGHLIGHTS

Frazier enters 2013 participating in his first Major League Spring Training. Was one of three Texas League pitchers who had 27 games started in 2012...led the league in innings pitched (167.0)...went 7-2, 3.34 (62.0 ip, 23 er) in 10 starts after the All-Star break...**before the 2009 season, was tabbed by *Baseball America* as having the best slider and the best control in the Rockies system...**has been named one of the Rockies top-30 prospects by *Baseball America* in each of the last four seasons.

2012

- Played the entire 2012 season with the Double-A Tulsa Drillers, starting in 27 games.
- Tied for the team lead in starts (27), led the team in innings pitched (167.0) and was third in strikeouts (93).
- Was one of three Texas League pitchers who had 27 games started...led the league in innings pitched.
- Despite going 1-2 in April, carried a 2.40 ERA (30.0 ip, 8 er) in 5 starts.
- Went 6.0 or more innings in 23 of his 27 starts.
- Allowed just 40 walks in his career-high 167.0 innings pitched (2.16 BB/9.0 IP).

2011: Spent the entire season with High-A Modesto where he made 27 starts for the Nuts, which were tied for the team-high...his 11 wins and 154.0 innings were second-most on the team while he had the third-most strikeouts among all Nuts...pitched in the Arizona Fall League for Salt River where he went 1-1 with a 6.10 ERA (20.2 ip, 14 er) in 12 relief appearances and one start.

2010: Began his season on a rehab assignment to Short Season Tri-City where he went 1-3, 7.52 (20.1 ip, 17 er) in 5 starts before returning to Modesto in early July where he spent the remainder of the season...made 9 starts to finish the year with Modesto in the rotation...allowed a run in each of his starts for Modesto but also lasted at least 5.0 innings in all but three starts...rated as the 24th-best prospect in the Rockies system by *Baseball America*.

2009: In his third professional season he pitched as a member of the Low-A Asheville rotation before being sidelined for the remainder of the season in late August...still went 10-7, 4.48 (130.2 ip, 65 er) in 23 starts...went 7-2, 3.34 (62.0 ip, 23 er) in 10 starts after the All-Star break.

2008: In his second professional season he spent the entire season with Tri-City, where he led the Northwest League in innings pitched with 87.0...his 5 wins were the most on the club...allowed no earned runs in 4 of his first 7 starts and combined to go 3-2, 3.38 (48.0 ip, 18 er) in June and July...tabbed by *Baseball America* as having the best slider and the best control in the Rockies system...also named the 15th-best prospect in the Colorado system by the same publication.

2007: Spent his first professional season with Rookie Level Casper...went 3-5, 10.07 (44.2 ip, 50 er) in 16 games/10 starts for the Ghosts.

PERSONAL: Signed on June 13, 2007 by Rockies scout Dar Cox...is the son of former Major League pitcher and current Rockies broadcaster George Frazier.

FRAZIER'S CAREER RECORD

Year	Team	W	L	ERA	G	GS	CG	SHO	GF	SV	IP	H	R	ER	HR	HB	BB	IBB	SO	WP	BK
2007	Casper	3	5	10.07	16	10	0	0	1	0	44.2	78	54	50	8	4	18	0	22	1	2
2008	Tri-City	5	5	3.83	15	15	0	0	0	0	87.0	94	41	37	3	8	20	0	47	6	0
2009	Asheville	10	7	4.48	23	23	1	0	0	0	130.2	158	70	65	7	12	33	0	98	8	3
2010	Tri-City	1	3	7.52	5	5	0	0	0	0	20.1	28	21	17	1	1	8	0	15	0	0
	Modesto	2	2	4.70	9	9	0	0	0	0	46.0	49	27	24	1	6	11	0	38	4	0
2011	Modesto	11	11	4.50	27	27	0	0	0	0	154.0	171	95	77	15	12	46	0	105	5	1
2012	Tulsa	5	14	3.88	27	27	0	0	0	0	167.0	182	79	72	19	8	40	2	93	6	0
Minor League Totals		37	47	4.74	122	116	1	0	1	0	649.2	760	387	342	54	51	176	2	418	30	6



53 CHRISTIAN FRIEDRICH LHP

Ht: 6-4 Wt: 215 B/T: L/L Age: 25/26
Born: July 8, 1987 in Evanston, IL Residence: Evanston, IL
Major League Service: 0.148 Contract: Through 2013
Obtained: Selected in the 1st round (25th) of 2008 Draft out of E. Kentucky

COLORADO

FRIEDRICH

HIGHLIGHTS

Friedrich (FREED-rick) made his Major League debut with Colorado in May 2012...**allowed 2 earned runs and 2 walks with 17 strikeouts in 13.0 innings over his first two Major League starts...struck out batters at a clip of 7.9 per 9.0 innings (74 so, 84.2 ip) in his first Major League season...named the Rockies' fourth-best prospect by *Baseball America* entering the 2011 season and the 14th-best prospect entering 2012...was the Rockies' second-best prospect by *Baseball America* following the 2009 season...also named by that same publication as having the best curveball among all Rockies prospects...named to the 2009 South Atlantic League Midseason All-Star team, and the 2011 Texas League Mid-Season All-Star team...pitched for the Team USA in the 2010 Futures Game...named the third-best prospect in the Northwest League by *Baseball America* following 2008, and the California League's second-best prospect following 2009.**

2012

- Friedrich made his Major League debut in 2012, being called up from Triple-A Colorado Springs on 5/9...Friedrich made 16-straight starts following his call up before a stress fracture in his lower back sidelined him for the remainder of the season.
- Friedrich finished his first season in the Majors with a record of 5-8 and a 6.17 ERA (84.2 ip, 58 er), 30 walks and 74 strikeouts over 16 starts...he began his season going 4-1 with a 4.50 ERA (36.0 ip, 18 er), winning three-straight starts at one point...following that stretch, Friedrich won just one of his final 10 games before a stress fracture in his lower back placed him on the disabled list, where he finished the season.
- Friedrich struckout 74 batters in his first 16 career starts...he owned a 7.9 strikeouts per 9.0 innings pitched ratio (74 K, 84.2 IP)...he also owns a 2.47 strikeout to walk ratio (74 K, 30 BB)...despite missing a majority of the season, his 74 strikeouts were the fifth-most among all Rockies pitchers and 11th-most among all NL rookies.
- Friedrich has 74 strikeouts thru his first 16 career starts (84.2 ip)...in Rockies franchise history, that ranks third behind only Jhoulys Chacin (88 K, 87.0 ip) and Shawn Chacon (84 K, 89.2 ip)...in his first two career starts he had 17 K, which set a new Rox record for most strikeouts through a pitchers first two MLB games and represented the most for an active MLB pitcher since Strasburg struck out 22 in his first two games in June of 2010...he is only the fourth left-hander in Rox history to strikeout at least 10 in a game (De La Rosa-5x, Bohanon, Francis).
- Friedrich earned the win in his Major League debut 5/9 at SD after allowing two runs, one earned, on five hits, one walk and seven strikeouts over 6.0 innings...Friedrich became the eighth starting pitcher in franchise history to earn a victory in his ML debut, and the 11th pitcher overall to earn a victory in his ML debut...he was the third Rox pitcher to win in his MLB debut as a starter in the last two seasons, joining Pomeranz (9/11/11 vs. CIN) and Nicasio (5/28/11 vs. STL).
- In his MLB debut, 5/9 at SD, he earned the win while also stopping Colorado's five-game losing streak...over the last 10 seasons, only two other pitchers making their MLB debuts started and got the win after their team had lost at least the five previous games: Baltimore's Brad Bergesen in 2009 and Pittsburgh's Paul Maholm in 2005.

2011: Spent his entire fourth professional season at Double-A Tulsa where he was a staple in the Drillers' rotation, making 25 starts, going 6-10 with a 5.00 ERA (133.1 ip, 74 er), 103 strikeouts, 43 walks and an opponent average of .286...the left-hander finished second on the Drillers in starts and strikeouts and third in innings pitched and wins...was named to the Texas League Midseason All-Star team after going 5-5 with a 3.89 ERA (76.1 ip, 33 er), 22 walks and 60 strikeouts in 14 first half starts for Tulsa...struckout at least five batters in 10 of his 25 starts on the season...also had 11 starts of at least 6.0 innings.

2010: Spent the entire season, also his first appearance, at Double-A Tulsa where he started 18 games before spending the final three weeks on the disabled list...began the season going 0-5, 5.59 (58.0 ip, 36 er) in 11 starts prior to the All-Star break, but turned it around the second half and notched a 3-1 record with a 3.99 ERA (29.1 ip, 13 er) in seven starts...set career highs in starts (18), innings (87.1) and tied his career high for wins (3), also done two other times...named by *Baseball America* as the fourth-best prospect in the Rockies' system entering 2011 and also as having the best curveball in the Rockies' organization.

2009: Split his second professional season between Low-A Asheville and High-A Modesto...was transferred to Modesto in the end of May and made 14 starts for the Nuts...went 3-2, 2.54 (74.1 ip, 21 er) and 93 strikeouts with Modesto...his 159 combined strikeouts on the season were the seventh-most in the Minor Leagues despite making just 22 starts...his 11.96 so/9.0 ip ratio was the second-best among full season Minor League qualifiers...his 2.41 ERA also qualified as the 12th-best among full season minor leaguers...opponents hit just .215 against him, also the 12th-best mark among full season qualifiers...was rated the second-best prospect in the California League following the season by *Baseball America*...also rated by *Baseball America* as the Rockies second-best prospect, as well as having the best curveball in the Rockies system.

2008: The first round draft pick (25th overall) began the season with Short-Season Tri-City before being transferred to Single-A Asheville 8/19...after allowing 7 earned runs in first 2 starts allowed just 6 combined in his final 6 starts (30.0

FRIEDRICH CONTINUED

ip) for Tri-City...had a strikeout to walk ratio of 6.25 (50 so/8 bb)...struckout 8 or more in 5 of his 8 starts for Tri-City...was named the third-best prospect in the Northwest League following the season by *Baseball America*...rated by *Baseball America* as the Rockies third-best prospect, top left-handed pitcher and as having the best curveball in the Colorado Minor League system...made 3 starts for Asheville at the end of the season, going 0-1, 7.50 (12.0 ip, 10 er).

COLLEGE: Attended Eastern Kentucky University and was rated as the second-best left-handed pitcher in the draft by *Baseball America*...was the 2008 Ohio Valley Conference Pitcher of the Year in his junior season...ranked second in the nation in ERA and hits allowed per 9.0 innings (4.41) and eighth in strikeouts per 9.0 innings (11.90) in 2008; led the OVC in ERA, strikeouts (108) and opponents' batting average (.144)...is the first EKU baseball player ever to be drafted in the first round of the MLB draft...he is the all-time career strikeouts leader (327) at EKU, and as a freshman in 2006, he pitched the fifth no-hitter in school history.

PERSONAL: Christian Louis Friedrich...attended Loyola Academy High School (IL), where he was selected by the IHSBCA as a member of the 2005 'Cream of the Crop'...set a school record by striking out 18 batters in a 7.0-inning regional final game in 2004...played for the Falmouth Commodores of the Cape Cod League in summer of 2006, notching 52 strikeouts in only 37.0 innings...signed by Rockies scout Scott Corman.

FRIEDRICH

FRIEDRICH'S CAREER RECORD

Year	Team	W	L	ERA	G	GS	CG	SHO	GF	SV	IP	H	R	ER	HR	HB	BB	IBB	SO	WP	BK
2008	Tri-City	2	1	3.25	8	8	0	0	0	0	36.0	31	16	13	2	1	8	0	50	7	0
	Asheville	0	1	7.50	3	3	0	0	0	0	12.0	14	10	10	2	0	7	0	15	3	0
2009	Asheville	3	3	2.18	8	8	0	0	0	0	45.1	35	14	11	2	1	15	0	66	5	0
	Modesto	3	2	2.54	14	14	0	0	0	0	74.1	59	25	21	3	5	28	0	93	12	0
2010	Tulsa	3	6	5.05	18	18	0	0	0	0	87.1	100	54	49	10	3	35	0	78	1	0
2011	Tulsa	6	10	5.00	25	25	0	0	0	0	133.1	156	88	74	20	3	43	0	103	17	1
2012	Colo. Springs	2	1	3.00	5	5	1	0	0	0	30.0	23	12	10	1	1	4	0	27	0	0
	COLORADO	5	8	6.17	16	16	0	0	0	0	84.2	102	61	58	14	2	30	0	74	8	0
	Major League Totals	5	8	6.17	16	16	0	0	0	0	84.2	102	61	58	14	2	30	0	74	8	0
	Minor League Totals	17	23	4.13	76	76	0	0	0	0	388.1	395	207	178	39	13	136	0	405	45	1

LONGEST WINNING STREAKS IN MAJOR LEAGUE BASEBALL, 2005-12

<u>Games</u>	<u>Team</u>	<u>Dates</u>
12	Boston	June 16-29, 2006
11	Philadelphia	Sept. 12-24, 2010
11	Chicago-AL	June 15-26, 2010
11	Texas	June 12-24, 2010
11	Colorado	June 4-14, 2009
11	Boston	April 15-27, 2009
11	Colorado	Sept. 16-27, 2007
11	LA Dodgers	July 28-Aug. 8, 2006
11	Minnesota	June 22-July 3, 2006

ROCKIES DESIGNATED HITTER YEAR-BY-YEAR

Year	AVG	AB	R	H	2B	3B	HR	RBI	BB	IBB	SO	HBP	SB	CS	OBP	SLG
1997	.258	31	6	8	0	0	1	1	3	1	5	1	2	1	.343	.355
1998	.208	24	1	5	1	0	0	0	0	0	8	0	0	0	.208	.250
1999	.143	21	2	3	0	0	1	2	5	1	4	0	0	0	.308	.286
2000	.105	19	1	2	0	0	0	0	5	0	7	1	0	0	.320	.105
2001	.217	23	3	5	3	0	1	2	2	0	4	0	0	0	.280	.478
2002	.370	27	6	10	6	0	1	4	8	0	3	1	0	0	.514	.704
2003	.304	23	6	7	2	0	4	8	1	0	5	0	0	0	.333	.913
2004	.263	38	5	10	2	0	0	1	1	0	14	0	0	0	.282	.316
2005	.391	23	2	9	2	0	1	3	2	0	7	0	1	0	.609	.440
2006	.208	24	2	5	1	0	1	5	1	0	6	1	1	0	.269	.375
2007	.225	40	1	9	0	1	0	2	2	0	6	0	2	0	.262	.275
2008	.162	37	5	6	1	0	0	4	2	0	10	0	1	1	.205	.189
2009	.389	36	4	14	3	0	3	11	0	0	3	0	0	0	.378	.722
2010	.212	33	1	7	2	0	1	5	5	0	7	0	0	0	.316	.364
2011	.304	23	5	7	2	0	2	4	3	0	7	0	0	0	.385	.652
2012	.269	26	2	7	0	0	0	1	1	0	8	0	0	1	.296	.269
Totals	.254	448	52	114	25	1	16	53	41	2	104	4	7	3	.321	.422



50 JOE GARDNER

RHP

Ht: 6-4

Wt: 220

B/T: R/R

Age: 24/25

Born: March 18, 1988 in Fremont, CA Residence: Fremont, CA

Major League Service: 0.000

Contract: Through 2013

Obtained: Trade from Cleveland for RHP Ubaldo Jimenez July 31, 2011

COLORADO

GARDNER

HIGHLIGHTS

The right-hander will be making his second appearance at a Major League Spring Training in 2013....has a career Minor League record of 31-25 with a 3.65 ERA (419.1 ip, 170 er) in 81 professional games, 76 starts...was sent to Colorado in the deal that sent RHP Ubaldo Jimenez to Cleveland, 7/31/10...**was named the ninth-best prospect in the Cleveland system by *Baseball America* prior to the 2011 season and the 25th-best prospect in the Rockies organization prior to 2012...**was named to the 2010 Carolina League Postseason All-Star team...played one season for UC Santa Barbara after transferring from Ohlone College in his junior season...**was named First-Team All-Big West in his only season with the Gauchos, posting a 7-1 record with a 3.40 ERA (84.2 ip, 32 er) in 13 starts...**taken 94th overall by the Indians, highest Gaucho picked since Chris Valaika (84th) in 2006.

2012

- Spent the entire 2012 season at Double-A Tulsa...went 8-8 with a 3.97 ERA (138.1 ip, 61 er), 39 walks and 99 strikeouts...opponents batted just .244 against him.
- Owned a 2.04 ground-out/fly-out ratio in 2012, and for his Minor League career now owns a 2.43 ground-out to fly-out ratio (637 ground-outs, 262 fly-outs).
- Was the Texas League Pitcher of the Week for the week ending 8/27...allowed just 3 earned runs over 13.1 innings with 15 strikeouts in two starts, both wins, during that week...allowed just 3 earned runs in 20.1 innings pitched over his final three starts of the season.
- Went 6-7 with a 4.35 ERA (124.0 ip, 60 er) in his 23 starts compared to 2-1 with a 0.63 ERA (14.1 ip, 1 er) in his five relief appearances.
- Gardner's 99 strikeouts led all Drillers pitchers, while his 138.1 innings pitched were the third-most on the staff.

2011: Began his second professional season with Double-A Akron in the Indians farm system...made 19 starts for the Aeros prior to being traded to Colorado in the deal that sent RHP Ubaldo Jimenez to Cleveland...the 19 starts and seven wins were both fourth-most among Akron pitchers on the season...following his trade to Colorado finished the season with Double-A Tulsa making six starts for the Drillers and posting a 3-3 record with a 2.48 ERA (36.1 ip, 10 er) and eight walks compared to 22 strikeouts...was named the ninth-best prospect in the Indians system by *Baseball America* prior to the 2011 season...was named the 25th-best prospect in the Rockies organization prior to the 2012 season.


2010: Led the Indians Player Development System in wins (13) and strikeouts (142), was third in innings pitched (147.1) and fourth in ERA (2.75)...led the Carolina League in wins (12) and average against (.199), was second in ERA (2.65), third in WHIP (1.11) and among Carolina League starters ranked third in strikeouts per 9.0 innings pitched ratio (7.65)...named to Carolina League Postseason All-Star team.

COLLEGE: Pitched at Ohlone College for coach Tom Kunis prior to transferring to UC Santa Barbara...selected All-Coast Conference Sophomore year at Ohlone...was also recruited by LSU, Fresno State and University of Kansas...was named All-Big West First-Team his junior year after finishing the season ranking fourth in the Big West with 69 strikeouts...his 3.40 ERA was the sixth-best mark in the Big West and his .252 opponent average ranked seventh...the Gauchos went 10-3 in games started by Gardner...tossed two complete games during his only season at UCSB, including a two-hit complete game against Long Beach State that led to Gardner being named Big West Pitcher of the Week, 5/8.

PERSONAL: Joseph Cameron Gardner...before each inning and before he throws the first pitch of an inning he writes the initials R.A.G. into the dirt on the mound to honor his grandparents...played in the Alaskan League for the Kenai Peninsula Oilers in the summer of 2008...went 6-0 in eight starts with a 0.60 ERA...named Alaskan Baseball League Co-MVP and First-Team All-Star...played for Milpitas High School (CA)...named All-De Anza League sophomore, junior and senior year...was originally selected by Cleveland in the third round (94th overall) of the 2009 First-Year Player Draft out of UC Santa Barbara...was the highest selected Gaucho taken in the MLB Draft since Chris Valaika was taken 84th overall by the Reds in 2006.

GARDNER'S CAREER RECORD

Year	Team	W	L	ERA	G	GS	CG	SHO	GF	SV	IP	H	R	ER	HR	HB	BB	IBB	SO	WP	BK
2010	Lake County	1	0	3.24	6	6	0	0	0	0	25.0	17	13	9	2	1	11	0	38	1	0
	Kinston	12	6	2.65	22	22	0	0	0	0	122.1	85	44	36	4	18	51	0	104	5	0
2011	Akron	7	8	4.99	19	19	0	0	0	0	97.1	108	73	54	6	11	47	1	60	5	0
	Tulsa	3	3	2.48	6	6	0	0	0	0	36.1	31	19	10	1	5	8	0	22	3	0
2012	Tulsa	8	8	3.97	28	23	0	0	3	1	138.1	129	68	61	13	12	39	3	99	9	1
Minor League Totals		31	25	3.65	81	76	0	0	3	1	419.1	370	217	170	26	47	156	4	323	23	1



5 CARLOS GONZALEZ OF

Ht: 6-1 Wt: 220 B/T: L/L Age: 27/28
 Born: Oct. 17, 1985 in Maracaibo, VZ Residence: Maracaibo, VZ
 Major League Service: 4.059 Contract: Through 2017
 Obtained: Trade from Oakland for Matt Holliday on November 12, 2008

COLORADO

HIGHLIGHTS

Named to first Career NL All-Star team in 2012 and started as the club's DH...participated in his first career Home Run derby in 2012...is only Major Leaguer with active streak of three-straight 20 HR/20 SB seasons...earned his 2nd career Rawlings Gold Glove® Award in 2012...Gonzalez's .308 batting average in his 1,864 at-bats for the Rockies is the seventh-highest in franchise history (minimum 1,000 AB)...owns the 6th-highest slugging percentage (.544) among Rockies players with at least 1,000 at bats...set Rockies franchise record with at least one RBI in 11-straight games 8/15-27/11 (21 RBI total)...finished third in the National League MVP voting following his 2010 campaign that netted him his first career Louisville Slugger® Silver Slugger™ Award and Rawlings Gold Glove® Award...voted by his fellow players as the 2010 National League most Outstanding Player and Major League Player of the Year (Players Choice Awards)...became the fifth Rockies player to win a batting title in 2010 when he paced the NL with his .336 batting average...led all Major League outfielders in batting average, runs, hits and total bases (T-1st), and finished second in home runs and RBI in his breakout 2010 season...tied for National League lead with 12 outfield assists in 2011 (4 in RF, 3 in CF, 5 in LF)...notched first MLB hit (double) in first career at-bat on 5/30/08 at Texas (off Kevin Millwood)...selected as Midwest League MVP and Prospect of the Year while playing for South Bend (.307 average, 18 home runs, 92 RBI) in 2005...named No. 1 prospect in both the Arizona and Oakland organization's prior to the 2008 season by *Baseball America*.

CAREER

- Over his first three full Major League seasons (2010-12), Gonzalez ranks as one of the top-five outfielders in the game in several different categories, including: batting average (3rd, .314), runs (3rd, 292), RBI (3rd, 294), slugging percentage (5th, .550), extra-base hits (4th, 191) and OPS (4th, .921).
- Begins his fifth season in the Rockies organization, and 11th year as a professional (debuted in 2003); the Rox are his third organization...has also played for Oakland and Arizona organizations.
- Named to his first career MLB All-Star game in 2012 and started for the NL as the club's DH (went 0-for-2)...also participated in his first career Home Run Derby in 2012.
- Is a two-time Rawlings Gold Glove® award winner (2010, 2012) as well as a 2010 Silver Slugger® award winner.
- Since 1980, only three NL batting champs have been younger than Gonzalez (24 years, 349 days) was when he won the title in 2010 (1984 – Tony Gwynn, 24 years, 145 days; 1992 – Gary Sheffield, 23 years, 318 days; 2003 – Albert Pujols, 23 years, 258 days; courtesy of STATS LLC.).
- Has been involved in two major trades, as he has been included in deals for three-time All-Star Dan Haren and five-time All-Star Matt Holliday.
- Since he became a Major League regular with the Rockies following the 2009 All-Star break, Gonzalez ranks in the top-5 of all NL players in batting average (4th, .313), runs (3rd, 334), slugging percentage (5th, .554), extra-base hits (218, 4th) and OPS (.926, 5th).
- His 12 outfield assists in 2011 were tied for the most in the NL...has 27 outfield assists from 2010-12 (third-most in NL).
- Led the Major Leagues with a .468 (22-for-47) batting average with runners in scoring position and 2 outs in 2011...is a career .304 (160-for-526) hitter with RISP.
- He is one of four Rockies players to have been awarded both a Gold Glove® and Silver Slugger® in the same season; joining Larry Walker (1997 and 1999), Todd Helton (2001-02) and Troy Tulowitzki (2010-11).
- According to STATS LLC., Gonzalez became just the sixth player since 1959 to lead the NL in batting and finish in the top four of the NL in both home runs and RBI with his 2010 campaign.
- The Gold Glove® also finished the 2010 campaign with the second-highest fielding percentage among all NL outfielders, and was the only NL outfielder to have at least one assist from all three outfield positions.
- The versatile defender has played 302 games in left field, 200 games in center field and 118 games in right field in his

2012

4, 4x, last: September 14 at SD**Hits**4, 14x, last: September 14, 2012 at SD
 3, May 30 vs. HOU**Home Runs**3, May 30, 2012 vs. HOU
 6, April 27 vs. NYM**RBI**6, 3x, last: April 27, 2012 vs. NYM
 12, June 22 - July 24**Hit Streak**16, August 23-September 8, 2010
 4, April 11 vs. SF**Runs**4, April 11, 2012 vs. SF
 1, 31x, last: September 16, 2012 at SD**Doubles**2, 13x, last: June 24, 2011 at NYY
 2, April 11 vs. SF**Triples**2, April 11, 2012 vs. SF
 13, May 30 vs. HOU**Total Bases**13, May 30, 2012 vs. HOU
 3, August 7 at LAD**Walks**3, 4x, last: August 7, 2012 at LAD
 3, 7x, last: July 23 at ARI**Strikeouts**4, 2x, last: June 5, 2011 at SF
 2, 4x, last: September 14 at SD**Stolen Bases**2, 6x, last: September 14, 2012 at SD

five Major League seasons.

- Gonzalez is one of three NL players to have at least 90 home runs (95 HR) and 80 stolen bases (82 SB) over the last four seasons, along with Matt Kemp and Ryan Braun...however, Gonzalez's 496 games played from 2009-12 is nearly 100 games played fewer than both Kemp (588 games) and Braun (619).
- Tied career-high with 6 RBI on 4/27/12 vs. NYM...had five RBI in the fifth inning, setting a franchise record for RBI in a single inning, the previous high being four, done 74 times...the last MLB player to have 5-plus RBI in a single inning was Mike Carp for Seattle on 9/19/11 at CLE (3rd inning).
- Had a HR in four-straight PA's 5/30-/3/121 vs. HOU...was first player w/ 4-straight PA's w/ a HR since Albert Pujols 4/16-17/06, and 22nd player in MLB history...had 2B in next official AB for 5-straight AB's w/ a XBH, which is one shy of NL record set by Larry Walker 5/21-22/96.
- Notched first career cycle on 7/31/10 vs. CHC (single, triple, double, home run)...his homer was a walk-off blast on what was the first pitch of the 9th inning...became the third player in MLB history to hit walk-off homer to complete a cycle.
- Had a career-long 16-game hitting streak 8/23-9/8/10 in which he batted .516 (32-for-62) with 9 doubles, 2 triples, 7 home runs and 21 RBI...was the longest streak for a Rockies player in 2010.
- Three-time NL Player of the Week, including once in 2011 (8/22-28/11; .481, 2 2B, 3 HR, 110 RBI 9 runs) and twice in 2010, (7/26-8/1; .533, 2 2B, 1 3B, 4 HR, 7 RBI, 10 runs and 8/23-29; 4 2B, 1 3B, 4 HR, 11 RBI).
- In the 2009 Division Series vs. Philadelphia (his lone postseason series), Gonzalez batted .588 (10-for-17) with 2 doubles, one home run and 5 runs scored in 4 games.
- Saw first big league action (85 games) in 2008 with the A's...his 22 doubles tied for seventh-most among AL rookies despite spending more than two months in the minors.
- Averaged 36 doubles, 4 triples, 19 home runs and 92 RBI while batting .295 in a span of three Minor League seasons from 2005-07.

2012:

- Led the Rockies in several offensive categories, including: runs (89), hits (157), RBI (85), extra-base hits (58) and OPS (.881)...was Colorado's nominee for the Hank Aaron Award (2nd nomination, also: 2010).
- Named to first career All-Star team in 2012 and participated in first career home run derby...hit .330 (104-for-315) with 19 doubles, 4 triples, 17 home runs, 58 RBI, 61 runs prior to the All-Star break.
- Hit over .300 (.303) for the 2nd time in his career, and had an .880-plus OPS for the third-straight season...also had the 2nd highest home batting avg. in the NL at .368 (98-for-266).
- Became the first Rockies player with three-straight seasons with 20 HR/20 SB (2010-12)...is the only Major Leaguer with an active streak of three-straight seasons with 20 HR/20 SB.
- Tied a Rockies record with two triples on 4/11 vs. SF...was his first career multi-triple game and 16th time in Rox history it has happened...it marked the 2nd time in Rox history for a player to triple in each of first two plate appearances (Also: Vinny Castilla 4/26/93 vs. CHC).
- Tied career-high with 6 RBI on 4/27 vs. NYM...had five RBI in the fifth inning, setting a franchise record for RBI in a single inning, the previous high being four, done 74 times...the last MLB player to have 5-plus RBI in a single inning was Mike Carp for Seattle on 9/19/11 at CLE (3rd inning).
- Had a HR in four-straight PA's 5/30-/3/1 vs. HOU...was first player w/ 4-straight PA's w/ a HR since Albert Pujols 4/16-17/06, and 22nd player in MLB history...had 2B in next official AB for 5-straight AB's w/ a XBH, which is one shy of NL record set by Larry Walker 5/21-22/96.
- Had first career 3 HR game 5/30 vs. HOU...with HR in first PA on 5/31 vs. HOU set franchise record for most consecutive PA's w/ HR...3 HR 5/30 was already his 4th multi-HR game of 2012, and 8th of his career...13 total bases are new career-high, most for a Rockie since Larry Walker tied franchise record 14 TB 6/25/04...was 13th time a Rox player has hit 3 home runs in a single game.
- Earned his second-career Gold Glove® Award in 2012...played the entire season as the Rockies left fielder after splitting time at all three outfield positions in the previous three seasons.
- Batted .330 (104-for-315) prior to the All-Star break and .261 (53-for-203) after the break.

2011: Started his fourth Major League season as the Rockies starting left fielder, moved to center field in the middle of the season and finished 2011 as the Rockies primary right fielder...despite playing in just 127 games due to injuries, was still one of the National League's most productive outfielders, as he finished among the NL's top-10 outfielders in several different categories, including batting average (8th, .295), runs (T6th, 92), home runs (T7th, 26), RBI (7th, 92), slugging (6th, .526) and OPS (8th, .889)...set Rockies franchise record with RBI in 11-straight games (21 RBI) 8/15-27...passed Vinny Castilla (4/14-25/04) for longest...longest by MLB player in 2011...had season-high 15-game hit-streak snapped 8/29...hit .417 (25-for-60) with 8 home runs, 26 RBI, 18 runs and 5 doubles during streak...15-game streak was one game shy of career-high 16-game streak, 8/23-9/8/10...also had an 11-game hit-streak earlier in the season...his .331 (87-for-263) batting average at home and his .339 (41-for-121) RISP average were both fifth-highest in the NL...additionally, his 61 runs scored at Coors Field were the most in the NL by a player at home...hit an MLB-best .468 (22-for-47) with 30 RBI with runners in scoring position and 2 outs...30 RBI w/ RISP and 2 outs were tied for ninth-most in the Majors...was named the NL Player of Week for 8/22-28...hit .481 (13-27) with 2 doubles, 3 home runs, 10 RBI, 9 runs and a 1.422 OPS (.533 OBP, .889 SLG)...tied for the NL lead with 12 outfield assists...broke down with 4 assists in right field, 3 in center field and 5 in left field...tied his career-high with 6 RBI 7/3 vs. KC...other: 9/23/10 at ARI...has at least 33 extra-base hits, 55 runs, 51 RBI and an .850 OPS at the All-Star break in each of his last two seasons, which are first two full MLB seasons...finished his second season with at least 20 home runs and at least 20 stolen bases...is the first Rockie to reach the feat in back-to-back seasons and just the second Rockie to have multiple 20/20 seasons (also Dante Bichette)...led the Rockies with his 92 runs...finished second in both hits, home runs and RBI (only behind Tulowitzki) while his average was third...was placed on the 15-day disabled list once in 2011 from 7/22-8/6 with a strained right wrist he suffered crashing into the center field wall.

2010: In what was his first full Major League season, Gonzalez led the Rockies in nearly every offensive category and carried a National League triple crown run into the season's final month...became the fifth Rockies player to win the National League batting title...2010 is the seventh season a Rockies player has led the league in hitting (Larry Walker led NL three times)...his .336 batting average (197-for-587) was 12 points higher than second place Joey Votto (.324)...per-

haps one of the most consistent hitters in the game in 2010, as the majority of his splits show minimal differences...he batted .320 vs. left-handers, .345 vs. right-handers, .356 in the day, .325 at night, .380 at home, .289 on the road, .331 with none on, .341 with runners on base, .350 with runners in scoring position and .313 with the bases loaded...finished among NL leaders in several offensive categories, including: runs (111, 3rd), hits (197, 1st), HR (34, 4th), RBI (117, 2nd), slugging percentage (.598, 2nd), OPS (.974, 3rd), total bases (351, 1st) and extra-base hits (77, 2nd)...according to STATS LLC., Gonzalez became just the sixth player since 1959 to lead the NL in batting and finish in the top four of the NL in both HR and RBI...the other five to do so are: Matt Holliday in 2007, Albert Pujols in 2003, Dave Parker in 1978, Billy Williams in 1972 and Hank Aaron in 1959...was named the NL Player of the Week twice in 2010...first for the week of 7/26-8/1 when he batted .533 (16-for-30) with two doubles, a triple, four home runs and seven RBI with 10 runs scored...he was then named Player of the Week again for the week of 8/23-29 by batting .545 (12-for-22) with four doubles, a triple, four home runs and 11 RBI...had the first cycle of his career (1B, 3B, 2B, HR), and the sixth in Rockies history, on 7/31 vs. CHC...capped the cycle by blasting his first career walk-off home run to lead off the 9th inning...ELIAS: Only four other players in MLB history have hit a game-ending home run while hitting for the cycle in the same game: Ken Boyer (9/14/61), Cesar Tovar (9/19/72), George Brett (5/28/79) and Dwight Evans (6/28/84)...Brett's homer was the only one of the four that did not "complete" the cycle...versatile outfielder started 55 games in center, 51 games in left and 34 games in right...had an outfield assist from each position, and finished tied for ninth in the NL with eight outfield assists...had the second-best fielding percentage in the NL among outfielders, with a .996 mark.

2009: In just his second big league season, Gonzalez hit .284 with 13 home runs, 29 RBI and 16 stolen bases...set career highs in runs, hits, triples, home runs, RBI, walks, stolen bases and total bases despite playing in just 4 more games than his 2008 rookie season with the A's (85 games in 2008)...hit .320 with a .608 slugging pct. in the second half, an improvement on his first half totals (.202 AVG, .333 SLG)...his .992 OPS in the second half was the 2nd-best total among Rockies, trailing only Troy Tulowitzki, who finished 2nd in the NL with a 1.042 OPS in the 2nd half...had 6 home runs in an 8-game stretch from 8/11-19, including a career-best 4 consecutive games with a HR, 8/16-19...finished 3rd on the Rox with 16 stolen bases, going 16-for-20 in stolen base attempts (80.0 pct.)...hit leadoff in 26 games, and the club went 20-6 with him starting at that spot; hit .300 (.379 OBP) with 7 HR's in the No. 1 slot...hit first career leadoff HR 9/5 vs. ARI, and added another 9/19 at ARI; 4th leadoff HR for Rox in '09 (also: Spilborghs, 5/2; Fowler, 4/8)...versatile defender started games at all 3 outfield positions (24-LF, 28-CF, 1-RF)...had an outfield assist in 3 consecutive games at 3 different positions (6/28-LF, 6/27-CF, 6/23-RF)...recalled from Triple-A Colorado Springs on 6/5 and remained with the club the rest of the season...was hitting .340 (64-for-188), 10 HR, 59 RBI at Triple-A prior to being recalled; his 59 RBI led all of Minor League Baseball at time of recall on June 5...also ranked 8th in the Pacific Coast League in AVG, 2nd in extra-base hits (29), while ranking 2nd with 7 triples and 3rd in runs scored (42)...made first Rox start 6/6 at STL as CF; club won each of his first 7 starts, as well as 11 of his first 12, 15 of 17, 19 of 22 and 27 of 31...hit first HR in Rox uniform 6/18 vs. TB (5th career HR; 3rd career HR vs. TB in 8th career game against the club, as he hit 2 of his 4 HR's with Oakland against TB in 2008)...fell a HR short of cycle 7/8 vs. WSH; hit HR's in back-to-back games for the first time in his career 8/11-12 vs. PIT...sliced his hand at home with a steak knife 8/22 and received stitches; was used in the immediate games following as a defensive replacement; also recorded a bunt hit...had season-best 12 extra base hits in September (4-2B, 3-3B, 5-HR)...had a .599 slugging pct. from the beginning of August on...finished the season going 29-for-106, 5 HR, 11 BB, 10 RBI, 20 runs after returning to starting lineup (bruise left thumb).

2008: Was named the A's No. 1 prospect by *Baseball America* after he was acquired from Arizona in the Dan Haren trade and made his MLB debut on 5/30...hit .242 with 4 home runs and 26 RBI in 85 games over two stints with the A's...had 22 doubles, which tied for 7th-most among AL rookies despite spending two and a half months of the season in the minors...had 3 of his 4 home runs and 18 of his 26 RBI at home...made team-leading 66 starts in CF and also started 10 games in RF...started games at every spot in the order except first and ninth and had his greatest success batting fifth, where he hit .353 in 18 games...was batting .291 with 4 home runs and 25 RBI in 42 games with Triple-A Sacramento when he was recalled by Oakland on 5/30; made his MLB debut that night in Texas and went 2-for-3 with a pair of doubles and an RBI; started in CF and doubled off Kevin Millwood in his first at bat in the 3rd inning for his first hit...hit his first career home run in the 4th inning on 6/20 vs. FLA off Mark Hendrickson...stole home in the 6th inning on 6/22 against the Marlins as part of a double steal with Ellis; it was the second steal of home by an Athletic in 2008 (Crosby, May 11 at Texas)...hit .306 over a 32-game stretch from 6/30-8/8, including 8/5 game at Toronto when he was a perfect 4-for-4 for his first career 4-hit game...optioned to Sacramento on 8/28...started 73 of the A's 79 games during his first stint...returned to Oakland on 9/17 following the conclusion of the Triple-A playoffs...hit .406 (13-for-32) with 2 home runs and 8 RBI in eight Pacific Coast League playoff games to earn Co-PCL Postseason MVP honors along with Chris Denorfia while helping the River Cats to the PCL Championship.

MINOR LEAGUES 2007: Continued his progression through the Arizona farm system as he spent most of the year at Double-A Mobile before earning a late season promotion to Triple-A Tucson...hit .286 with 16 home runs and 75 RBI in 120 games at Mobile and .310 with a home run and 11 RBI in 10 games at Tucson for a combined .288 average with 17 home runs and 86 RBI in a career high 130 games...tied for 3rd in the Diamondbacks farm system in RBI and tied for 4th in home runs...tied for the Southern League lead in doubles (33) and extra base hits (52) and T-3rd in total bases (218)...led Mobile in doubles, home runs and RBI...promoted to Tucson on 8/24 and reached base safely via hit or walk in 9 of his 10 games with the Sidewinders...named the Diamondbacks top prospect by *Baseball America* following the season...played for Zulia in the Venezuela Winter League (.262, 2 HR, 15 RBI in 43 games)...**2006:** Spent the majority of the season with Single-A Lancaster before a late-season promotion to Tennessee for his first taste of Double-A ball...led Arizona farmhands with 99 RBI while ranking 5th with 23 homers...also hit .289 with 41 doubles and 4 triples in combined 122 games...among all minor leaguers, he ranked T-6th with 68 extra-base hits and T-9th in doubles...topped the California League with a .563 slugging percentage and ranked 4th in RBI (94) and extra-base hits (60)...led all Single-A players in slugging pct. while ranking 8th in RBI, T-8th in sacrifice flies (9) and 10th in extra-base hits...was one of five JetHawks selected to the California League Postseason All-Star Team...recognized as a *Baseball America* High Single-A All-Star and a Topps Single-A All-Star...went 1-for-4 with one run scored as the starting RF for the World Team at the 8th Annual All-Star Futures Game on July 9 at PNC Park...promoted to Tennessee on 8/15 and played in 18 games...**2005:** Selected as the Midwest League's MVP and Prospect-of-the-Year...also garnered *Baseball America* Low Single-A All-Star and Topps Midwest League Player-of-the-Year and Single-A All-Star honors...among league leaders, he ranked 2nd in hits (158) and total bases (252), 3rd in RBI (92), 5th in runs scored (91) and 7th in batting (.307)...was named minor league Batter of the Week, May 30-June 5...tabbed as the Arizona farm system's Player-of-the-Month for June after batting .400 with four home runs

and 18 RBI...**2004:** Tabbed by *Baseball America* as the third-best prospect in the Northwest League...hit .275 in 14 games for Single-A South Bend before a fractured right wrist landed him on the DL from 4/30-6/14...returned to action with Single-A Yakima on 6/18 and hit 5 home runs in his first 11 games...**2003:** Played for Rookie Missoula and ranked 2nd on the club in games (72), at bats (275), runs (45), total bases (111), triples (4) and stolen bases (12), T-2nd in hits (171), and 3rd in doubles (14) and home runs (6)...selected by *Baseball America* as one of the top 30 prospects in the Arizona organization.

POSTSEASON: In his first playoff experience in 2009, collected 10 hits and reached base safely 12 times vs. the Phillies during the NLDS...his 10 hits were the most for any player in Division Series play in the Majors in 2009 (no other player had more than 6 hits)...9 of his 10 hits were off lefties (9-for-15, walk, 2 doubles)...logged 2 hits in Games 1 and 4, and 3 hits in Games 2 and 3...scored 5 of the Rox' 15 runs in the series...hit from leadoff spot in all but one game (Game 1, hit second in the order)...connected for first postseason home run in Game 3, a game-tying solo shot off Joe Blanton, at Coors Field.

PERSONAL: Carlos Eduardo Gonzalez...originally signed by the Arizona Diamondbacks as a 17-year-old in 2002...attended Liceo Udon Perez High School in Maracaibo, Venezuela.

GONZALEZ'S CAREER RECORD

Year	Team	AVG	G	AB	R	H	2B	3B	HR	RBI	SAC	SF	HBP	BB	IBB	SO	SB	CS	GIDP	OBP	SLG
2003	Missoula	.258	72	275	45	71	14	4	6	25	0	3	5	16	1	61	12	7	3	.308	.404
2004	South Bend	.275	14	51	5	14	4	0	1	8	0	0	0	1	0	13	0	2	0	.288	.412
	Yakima	.273	73	300	44	82	15	2	9	44	2	2	3	22	0	70	2	0	4	.327	.427
2005	South Bend	.307	129	515	91	158	28	6	18	92	0	1	5	48	8	86	7	3	12	.371	.489
2006	Lancaster	.300	104	403	82	121	35	4	21	94	0	9	10	30	7	104	15	8	6	.356	.563
	Tennessee	.213	18	61	11	13	6	0	2	5	1	0	0	7	0	12	1	0	3	.294	.410
2007	Mobile	.286	120	458	63	131	33	3	16	75	2	6	1	32	2	103	9	5	7	.330	.476
	Tucson	.310	10	42	9	13	5	0	1	11	0	0	0	6	1	6	1	0	1	.396	.500
2008	Sacramento	.283	46	173	23	49	9	1	4	28	0	0	0	16	3	35	1	1	5	.344	.416
	OAKLAND	.242	85	302	31	73	22	1	4	26	1	0	0	13	1	81	4	1	7	.273	.361
2009	Colo. Springs	.339	48	192	43	65	12	7	10	59	3	1	5	22	2	32	6	3	2	.418	.630
	COLORADO	.284	89	278	53	79	14	7	13	29	5	3	3	28	3	70	16	4	3	.353	.525
2010	COLORADO	.336	145	587	111	197	34	9	34	117	0	7	2	40	8	135	26	8	9	.376	.598
2011	COLORADO	.295	127	481	92	142	27	3	26	92	0	6	7	48	8	105	20	5	11	.363	.526
	Colo. Springs	.300	3	10	1	3	0	0	0	0	0	0	0	0	0	0	0	0	0	.300	.300
2012	COLORADO	.303	135	518	89	157	31	5	22	85	0	3	2	56	11	115	20	5	11	.371	.510
Major League Totals		.299	581	2166	376	648	128	25	99	185	6	19	14	185	31	506	86	23	41	.355	.518
Minor League Totals		.290	637	2480	417	720	161	27	88	441	8	22	29	200	24	522	54	29	43	.347	.483

DIVISION SERIES RECORD

Year	Team	AVG	G	AB	R	H	2B	3B	HR	RBI	BB	SO
2009	COLORADO vs. Philadelphia	.588	4	17	5	10	2	0	1	1	2	1

CAREER TRANSACTIONS

- 2002: Signed by Arizona as a non-drafted free agent on 8/3.
- 2007: Acquired by Oakland along with LHP's Brett Anderson, Dana Eveland and Greg Smith, IF Chris Carter and OF Aaron Cunningham in exchange for RHP's Dan Haren and Connor Robertson on 12/14.
- 2008: Acquired by Colorado along with LHP Greg Smith and RHP Huston Street in exchange for OF Matt Holliday on 11/12.
- 2011: Signed by Colorado to a 7-year contract through the 2017 season on 1/11...on disabled list 7/22-8/6 with strained right wrist.
- 2012: Placed on Bereavement List, 8/18-22.

CAREER FIELDING

OF	CLUB	PCT	G-GS	PO	A	E	TC	DP
2008	OAKLAND	.991	81-76	219	5	2	226	1
2009	COLORADO	.988	80-70	152	6	2	160	0
2010	G COLORADO	.996	142-140	259	8	1	268	1
2011	COLORADO	.996	125-122	219	12	1	232	2
2012	G COLORADO	.982	131-131	207	7	4	218	0
Totals		.991	559-539	1056	38	10	1104	4

G - Rawlings Gold Glove

LEADOFF HOME RUNS (6)

DATE	OPP.	INNING	PITCHER
9/5/09	vs. ARI	1	Doug Davis
9/19/09	at ARI	1	Max Scherzer
4/26/10	vs. ARI	1	Dan Haren
6/4/10	at ARI	1	Ian Kennedy
6/27/11	at CHC	1	Matt Garza
7/21/11	vs. ATL	1	Tommy Hanson

WALK-OFF HOME RUNS (1)

DATE	OPP.	INNING	PITCHER
7/31/10	vs. CHC	9	Sean Marshall

GRAND SLAMS (2)

DATE	OPP.	INNING	PITCHER
9/23/10	at ARI	7	Blaine Boyer
7/20/12	at SD	3	Jason Marquis

FIVE-RBI GAMES (4)


April 27, 2010 vs. ARI
September 23, 2010 at ARI (6 RBI)
July 3, 2011 vs. KC (6 RBI)
April 27, 2012 vs. NYM (6 RBI)

MULTI-HOMER GAMES (8)

NO.	DATE	OPP	PITCHER(S)
2	8/4/10	SF	Bumgarner/Bautista
2	8/29/10	LAD	Ted Lilly (2)
2	5/24/11	G1 ARI	Collmenter/Heilman
2	6/27/11	at CHC	Matt Garza (2)
2	4/24/12	at PIT	Correia/Watson
2	5/2/12	vs. LAD	Kershaw (2)
2	5/27/12	at CIN	Latos (2)
3	5/30/12	vs. HOU	Harrell/Cedeno/Carpenter

HIT FOR CYCLE (1)

July 31, 2010 vs. CHC (single, triple, double, home run)



72 JOSE GONZALEZ

C

Ht: 6-1 Wt: 165 B/T: R/R Age: 25/26

Born: June 23, 1987 in Caracas, VZ Residence: Guarenas, VZ

Major League Service: 0.000 Contract: Through 2013

Obtained: Signed as a non-drafted free agent on July 16, 2004

COLORADO

HIGHLIGHTS

Gonzalez is participating in his first Major League Spring Training in 2013...has played in 398 minor league games over his eight professional seasons...played in a career-high 69 games in 2011 with High-A Modesto, all behind the dish...finished the 2010 season recording hits in 12 of the final 13 games, including multiple hits in five of those 13...spent his first three professional seasons with the DSL Rockies.

2012

- Spent the entire season with Double-A Tulsa, playing in 51 games behind the plate
- Had a .993 fielding percentage on the season committing just three errors and allowing six passed balls.
- Gunned to base runners with efficiency catching 26-for-52 (50%) stealing attempts.
- Held a .333 (14-42) average in his 13 day games...had two doubles, his lone home run and six RBI under the sun.
- Began the season going 8-for-25 (.320) in his first seven games...batted .286 (24-for-84) over 23 games in the first half.

2011: Played in 69 games for High-A Modesto, all coming behind the plate for the Nuts...the 69 games played were the most for Gonzalez in any season of his seven-year professional career.

2010: Spent the entire season with Low-A Asheville as one of the primary catchers...started 51 games behind the plate...finished the season recording hits in 12 of the final 13 games, including multiple hits in five of those 13...played for La Guaira in the Venezuela Winter League.

2009: Spent the majority of his season with Tri-City as one of the club's catchers...also spent some time with Double-A Tulsa as a back-up catcher.

2008: Played the entire season for Rookie Level Casper where he received starts at catcher and first base...hit .077 (2-for-26) vs. lefties and .405 (17-for-42) vs. righties...hit .438 (7-for-16) with RISP.


2007: Caught the majority of the games for the Rockies DSL team...led the club with 34 walks...his 24 RBI were the fourth-highest total on the club.

2006: After hitting .122 (5-for-41) in June, batted .360 (9-for-25) in July and .313 (20-for-64) in August...had season-high 3 hits twice: 7/4 and 7/20...2005: Spent first professional season with DSL Rockies.

PERSONAL: Signed on July 16, 2004 by Rockies scouts Rolando Fernandez and Francisco Cartaya.

J. GONZALEZ'S CAREER RECORD

Year	Team	AVG	G	AB	R	H	2B	3B	HR	RBI	SAC	SF	HBP	BB	IBB	SO	SB	CS	GIDP	OBP	SLG
2005	DSL Rockies	.184	43	147	16	27	4	2	1	16	0	2	11	10	0	37	4	2	2	.282	.259
2006	DSL Rockies	.262	48	130	18	34	3	1	1	9	8	0	6	16	0	21	2	2	2	.368	.323
2007	DSL Rockies	.202	61	208	26	42	8	2	2	24	6	1	9	34	2	62	3	1	3	.337	.288
2008	Casper	.279	26	68	12	19	7	0	2	14	0	0	3	12	0	18	1	3	3	.410	.471
2009	Tulsa	.211	12	38	6	8	2	1	1	4	0	1	0	3	0	8	1	0	1	.262	.395
	Tri-City	.178	35	118	10	21	3	0	0	14	8	1	0	13	0	29	2	0	2	.258	.203
2010	Asheville	.228	53	193	22	44	11	0	1	15	2	2	2	11	0	49	3	3	4	.274	.301
2011	Modesto	.210	69	214	27	45	3	0	1	15	8	2	5	24	1	47	2	2	4	.302	.238
2012	Tulsa	.230	51	174	20	40	7	0	1	12	1	3	2	11	0	40	1	2	9	.282	.287
Minor League Totals		.217	398	1290	157	280	48	6	10	123	10	35	38	134	3	311	19	15	30	.307	.287



48 WILL HARRIS

RHP

Ht: 6-4 Wt: 225 B/T: R/R Age: 28/29
 Born: August 28, 1984 in Houston, TX Residence: Houston, TX
 Major League Service: 0.054 Contract: Signed through 2013
 Obtained: Selected in the 9th round of the 2006 Draft out of Louisiana State



HARRIS

HIGHLIGHTS

After making his Big League debut in 2012, 2013 also marks his first as a member of Major League Spring Training...made his Major League debut on 8/13 vs. MIL allowing three runs on two hits, one home run and one strikeout in 1.0 inning of work...tossed six scoreless outings, allowing three hits, no walks and seven strikeouts over 6.2 innings from 8/15-25...earned his first Major League win 8/15 vs. MIL with 2.0 perfect innings...spent the entire 2010 season on the disabled list.

2012:

- Began the season at Triple-A Colorado Springs and was selected to the Major League roster on 8/11...Harris went on to make his Major League debut on 8/13 vs. MIL...in that outing he allowed three runs on two hits, one home run and one strikeout in 1.0 inning.
- Following his MLB debut, Harris tossed six scoreless outings, allowing three hits, no walks and seven strikeouts over 6.2 innings from 8/15-25.
- Earned his first Major League win 8/15 vs. MIL with 2.0 perfect innings.
- Had multiple strikeouts in six of his outings...finished the season with a 9.7 strikeout per 9.0 inning rate.
- Made 13 appearances for Triple-A Colorado Springs in his first stint in Triple-A...picked up the win in his Triple-A debut at Tacoma on 7/13 after working a perfect 10th inning of the Sox 4-3 extra inning victory.
- Had the lowest ERA for any Sox pitcher with 10 appearances (1.02) in his 17.2 innings of work...also had the lowest opponent batting average (.145) and WHIP (0.57)...only allowed two runs in his 17.2 ip with Sox...did not allow a run in first five appearances for the Sox (7.0 ip).

2011: In his first action since the beginning of the 2009 season, saw action in 33 games out of the High-A Modesto bullpen...was used primarily in late relief, allowing just two runs in 10.1 ip in the eighth inning.

2010: Spent the entire season on the disabled list.

2009: Made just one appearance with Short Season Tri-City on the season, pitching just 1.0 inning.

2008: Spent the full season with High-A Modesto and led the club in relief ERA among Nuts relievers with at least 50.0 ip...by posting a 2.77 ERA (61.2 ip, 19 er) he has now owned a sub-3.00 ERA in all three professional seasons...opponents batted .221 (51-for-231) against him with lefties at .212 (22-for-104) and righties .228 (29-for-127)...posted a 2.28 ERA (38.1 ip, 12 er) prior to the All-Star break and a 2.70 ERA (23.1 ip, 7 er) after the break.

2007: Pitched the entire year for Low-A Asheville making 38 relief appearances...had the lowest ERA (1.32) of any Asheville pitcher...led all Asheville relievers in strikeouts (68), as he had more strikeouts than innings pitched (47.2)...his 38 appearances were the fourth-most on the team...allowed earned runs in 6 of his 38 appearances...did not allow an earned run from 6/28-7/24, a span of 11 appearances (12.1 ip)...struckout a season-high 6 batters in 2.0 innings of work on 7/3.

2006: Spent first professional season with Tri-City...was unscored upon in 19 of 22 games...earned first professional save on 7/12.

PERSONAL: Signed on June 8, 2006 by Rockies scout Damon Iannelli.

HARRIS' CAREER RECORD

Year	Team	W	L	ERA	G	GS	CG	SHO	GF	SV	IP	H	R	ER	HR	HB	BB	IBB	SO	WP	BK
2006	Tri-City	2	3	1.16	22	0	0	0	16	6	31.0	20	6	4	0	0	9	0	42	3	0
2007	Asheville	1	2	1.32	38	0	0	0	20	1	47.2	38	10	7	2	1	13	0	68	6	0
2008	Modesto	3	5	2.77	49	0	0	0	20	3	61.2	51	20	19	4	1	20	2	70	1	1
2009	Tri-City	0	0	0.00	1	0	0	0	0	0	1.0	1	0	0	0	0	0	0	2	0	0
2010																					
2011	Modesto	3	2	5.55	33	0	0	0	15	0	47.0	45	29	29	4	0	21	1	55	4	0
2012	Tulsa	2	1	2.62	31	0	0	0	6	1	34.1	26	12	10	2	1	12	0	46	1	0
2012	Colo. Springs	2	0	1.02	13	0	0	0	5	0	17.2	9	2	2	0	0	1	0	20	1	0
2012	COLORADO	1	1	8.15	20	0	0	0	10	0	17.2	27	18	16	3	1	6	1	19	4	0
Minor League Totals		13	13	2.66	187	0	0	0	82	11	240.1	190	79	71	12	3	76	3	303	16	1
Major League Totals		1	1	8.15	20	0	0	0	10	0	17.2	27	18	16	3	1	6	1	19	4	0

CAREER FIELDING

PITCHER	PCT	G-GS	PO	A	E	TC	DP
Totals	1.000	20-0	1	3	0	4	0



17 TODD HELTON

INF

Ht: 6-2 Wt: 220 B/T: L/L Age: 39/40

Born: August 20, 1973 in Knoxville, TN Residence: Brighton, CO

Major League Service: 15.059 Contract: Through 2013

Obtained: Selected in 1st round (8th) of the 1995 Draft out of Tennessee



HIGHLIGHTS

Along with Alex Rodriguez, enters 2013 as one of two active MLB players with at least 2,000 games, 2,000 hits, 350 home runs, 500 doubles, 1,300 RBI and 1,000 walks...he enters 2013 with the 5th-most hits (2,420) among active Big Leaguers...played in his 2,000th career Major League game, all in a Rockies uniform, on 6/30/11 vs. CWS...became the first player in Major League history to have at least 2,270 hits, 1,280 runs, 530 doubles, 330 home runs, 1,250 RBI and 1,200 walks all before playing in his 2,000th MLB game...became 50th player to record 500 doubles on 7/22/09 vs. ARI (Garland)...his 570 doubles are 21st all-time in Major League Baseball, and the most among active players...was the 255th player all-time to reach 2,000 hits with a single on 5/19/09 at ATL (Jurrjens)...walked in final plate appearance on 4/30/08 at SF for 1,000th free pass...a double on 5/3/08 at LAD was his 800th extra-base hit...posted 5th straight season with 40-plus doubles in 2007...hit 300th career home run on 8/16/07 vs. FLA (Zarate)...drew franchise-record 5 walks on 4/29/07 vs. ATL (11 inn.)...with 32 home runs in 2004, set the club record with his sixth consecutive 30-home run season...in 2003, became the first player in club history to have 200 hits twice in his career...at the 2003 All-Star Game, became the first Rockie to hit a home run in the Midsummer Classic...hit 49 home runs in 2001, matching the Rockies' club record...hit .372 and won his first NL batting title in 2000...hit for the cycle on 6/19/99 vs. FLA...collected first MLB hit, walk and home run on 8/2/97 at PIT.

CAREER

- Is one of only eight players in MLB history to own a .320 career batting average, .410 on-base percentage, and .540 slugging percentage, joining Jimmie Foxx, Lou Gehrig, Rogers Hornsby, Stan Musial, Albert Pujols, Babe Ruth and Ted Williams (min. 1,000 games). (Elias)
- His .320 career batting average ranks 40th all-time (min. 5,000 AB) and eighth-highest of any player since World War II (1946)...going back to World War II, Todd's .320 mark trails only Ted Williams' .340, Tony Gwynn's .338, Stan Musial's .329, Wade Boggs' .328, Albert Pujols' .325 and Ichiro Suzuki's .322 averages. (Elias)
- With milestone's reached in 2011, Helton became the first player in Major League history to have at least 2,270 hits, 1,280 runs, 530 2B, 330 HR, 1,250 RBI and 1,200 BB all before playing his 2,000th career game (Elias).
- Enters 2013 with the highest on-base percentage (.419) and 10th-highest slugging percentage (.545) among all active Major League players (minimum 3,000 PA)...ranks 20th all-time in OBP and 33rd all-time in career slugging percentage.
- With his 16 doubles in 2012, Helton now has 570 career doubles and has moved into 21st on the all-time MLB doubles list...Helton is the only player in the top-21 of the all-time doubles list with fewer than 2,200 career games played (2,123 games entering 2013).
- Is the only player in MLB history to have at least a .315 batting average with 25 home runs and 95 RBI in each of his first 7 full seasons in the Majors (1998-2004).
- Since 1999, Helton has reached base safely 3,512 times, behind only Derek Jeter (3,712) and Bobby Abreu (3,611) in that period...during the 2000s, no other player reached base more times than Helton (2,796).
- Ranks 5th among active players in runs scored (1,360)...scored at least 100 runs in 6 straight seasons, from 1999-2004 (138 runs in 2000).
- Ranks 6th among active players in RBI (1,345) and had five consecutive 100-RBI seasons from 1999-2003 (career-high 147 RBI in 2000).
- Recorded at least 70 extra-base hits and at least 300 total bases for six consecutive seasons from 1999-2004, both of which rank among the top 10 streaks in league history...Helton's 960 extra-base hits rank fourth among active players...ranks T-44th all-time in extra-base hits with Hall-of-Famer Robin Yount.
- A three-time Rawlings Gold Glove Award winner, he took home the honors in 2001, 2002 and 2004...among players with at least 1,500 games at first base, Helton's .99606 career fielding percentage ranks first all-time in Major League history, percentage points ahead of Steve Garvey and Don Mattingly...Helton's .997 fielding percentage in 2011 led

2012	HIGHS AND LOWS	CAREER
3, 3x, last: April 27 vs. NYM	Hits	5, May 3, 2000 vs. MON
1, 7x, last: June 13 vs. OAK	Home Runs	3, 2x, last: May 29, 2003 vs. LAD
4, 2x, last: June 13 vs. OAK	RBI	6, May 29, 2003 vs. LAD
10, May 22-June 4	Hit Streak	17, June 15-July 2, 2003
2, 2x, last: June 12 vs. OAK	Runs	4, 4x, last: May 29, 2003 vs. LAD
1, 16x, last: August 5 vs. SF	Doubles	3, 2x, last: August 10, 2000 at STL
1, April 27 vs. NYM	Triples	2, 2x, last: June 5, 2007 vs. HOU
5, 2x, last: May 25 at CIN	Total Bases	13, 2x, last: May 29, 2003 vs. LAD
3, August 2 vs. STL	Walks	5, April 29, 2007 vs. ATL
3, 3x, last: June 30 vs. SD	Strikeouts	4, 2x, last: August 9, 2011 at CIN
1, April 21 at MIL	Stolen Bases	1, 37x, last: April 21, 2012 at MIL

National League first baseman.

- A five-time All-Star, Helton has made more appearances in the Midsummer Classic than any other player in franchise history, including three consecutive starts, from 2001-03.
- Finished as runner-up for the batting title in both 2003 and 2004, the first player to finish second in back-to-back campaigns since Atlanta's Ralph Garr in 1971-72...in 2003, Todd finished .00022 points behind first-place Albert Pujols in what was the closest batting race in National League history.
- Now in his 18th Professional season, Helton has been with the Rockies organization longer than any player in franchise history...made his 15th consecutive Opening Day start for Colorado in 2012, the franchise record in that category.
- Ranks among top-100 all-time in Major League Baseball (T-81st) in home runs (354).
- Reached 2,000 hits in 2009...the 255th player all-time to reach that milestone, Helton is one of just two active players to record 2,000 hits with the same team (Derek Jeter, Yankees).
- Helton's 2,000th Major League hit came on his 6,088th at-bat...over the last 50 years, only three other players needed fewer than 6,100 at-bats for their first 2,000 hits, and all are Hall-of-Famers: Wade Boggs (5,832), Rod Carew (5,965) and Tony Gwynn (6,094).
- Helton is just the 42nd player all-time with 2,000 hits, 300 home runs and 1,000 walks.
- In 2008, Helton (1,130 career walks) became the 26th player since 1900 to draw 1,000 walks in his first 12 seasons in the Majors, a feat also accomplished by only 10 players who are all in the Hall of Fame...among the 11 active players with more than 1,000 walks, Helton is one of two with more walks than strikeouts (also: Chipper Jones).
- Also in 2008, Helton hit a double for his 800th career extra-base hit...with that hit, he became just the 53rd player all-time to amass 800 extra-base hits and 1,000 walks in his career.
- From 2000-01, he became the first player in MLB history to record 100 extra base hits in consecutive seasons, just the 4th player ever to total 400 bases in consecutive seasons and the seventh player to hit 50 doubles in consecutive years.
- In 2000 alone, he became only the fifth player ever—the first in 63 years—and the first ever in the National League with at least 200 hits, 40 home runs, 100 RBI, 100 runs, 100 extra-base hits and 100 walks...that same year, he won his first batting title with a .372 average, the seventh-highest average by a first baseman in MLB history...Todd was hitting .400 on Aug. 21, 2000, the first player to touch the .400-mark that late in a season in 20 years.
- Earned his first All-Star selection in 2000 and was honored as the Associated Press Major League Player of the Year that summer.
- Helton is the Rockies' all-time leader in nearly every conceivable hitting category...categories in which Helton does not have all-time franchise lead include triples, steals, slugging and OPS.

2012:

- 2012 marked Helton's 15th full season (16th total) with the Rockies, as he has started Opening Day at first base for Colorado in each of those seasons (franchise record)...is the Rockies all-time leader in games (2,123), at bats (7,565), runs (1,360), hits (2,420), doubles (570), home runs (354), RBI (1,345) and walks (1,295).
- Helton played in his fewest games among his 15 full big league seasons in 2012 (69) due to a right hip injury that eventually required surgery and ended his season in early August.
- Had 11 extra-base hits and 16 RBI in April prior to injury...owned an .886 OPS (.333 OBP, .552 SLG) in April, but finished with a .743 OPS for the season.
- Was one of two Rockies with two grand slams (Also: Cuddyer)...first GS came 4/29 vs. NYM as a pinch-hitter and tied game at 4-4...was first career PH grand slam, 2nd career PH-HR...also hit GS on 6/13 vs. OAK...now has a franchise-record 7 career grand slams.
- His 16 doubles in 2012 allowed him to move into 21st on MLB all-time doubles list (570)...is two behind Ivan Rodriguez (572)...also ranks in top-100 in MLB all-time in: extra-base hits (960, T-44th), walks (1,295, 43rd), HR (354, T-81st), RBI (1,345, 85th) and OBP (.419, 20th).
- Notched his 7th career walk-off home run on 4/14 vs. ARI when he connected on a 2-run shot with 2 outs in the 9th inning off J.J. Putz to give the Rockies an 8-7 victory.

2011: In what was his 15th season in the Majors, all coming with the Rockies, Helton added onto his career numbers, tallying a .302 (127-for-421) batting average with 14 home runs, 69 RBI and 27 doubles...all numbers that were personal bests since his 2009 season...he became the first MLB player to have at least 2,270 hits, 1,280 runs, 530 2B, 330 HR, 1,250 RBI and 1,200 BB all before playing his 2,000th career game (Elias)...was 15th active player to reach 2,000 games, 6/30 vs. CWS...Helton committed just three errors in his 119 games at first base in 2011, the fourth time in the last five years he had just three errors or less in a season...his .997 fielding percentage marked the eighth time in his career to have a .997-plus fielding percentage in a single-season...had his 27th career multi-homer game, 4/26 at CHC, with 2 solo shots (No. 335, No. 336 in career)...was first multi-homer game since 8/7/07 vs. MIL...collected 34 multi-hit games, tied for fourth-most on the Rockies...that mark put him at 677 career multi-hit games (59th all-time)...Helton was the National League's fourth-leading hitter prior to the All-Star break at .321...had a nine-game hit-streak 7/8-20...was longest single-season streak since 7/25-8/11/09...hit .394 (13-for-33) with 2 home runs, 3 doubles, 11 RBI and 6 walks in streak.

2010: Helton played his age 36-37 season as the Rockies regular first baseman, though he played in just 118 games in 2010, the second-fewest of his Major League career for a full season (83 games in 2008)...led Colorado with his 67 walks this season...2010 was his 12th straight season in which he has drawn at least 60 free passes (1999-2010)...finished second among National League players with at least 400 plate appearances by seeing an average of 4.35 pitches per plate appearance in 2010...4.35 pitches/PA in 2010 was a career high...continuing a career trend, Helton posted his best statistical month of the season in August, as he hit .307 (23-for-75) with five doubles, a triple, four home runs and 10 RBI in 22 games in August...the left-handed hitter actually hit better vs. left-handers in 2010 (.272) than he did off right-handers (.248)...Helton moved into the top-40 in doubles in Major League history this season...his 18 doubles in 2010 allowed him to move from 45th to 34th on the all-time list with 527 career doubles...Helton passed Hall-of-Famers Ricky Henderson, Joe Cronin, Ed Delahanty, Willie Mays and Ted Williams, as well as Edgar Martinez and Ken Griffey Jr. on the all-time list in 2010...had a .992 fielding percentage in 115 games at first base this season.

2009: A Comeback Player of the Year candidate, Helton hit .325 (177-for-544) with 15 HR's, 86 RBI in 151 games...finished above .300 for the 11th time in 12 full Major League seasons (1998-2009)...led all Rox players with 177 hits; Helton had not led club in hits since '05 (163), something he has done 6 times in his career...ranked 4th in NL in AVG,

3rd in OBP (.416), 6th in times on base (268)...had .348 home AVG, 3rd-best in NL; hit .388 (45-for-116) in his final 31 home games...had 38 doubles, the 11th 35-double season (10 straight from 1998-2007) of his career...only two lefty hitters had more doubles in '09 (Brad Hawpe, Andre Ethier)...reached 500 career doubles on 7/22 vs. ARI (off Jon Garland) to become the 50th player in MLB history with 500 doubles...his 15 HR's pushed him into the top 100 all-time...became 255th player in MLB history with 2000 hits with a single to left field off Jair Jurrjens in the 3rd inning 5/19 at ATL.

2008: In a season shortened by injury, Helton finished with his lowest offensive totals in every offensive category since he saw his first Major League action in 1997...was placed on 15-day DL with a strained lower back on 7/4 and played in just 2 games (both as a pinch hitter) after that date...was hitting .266 (79-for-297), 7 HR 29 RBI in 81 games when he landed on the DL...had reached base safely in 70 of 81 games and ranked 9th in the NL with 141 times on base at the time...did not reach base 4/11 at ARI, ending a game on-base streak of 41 consecutive regular season games since 8/28/07 (was the longest active streak in the Majors and longest consecutive game on-base streak of his career); in those 41 games, Helton owned a .381 (59-for-155) average, .478 on-base percentage, 59 hits, 28 walks, seven home runs and 30 runs scored...made first error 4/29 (first error since 6/14/07)...walked in his final plate appearance 4/30 at SF, giving him 1,000 free passes for his career...2nd-inning double 5/3 vs. LAD (463rd of his career) gave him 800 career extra-base hits...marked his second milestone in a week (along with 1,000th career walk)...hit solo HR for 1,100th career RBI 5/18 vs. MIN; snapped 7-game streak with no RBI and marked his first multi-RBI game of 2008...placed on 15-day DL (strained lower back) on 7/4 (retroactive 7/3)...transferred to 60-day disabled list 8/6 and missed a total of 62 games...came off 60-day DL 9/12 and made first appearance since 7/2 vs. SD striking out in only plate appearance (as PH).

2007: Hit .320 with 17 home runs and 91 RBI in 154 games for Colorado...posted his 5th consecutive season with 40 or more doubles...the 91 RBI was his most since 96 RBI in 2004...had 116 walks, the 2nd-highest total in his career behind only 127 in 2004...ranked among NL leaders in average (9th), walks (2nd), and on-base percentage (2nd, .434)...provided likely the season's seminal moment with his walk-off homer on Sept. 18 (G2) vs. Los Angeles...hit his 300th career home run on Sept. 16 vs. Florida in 5th inning off Mauro Zarate...team's cleanup hitter for majority of the year...had a trio of 4-hit games, all on road: April 25 at NYM, May 27 at SF, and Aug. 31 at ARI...hit .386 in day games, best in the NL...posted a .999 (2 e/ 1545 tc) fielding pct., the highest mark of his career...did not commit an error over his final 91 games, as his last error came June 14 at BOS...had 2 RBI on April 14 at ARI, allowing him to reach 1000 career RBI...recorded franchise-record 5 walks in 11-inning win on April 29 vs. ATL...posted season-high 5 RBI on July 4 vs. New York-NL despite just one hit and 2 walks in that game...had a pair of bases loaded walks in that game after one the previous night; prior to Helton, the last player with 3 separate RBI walks in a 2-game span was Joe Torre, who pulled the trick for the Cardinals on Aug. 26 (twice) and Aug. 27, 1972 vs. San Diego at Busch Stadium II...hit career home run no. 300 on Sept. 16 vs. Florida, prompting Coors Field crowd to entice Helton's first career curtain call...on Sept. 18 vs. LAD (Game 2), Helton hit a 2-out, 2-strike, 2-run walk-off homer off Takashi Saito to beat the Dodgers and sweep the doubleheader...the day's wins, capped by a wild celebration at Coors Field, kept the Rockies alive in the playoff chase and ignited a franchise-record 11-game winning streak.

2006: Hit .302 with 15 home runs, 81 RBI, 40 doubles and 91 walks in 145 games, all starts at first base for Colorado...started in all but 3 games for the Rockies while he was on the active roster...ranked 7th in the NL in both OBP and batting avg. w/RISP (.347)...was on the DL from April 20-May 4 with what was diagnosed as acute terminal ileitis...the DL stint included a 3-night stay at Rose Medical Center in Denver beginning April 21 until his release on April 24...after several diagnostic tests, Helton was diagnosed with the intestinal ailment by Rockies team internist Dr. Allen Schreiber on April 25...after being activated on May 5, batted just .236 (30-for-127) over 34 games through June 12 to drop his aver-

Double Talk In 2009, Helton reached 500 doubles in his 1,749th career game...only two players in MLB history reached 500 doubles in fewer games than Helton: Joe Medwick (1714) and Nap Lajoie (1730)...Helton is just the 19th player in history to collect 500 (or more) doubles with the same team...the only players on that list who are not in the Hall of Fame are Craig Biggio, who is not yet eligible; Pete Rose, who is ineligible; and Edgar Martinez...Helton is the 16th left-handed hitter all-time with at least 500 doubles...he ranks 3rd all-time in doubles among players who spent their careers primarily as a first baseman, trailing only Rafael Palmeiro (585) and Eddie Murray (560)...additionally, he has finished among the top 10 in the National League in doubles in 7 different seasons, all during the 2000s...he led the NL in doubles once (2000) and finished second three times (2001, 2003, 2005).

"He belongs among the elite with guys I played with or against, guys like (Rod) Carew and Wade Boggs," Don Baylor said after Helton recorded his 500th career double. "He's special. There's no way around that."

BEST OF THE DECADE...

Where Todd Helton ranked among all players last decade, from the 2000 through 2009 seasons

BATTING AVERAGE

1. Albert Pujols	.334
2. Ichiro Suzuki	.333
3. Todd Helton	.332
4. Vladimir Guerrero	.323
5. Barry Bonds	.322

TIMES ON BASE

1. Todd Helton	2796
2. Bobby Abreu	2785
3. Alex Rodriguez	2715
4. Derek Jeter	2659
5. Albert Pujols	2597

EXTRA-BASE HITS

1. Albert Pujols	767
2. Alex Rodriguez	736
3. Todd Helton	718
4. Lance Berkman	691
5. Manny Ramirez	687

ON-BASE PERCENTAGE

1. Barry Bonds	.517
2. Todd Helton	.436
3. Albert Pujols	.427
4. Manny Ramirez	.419
5. Jason Giambi	.418

DOUBLES

1. Todd Helton	431
2. Bobby Abreu	408
3. Albert Pujols	387
4. Orlando Cabrera	371
5. Mike Lowell	366

WALKS

1. Barry Bonds	1128
2. Bobby Abreu	1038
3. Todd Helton	1001
4. Jim Thome	973
5. Lance Berkman	968

age to season-low .267...beginning July 27, would hit .332 (79-for-238) over his final 60 games to finish at .302...made club-record 9th consecutive Opening Day start, passing Larry Walker (1995-98, 2000-03) for the franchise record...was ejected for the 2nd time in his career on July 21 at Arizona by home plate umpire James Hoye; Hoye rung Helton up on a check swing without an appeal to 3rd base on a strikeout that ended the 7th inning...hit his 400th career double on Aug. 14 vs. Arizona in 7th inning off Claudio Vargas.

2005: Had first career trip to the DL as he was on the shelf from July 26-Aug. 9 with a strained left calf muscle...hit .320 with 20 home runs and 79 RBI in 144 games...the year snapped a stretch of 7 consecutive seasons in which Helton had hit over .315 with at least 25 home runs and 95 RBI...had fewest games (144), at-bats (509), hits (163), and RBI (79) of any full season in his career to that point...hit .383 (92-for-240) over final 69 games beginning July 1, highest average in the Majors in that span, 24 points higher than the next closest batter (Cleveland's Victor Martinez, .359)...had Major League-best .445 on-base pct., first time in his career to lead the Majors in that category and first player other than Barry Bonds to take OBP honors since 2000 (Oakland's Jason Giambi, .476)...led team in slugging (.534), runs (92), hits (163), doubles, homers, walks, extra base hits (67), multi-hit games (46), and total bases (272)...beginning June 21, hit .381 (104-for-273) over his final 78 games to rise from .250 to .320; had .500 on-base pct. and .652 slugging pct. during those contests...his first homer in July 7 game, upper deck shot, gave him all-time franchise lead, surpassing Larry Walker...was placed on the DL on July 30 (retroactive to July 26) with a strained left calf muscle, his first career trip to the DL.

2004: Hit .347 with 32 home runs and 96 RBI to become the first player in MLB history to hit at least .315 with 25 HR and 95 RBI in each of his first 7 full seasons in the Majors...he surpassed Joe DiMaggio (1936-41), who was the only other guy to ever do it his first 6 campaigns...Todd became just the 3rd player to ever reach numbers like that for 7 consecutive seasons at any point of a career...Lou Gehrig did it for 8 straight summers from 1930-37 and Babe Ruth for 7 from 1926-32...finished runner-up for the batting title for the 2nd straight year (Barry Bonds, .362), the first player to do that in back-to-back seasons since Atlanta's Ralph Garr in 1971-72...set club record by hitting 30 home runs for the 6th straight campaign...broke his own club record with 127 walks, tying Lance Berkman for the 2nd-highest total in the Majors behind Bonds (232); drew 19 intentional walks, trailing only Bonds (120) and Jim Thome (26)...posted franchise-record .469 on-base pct., 2nd in the Majors to only Bonds' ML record .609 OBP...Todd's .469 mark would have led the N.L. in 94 of the 100 seasons during the last century from 1900 to 1999...ranked 3rd in the N.L. with 49 doubles...won his 3rd Gold Glove Award, as he led all National League first basemen in fielding pct. (.997) and assists (144), ranking 2nd in both total chances (1504) and putouts (1356) while committing only 4 errors in 153 games...made his club-record 5th consecutive appearance in the All-Star Game, going 0-for-1 as a pinch hitter at Houston's Minute Maid Park on July 13...in the final home game of the season, Sept. 26 vs. St. Louis, Todd belted his 155th career home run at Coors Field, breaking Walker's record of 154.

2003: Helton finished .00022 points behind Albert Pujols in what was the closest batting race in National League history...Pujols went 2-for-5 on the season's final day to finish at .35871 while Helton was 2-for-4 to finish at .35849...with Pujols' game already completed, Helton came to bat in the 8th inning at Qualcomm Stadium needing just one hit to secure the batting crown, only to be walked intentionally...the closest previous race in NL history occurred in 1931, when St. Louis' Chick Hafey beat out New York's Bill Terry by .00028...overall, it was the 3rd-closest race in MLB history...Helton matched Joe DiMaggio as the only players in the history of the game to hit at least .315 with 25 home runs and 95 RBI in each of their first 6 full seasons...became one of only 6 players in ML history (at that time) to record a .300 batting average, 30 HR, 100 RBI and 100 runs in 5 consecutive years...the others: Lou Gehrig (9 seasons, 1929-37), Babe Ruth (7, 1926-32), Jimmie Foxx (5, 1932-36), Frank Thomas (5, 1993-97) and Vladimir Guerrero (5, 1998-2002)...Helton did not lead the NL in batting avg. for a single day and was actually 56 points behind Pujols on the morning of June 15 (.379 to .323)...from that point until the end of the season, Todd batted .385 (129-for-335)...he hit .373 after the All-Star Break, including a .383 mark in September...only Barry Bonds (.388) had a higher second-half average...won his 4th straight Louisville Silver Slugger Award as the NL's top hitting first baseman...surpassed 200 hits for the 2nd time in his career, finishing with 209, runner-up to Pujols (212) in the NL...became the only player in Rox history to have 200 hits twice in their career...led MLB with a .417 avg. w/RISP, the only qualifier to hit above .400...paced the Majors with a .391 average at home but also had the 8th-highest road average in the NL at .324...hit .387 vs. left-handers, which not only led all southpaws that season but was also the 4th-highest average by a left-handed hitter vs. left-handed pitching since the stat was first recorded in 1974...only Seattle's Ichiro Suzuki in 2004 (.404), Cincinnati's Ken Griffey Sr. in 1976 (.393), and Cubs' Bill Buckner in 1978 (.389) had posted higher averages vs. LHP...made his 4th consecutive appearance at the All-Star Game, his 3rd straight as the National League's starting first baseman...became the first Rockie to ever hit a home run in the Midsummer Classic, as he ignited a 5-run 5th inning for the NL by belting a 2-run homer of Shigetoshi Hasegawa at Chicago's U.S. Cellular Field on July 15...finished with MLB-high 156 assists, most since Mark Grace had 167 in 1991...named NL Player of the Month in April; Shawn Chacon was named NL Pitcher of the Month in April and thus the duo became the first teammates to win both monthly awards since Cincinnati's Greg Vaughn and Denny Neagle in 1999...collected his 1,000th career hit on April 25 vs. CHC...hit safely in a career-best 17 straight games, June 15-July 2, batting .391 (27-for-69) with 17 runs, 9 doubles, 2 homers and 8 RBI...the streak was snapped July 3 vs. Arizona (0-for-4), but another one started the following day in Milwaukee; his next streak lasted 14 games from July 4-20, during which he batted an even .500 (26-for-52) with 8 HR and 17 RBI...all told, he hit safely in 31 of 32 games, batting a collective .424

MAGNIFICENT SEVEN

From 1998-2004, Todd Helton became the first player in Major League history to hit at least .315 with 25 home runs and 95 RBI in each of his first seven full seasons...he surpassed Joe DiMaggio (1936-41), who was the only other player to accomplish the feat his first six campaigns...Todd is one of four players to ever reach numbers like that for seven consecutive seasons at any point of a career...Lou Gehrig did it for eight straight from 1930-37 and Babe Ruth for seven from 1926-32...here are the longest streaks of hitting .315 with 25 HR and 95 RBI in consecutive seasons.

Rk.	Player	Years	No.
1.	Lou Gehrig	1930-37	8
2.	Todd Helton*	1998-2004	7
	Albert Pujols	2003-09	7
	Babe Ruth	1926-32	7
5.	Joe DiMaggio*	1936-41	6
	Babe Ruth	1919-24	6
7.	Chuck Klein	1929-33	5
	Jimmie Foxx	1932-36	5

(* - streak was to begin career)

Research courtesy of Elias Sports Bureau and Sabermetric Encyclopedia

(53-for-125) to raise his average from .323 on June 15 to .357 on July 21.

2002: The lone Rockies All-Star in 2002, Todd won his 3rd consecutive Louisville Silver Slugger Award and second straight Rawlings Gold Glove...finished 4th in the NL with a .329 average and racked up over 30 home runs, 100 runs, 100 RBI and 300 total bases for the 4th consecutive campaign...attended his 3rd consecutive All-Star Game and 2nd straight as the NL's starting first baseman...went 1-for-2 in the Midsummer Classic at Miller Park, driving in Jimmy Rollins with a run-scoring single for the first RBI by a Rockies player in All-Star history...the Gold Glover finished with a .995 fielding pct., T-3rd in the NL and his 1,357 putouts were the most in the Majors among first basemen...had 182 hits, his lowest amount since 1998 (167), but still 7th in the NL...his 30 homers marked the fewest since that same year when he hit 25...earned NL Player of the Month for May after hitting .347 with 10 home runs, the 2nd-most homers in a single month for his career (11 in May of 2000)...on June 15 vs. Cleveland, made his 670th career start at first base, passing Andres Galarraga (669) for most starts at first base in team history...missed 2 games near the end of the season to be with his wife, Christy, who gave birth to the couple's first child, Tierney Faith, on Sept. 24 in Denver.

2001: Became the first player in MLB history to collect 100 extra base hits in consecutive seasons...joined Lou Gehrig (1927, '30) and Chuck Klein (1930, '32) as the only players to have 2 seasons of 100 extra base hits, consecutive or non-consecutive...nearly half of those (45) came on the road...with 402 total bases, he became only the 4th player in history--2nd in NL history--to total 400 bases in consecutive seasons, joining Klein (1929-30), Gehrig (1930-31) and Jimmie Foxx (1932-33)...won his first career Rawlings Gold Glove, compiling a .999 fielding pct., highest in the Majors among first basemen...appeared in his second All-Star Game, making his first start...earned his 2nd consecutive Louisville Silver Slugger Award...was runner-up to Larry Walker for the NL batting title, hitting .336...Helton and Walker became the first NL teammates to finish 1-2 in the batting race since Willie Mays and Don Mueller did so for the 1954 New York Giants...Todd's 49 home runs matched a single-season franchise record (Walker, 1997)...drove in 146 runs, 3rd-most in club history and second to only Sammy Sosa (160) in the NL...his 293 RBI in 2000-01 set a new team record (Galarraga, 290 in 1996-97)...hit 54 doubles, one behind Lance Berkman (55) for the MLB lead...had 59 doubles in 2000 and thus became only the 7th player in history to record 50 doubles in consecutive seasons, the 4th National Leaguer...homered in a career-best 4 consecutive games, July 27-31...collected his historic 100th extra-base on Sept. 30 vs. Milwaukee.

2000: Named *Associated Press* Major League Player of the Year and NL Player of the Year by the Players Choice Awards...earned the second annual Hank Aaron Award...filled first-base slots on the N.L.'s Louisville Silver Slugger team and AP Major League All-Star team...*Baseball Digest* named him its Major League Player of the Year as did USA Baseball...earned his first career All-Star appearance, an invitation from NL manager Bobby Cox...became only the 5th player ever, the first in 63 years, and the first ever in the NL, with at least 200 hits, 40 home runs, 100 RBI, 100 runs, 100 extra-base hits, and 100 walks, joining Babe Ruth (1921), Lou Gehrig (1927 & '30), Jimmie Foxx (1932) and Hank Greenberg (1937)...won his first career batting title by 17 points, leading the Majors with a .372 average...Todd commanded the NL leaders over the season's final 127 days from May 28-Oct. 1...hit 42 home runs (7th in the NL)...only 3 players ever have combined that high of an average with that many home runs: Ruth in 1920, 1921, 1924 and 1931; Gehrig in 1927 and Rogers Hornsby in 1922...led the Majors with 147 RBI...also led the NL with a 3.9 AB/RBI ratio...his 59 doubles set a new club record and were the most in the Majors in 64 years...the last players to hit at least 59 doubles in a season were the Cards' Joe Medwick (N.L.-record 64) and the Tigers' Charlie Gehringer (60), both in 1936...Helton, who led the NL in batting (.372), on-base pct. (.463) and slugging pct. (.698), gave the Rockies consecutive percentage triple crowns...Larry Walker in 1999 earned a percentage triple crown, the first in the Majors since George Brett in 1980, and the first in the NL since Stan Musial in 1948...led the Majors with 405 total bases...paced the NL with 63 multi-hit games, including his career-high 5 hits on May 3 vs. Montreal...posted club-record 44 multi-RBI games, surpassing Galarraga's 42 in 1997...had 103 extra-base hits, T-4th-most in MLB history and just 4 short of Chuck Klein's 1930 senior circuit record...tied a club record with 8 multi-homer games, including his first career 3-homer game on May 1 vs. Montreal...led NL in batting w/RISP (.392), at night (.362), during the day (.391), and vs. RHP (.387)...over a 180-game stretch from Aug. 11, 1999 to Aug. 28, 2000, hit .394 (258-for-655)...on Aug. 21 in the 6th inning, Helton singled to reach .400 exactly (178-for-445), becoming the first player since George Brett on Sept. 4, 1980 to touch .400 that late in the season...ended his day above .400 on 28 occasions: April 8-9, May 12-23 and May 27-June 10...earned the NL's Player of the Month in both May and August...in May, he batted .512, 11 HR and 26 RBI...only two players in the 1990s hit at least .500 over a calendar month (min. 50 AB): Baltimore's Roberto Alomar in Sept. 1997 and Colorado's Larry Walker in Sept. 1998...in August, he batted .476 with 7 HR and 32 RBI...received the Walter Fenner "Buck" Leonard Legacy Award, presented by Buck O'Neil and the Negro Leagues Baseball Museum.

1999: Improved in almost every offensive category after his stellar rookie season...bolstered his batting average from .315 to .320, as well as home runs (25 to 35), RBI (97 to 113), on-base pct. (.380 to .395) and slugging pct. (.530 to .587)...hit nearly 100 points better in Rockies wins than in Rockies losses, and 23 of his 35 HR, and 75 of his 113 RBI, came in Colorado victories...on June 18 vs. Florida, Todd was 3-for-5 with 5 RBI and homered twice, the second of which was his first career game-ending home run...one night later, on June 19, Helton doubled, singled and homered; in his 4th trip, knowing he needed his first triple since May of 1998, he drove a pitch off the right-field wall and slid into third, posting the 3rd cycle in club history...he capped the week with a homer and 2 more RBI and ran away with the NL Player of the Week...at one point during the Marlins series, he reached base in 8 straight trips.

1998: In the closest balloting in 16 years, Todd finished 2nd in the NL Rookie of the Year race, despite leading all MLB rookies in average (.315), homers (25), RBI (97), multi-hit games (49), total bases (281), slugging pct. (.530) and extra-base hits (63)...finished 9 points behind Cubs' Kerry Wood...among NL rookies, he was first in runs (78), hits (167) and on-base pct. (.380)...since 1972, only Mike Piazza (35), David Justice (28) and Darryl Strawberry (26) had more homers as an NL rookie, and only Piazza had more RBI (112)...on May 10 at Montreal, Todd registered his first career multi-homer game...led the Majors in August with a .398 average, hitting safely in 24 of his 29 games with 29 RBI...his 25th and final homer was a 3-run blast in the season finale, Sept. 27 vs. San Francisco, helping erase a 7-run deficit to beat the Giants...his club leading .386 average w/RISP was 4th in the NL.

1997: Opened the season at Triple-A, where he was hitting .352 upon his Aug. 1 recall...made a memorable Major League debut Aug. 2 at Pittsburgh...batting 5th and starting in left, he flied out in his first at-bat but singled in his 2nd trip off Francisco Cordova for his first career hit...after a walk, he belted his first big-league homer, a solo shot off Marc Wilkins...became just 2nd Colorado player (Jay Gainer: May 14, 1993) to hit a HR in their MLB debut...the next day at Three Rivers, he picked up 2 more hits and his 2nd HR...Helton hit safely in his first 4 games in the Majors (7-for-16)...made 14 starts in the outfield (13-LF, 1-RF) and posted 2 assists...started 7 games at first base.

MINOR LEAGUES 1996: Helton began his first full pro season with Double-A New Haven, but moved to Triple-A July 30, going 3-for-4 in his debut at that level...after 3 consecutive hitless games in early April, Todd did not go more than 2 straight games without a hit, including his stint in Triple-A...named the best defensive first baseman in the Eastern League...had a single and a home run in the Double-A All-Star game on July 8...**1995:** Debuted as a pro with Asheville (A) of the South Atlantic League...batted .254 with one home run and 15 RBI...Todd also played winter ball for the Maui Stingrays.

COLLEGE: Helton capped an outstanding collegiate career at the University of Tennessee by being named *Baseball America's* 1995 College Player of the Year, the SEC Player of the Year, the Mizuno/*Collegiate Baseball* Co-National Player of the Year and was named All-America for the 3rd straight season...the southpaw set 19 school records in his 3 years in Knoxville...for his career, he batted .370 (280-for-756) with 199 runs, 65 doubles, 38 home runs and 238 RBI...on the mound, he was 19-5 with a 2.24 ERA (193.0 ip, 48 er) and 23 saves...issued 49 walks with 172 strikeouts...still holds school's all-time records in 11 categories, including home runs, RBI, walks, and saves...tossed 47.2 consecutive scoreless innings at one point in 1994...as a junior in 1995, Todd led the Vols to the College World Series, both at the plate and on the hill...he narrowly missed the '95 SEC triple crown, posting the second-best average (.407), while leading in homers (20) and RBI (92)...as a hurler in '95, Helton was 8-2 with a 1.66 ERA and 12 saves...he made 4 starts on the mound, each a complete-game victory.

POSTSEASON: A career .211 hitter (12-for-57) with 4 RBI in 15 playoff games...scored 5 of Rockies' 15 runs in 2009 NLDS vs. Philadelphia, collecting 2 hits in both Games 3 and 4...in his first-ever career trip to the postseason in 2007, Helton hit .220 (9-for-41) with 2 RBI in 11 games...hit safely in 5 of his final 6 games...went just 1-for-12 in 3 games during the Division Series vs. Philadelphia...in fact, his only hit during that series was a triple, which came on the first pitch of his first career postseason plate appearance in Game 1 on Oct. 3...also scored Colorado's first run of the postseason in that contest...went 3-for-14 in the LCS vs. Arizona...drove in his first postseason RBI with a sacrifice fly in the 5th inning of LCS Game 2 at Arizona...went 5-for-15 in the Fall Classic vs. Boston...recorded one of 2 multi-hit games in Game 1 on Oct. 24 at Fenway Park and went 2-for-4 in the series finale on Oct. 28 at Coors Field.

PERSONAL: Todd Lynn Helton...he and his wife, Christy, have two daughters, Tierney Faith (9/24/02) and Gentry Grace...the Helton family resides in Brighton, Colo., along with their chocolate labs, Abby and Greeley...a '92 graduate of Knox Central (Tenn.) High School, he lettered in baseball and football...was a *Baseball America* prep All-American during his senior season of '92, batting .655 (51-for-78)...in December of 2003, Helton presented the Gatorade High School Football Player of the Year Award for the state of Colorado to Loveland's Jeff Byers...Todd himself was a Gatorade Player of the Year in Tennessee for both baseball and football...was named the Boy Scouts Man of the Year for Tennessee in 2004...received the 2002 Humanitarian Award at the Sports Fans Choice Awards presented by the Colorado Sports Hall of Fame...was the recipient of the Rockies' Roberto Clemente Award in both 2000 and 2002...participates in the Rockies "Care & Share Program" and makes visits to The Children's Hospital...in October of 2002, Helton and a few other big leaguers were invited to join President George W. Bush for dinner at the White House...his teammates named him their club player representative in 1998, the first time the Rockies had named a rookie to that role...following his rookie season, the Tennessee Sports Hall of Fame named him its 1998 Professional Athlete of the Year...was enshrined into the Arizona Fall League Hall of Fame in July of 2003...Todd played for the Peoria Javelinas in 1996...signed by Rockies scout Ty Coslow.

100 EXTRA-BASE HITS

Player	Year	EBH
1. Babe Ruth	1921	119
2. Lou Gehrig	1927	117
3. Chuck Klein	1930	107
Barry Bonds	2001	107
5. Todd Helton	2001	105
6. Todd Helton	2000	103
Sammy Sosa	2001	103
Chuck Klein	1932	103
Hank Greenberg	1937	103
Stan Musial	1948	103
Albert Belle	1995	103
12. Rogers Hornsby	1922	102
13. Lou Gehrig	1930	100
Jimmie Foxx	1932	100
Luis Gonzalez	2001	100

BACK-TO-BACK 50 DOUBLE SEASONS

Player	Club	Years
Brian Roberts	BAL	2008-09
Todd Helton	COL	2000-01
Craig Biggio	HOU	1998-99
Edgar Martinez	SEA	1995-96
Joe Medwick	STL	1936-37
Billy Herman	CHC	1935-36
George Burns	CLE	1926-27
Tris Speaker	CLE	1920-21

NL, 400 TOTAL BASES

Player	Year	TB
1. Rogers Hornsby	1922	450
2. Chuck Klein	1930	445
3. Stan Musial	1948	429
4. Sammy Sosa	2001	425
5. Hack Wilson	1930	423
6. Chuck Klein	1932	420
7. Luis Gonzalez	2001	419
8. Babe Herman	1930	416
Sammy Sosa	1998	416
10. Barry Bonds	2001	411
11. Larry Walker	1997	409
Rogers Hornsby	1929	409
13. Joe Medwick	1937	406
14. Todd Helton	2000	405
Chuck Klein	1929	405
16. Todd Helton	2001	402
17. Hank Aaron	1959	400

◆ ACTIVE LEADERS ◆

BATTING w/RISP (600 PA)

Rk	Player	AVG
1.	Joey Votto	.348
2.	Joe Mauer	.343
3.	Albert Pujols	.336
4.	Miguel Cabrera	.330
5.	Adrian Gonzalez	.329
6.	Todd Helton	.329

BATTING VS. RHP (2,250 PA)

Rk	Player	AVG
1.	Joe Mauer	.338
2.	Todd Helton	.329
3.	Albert Pujols	.322
4.	Miguel Cabrera	.319
5.	Ichiro Suzuki	.319

BATTING, LHB VS. LHP (750 PA)

Rk	Player	AVG
1.	Ichiro Suzuki	.330
2.	Joey Votto	.304
3.	Juan Pierre	.301
2.	Todd Helton	.298
5.	Joe Mauer	.295

BATTING IN AUGUST (500 PA)

Rk	Player	AVG
1.	Todd Helton	.358
2.	Albert Pujols	.339
3.	Freddy Sanchez	.333
3.	Ryan Braun	.330
5.	Troy Tulowitzki	.326

BATTING IN SEPT./OCT. (500 PA)

Rk	Player	AVG
1.	Albert Pujols	.333
2.	Todd Helton	.332
3.	Robinson Cano	.332
4.	Jacoby Ellsbury	.330
5.	Victor Martinez	.325

BATTING POST-ALL STAR (1200 PA)

Rk	Player	AVG
1.	Albert Pujols	.334
2.	Todd Helton	.334
3.	Joe Mauer	.321
4.	Derek Jeter	.321
5.	Troy Tulowitzki	.321

HELTON'S CAREER RECORD

Year	Team	AVG	G	AB	R	H	2B	3B	HR	RBI	SAC	SF	HBP	BB	IBB	SO	SB	CS	GIDP	OBP	SLG
1995	Asheville	.254	54	201	24	51	11	1	1	15	0	0	1	25	1	32	1	1	7	.339	.333
1996	New Haven	.332	93	319	46	106	24	2	7	51	3	1	1	51	5	37	2	5	8	.425	.486
	Colo. Springs	.352	21	71	13	25	4	1	2	13	0	0	0	11	0	12	0	0	3	.439	.521
1997	Colo. Springs	.352	99	392	87	138	31	2	16	88	1	6	0	61	4	68	3	1	10	.434	.564
	COLORADO	.280	35	93	13	26	2	1	5	11	0	0	0	8	0	11	0	1	1	.337	.484
1998	COLORADO	.315	152	530	78	167	37	1	25	97	1	5	6	53	5	54	3	3	15	.380	.530
1999	COLORADO	.320	159	578	114	185	39	5	35	113	0	4	6	68	6	77	7	6	14	.395	.587
2000	COLORADO	.372	160	580	138	216	59	2	42	147	0	10	4	103	22	61	5	3	12	.463	.698
2001	COLORADO	.336	159	587	132	197	54	2	49	146	1	5	5	98	15	104	7	5	14	.432	.685
2002	COLORADO	.329	156	553	107	182	39	4	30	109	0	10	5	99	21	91	5	1	10	.429	.577
2003	COLORADO	.358	160	583	135	209	49	5	33	117	0	7	2	111	21	72	0	4	19	.458	.630
2004	COLORADO	.347	154	547	115	190	49	2	32	96	0	6	3	127	19	72	3	0	12	.469	.620
2005	COLORADO	.320	144	509	92	163	45	2	20	79	1	1	9	106	22	80	3	0	14	.445	.534
	Colo. Springs	.600	2	5	1	3	2	0	0	1	0	0	1	1	0	0	0	0	0	.714	1.000
2006	COLORADO	.302	145	546	94	165	40	5	15	81	0	6	6	91	15	64	3	2	10	.404	.476
	Colo. Springs	.333	2	6	0	2	0	0	0	0	0	0	0	1	0	1	0	0	0	.429	.333
2007	COLORADO	.320	154	557	86	178	42	2	17	91	0	7	2	116	16	74	0	1	15	.434	.494
2008	COLORADO	.264	83	299	39	79	16	0	7	29	0	0	1	61	8	50	0	0	9	.391	.388
2009	COLORADO	.325	151	544	79	177	38	3	15	86	0	10	2	89	5	73	0	1	15	.416	.489
2010	COLORADO	.256	118	398	48	102	18	1	8	37	0	6	2	67	3	90	0	0	10	.362	.367
	Casper	.500	3	10	1	5	1	0	0	5	0	1	0	2	0	1	0	0	0	.538	.600
2011	COLORADO	.302	124	421	59	127	27	0	14	69	0	8	3	59	5	71	0	1	6	.385	.466
2012	COLORADO	.238	69	240	31	57	16	1	7	37	0	3	1	39	1	44	1	1	6	.419	.545
	Grand Junction	.600	2	5	0	3	0	0	0	2	0	0	0	1	0	0	0	0	1	.667	.600
Minor League Totals		.330	276	1009	172	333	73	6	26	175	8	4	3	153	10	151	6	7	29	.417	.492
Major League Totals		.320	2123	7565	1360	2420	570	36	354	1345	88	3	57	1295	184	1088	37	29	182	.419	.545

DIVISION SERIES RECORD

Year	Team	AVG	G	AB	R	H	2B	3B	HR	RBI	BB	SO
2007	COLORADO vs. Philadelphia	.083	3	12	1	1	0	1	0	0	1	2
2009	COLORADO vs. Philadelphia	.188	4	16	5	3	0	0	0	2	3	2
Totals		.143	7	28	6	4	0	1	0	2	4	4

LEAGUE CHAMPIONSHIP SERIES RECORD

Year	Team	AVG	G	AB	R	H	2B	3B	HR	RBI	BB	SO
2007	COLORADO vs. Arizona	.214	4	14	3	3	0	0	0	1	2	4

WORLD SERIES RECORD

Year	Team	AVG	G	AB	R	H	2B	3B	HR	RBI	BB	SO
2007	COLORADO vs. Boston	.333	4	15	2	5	2	0	0	1	2	3

ALL-STAR GAME RECORD

Year	Team (SITE)	AVG	G	AB	R	H	2B	3B	HR	RBI	BB	SO
2000	NATIONAL LEAGUE (at Atlanta)	.000	1	2	0	0	0	0	0	0	0	0
2001	NATIONAL LEAGUE (at Seattle)	.000	1	2	0	0	0	0	0	0	0	1
2002	NATIONAL LEAGUE (at Milwaukee)	.500	1	2	1	1	0	0	0	1	0	0
2003	NATIONAL LEAGUE (at CWS)	.500	1	2	1	1	0	0	1	2	0	1
2004	NATIONAL LEAGUE (at Houston)	.000	1	1	0	0	0	0	0	0	0	0
All-Star Totals		.222	5	9	2	2	0	0	1	3	0	2

CAREER TRANSACTIONS

- 1992: Originally selected by San Diego in the second round of the First-Year Player Draft (did not sign).
- 1995: Selected by Colorado in the first round (eighth overall) of the Draft.
- 2005: On disabled list, 7/26-8/10, with a left calf strain.
- 2006: On disabled list, 4/20-5/4, with acute terminal ileitis.
- 2008: On disabled list, 7/4-9/12 with sore lower back (transferred to 60-day DL on 8/6).
- 2010: On disabled list, 7/7-8/3.
- 2010: On disabled list 7/13-27 with right hip inflammation...on 15 and 60-day disabled list 8/6-11/2 with torn labrum, right hip.

CAREER FIELDING

1B	CLUB	PCT	G-GS	PO	A	E	TC	DP
1997	COLORADO	1.000	8-7	68	10	0	78	7
1998	COLORADO	.995	146-134	1164	*146	7	1317	*156
1999	COLORADO	.993	156-148	1243	103	9	1355	*152
2000	COLORADO	.995	*160-156	*1326	*149	7	*1482	*143
2001	G COLORADO	*.999	157-157	1303	120	2	1425	139
2002	G COLORADO	.995	156-155	*1357	113	7	1477	138
2003	COLORADO	.993	159-159	*1418	*156	11	*1585	*149
2004	G COLORADO	*.997	153-151	1356	*144	4	1504	130
2005	COLORADO	.996	144-142	1236	120	5	1361	136
2006	COLORADO	*.997	145-145	1367	87	4	1458	156
2007	COLORADO	*.999	153-152	1448	95	2	1545	153
2008	COLORADO	.997	81-81	830	57	3	890	79
2009	COLORADO	.998	149-147	1349	96	3	1448	115
2010	COLORADO	.992	115-105	932	77	8	1017	116
2011	COLORADO	.997	119-113	985	104	3	1092	110
2012	COLORADO	.997	67-64	566	57	2	625	53
Career Totals		.996	2068-2016	17950	1634	77	19661	1932
OF	CLUB	PCT	G-GS	PO	A	E	TC	DP
1997	COLORADO	1.000	15-14	16	2	0	18	0

G – Rawlings Gold Glove

*led league

#tied for league lead

HIT STREAKS OF 10+ GAMES (24)

17, June 15–July 2, 2003
 16, July 25–Aug. 11, 2009
 14, Aug. 10–22, 2000
 14, Aug. 9–24, 2001
 14, July 4–20, 2003
 13, Sept. 3–19, 2003
 13, Sept. 13–26, 2005
 12, April 8–20, 2002
 12, May 25–June 6, 2008
 11, June 26–July 5, 2000
 11, June 8–19, 2001
 11, June 25–July 6, 2004
 11, Sept. 22–Oct. 1, 2004
 11, June 21–July 2, 2005
 11, Sept. 16–27, 2007
 11, April 27–May 8, 2009
 10, Aug. 20–29, 1998
 10, May 1–11, 1999
 10, April 3–13, 2000
 10, May 6–21, 2000
 10, Aug. 26–Sept. 5, 2004
 10, July 24–Aug. 17, 2005
 10, Aug. 30–Sept. 8, 2006
 10, April 17–27, 2008

MULTI-HOMER GAMES (27)						
NO.	DATE	OPP.	PITCHER(S)			
2	5/10/98	at MON	M. Batista/A. Telford			
2	9/23/98	vs. ARI	Ford/F. Rodriguez			
2	5/11/99	vs. NYM	Bobby M. Jones (2)			
2	6/18/99	vs. FLA	L. Hernandez/Mantei			
2	7/31/99	at STL	Luebbers/R. Bottalico			
2	8/14/99	vs. MON	Je. Powell/S. Strickland			
2	9/8/99	at MON	Dan Smith (2)			
2	9/17/99	vs. LA	I. Valdez/R. Checo			
◆ 3	5/1/00	vs. MON	Hermanson (2) /Telford			
2	5/9/00	at HOU	S. Elarton/D. Henry			
2	5/27/00	vs. PIT	T. Ritchie/J. Christiansen			
2	5/29/00	vs. HOU	O. Dotel/Jose Cabrera			
2	6/20/00	at CIN	Osvaldo Fernandez (2)			
2	7/17/00	vs. OAK	Magnante/Isringhausen			
2	8/4/00	vs. PHI	Bottenfield/M. Holzemer			
2	8/14/00	at MON	A. Telford/S. Strickland			
2	4/25/01	vs. CHC	J. Bere/F. Heredia			
2	6/10/01	vs. STL	Timlin/G. Stechschulte			
2	7/31/01	vs. PHI	R. Person/R. Cormier			
2	9/18/01	vs. ARI	C. Schilling/B. Kim			
2	5/10/02	at NYM	Jeff D'Amico (2)			
◆ 3	5/29/03	vs. LA	O. Perez (2) / E. Gagne			
2	7/11/03	vs. LA	Hideo Nomo (2)			
2	7/7/05	vs. LA	D. Lowe/F. Osoria			
2	9/2/05	vs. LA	Jeff Weaver (2)			
2	8/7/07	vs. MIL	Linebrink/Spurling			
2	4/26/11	at CHC	James Russell (2)			
◆ 3 home run games						

GOLD GLOVES FIRST BASEMEN

Player	No.
Keith Hernandez	11
Don Mattingly	9
George Scott	8
Bill White	7
Vic Power	7
Wes Parker	6
J.T. Snow	6
Steve Garvey	4
Mark Grace	4
Mark Teixeira	4
Todd Helton	3
Gil Hodges	3
John Olerud	3
Rafael Palmeiro	3
Eddie Murray	3
Joe Pepitone	3

PINCH-HIT HOME RUN (1)

DATE	OPP.	INNING	PITCHER
8/25/97	vs. CIN	6	Scott Sullivan

WALK-OFF HOME RUNS (6)

DATE	OPP.	INNING	PITCHER
6/18/99	vs. FLA	9	Matt Mantei
5/27/00	vs. PIT	9	J. Christiansen
7/31/01	vs. PHI	9	Rheal Cormier
8/21/03	vs. FLA	9	Braden Looper
9/18/07	vs. LAD (G2)	9	Takashi Saito
6/20/09	vs. PIT	9	Jesse Chavez

GRAND SLAMS (5)

DATE	OPP.	INNING	PITCHER
5/28/01	at LA	3	Eric Gagne
8/7/02	vs. CIN	5	Joey Hamilton
8/27/05	at SD	5	Brian Lawrence
9/10/06	vs. WSH	7	Chris Schroder
5/21/09	at ATL	4	James Parr
4/29/12	vs. NYM	8	Tim Lincecum
6/13/12	vs. OAK	1	Tommy Milone

HIT FOR CYCLE (1)

June 19, 1999 vs. FLA

HELTON

PLAYERS WITH 200 HITS, 40 HOME RUNS, 100 RUNS, 100 RBI, 100 XBH, 100 WALKS IN A SEASON

PLAYER. CLUB	YEAR	H	HR	R	RBI	EBH	BB
Babe Ruth, NYY	1921	204	59	177	171	119	144
Lou Gehrig, NYY	1927	218	47	149	175	117	109
Lou Gehrig, NYY	1930	220	41	143	174	100	101
Jimmie Foxx, PHI-AL	1932	213	58	151	169	100	116
Hank Greenberg, DET	1937	200	40	137	183	103	102
Todd Helton, COL	2000	216	42	138	147	103	103

CAREER HOME RUNS TENNESSEE-BORN PLAYER

Todd Helton	354
Steve Finley	304
Vada Pinson	256
Leon Wagner	211
Bill Madlock	163

ROCKY TOP TENNESSEE

As many know by now, Todd Helton was not just a baseball star at the University of Tennessee, he was also a quarterback for the gridiron Vols...but simply calling him "Peyton Manning's backup" is a mistake...in fact, Helton beat out Manning and another highly touted freshman, Brandon Stewart, for the No. 2 quarterback job behind Jerry Colquitt out of fall camp in 1994...when Colquitt suffered a season-ending knee injury in the '94 opener at UCLA on Sept. 3, Helton saw the bulk of the playing time that afternoon in relief, but Tennessee still lost 25-23...Helton then made his first collegiate start the following week at Georgia, and completed 9-of-13 passes for 110 yards and one touchdown in leading the Vols to a 41-23 victory over the Bulldogs...the southpaw started two more games, a 31-0 loss to Florida on Sept. 17 and then a 24-21 loss at Mississippi State on Sept. 24...in that Sept. 24th game, Todd suffered a sprained Medial Collateral Ligament in the first half and did not return...Manning took over from there and became Tennessee's all-time passing leader...Stewart transferred to Texas A&M...Helton's final appearance as a quarterback came late in UT's 65-0 drubbing of Vanderbilt on Nov. 26...he went on to be named Baseball America's Collegiate Player of the Year on the baseball diamond the following spring and was drafted by the Rockies as the club's first round selection (eighth overall) that June.



Tennessee Sports Information

HELTON'S CAREER FOOTBALL STATISTICS

Year	—PASSING—					—RUSHING—				
	Att	Com	Int	Pct.	Yds	TD	Att	Yds	Avg.	TD
1992	0-	0-	0	00.0	0	0	2	-3	-3.0	0
1993	9-	5-	0	55.6	78	2	9	32	3.6	0
1994	66-	36-	3	54.6	406	2	25	58	2.3	0
Totals	75-	41-	3	54.6	484	4	36	87	2.4	0



55 RAMON HERNANDEZ C

Ht: 6-0 Wt: 220 B/T: R/R Age: 36/37
 Born: May 20, 1976 in Caracas, VZ Residence: Oakland Park, FL
 Major League Service: 13.099 Contract: Through 2013
 Obtained: Signed as a free agent on December 12, 2011

COLORADO

HIGHLIGHTS

Rockies starting catcher on Opening Day in 2012...among active leaders among catchers in doubles (260, 3rd), home runs (166, 1st), RBI (751, 1st) and games (1,509, 2nd)...is a veteran of parts of 14 Major League seasons with Oakland (1999-2003), San Diego (2004-05), Baltimore (2006-08), Cincinnati (2009-11) and Colorado (2012)...played for Venezuela in the 2006 and 2009 World Baseball Classics...in 2003 was an American League All-Star for Oakland...his catcher's ERA of 3.88 from 1999-2005 was second-lowest in the Major Leagues behind Paul Lo Duca (3.73)...his 551 games caught from 2000-03 were second-most in the Majors behind Jason Kendall (569 games)...in 1997 was a California League All-Star, Cal League Player of the Week for 4/14-4/20 and Player of the Month for June...in 1996 was a Midwest League All-Star...in 1995 was the Arizona League's Most Valuable Player and that league's Howe Sportsdata Star of Stars...on 1/19/11 was inducted into the West Michigan White Caps Hall of Fame.

CAREER

- The Rockies are Hernandez's fifth Major League organization and the veteran is entering his 15th Major League season...Hernandez broke into the Majors with Oakland (1999-2003) and has played for San Diego (2004-05), Baltimore (2006-08) and Cincinnati (2009-11) as well.
- Hernandez caught 31.6 percent (18-for-57) of attempted base stealers in 2011 and has caught 265-of-1051 attempted base stealers in his career (25.0-percent)...Hernandez's 31.6 percent caught stealing percentage was the fourth-highest mark among Major League catchers in 2011.
- Hernandez became the first player in Major League history to hit an Opening Day walkoff home run after coming to the plate with his team trailing by more than one run when he went deep to give the Reds a 7-6 win vs. MIL on Opening Day 3/31/11...the home run capped a Reds 4-run ninth inning and came off John Axford...joined LAD's Raul Mondesi (1999) and Rockies' Clint Barmes (2005) as the only players in big league history to have at least 4 hits and a game-ending homer in an Opening Day game...became the second Reds player to produce an Opening Day walkoff home run in the season's first game (Joe Randa, 2005 off NYM's Braden Loooper) and the fifth Red to produce four hits on Opening Day.
- A 2003 American League All-Star, Hernandez has two career 20-plus home run seasons (21 in 2003; 23 in 2006) and eight career double-digit home run seasons, including 12 home runs in 91 games in 2011.
- Hernandez has played 579 career games against the National League entering 2013 and owns a .266 (529-for-1986) average and a .422 slugging percentage against the Senior Circuit.
- Has posted a .990-plus fielding percentage in nine of his 14 Major League seasons, including each of the last four seasons, since 2009...he led all NL backstops with a career-high .998 fielding percentage in 2011.
- Hernandez is a .285 (380-for-1335) career hitter with runners in scoring position.

2012:

- Signed by Colorado to a two-year MLB free agent contract prior to the 2012 season.
- Was Colorado's primary catcher for majority of the season's first two months before being landing on DL 5/25 with a left hand injury...returned following the All-Star break as the Rox second catcher behind Wilin Rosario.
- Hit .246 (14-for-57) with 4 doubles, 4 home runs and 14 RBI in 16 games in April...batted just .205 (26-for-127) with 6 doubles, 1 home run and 14 RBI in his 36 games over the remainder of the season.
- Hit home runs in back-to-back games twice, on 4/13-14 vs. ARI and 4/25-27 at PIT and vs. NYM...HR on 4/27 vs. NYM was grand slam...was 6th career grand slam.
- Hit .236 (21-for-89) with 7 doubles, 3 home runs and 14 RBI in 24 games vs. NL West opponents...was at his best with runners aboard, as he batted .277 (23-for-83) with runners on, .276 (15-for-58) with runners in scoring position and .300 (9-for-30) with runners in scoring position and two outs.

2012

HIGHS AND LOWS

CAREER

3, 2x, last: August 1 vs. STL	Hits	4, 8x, last: March 31, 2011 vs. MIL
1, September 2 vs. SD	Home Runs	2, 9x, last: May 14, 2011 vs. STL
5, April 27 vs. NYM	RBI	7, 2x, last: May 23, 2006 at SEA
4, April 9-14	Hit Streak	15, August 8-25, 2008
2, 2, April 27 vs. NYM	Runs	4, September 17, 2006 at DET
2, August 4 vs. SF	Doubles	2, 12x, last: August 4, 2012 vs. SF
None	Triples	1, 8x, last: July 4, 2010 at CHC
6, April 13 vs. ARI	Total Bases	10, 2x, last: May 14, 2011 vs. STL
2, May 15 at SF	Walks	3, 2x, last: April 5, 2005 at COL
2, 5x, last: September 9 at PHI	Strikeouts	3, 12x, last: August 24, 2011 at FLA
None	Stolen Bases	1, 8x, last: June 2, 2009 at STL

2011: In his third season with Cincinnati, Hernandez hit .282 (84-for-298) with 13 doubles, 12 home runs, 36 RBI and a .788 OPS (.341 OBP, .446 SLG)...Hernandez caught 82 games in 2011, just seven fewer than Ryan Hannigan...in the 7-6 win vs. MIL on Opening Day capped a 4-run ninth inning with a game-ending, 3-run homer off John Axford...became the first player in Major League history to hit an Opening Day walkoff home run after coming to the plate with his team trailing by more than one run...joined LAD's Raul Mondesi (1999) and COL's Clint Barmes (2005) as the only players in big league history to have at least 4 hits and a game-ending homer in an Opening Day game...became the second Reds player to produce an Opening Day walkoff home run in the season's first game (Joe Randa, 2005 off NYM's Braden Loper) and the fifth Red to produce four hits on Opening Day...led NL catchers in fielding percentage (.998, 1 error, 549 total chances)...Reds pitchers posted a 4.24 ERA while he caught and went 34-42 in his 76 starts behind the plate...threw out 18-of-56 baserunners attempting to steal (32-percent)...from 4/29-5/17 produced a season-high 11-game hitting streak (17-40, .425, 4 HR, 6 RBI)...on 9/14 vs CHC recorded his 250th career double (off Casey Coleman)...in late August and early September was bothered by a bruised right forearm suffered on a foul tip on 8/20 at PIT...the last couple weeks of the season was bothered by a sore left shin...on 7/27 missed a game while he was sworn in as a U.S. citizen in Miami.

2010: Led the club with 85 starts behind the plate but also made two starts at first base (7/22 vs. WAS, 9/24 at SD)...from 7/9-7/21 missed nine games while on the 15-day disabled list with inflammation in his left knee...hit .281 (3 HR, 23 RBI) in 57 appearances before he went on the DL and .311 (4 HR, 25 RBI) in 40 appearances after he came off the DL...from 6/28-8/21 produced an RBI in 15 of his 21 appearance (24 RBI)...the staff went 45-40 in his starts...Reds pitchers posted a 4.80 ERA while he caught...threw out 14-of-45 baserunners attempting to steal (31 percent)...through 9/17 led all National League catchers in fielding percentage but then committed three errors in his next 5 games...caught Johnny Cueto's 1-hit shutout on 5/11 at PIT and four of the staff's nine team shutouts...led off the 10th inning of the 6-4 win on 6/21 at OAK with a home run off Michael Wuertz...following the season became a free agent but on 11/15 was re-signed to a one-year contract.

2009: From 7/20-9/18 missed 57 games while on the disabled list with a left knee injury...on 7/21 had arthroscopic surgery to clean out that knee...made 4 appearances, all starts, after he came off the DL (6-for-14, .429, 1 RBI)...with Joey Votto on the disabled list (5/30-6/22) started at first base in 18 of the Reds' 21 game...overall made 53 starts behind the plate and 26 starts at first base...entered the season with 7 career appearances and one career start at first base (9/9/08 for BAL vs. CLE)...also made his only Major League appearance at third base, in the ninth inning on 5/23 vs CLE after Brandon Phillips was injured and Adam Rosales moved from 3B to 2B...had made 19 minor league appearance at that position...the team went 23-30 in his starts behind the plate...Reds pitchers posted a 4.41 ERA while he caught...threw out 11-44 baserunners attempting to steal (25%)...recorded 17 2-hit games and three three-hit games...won the Ohio Cup Trophy as the Most Outstanding Player of the six-game series vs. the Indians (9-19, .474, 2B, 3B, 1 HR, 5 RBI)...in the 2-1 win on 4/17 at HOU recorded his 4,000th career at-bat in the seventh inning and then in the ninth produced a two-run home run off Jose Valverde that erased the 1-0 deficit...was his first homer as a Red...on 6/13 at KC snapped a season-high 0-for-20 skid with a solo HR off Joakim Soria...in the ninth inning of the 4-3 win on 7/7 at PHI snapped the 3-3 tie with an RBI-single off Brad Lidge...on 7/12 at NYM scored the 500th run of his career...following the season the club declined his contract option for 2010 but was re-signed to a one-year deal through 2010 with an option for 2011.

2008: Was the Orioles' Opening Day catcher and started 119 games...also made one start at designated hitter and his first career start at first base (9/9 vs. CLE)...after the All-Star break hit .285 and reached base safely in 45 of his 55 apps...produced his best month in July (.297, 5 HR)...on 7/28 at Yankee Stadium homered off Mike Mussina for his 1,000th career hit...from 8/5-8/22 produced a career-best 15-game hitting streak (.305, 2 HR, 12 RBI)...from 7/19-7/22 homered in three consecutive games...on 8/1 at SEA recorded his 200th career double.

2007: Made 106 appearances despite stints on the disabled list with injuries to his left oblique muscle (4/8-4/25) and groin (6/8-6/21)...among American League leaders ranked ninth with a .576 slugging percentage and 11th with a .354 batting average with RISP...hit .320 with RISP and 2 outs, 19th-best in the AL...in his first 9 games of the season, 3 times produced 4 RBI (all vs. CLE)...in his last 14 games of the season hit .388 to raise average from .238 to season-ending .258...on 5/28 at KC hit his fifth career grand slam (off Scott Elarton)...in the 3-2 win vs NYY on 6/28 drew a bases-loaded, game-ending walk.

2006: In his first season with the Orioles established career highs in HR (23), RBI (91), doubles (29) and games played (144)...was the club's recipient of the MLB Players Alumni Association's Heart and Hustle Award for embodying the values, spirit and traditions of the game...had 87 RBI as a catcher, a franchise record for that position (Chris Hoiles, 82 RBI, 1993)...produced his other four RBI as a designated hitter...tied NYY's Jorge Posada for the American League lead in homers by a catcher (23)...also ranked among AL catchers in RBI (87, 2nd), slugging percentage (.497, 2nd), doubles (27, T2nd) and games caught (135, 3rd)...threw out 35 baserunners attempting to steal, most in the AL...his caught stealing percentage of 38.9 (35-90) ranked second in the AL to Det's Ivan Rodriguez (45.7)...was a fan vote nominee for the final spot on the AL All-Star team...on 5/23 at SEA tied career highs with 2 homers and 7 RBI...his grand slam in that game was the fourth of his career and the only slam by an Orioles player all season...from 6/24-6/28 homered in three straight appearances as part of a five-game stretch in which he produced 5 HR and 10 RBI...also homered in three straight games from 9/10-9/12 and in two straight on 5/1 and 5/2...on 6/12 at TOR recorded his 100th career home run...prior to the season played for Venezuela in the inaugural World Baseball Classic.

2005: In 99 appearances for the Padres hit a career-best .290...missed 52 games during two stints on the disabled list for a left wrist injury (6/22-7/6, 7/29-9/1)...was on the DL the second time recovering from surgery on that wrist...was reinstated in September and hit .350 the rest of the season (5 HR, 20 RBI)...still ranked tied for third on the club in RBI...became only the fourth Padres catcher to produce at least 10 homers in more than one season (Terry Kennedy, Gene Tenace, Benito Santiago)...on 9/27 vs SF produced 7 RBI, including a grand slam off Jeff Fassero and his third career triple...following the season was named MVP of the Caribbean World Series after leading Venezuela to the title over the Dominican Republic.

2004: In his first season with the Padres hit 18 homers, the third-highest total by a catcher in franchise history (Terry Kennedy, 21hr in 1982; Gene Tenace, 20hr in 1979)...from 6/21-7/25 missed 30 games while on the disabled list with a sprained left knee suffered in a home plate collision with TOR's Howie Clark on 6/20...after he came off the DL produced 11 of his 18 homers and 38 of his 63 RBI...threw out 25.4 percent of baserunners attempting to steal (18-53), second in the National League to Pit's Jason Kendall (32.3%).

2003: For the Athletics was an American League All-Star...established career highs in at-bats (483), runs (70), hits (132), HR (21), RBI (78) and slugging percentage (.458)...became only the fifth catcher in franchise history to produce at

least 20 homers in a season (Mickey Cochrane, Frankie Hayes, Terry Steinbach, Gene Tenace)...led the league and ranked third in the majors with 139 games caught, third-highest total in Oak history behind his 142 appearances at the position in 2000 and Ray Fosse's 141 games there in 1973...among AL catchers ranked fourth in homers and sixth in RBI...A's pitchers had a 3.48 ERA with him behind the plate, the lowest catcher's ERA in the AL, 15 points below OAK's overall ERA and the lowest by a catcher in the AL since 1997 (NYY's Joe Girardi, 3.44)...on 4/12 at ANA threw out three baserunners attempting to steal for the second time in his career (8/21/01 vs. CLE)...from 9/7-9/23 started 16 consecutive games, the longest streak by an A's catcher since 1985 (Mike Heath, 17 games).

2002: Made 135 appearances behind the plate, fourth-most in the Major Leagues and fifth-highest single-season total in Athletics history...threw out 31.8 percent of baserunners attempting to steal (21-66), sixth-best in the AL.

2001: Led the American League with 135 appearances and 127 starts behind the plate...became the first catcher in Oak history to catch more than 125 games in a season twice...participated in 15 double plays, an Oakland record for a catcher (Jim Essian, 12 double plays, 1978) and the most in the AL in 2001...with nine sacrifice bunts led the A's and ranked tied for fifth in the AL...following the season led the Venezuelan Winter League in hitting (.376) and on-base percentage (.462)...produced 6 HR and 33 RBI in 44 games for Occidente.

2000: Made 142 appearances behind the plate, an Oakland single-season record for a catcher (Ray Fosse, 141g, 1973) and fourth-most in Athletics history behind Frankie Hayes (155g, 1944), Cy Perkins (146g, 1920) and Hayes (143g, 1936)...made 118 starts...following the season played for Occidente in the Venezuelan Winter League (41g, .293, 5 HR, 25 RBI)...during the Caribbean World Series hit .364 (3 HR, 6 RBI).

1999: In his Major League debut hit .279 in 40 appearances for Oakland...was promoted on 6/27, when Mike Macfarlane went on the disabled list, and spent the rest of the season with the A's...on 6/29 vs. SEA made his Major League debut and in his first career plate appearance produced a bunt single off John Halama...had another single later in the game...the next day had 3 hits and 4 RBI, including his first home run (2-run off Damaso Marte)...started 19 of Oakland's first 23 games after his promotion but on 7/25 suffered a sprained left knee in a home plate collision with KC's Steve Scarsone...went on the disabled list the next day and didn't play again until 8/27.

MINOR LEAGUES 1998: At Double-A Huntsville led the team and ranked fifth in the Southern League with 98 RBI...also led the Stars in hits (142) and times hit by a pitch (19)...following the season played for Occidente in the Venezuelan Winter League (55 g, .314, 6 HR, 27 RBI)...**1997:** At Single-A Visalia led the California League in hitting (.361) and on-base percentage (.427) and ranked third in slugging percentage (.572)...was a Cal League All-Star...was the league's Player of the Week for 4/14-4/20 and Player of the Month for June...at the All-Star break led all minor league batters in hitting (.376) and RBI (73, tied)...on 7/14 was promoted to Double-A Huntsville, where he hit .193 during the regular season but .351 (7 HR, 16 RBI) in 10 playoff games...at Visalis and Huntsville combined to hit .306 with 19 homers and 109rbi...**1996:** At Single-A West Michigan was a Midwest League All-Star...led the Whitecaps with 12 homers and 26 doubles...helped lead West Michigan to the league title (9 g, 2 HR, 5 RBI)...**1995:** In his first season in the U.S. was named the Arizona League's Most Valuable Player...led the league in batting (.364), RBI (37, tied), walks (39), on-base percentage (.510) and slugging percentage (.594)...led league catchers with a .982 fielding percentage while throwing out 24-53 (45.3%) attempted base stealers...**1994:** Helped lead Oak's Dominican Summer League team to the Central Division title.

PERSONAL: Was involved with the A's Amigos community program and the Monte Carlo Classic to benefit the 2000 Special Olympics.

HOME RUN IN ROCKIES DEBUT (* ML debut)

<u>Player</u>	<u>Date / Opponent</u>
*Jay Gainer	May 14, 1993 at Cincinnati
Ellis Burks	April 4, 1994 vs. Philadelphia
*Todd Helton	August 2, 1997 at Pittsburgh
Greg Colbrunn	April 2, 1998 at Arizona
*Jason Jennings	August 23, 2001 at New York-NL
Jack Cust	August 2, 2002 at Chicago-NL
*Luis Gonzalez	April 6, 2004 at Arizona
*Jeff Baker	April 4, 2005 vs. San Diego
Jose Lopez	April 1, 2011 vs. Arizona

HERNANDEZ'S CAREER RECORD

Year	Team	AVG	G	AB	R	H	2B	3B	HR	RBI	SAC	SF	HBP	BB	IBB	SO	SB	CS	GIDP	OBP	SLG
1994	DSL Athletics	.246	42	134	24	33	2	0	2	18	0	1	0	18	0	10	1	5	0	.333	.306
1995	AZL Athletics	.364	48	143	37	52	9	6	4	37	0	4	8	39	1	16	6	2	3	.510	.594
1996	West Michigan	.255	123	447	62	114	26	2	12	68	1	7	4	69	1	62	2	3	22	.355	.403
1997	Visalia	.361	86	332	57	120	21	2	15	85	0	8	9	35	1	47	2	4	5	.427	.572
	Huntsville	.193	44	161	27	31	3	0	4	24	0	3	3	18	0	23	0	0	8	.281	.286
1998	Huntsville	.296	127	479	83	142	24	1	15	98	2	6	19	57	2	61	4	5	15	.389	.445
1999	Vancouver	.261	77	291	38	76	11	3	13	55	2	4	7	23	1	37	1	2	13	.326	.454
	OAKLAND	.279	40	136	13	38	7	0	3	21	1	2	1	18	0	11	1	0	5	.363	.397
2000	OAKLAND	.241	143	419	52	101	19	0	14	62	10	5	7	38	1	64	1	0	14	.311	.387
2001	OAKLAND	.254	136	453	55	115	25	0	15	60	9	4	6	37	3	68	1	1	10	.316	.408
2002	OAKLAND	.233	136	403	51	94	20	0	7	42	3	3	5	43	1	64	0	0	11	.313	.335
2003	OAKLAND	.273	140	483	70	132	24	1	21	78	2	6	12	33	2	79	0	0	14	.331	.458
2004	Portland	.316	7	19	2	6	1	0	0	6	0	0	0	2	0	3	0	0	1	.381	.368
	SAN DIEGO	.276	111	384	45	106	23	0	18	63	4	4	5	35	0	45	1	0	16	.341	.477
2005	SAN DIEGO	.290	99	369	36	107	19	2	12	58	1	3	1	18	0	40	1	0	14	.322	.450
2006	BALTIMORE	.275	144	501	66	138	29	2	23	91	0	5	11	43	2	79	1	0	13	.343	.479
2007	Frederick	.333	2	6	0	2	1	0	0	0	0	0	1	0	0	2	0	0	0	.429	.500
	Aberdeen	.500	2	4	2	2	1	0	0	0	0	0	0	4	0	0	1	0	0	.750	.750
	BALTIMORE	.258	106	364	40	94	18	0	9	62	0	3	6	36	1	59	1	3	9	.333	.382
2008	BALTIMORE	.257	133	463	49	119	22	1	15	65	1	6	5	32	3	62	0	0	9	.308	.406
2009	CINCINNATI	.258	81	287	25	74	13	1	5	37	4	4	3	33	2	34	1	0	7	.336	.362
2010	CINCINNATI	.297	97	313	30	93	18	1	7	48	3	2	5	29	1	49	0	0	8	.364	.428
2011	CINCINNATI	.282	91	298	28	84	13	0	12	36	0	2	5	23	6	41	0	0	11	.341	.446
2012	COLORADO	.217	52	184	16	40	10	0	5	28	2	2	2	6	1	32	0	1	4	.247	.353
	Colorado Spgs.	.167	4	12	2	2	0	0	1	4	0	0	1	1	0	1	0	0	1	.286	.417
Major League Totals		.264	1509	5057	576	1335	260	8	166	751	40	51	74	424	23	727	8	5	145	.327	.417
Minor League Totals		.286	562	2028	334	580	99	14	66	395	5	33	52	266	6	262	17	21	68	.377	.446

HERNANDEZ

DIVISION SERIES RECORD

Year	Team	AVG	G	AB	R	H	2B	3B	HR	RBI	BB	SO
2000	OAKLAND vs. New York-AL	.375	5	16	3	6	2	0	0	3	0	3
2001	OAKLAND vs. New York-AL	.000	5	10	0	0	0	0	0	0	1	4
2002	OAKLAND vs. Minnesota	.059	5	17	0	1	0	0	0	0	0	4
2003	OAKLAND vs. Boston	.200	4	15	1	3	0	0	0	2	2	1
2005	SAN DIEGO vs. St. Louis	.455	3	11	2	5	0	0	1	1	2	1
2010	CINCINNATI vs. Philadelphia	.143	3	7	0	1	1	0	0	0	0	0
Totals		.211	25	76	6	16	3	0	1	6	5	13

WORLD BASEBALL CLASSIC RECORD

Year	Team	AVG	G	AB	R	H	2B	3B	HR	RBI	BB	SO
2006	Venezuela	.273	6	22	2	6	1	0	1	1	2	6
2009	Venezuela	.368	6	19	3	7	1	0	2	5	2	1
WBC Totals		.317	12	41	5	13	2	0	3	6	4	7

ALL-STAR GAME RECORD

Year	Team (SITE)	AVG	G	AB	R	H	2B	3B	HR	RBI	BB	SO
2003	AMERICAN LEAGUE (at Chicago-AL)	.000	1	1	0	0	0	0	0	0	0	0
All-Star Totals		.000	1	1	0	0	0	0	0	0	0	0

CAREER TRANSACTIONS

- 1994: Signed by the Athletics as a non-drafted free agent, 2/18...signed by Ubaldo Heredia.
- 1999: On disabled list with a sprained left knee, 7/26-8/26...included a rehabilitation assignment at Vancouver, 8/13-26.
- 2003: Was acquired by the Padres, along with OF Terrence Long, in exchange for OF Mark Kotsay, 11/26.
- 2004: On disabled list with a sprained left knee, 6/21-7/25...included a rehabilitation assignment at Portland, 7/16-25.
- 2005: On disabled list with torn ligaments in his left wrist, 6/22-7/6 and 7/29-9/1...was signed by the Orioles to a 4-year contract through the 2009 season with a club option for 2010, 12/13.
- 2007: On disabled list with a strained left oblique muscle, 4/8-25...on DL with a bruised groin, 6/8-21.
- 2008: Was acquired by the Reds, along with cash, in exchange for IF/OF Ryan Freel, IF Justin Turner and IF Brandon Waring, 12/9.
- 2009: On disabled list with inflammation in his left knee, 7/20-9/18.
- 2010: On disabled list with inflammation in his left knee, 7/9-22...as a free agent was re-signed by the Reds to a one-year contract through the 2011 season, 11/15.
- 2011: Signed a two-year contract thru 2013 with Colorado, 12/5.
- 2012: On disabled list with strained muscle in left hand 5/25-7/13.

CAREER FIELDING

C	CLUB	PCT	G-GS	PO	A	E	TC	DP
Career Totals		.990	1390-1298	8587	588	94	9269	89
1B	CLUB	PCT	G-GS	PO	A	E	TC	DP
Career Totals		.983	40-30	285	12	5	302	33
3B	CLUB	PCT	G-GS	PO	A	E	TC	DP
Career Totals		1.000	1-0	1	0	0	1	0

GRAND SLAMS (7)

DATE	OPP.	INNING	PITCHER
6/27/01	at SEA	2nd	Halama
8/24/03	at TOR	1st	Escobar
9/27/05	SF	4th	Fassero
5/23/06	at SEA	9th	Woods
5/28/07	at KC	4th	Elarton
4/16/11	PIT	5th	McDonald
4/27/12	NYM	7th	Parnell

MULTI-HOMER GAMES (9)

NO.	DATE	OPP	PITCHER(S)
2	7/16/01	COL	Neagle
2	4/26/02	CWS	Parque, Porzio
2	8/9/03	at CWS	Garland, Koch
2	5/23/06	at SEA	Pinero, Woods
2	6/22/06	FLA	Olsen
2	9/10/06	NYN	Wright, Villone
2	9/28/06	at NYN	Rasner, Dotel
2	5/29/10	HOU	Moehler, Wright
2	5/14/11	STL	McClellan

FIVE-RBI GAMES (4)

August 9, 2003 at CWS
 May 23, 2006 at SEA (7)
 September 27, 2005 vs. SF (7)
 April 27, 2012 vs. NYM



18 JONATHAN HERRERA INF

Ht: 5-9 Wt: 180 B/T: S/R Age: 27
 Born: Nov. 3, 1984 in Maracaibo, VZ Residence: Maracaibo, VZ
 Major League Service: 2.001 Contract: Through 2013
 Obtained: Signed as a non-drafted free agent on April 6, 2002

COLORADO

HIGHLIGHTS

Has been a member of Rockies Major League roster for all of 2011 and 2012...played in a career-high 104 games in 2011...hit .325 (13-for-40) in September/October of 2012...started all 33 Rockies games during the month-plus that Troy Tulowitzki missed from 6/18-7/26/10 and hit .321 with 14 RBI and 18 runs during the 33 contests...has started games at second base (126), third base (15) and shortstop (42) in the Majors for Colorado...owns a .987 career fielding percentage as a second baseman...made Major League debut on 4/30/08 at San Francisco at second base...was a Texas League Mid-Season All-Star in 2007 as a the regular shortstop for the Double-A Tulsa Drillers...named the Rockies 14th-best prospect by *Baseball America* following the 2006 season...*Baseball America* also rated him as the California League's 10th-best prospect in 2006.

CAREER

- Has spent his entire 11-year professional career in the Rockies organization after being signed as a non-drafted free agent by the Rockies in April of 2002.
- Made Major League debut in 2008 then spent all of 2009 at Triple-A Colorado Springs...has seen time in the Majors in each of the last three seasons (since 2010), including spending the entire 2011 and 2012 seasons on the Major League roster...set a career-high with a .284 batting average (63-for-222) in 2010.
- Owns a career .987 fielding percentage at second base (159 games), a .980 mark at shortstop (72 games) and a 1.000 mark at third base (38 games) in his Big League career.
- Had a career-long 13-game hitting streak in 6/30-7/17/10 during which he batted .396 (19-for-48) with 2 doubles, 1 triple, 7 RBI and 7 runs scored.

2012:

- Was a member of the Rockies Major League roster for all of 2012, the second-straight season he spent the full season in the Majors...has now been a member of the Rox Opening Day roster twice (2011-12).
- Saw playing time at multiple positions, including second base (19 games, 12 starts), third base (13 games, 9 starts) and shortstop (42 games, 34 starts) for the third-straight season.
- Herrera saw his most extended time at shortstop in the Majors in 2012, as he had appeared in just nine games at short prior to this season.
- Started and finished the season strong...hit .290 (9-for-31) with 1 double, 1 home run and 6 runs in April...then hit .325 (13-for-40) with 3 doubles in September/October.
- Hit .330 (31-for-94) against the NL West and just .214 (28-for-131) against the rest of the league.
- The switch-hitter batted .272 (47-for-173) from the left side and .231 (12-for-52) from the right side in 2012...in his career owns a slightly higher average from the left side (.260), than the right side (.255).
- Spent time on the disabled list twice in 2012, from 5/23-6/22 with a strained right hamstring and 7/17-31 with a left wrist infection...has spent over a month on the DL in each of the last two seasons.

2011: Spent the entire 2011 season in the Majors with Colorado for the first time in his career...however, spent the final month on the disabled list after suffering a fractured right index finger on 9/6...saw time at second base, third base and shortstop for the Rockies in 2011, though he received 55 of his 62 starts in 2011 at second base...received the majority of the Rockies starts at second base in the season's first two months and batted a combined .273 (43-for-157) with 5 doubles, a triple, 2 home runs, 9 RBI and 17 runs scored through May...was relegated to more of a utility role following the Rockies acquisition of Mark Ellis on 6/30...Herrera posted a .992 fielding percentage in his 62 games at second base this season, committing just 2 errors in 247 total chances...committed just three errors between the three positions he played in 2011...two of his three home runs came against the New York Mets (3-run shot 4/14 at NYM, solo shot 5/12 vs. NYM)...third home run of 2011 came 156 at-bats after his second home run (8/23 vs. HOU)...was more productive on the road than at Coors Field this season, as he batted .286 (46-for-161) away from Denver and .183 (22-for-120) at home...six

2012	HIGHS AND LOWS	CAREER
3, 2x, last: September 2 at SD	Hits	4, June 19, 2010 vs. MIL
1, 3x, last: August 23 vs. HOU	Home Runs	1, 4x, last: August 23, 2011 vs. HOU
3, April 14 at NYM	RBI	3, 3x, last: April 14, 2011 at NYM
9, April 8-17	Hit Streak	13, June 30-July 17, 2010
2, 5x, last: September 2 at SD	Runs	2, 14x, last: September 2, 2011 at SD
1, 5x, last: May 25 vs. ARI	Doubles	1, 12x, last: May 25, 2011 vs. ARI
1, May 3 at ARI	Triples	1, 4x, last: May 3, 2011 at ARI
5, May 3 at ARI	Total Bases	5, 2x, last: May 3, 2011 at ARI
3, 2x, last: April 10 at PIT	Walks	3, 2x, last: April 10, 2011 at PIT
2, 5x, last: September 3 at SD	Strikeouts	3, June 25, 2010 at LAA
2, April 13 at NYM	Stolen Bases	2, April 13, 2011 at NYM

of Herrera's nine extra-base hits in 2011 came on the road...the switch-hitter batter .250 (17-for-68) from the right side of the plate and .239 (51-for-213) from the left side...filled in for Troy Tulowitzki at shortstop for five games 7/4-8 at ATL and WAS and was 8-for-17 (.429) with 3 walks and 2 runs scored in five games...had a season-long nine-game hitting streak 4/8-17, which were his second through 10th games played in 2011...the streak was still four games shy of matching his career-best streak of 13 games 6/30-7/17/10.

2010: The versatile infielder split his 2010 season between Triple-A Colorado Springs and the Rockies...was a member of the Rockies active roster from 5/31-8/3, then from 8/20-through the end of the season...received playing time at second base (57 games), third base (16) and shortstop (7) while batting .284 (63-for-222) in first MLB action since 2008...played 58 games for the Sky Sox as one of the club's regular infielders...hit .261 (58-for-222) with nearly as many walks (27) as strikeouts (29)...played in all 33 Rockies games during the month-plus that Troy Tulowitzki missed from 6/18-7/26...started 32 of the games at second base and one at shortstop...batted .321 (42-for-131) with 14 RBI and 18 runs scored during the 33 games...batted .300 (18-for-60) in 29 games after his return from Triple-A from 8/21 through the end of the season...also hit .315 (17-for-54) with nine walks and 10 runs scored in 15 starts after his recall in late August...tied for the club lead with seven sacrifice hits (also Dexter Fowler)...also had three sacrifice flies...his 10 total sacrifices were the most among Rockies players...seven of Herrera's 21 RBI were go-ahead RBI, while four his RBI were game-winning RBI...the switch-hitter batted .292 (21-for-72) from the right side and .280 (42-for-150) from the left side...set a career-high with 4 hits, going 4-for-5, 6/19 vs. MIL...drove in the club's 8th run of the game in the 8th inning, which ended up being the winning run in the Rockies 8-7 victory...set a career-high with three RBI 7/2 vs. SF.

2009: Played the entire season with Triple-A Colorado Springs as the club's regular shortstop...hit .268 (102-for-381) with 33 RBI and 63 runs scored in 119 games for the Sky Sox...was his second season as the Sky Sox regular shortstop...the switch-hitter batted .286 (30-for-105) against lefties, and .261 (72-for-276) against righties...was more effective at the plate following the All-Star break, as he hit .286 (40-for-140) after the break and .257 (62-for-241) prior to the break.

2008: Began the season with Triple-A Colorado Springs before getting called up 4/30 by the big league club...made his Major League debut that day at San Francisco, going 0-for-2 with a walk while starting at second base...hit .230 (14-for-61) in 28 games with the Rockies from 4/30-6/12...the switch-hitter hit .200 (4-for-20) vs. left-handed pitching and .244 (10-for-41) vs. right-handers...hit .313 (5-for-16) with runners in scoring position...was optioned back to Colorado Springs 6/15 and would spend the rest of the season there...finished the season hitting .310 (70-for-226) with three homers and 31 RBI in 66 games for the Sky Sox...led the Sky Sox with 15 stolen bases...hit .378 (14-for-37) and drove in 14 runs with two outs and runners in scoring position...hit two home runs on opening day at Tucson, one from each side of the plate...hit all three home runs against Tucson (two on April 3, one on August 25).

MINOR LEAGUES: 2007: Tulsa's everyday shortstop, Herrera batted .257 (131-for-509) with 24 doubles, 4 triples, 3 home runs, 40 RBI and 65 runs scored in 131 games in his first full season at the Double-A level...was named to the Texas mid-season All-Star team...started at shortstop and batted leadoff for the Texas All-Stars on June 26 at Whataburger Field in Corpus Christi, Texas...went 0-for-2 in the game...played for Caribes in the Venezuelan Winter League...**2006:** In his first full season at the High-A level, batted .310 with 8 triples, 7 homers, and 77 RBI in 127 games for Modesto in the Cal League...established career highs in nearly every category...ranked among league leaders in average (7th), stolen bases (3rd, 34), and triples (4th)...finished among organizational leaders in average (4th) and steals (5th)...named organization Player of the Month for June...played for Oriente in Venezuelan Winter League...**2005:** Split season between Asheville and Modesto, combining to hit .270 with 2 home runs and 35 RBI in 92 contests...began the year on the Asheville DL after suffering sprained right hand on March 27...reached base safely via hit or walk in 16 of 19 games with the Tourists, and was promoted to Modesto for duration of season on June 12...hit almost strictly in leadoff spot in his High-A debut...played 51 games at short, but also had 19 games at second base...**2004:** Was Asheville's primary shortstop in his first full pro season...missed over a week of action from May 13-20 due to a strained right hamstring...beginning Aug. 9, batted .326 (29-for-89) over final 24 games to raise final average from .265 to .279...**2003:** In his first season in the States, hit .308 in 39 games for Casper...batted .339 (40-for-118) over first 30 games through July 21...did not play for a month after going 1-for-2 on July 21 at Ogden, then went just 9-for-41 (.220) in 9 games after return in late August...was successful in each of final 9 steal attempts...**2002:** After signing with the Rockies in April, spent first professional season in the Dominican Summer League...hit .300 with 10 doubles and 22 RBI in 61 games...posted 23 steals in 29 attempts.

PERSONAL: Jonathan Alejandro Herrera...attended Manuel Segundo Sanchez school in Venezuela...signed as a free agent at age 17 by Francisco Cartaya and Rolando Fernandez.

ABBY GREER AWARD

Each year, the Rockies honor a spring training MVP with the Abby Greer Award, named after six-year-old Abby Greer, who tragically lost her life in an accident following a Rockies game on Aug. 26, 2002...the award began in 2004 with Luis Gonzalez as the inaugural recipient...Cory Sullivan (2005), Ian Stewart (2006), Troy Tulowitzki (2007), Jayson Nix (2008), Ryan Spilborghs (2009), Jonathan Herrera (2010 shared) and Mike Paulk (2010 shared), Ben Paulsen (2011 shared) and Rex Brothers (2011 shared) and bench coach Tom Runnells (2012) have won the award the last eight years...the trophy is a mountain-shaped slab of flagstone and is inscribed with the following words:

This annual award, presented at the conclusion of spring training, is dedicated to the memory of a young Rockies fan, Abby Greer. The recipient of this award best represents Abby's love of the game, her pursuit of perfection, and her desire to be the best she could be, whether it was climbing trees or playing sports.

HERRERA'S CAREER RECORD

Year	Team	AVG	G	AB	R	H	2B	3B	HR	RBI	SAC	SF	HBP	BB	IBB	SO	SB	CS	GIDP	OBP	SLG
2002	Rockies (DSL)	.300	61	230	39	69	10	2	0	22	1	0	1	25	0	27	23	6	4	.371	.361
2003	Casper	.308	39	159	27	49	7	1	1	25	4	1	2	10	0	25	12	3	2	.355	.384
2004	Asheville	.279	95	380	71	106	20	2	6	35	3	2	7	26	0	80	21	12	5	.335	.389
2005	Asheville	.310	19	87	17	27	2	0	0	5	0	1	3	8	0	11	6	6	1	.384	.333
	Modesto	.258	73	310	48	80	9	4	2	30	8	1	3	23	0	52	9	4	9	.315	.332
2006	Modesto	.310	127	487	87	151	20	8	7	77	13	7	3	58	0	67	34	15	7	.382	.427
2007	Tulsa	.257	131	509	65	131	24	4	3	40	17	3	8	36	0	69	18	12	5	.315	.338
2008	COLORADO	.230	28	61	5	14	1	1	0	3	1	0	0	4	0	10	1	1	0	.277	.279
	Colo. Springs	.310	66	226	40	70	7	0	3	31	2	1	2	19	0	30	15	2	6	.367	.381
2009	Colo. Springs	.268	119	381	63	102	11	5	2	33	14	3	3	49	2	51	16	5	9	.353	.339
2010	COLORADO	.284	76	222	34	63	6	2	1	21	7	3	0	25	1	36	2	2	2	.352	.342
	Colo. Springs	.261	58	222	30	58	6	1	2	17	7	3	1	27	0	29	3	3	3	.340	.324
2011	COLORADO	.242	104	281	28	68	5	1	3	14	10	0	1	28	0	40	4	4	7	.313	.299
2012	COLORADO	.262	86	225	29	59	9	1	3	12	7	0	2	16	3	39	4	1	5	.317	.351
	Colorado Spgs.	.167	4	12	1	2	1	0	0	1	0	0	0	0	0	1	0	0	0	.167	.250
Major League Totals		.259	294	789	96	204	21	5	7	50	25	3	3	73	4	125	157	68	14	.323	.324
Minor League Totals		.281	797	3020	490	848	117	27	27	317	71	22	33	281	2	442	157	68	52	.346	.364

CAREER TRANSACTIONS

- 2007: On disabled list with a strained left oblique muscle, 4/8-25...on DL with a bruised groin, 6/8-21.
- 2008: Was acquired by the Reds, along with cash, in exchange for IF/OF Ryan Freel, IF Justin Turner and IF Brandon Waring, 12/9.
- 2009: On disabled list with inflammation in his left knee, 7/20-9/18.
- 2010: On disabled list with inflammation in his left knee, 7/9-22...as a free agent was re-signed by the Reds to a one-year contract through the 2011 season, 11/15.
- 2011: On disabled list with fractured right index finger, 9/6-10/31.
- 2012: On disabled list with strained right hamstring 6/22-7/17...on disabled list with a left wrist infection, 7/17-31.

CAREER FIELDING


2B	PCT	G-GS	PO	A	E	TC	DP
Career Totals	.987	159-126	245	380	8	633	81

3B	PCT	G-GS	PO	A	E	TC	DP
Career Totals	1.000	38-15	11	27	0	38	5

SS	PCT	G-GS	PO	A	E	TC	DP
Career Totals	.980	72-42	67	129	4	200	20

HIT STREAKS OF 10+ GAMES (2)

13, June 30-July 17, 2010
10, June 18-28, 2010

**78 DAN HOUSTON****RHP**

Ht: 6-3

Wt: 205

B/T: R/R

Age: 26/27

Born: Oct. 24, 1986 in Palm Beach, FL Residence: Palm Beach, FL

Major League Service: 0.000

Contract: Signed through 2013

Obtained: Selected in the 7th round of the 2008 Draft out of Boston College



HOUSTON

HIGHLIGHTS

Named to the 2012 Texas League Mid-Season All-Star team after posting a 7-6 record with a 3.38 ERA (96.0 ip, 36 er) in 15 starts...was named the TEX Pitcher of the Week for 4/23-29...tossed his second complete game shutout on 7/29/11, struckout 10 and walked 2 in that outing, allowing just three hits...**was named the Rockies organizational Pitcher of the Month for June 2011, the California League Pitcher of the Week for 6/13-19 and a Cal League Midseason All-Star.**

2012:

- Made 27 starts for Double-A Tulsa as he spent the entire season at that level.
- Led the Tulsa Drillers in wins (10) and tied for the team lead in starts...his 161.1 innings pitched were second on the team and second in the Texas League...his 10 wins on the year were the third-most among the league.
- Was one of three Texas League pitchers to start 27 games over the course of the season.
- Named to the Texas League Mid-Season All-Star team after posting a 7-6 record with a 3.38 ERA (96.0 ip, 36 er) in 15 starts prior to the All-Star Game...started the game for the Texas League North All-Stars and went 2.0 hitless innings and only walked one.
- Was named the TEX Pitcher of the Week for 4/23-29 after going 2-0 with a 0.64 in two starts that week...allowed six hits, one earned run, three walks and 12 strikeouts in 14.0 innings of work over Arkansas and Springfield that week.
- Received a decision in 20 of his 27 starts going 10-10 with a 3.74 ERA over 161.1 innings (67 er).
- Finished the season by winning his last two starts (10.0 ip, 12 hits, 7 er).

2011: Split the season evenly between High-A Modesto and Double-A Tulsa...began the season with Modesto where he won seven of his 13 starts, including tossing at least 8.0 innings in each of his last three starts, one of which was a complete game shutout (6/15) and another was one out away from a complete game shutout (8.2 ip, 6/10)...was transferred to Tulsa in late June and started out by tossing 6.0 shutout innings...tossed his second complete game shutout on 7/29, struckout 10 and walked 2 in that outing, allowing just three hits...was named the Rockies organizational Pitcher of the Month for June, the California League Pitcher of the Week for 6/13-19 and a Cal League Midseason All-Star...was one of just three pitchers in the Cal League to toss a complete game shutout...joined Rockies farm hand Christian Bergman (Tri-City) as two of the seven pitchers in all of the Minor Leagues to have two shutouts this season, no player had more than two in 2011.

2010: Spent the entire season with High-A Modesto in the starting rotation...finished fourth among Nuts starters in wins, starts, strikeouts and fewest walks...was placed on the disabled list on 8/10, ending his season.

2009: Spent the entire season with Low-A Asheville in the club's rotation...his 26 starts, 148.2 innings pitched and 121 strikeouts all led the Tourists...went 6-3, 3.00 (81.0 ip, 27 er) after the All-Star break...owned a 4.39 ERA (67.2 ip, 33 er) prior to the break.

2008: Posted a 6-4 record with a 4.17 ERA (69.0 ip, 32 er) for the Rookie Level Casper Ghosts in his first professional season...led the Ghosts starting staff with 4.17 ERA and 68 strikeouts...in his first full month as a professional was named the Rockies Organizational Pitcher of the Month for July...went 3-2, 3.34 (32.1 ip, 12 er) with one complete game in 6 starts for the month...was named a Pioneer League Postseason All-Star as a starting pitcher...opponents hit .229 (61-for-266) with lefties at .195 (26-for-133) and righties at .263 (35-for-133).

PERSONAL: Signed on June 7, 2008 by Rockies scout Ed Santa.

HOUSTON'S CAREER RECORD

Year	Team	W	L	ERA	G	GS	CG	SHO	GF	SV	IP	H	R	ER	HR	HB	BB	IBB	SO	WP	BK
2008	Casper	6	4	4.17	14	14	1	0	0	0	69	61	39	32	10	5	20	0	68	7	1
2009	Asheville	8	9	3.63	26	26	0	0	0	0	148.2	141	77	60	11	7	63	1	121	21	0
2010	Modesto	5	7	5.92	21	20	0	0	0	0	114	157	84	75	9	9	43	0	80	12	2
2011	Modesto	7	1	2.53	13	13	1	1	0	0	85.1	71	35	24	7	4	22	1	67	6	0
	Tulsa	4	4	4.27	13	13	1	1	0	0	78	89	43	37	6	3	18	0	51	3	0
2012	Tulsa	10	10	3.74	27	27	0	0	0	0	161.1	174	75	67	16	13	38	0	96	9	0
Minor League Totals		40	35	4.05	114	113	3	2	0	0	656.1	693	353	295	59	41	204	2	483	58	3



56 LOGAN KENSING RHP

Ht: 6-1 Wt: 190 B/T: R/R Age: 30/31
 Born: July 3, 1982 in San Antonio, TX Residence: San Antonio, TX
 Major League Service: 4.035 Contract: Signed through 2013
 Obtained: Signed to a minor league contract on December 11, 2012

COLORADO

HIGHLIGHTS

Colorado will be Kensing's fifth Major League organization after having spent time with Florida (2003-09), Washington (2009), New York (AL) (2011) and Pittsburgh (2012)...**made his Major League debut on 9/10/04 as a starting pitcher against Chicago (NL)...first Major League win came on 5/23/06 against Chicago (NL)**...Made Florida's Opening Day roster in 2008 and 2009...went to spring training in 2010 as a non-roster player with Washington...selected by Florida in the second round of the 2002 First-Year Player Draft.

CAREER

- Made his Major League debut as a starting pitcher with the Marlins on 9/10/04 in the second game of a doubleheader at Chicago (NL)...took the loss after giving up five runs in 2.0ip.
- Recorded first Major League win while pitching with Florida on 5/23/06 vs. Chicago (NL).
- Made Florida's Opening Day roster in 2008 and 2009
- Set career highs in games (48), innings pitched (55.1) and strikeouts (55) while pitching with the Marlins in 2008.
- Best season was in 2008 when he made 48 appearances, with a 4.23 ERA in 55.1 innings, along with an 8.9 K/9 and a 5.4 BB/9 ratio.

2012

- Made three stops in the Pirates organization from Single-A up to Triple-A.
- Compiled a 3-1 record with a 3.97 ERA (34.0 ip, 17 er) and one save over a combined 27 relief appearances.
- Began the season with Bradenton of the Florida State League and gave up one earned run in 5.1 innings pitched/4 games...compiled a record of 1-1.
- Went 2-0 in 12 games for the Altoona Curve and picked up a save...in 17.2 innings pitched, allowed 11 earned runs on 18 hits.
- Finished the season with the Indianapolis Indians, his third stop of the year.

2011: Began season with the Bridgeport Bluefish of the independent Atlantic League and went 0-0 with a 1.59 ERA (11.1ip/7h/4r/2er/4bb/16so) in nine relief appearances...Signed a minor league contract with the Yankees on 6/29 and was assigned to Triple-A Scranton/Wilkes-Barre...Posted a 1.98 ERA (13.2ip/3er) in his first 10 games thru 7/25...Won lone game in second outing on 7/2 at Pawtucket...Picked up a save in three straight appearances from 7/4-9...Retired the three batters he faced and earned final save on 8/1 vs. Lehigh Valley...Struck out season-high four batters while pitching 1.1 innings on 8/13 at Syracuse, but also gave up a pair of home runs and suffered lone loss with Scranton.

2010: Went to spring training in 2010 as a non-roster player with Washington, but was released on 3/17...Signed a minor league contract with Tampa Bay on 4/9/10, but was forced to undergo two shoulder surgeries and missed entire 2010 campaign...Has gone 0-for-8 with one sacrifice hit as a batter in the big leagues.

2009: Began 2009 season with Florida, but was traded to Washington on 4/28/09...Converted 17 of his 18 save opportunities while pitching with Syracuse (Nationals' AAA) in 2009 and led Washington farm system in saves...Picked up second Major League save on 10/3/09 at Atlanta...Made last big league appearance on 10/4/09 and picked up win while pitching at Atlanta with the Nationals.

2008: Set career highs in games, innings pitched and strikeouts while pitching with the Marlins in 2008.

2007: Began 2007 season on the D.L. - his appearance with the Marlins on 9/2/07 marked his first in the Majors since 8/6/06.

2006: Recorded first Major League win while pitching with Florida on 5/23/06 vs. Chicago (NL)...Earned first big league save on 6/2/06 at Colorado after holding the Rockies hitless and scoreless in 2.0 innings of work...Was placed on the D.L. on 8/8/06 and missed remainder of the season after undergoing "Tommy John" ligament-replacement surgery on his right elbow on 8/31/06 (surgery performed by Dr. James Andrews).

2005: Was limited to just 10 games in 2005; missed final four months with right elbow neuritis.

2004: Made Major League debut as a starting pitcher with the Marlins on 9/10/04 in the second game of a doubleheader at Chicago (NL); took the loss after giving up five runs in 2.0ip.

2003: Began professional career as a starting pitcher with Jamestown in the New York-Penn League after being selected by Florida in the second round of the 2002 First-Year Player Draft.

PERSONAL: Logan French Kensing...Is a 2001 graduate of Boerne (TX) High School, where he earned four letters in baseball...Posted a 27-10 record in his four years of high school ball and led his club to four district championships...Went 9-3 as a pitcher and hit .390 as a senior...Also earned three letters as an All-District receiver in football...Attended Texas A&M University and went 3-2 with two saves and a 2.50 ERA in 21 games during his freshman season in 2002...Went 7-5 with one save and a 3.83 ERA in 20 games (10 starts) as a sophomore.

KENSING'S CAREER RECORD

Year	Team	W	L	ERA	G	GS	CG	SHO	GF	SV	IP	H	R	ER	HR	HB	BB	IBB	SO	WP	BK
2003	Jamestown	2	4	5.73	8	6	0	0	0	0	33	48	23	21	1	3	6	0	20	2	0
	Greensboro	0	2	4.5	4	4	0	0	0	0	20	18	10	10	2	1	5	0	11	0	0
2004	Jupiter	6	7	2.96	23	23	1	0	0	0	127.2	120	53	42	5	8	35	1	100	8	1
	FLORIDA	0	3	9.88	5	3	0	0	2	0	13.2	19	15	15	5	1	9	0	7	2	0
2005	Carolina	4	1	3.18	7	7	0	0	0	0	39.2	35	16	14	4	5	14	0	33	3	0
	FLORIDA	0	0	11.12	3	0	0	0	0	0	5.2	11	7	7	2	0	3	0	4	0	0
2006	Albuquerque	1	1	3	13	0	0	0	5	2	18	11	6	6	2	0	5	0	18	1	0
	FLORIDA	1	3	4.54	37	0	0	0	10	1	37.2	30	19	19	6	3	19	2	45	0	0
2007	GCL Marlins	0	0	0	3	2	0	0	0	0	3	0	0	0	0	0	0	0	5	0	0
	Jupiter	0	0	27	1	0	0	0	0	0	0.2	4	2	2	1	0	0	0	2	0	0
	Carolina	0	0	3	3	0	0	0	0	0	3	2	1	1	0	0	1	0	6	0	0
	Albuquerque	0	1	4	8	0	0	0	3	0	9	7	4	4	0	0	7	1	8	0	0
	FLORIDA	3	0	1.35	9	0	0	0	0	0	13.1	11	2	2	0	2	7	2	13	0	0
2008	Albuquerque	1	0	6.39	13	0	0	0	8	3	12.2	8	10	9	3	2	12	1	17	3	0
	FLORIDA	3	1	4.23	48	0	0	0	7	0	55.1	50	26	26	7	4	33	5	55	7	0
2009	FLORIDA	0	1	9.82	6	0	0	0	2	0	7.1	14	8	8	1	0	5	0	7	2	1
	Syracuse	2	1	2.97	31	0	0	0	27	17	33.1	28	11	11	2	0	6	2	35	2	0
	WASHINGTON	1	1	8.68	26	0	0	0	10	1	28	40	27	27	7	0	12	1	12	2	0
2010	INJURED - DID NOT PLAY																				
2011	Bridgeport	0	0	1.59	9	0	0	0	3	0	11.1	7	4	2	0	0	4	0	16	1	0
	Scranton	1	1	4.28	21	0	0	0	14	4	27.1	32	16	13	5	0	13	1	32	1	0
2012	Bradenton	1	1	1.69	4	0	0	0	2	0	5.1	1	1	1	0	0	4	0	1	0	0
	Altoona	2	0	4.58	12	0	0	0	5	1	17.2	18	11	9	1	0	6	0	14	2	0
	Indianapolis	0	0	4.09	11	0	0	0	2	0	11	8	5	5	1	1	5	1	10	0	0
Minor League Totals		20	19	3.69	162	42	1	0	66	27	361.1	340	169	148	27	20	119	7	312	22	1
Major League Totals		8	9	5.81	134	3	0	0	31	2	161	175	104	104	28	10	88	10	143	13	1

KENSING

CAREER BATTING

Year	Team	AVG	G	AB	R	H	2B	3B	HR	RBI	SF	SAC	HBP	BB	IBB	SO	SB	CS	GIDP	OBP	SLG
2004	FLORIDA	.000	5	2	0	0	0	0	0	0	0	1	0	0	0	1	0	0	0	.000	.000
2005	Carolina	.250	6	12	2	3	0	0	0	3	0	3	0	0	0	3	0	0	1	.250	.250
2006	Albuquerque	.000	8	1	0	0	0	0	0	0	0	0	0	0	0	1	0	0	0	.000	.000
	FLORIDA	.000	34	1	0	0	0	0	0	0	0	0	0	0	0	1	0	0	0	.000	.000
2007	Albuquerque	1.000	7	1	0	1	0	0	0	0	0	0	0	0	0	0	0	0	0	1.000	1.000
	FLORIDA	.000	9	1	0	0	0	0	0	0	0	0	0	0	0	0	0	0	0	.000	.000
2008	FLORIDA	.000	46	2	0	0	0	0	0	0	0	0	0	0	0	0	0	0	0	.000	.000
2009	Syracuse	.000	7	2	0	0	0	0	0	0	0	0	0	0	0	0	0	0	0	.000	.000
	WASHINGTON	.000	26	2	0	0	0	0	0	0	0	0	0	0	0	0	0	0	0	.000	.000
Minor League Totals		.250	40	16	2	4	0	0	0	3	0	3	0	0	0	4	0	0	1	.250	.250
Major League Totals		.000	120	8	0	0	0	0	0	0	0	1	0	0	0	2	0	0	0	.000	.000

CAREER TRANSACTIONS

- 2005: Placed on 15-Day DL (Sore right elbow), 6/17...Transferred to 60-Day DL (Sore right elbow), 8/7...Removed from 60-Day DL (Sore right elbow), 11/3.
- 2006: Sent to Albuquerque, 8/7...Recalled from Albuquerque, 5/10...Placed on 15-Day DL (Right wrist flexor strain), 8/9...Transferred to 60-Day DL (Right wrist flexor strain), 9/5...Removed From 60-Day DL (Right wrist flexor strain), 11/10.
- 2007: Placed on 15-Day DL (Recovery from right elbow surgery), 3/30...Transferred to 60-Day DL (Recovery from right elbow surgery), 4/25...Removed From 60-Day DL (Recovery from right elbow surgery), 8/7...Sent to Albuquerque, 8/7...Recalled from Albuquerque, 9/1.
- 2009: Acquired by Washington from Florida, 4/28, in deal for pitcher Kyle Gunderson...granted free agency, 11/13.
- 2010: Signed by Tampa Bay as a minor league free agent, 4/7...released by Tampa Bay, 5/6.
- 2011: Signed by New York (AL) as a minor league free agent, 6/29...granted free agency, 11/2.
- 2012: Signed by Pittsburgh as a minor league free agent, 1/4.

CAREER FIELDING

PITCHER	PCT	G-GS	PO	A	E	TC	DP
Career Totals	.895	134-3	2	15	2	19	0



9 DJ LeMAHIEU

INF

Ht: 6-4 Wt: 205 B/T: R/R Age: 24/25
 Born: July 13, 1988 in Visalia, CA Residence: Bloomfield Hills, MI
 Major League Service: 0.163 Contract: Through 2013
 Obtained: Trade from Cubs for INF Stewart, RHP Weathers Dec. 8, 2011

COLORADO

HIGHLIGHTS

Acquired by Colorado along with Tyler Colvin from the Chicago Cubs at the 2011 Winter Meetings...**hit .316 (60-for-190) following the 2012 All-Star break as the Rockies regular second baseman...**made his Major League debut 5/30 vs. HOU, less than two years after being selected by the Cubs in the second round of the 2009 First-Year Player Draft...**notched his first Major League hit 6/3 at STL with a single off Jaime Garcia...**career .317 hitter in 284 Minor League games...**rated as the 10th-best prospect in the Chicago Cubs system by Baseball America prior to the 2011 season...**was a starting infielder on the LSU 2009 College World Series championship team.

2012

- In what was his official rookie season in 2012, LeMahieu played the majority of the season's last two months as Colorado's regular second baseman...from the time he returned to the Majors on 7/17 he remained with the club for the rest of the season and batted .316 (60-for-190) with 11 doubles, 4 triples, 2 home runs, 20 RBI and 23 runs in 62 games.
- Was acquired by Colorado along with Tyler Colvin in December, 2011 in exchange for Ian Stewart and Casey Weathers.
- Began 2012 with Triple-A Colorado Springs and batted .314 (80-for-225) with 14 doubles, 2 triples, 1 home run and 31 RBI in 61 games for the Sky Sox...had 23 walks compared to just 29 strikeouts in his 61 games for the Sky Sox.
- Was consistent upon his return from Triple-A on 7/17...batted .316 in July, .321 in August and .303 in September/October...his 54 hits from 8/1 through the end of the season were tied for the 6th-most among NL rookies.
- Had a career-long 8-game hit-streak 9/22-29, during which he hit .464 (13-for-28) with 2 doubles, 2 triples, 1 home run, 5 RBI...hit safely in 10 of his final 12 games of the season.
- Hit .324 (60-for-183) with 12 doubles, 4 triples, 2 home runs, 20 RBI, 22 runs over his last 55 starts of the season.
- Connected on his first career Major League home run on 8/11 at SF off Matt Cain...other HR was against former team (Cubs) on 9/27 at Coors Field off Chris Volstad.
- Had equal home/road splits, as he batted .297 (35-for-118) at home and .320 (54-for-169) on the road...the right-handed batter hit .320 (54-for-169) vs. right-handers and .233 (14-for-60) vs. left-handers.
- Had a .994 fielding percentage in his 67 games at second base...among NL second basemen with at least 60 starts at the position, his .994 mark was 3rd in the NL behind Darwin Barney (.997) and Mark Ellis (.994). split

2011: DJ split the majority of the season between Double-A Tennessee and Triple-A Iowa, but had two stints with the Cubs, 5/30-6/28 and September 6 through the end of the season...is the first player from Chicago's 2009 Draft class to make the Majors (second round, 79th pick)...hit .250 (15-for-60) in 37 games for Chicago, appearing in 15 games at second base (one start), 11 games at third base (six starts) and one start at first base...hit .243 (9-for-37) with one double and one RBI in 23 games in his first Major League action, 5/30-6/28...made his big league debut, 5/30 vs. Houston, as a pinch-hitter in the eighth inning (0-for-1)...made his first career start (at third base), 6/3 at STL, and was 1-for-3...picked up his first Major League hit, an infield single to second base, off Jaime Garcia in the eighth inning...was 3-for-4 with his first career RBI, 6/15 vs. Milwaukee...got the start at second base...was 2-for-2 with a sacrifice bunt and a RBI, 9/7 vs. CIN, starting at second base...had the game-winning RBI, 9/21 vs. Milwaukee, as his two-run double snapped a 1-1 tie in the fifth...between Tennessee and Iowa this season, hit .319 (132-for-414) with 22 doubles, three triples, five homers and 50 RBI in 108 minor league games...began the season at Tennessee, batting .358 before his promotion to Chicago, 5/30...was optioned to Iowa, 6/28 and hit .286 in 58 contests.

2010: Named a Florida State League All-Star after hitting .314 (174-for-554) with 24 doubles, 5 triples, 2 home runs and 73 RBI in 135 games for High-A Daytona in what was his first professional season...named the Cubs' 10th-best prospect by *Baseball America* following the season.

2009: Made his professional debut at Rookie-Level Arizona after the Cubs selected him in the second round of the

2012

HIGHS AND LOWS

CAREER

4, August 13 vs. MIL	Hits	4, August 13, 2012 vs. MIL
1, 2x, last: September 27 vs. CHC	Home Runs	1, 2x, last: September 27, 2012 vs. CHC
2, 3x, last: September 27 vs. CHC	RBI	2, 4x, last: September 27, 2012 vs. CHC
8, September 22-29	Hit Streak	8, September 22-29, 2012
2, 4x, last: September 25 vs. CHC	Runs	2, 4x, last: September 25, 2012 vs. CHC
1, 12x, last: September 25 vs. CHC	Doubles	1, 14x, last: September 25, 2012 vs. CHC
1, 4x, last: October 2 at ARI	Triples	1, 4x, last: October 2, 2012 at ARI
5, August 11 at SF	Total Bases	5, August 11, 2012 at SF
1, 13x, last: October 1 at ARI	Walks	1, 14x, last: October 1, 2012 at ARI
3, July 31 vs. STL	Strikeouts	3, 2x, last: July 31, 2012 vs. STL
1, June 1 vs. LAD	Stolen Bases	1, June 1, 2012 vs. LAD

2009 First-Year Player Draft...batted .417 (5-for-12) with a triple and 4 RBI in three games for the Cubs before being sent to Single-A Peoria...hit .316 (48-for-152) for Peoria over the remainder of the season.

COLLEGE: Played two seasons for Louisiana State University as a shortstop...was named to the 2009 College World Series All-Tournament Team as the Tigers' leadoff hitter, going 12-for-27 (.44) in six games with one double, one triple, one homer, four RBI and nine runs...posted a team-best 14-game hit-streak during the 2009 season...played in 68 games as the starting shortstop as a true freshman in 2008...hit .347 (17-for-49) in the Tigers' postseason games with three doubles, one triple, one homer and six RBI...was 3-for-11 in the College World Series with two RBI...

PERSONAL: Attended Brother Rice High School in Bloomfield Hills, MI, graduated in 2007...received All-America honors from Rawlings and Louisville Slugger...participated in the All-American Baseball game in 2007...two-time winner of the Gatorade Player of the Year award for the state of Michigan...also voted Louisville Slugger Player of the Year for Michigan in 2006 and 2007...named to Michigan's All-State Dream Team twice...also earned First-Team All-State honors as a senior...named an AFLAC All-American during his junior season...as a senior, batted .574 with 16 doubles, seven triples, eight homers, 32 RBI and a 1.034 slugging percentage...lived in California until he was seven years old, then lived in Las Vegas for one year, Madison, WI for five years and Bloomfield Hills, MI for five years.

LeMAHIEU'S CAREER RECORD

Year	Team	AVG	G	AB	R	H	2B	3B	HR	RBI	SAC	SF	HBP	BB	IBB	SO	SB	CS	GIDP	OBP	SLG
2009	AZL Cubs	.417	3	12	2	5	0	1	0	4	0	1	0	1	0	3	1	0	0	.429	.583
	Peoria	.316	38	152	19	48	4	2	0	30	1	1	2	12	1	22	2	2	11	.371	.368
2010	Daytona	.314	135	554	63	174	24	5	2	73	10	6	1	29	0	61	15	7	18	.346	.386
2011	Tennessee	.358	50	187	32	67	15	2	2	27	0	4	0	11	0	22	4	3	4	.386	.492
	Iowa	.286	58	227	23	65	7	1	3	23	0	4	2	14	0	27	5	5	10	.328	.366
	CHICAGO-NL	.250	37	60	3	15	2	0	0	4	1	0	0	1	0	12	0	0	2	.262	.283
2012	COLORADO	.297	81	229	26	68	12	4	2	22	3	2	0	13	4	42	1	2	8	.332	.410
	Colorado Sps.	.314	61	255	33	80	14	2	1	31	0	2	0	23	0	29	13	6	4	.368	.396
Major League Totals		.250	37	60	3	15	2	0	0	4	1	0	0	1	0	12	0	0	2	.262	.283
Minor League Totals		.317	284	1132	139	359	50	11	7	157	11	16	5	67	1	135	27	17	43	.353	.399



59 WILTON LOPEZ

RHP

Ht: 6-0

Wt: 203

B/T: R/R

Age: 29/30

Born: July 19, 1983 in Leon, Nicaragua Residence: Leon, Nicaragua

Major League Service: 3.038

Contract: Signed through 2013

Obtained: Trade from Houston for Alex White and Alex Gillingham on Dec. 12, 2012

COLORADO

HIGHLIGHTS

Finished the 2012 season as Houston's closer and saved a career-high 10 games...**named the Astros Pitcher of the Year by the Houston Chapter of the BBWAA in 2012**...owns the two lowest walks per 9.0 innings ratios for single seasons in Houston franchise history, compiling a 0.67 (5BB/67IP) mark in 2010 and a 1.09 mark (8BB/66.1IP) in 2012...**stranded 32 of 33 inherited runners (3.0 IRS%) as a rookie in 2010, the best ratio in the Majors...marked the lowest ratio for a single campaign in the Majors since 1974**...signed by San Diego in 2007 as a minor league free agent.

CAREER

- Is 13-13 with a 3.14 ERA (78ER/223.2IP) in 213 Major League games (two starts) all coming with Houston...as a reliever, has posted a 2.93 ERA (70ER/215IP).
- Owns the two lowest walks per 9.0 innings ratios for single seasons in franchise history, compiling a 0.67 (5BB/67IP) mark in 2010 and a 1.09 mark (8BB/66.1IP) in 2012.
- Named the Astros Pitcher of the Year by the Houston Chapter of the BBWAA in 2012 after posting a 2.17 ERA in 64 relief appearances...took over the club's closers role in August and posted 10 saves in the final two months of the season.
- Issued only five walks with Houston in 2010, while fanning 50, in his 67.0 innings...his 10-to-one strikeout-to-walk ratio ranked third in the Majors among relief pitchers...was the only player in the Majors to walk five-or-fewer hitters while pitching 50+ innings...a pitcher has only done that four times since 1959, also Dennis Eckersley (1989-90) and Matt Capps (2008).
- Made 68 appearances in 2010, which ranked as the sixth-most by a rookie in franchise history...stranded 32 of 33 inherited runners (3.0 IRS%), the best ratio in the Majors...marked the lowest ratio for a single campaign in the Majors since 1974.
- Made the jump from Double A Corpus Christi to the Majors in 2009 for Houston and appeared in eight games for the Astros.
- After a stint in the Yankees minor leagues in 2004, he returned home to Nicaragua to play summer ball...signed by San Diego in 2007 as a minor league free agent.

2012

- Named the Astros Pitcher of the Year by the Houston Chapter of the BBWAA.
- Recorded a career-high 10 saves after assuming the club's closer role in July.
- Won a career-high six games, which led all Astros relievers...his rate of 2.34 groundballs/flyball (103GB/44FB) was a career high...posted the lowest walks per 9.0 innings ratio among all NL relievers with his mark of 1.09 (8BB/66.1IP)...is also the second lowest walks per 9.0 innings ratio in franchise history, trailing his own 0.67 (5BB/67IP) mark, set in 2010.
- Ranked second in strikeouts to walks ratio among NL relievers with a 6.75 mark (54SO/8BB).
- Missed 26 games on a DL stint from June 11-July 9 with a sprained right elbow...aside from that stint, spent the rest of the season in the Astros bullpen.
- Began his season by facing 78 batters without allowing a walk (22.1IP), which was the longest such streak to start a season since John Smoltz faced 92 batters before his first walk in 2004.
- Had a 10-game scoreless streak from April 30-May 17 (10.2IP).
- Posted a 1.53 ERA (5ER/29.1IP) in his last 28 appearances with three wins, 10 saves, four walks and 25 strikeouts.
- Was successful in his final eight save opportunities.
- His 1.85 ERA (7ER/34IP) in the second half ranked seventh in the Majors and second in the NL among relievers.
- In two rehab appearances with Triple A OKC, gave up three runs in 2.0 innings.

2011: Made a career-high and club-high 73 appearances...had a 2.34 ERA (9ER/34.2IP) on the road and a 1.99 ERA (7ER/31.2IP) in 28 day game apps...missed 15 games on a DL stint from April 14-May 2 with right elbow ulnar nerve irritation...aside from that stint, spent the rest of the season in the Astros bullpen...had a 1.98 ERA (3ER/13.2IP) over his last 17 apps. to finish the season (after Aug. 24)...posted a 2.44 ERA (18ER/66.1P) in 67 apps. after returning from his DL stint on May 2...did not allow a home run through his first 30 games (29IP) of the season from April 1-June 18.

2010: Spent most of the season with the Astros, posting a 5-2 record with one save and a 2.96 ERA (22ER/67IP) in 68 relief appearances...accumulated one full year of Major League service time, despite being optioned twice to Triple A...made three relief appearances with Round Rock, going 2-1 with a 5.40 ERA (3ER/5IP)...despite a solid Spring Training (0ER/7IP), optioned to Triple A to start the season...recalled on April 8 and stayed with Houston until being optioned again on April 24...recalled on May 4 and spent the remainder of the season with Houston...was never DL'd but did not appear in a game from Sept. 11-23...among MLB rookie relievers, ranked third in appearances (68) and innings pitched (67.0),

tied for fourth in wins (5) and sixth in ERA (2.96)...his 68 appearances, ranked as the sixth-most by a rookie in franchise history...stranded 32 of 33 inherited runners (3.0 IRS), the best ratio in the Majors...is the lowest ratio for a single campaign in the Majors since 1974...tossed 29.1 consecutive innings, over 29 appearances, without issuing a walk from July 26 through the remainder of the season...marked the longest run by an Astros pitcher since Roy Oswalt tossed 32.0 consecutive walkless innings from June 17-July 17, 2004...issued only five walks on the season, while fanning 50, in his 67.0 innings...his 10-to-one strikeout-to-walk ratio ranked third in the Majors among relief pitchers...was the only player in the Majors during 2010 to walk five-or-fewer hitters while pitching 50+ innings...a pitcher has only done that four times since 1959, also Dennis Eckersley (1989-90) and Matt Capps (2008)...posted a career-high, five-game winning streak from April 21-Aug. 22...tied RHP Brandon Lyon for the longest relief winning streak on the club in 2010...the two were the first Astros relievers with five-plus game winning streaks since Octavio Dotel also won five straight decisions from April 11-June 6, 2003...picked up his first career save on Aug. 17 vs. NYM (0ER/1IP)...RHP Mark Melancon picked up his first career win that day, making them the first pair of teammates to pick up their first career win and save in the same game since Aug. 2, 2007 (W-McLemore, SV-Moehler)...posted a 1.42 ERA (5ER/31.2IP) over his final 32 appearances from July 19 through the end of the season...the run included a career-long scoreless streak of 19.2 innings over 18 appearances from July 19-Aug. 22...was the longest by an Astro in 2010.

2009: Made two starts and appeared in eight games for Houston, posting an 0-2 record with a 8.38 ERA (18ER/19.1IP)...became the first Nicaraguan-born player to play for Houston...was recalled from Double A Corpus Christi on Aug. 28 and made Major League debut that night at ARI by tossing 92 pitches in 4.0 innings of relief...made 29 appearances, including 15 starts, with the Hooks before being recalled and went 4-5 with a 4.73 ERA (58ER/110.1IP)...in his 15 starts, posted a 3-5 record with a 3.91 ERA (39ER/89.2IP)...was named Corpus Christi's Pitcher of the Month for August after going 2-2 with a 1.23 ERA (5ER/36.2IP) in five starts during the month...pitched for the Peoria Saguaros in the Arizona Fall League following the 2009 season...went 3-1 with a 3.72 ERA (8ER/19.1IP) in six games, five starts.

MINOR LEAGUES 2008: Pitched for Single A Lake Elsinore, Double A San Antonio and Triple A Portland, combining to make 58 relief appearances...finished 29 games with Lake Elsinore, picking up all 12 of his saves with the Storm...**2007:** Pitched for Single A Fort Wayne and Lake Elsinore, making 22 relief appearances with each club...walked just three batters in 50.2 innings of work, compiling 36 strikeouts...appeared in six games with Lake Elsinore during California League playoffs...posted a 1.93 ERA (2ER/9.1IP) while holding opponents to a .194 batting average...**2004:** Split his first professional season between the Rookie-level Gulf Coast League Yankees and Single A clubs in Tampa, Battle Creek and Staten Island...posted a 3.65 ERA (5ER/12.1IP) in nine relief appearances over the four stops...struck out 12 compared to three walks...on the disabled list from July 26-Aug.16 with right shoulder tendinitis.

PERSONAL: He and his wife, Scarlett, have two daughters, Joliette and Melany.

LOPEZ'S CAREER RECORD

Year	Team	W	L	ERA	G	GS	CG	SHO	GF	SV	IP	H	R	ER	HR	HB	BB	IBB	SO	WP	BK
2004	Tampa	0	0	4.50	1	0	0	0	0	0	2.0	2	1	1	0	0	1	0	2	0	0
	Battle Creek	0	1	0.00	2	0	0	0	1	0	1.2	4	5	0	0	0	1	0	2	0	0
	Staten Island	0	0	12.00	2	0	0	0	1	0	3.0	5	5	4	2	1	1	0	2	0	0
	GCL Yankees	1	0	0.00	4	0	0	0	3	1	5.2	2	0	0	0	1	0	0	6	2	0
2005																					
2006																					
2007	Fort Wayne	1	0	3.30	22	0	0	0	7	0	30.0	34	11	11	2	1	2	0	17	1	0
	Lake Elsinore	2	1	6.10	22	0	0	0	15	3	20.2	35	16	14	3	0	1	0	19	3	0
2008	Portland	0	0	9.00	1	0	0	0	0	0	1.0	1	1	1	0	0	2	0	1	1	0
	San Antonio	0	2	4.93	27	0	0	0	4	0	38.1	41	21	21	2	1	9	2	24	0	0
	Lake Elsinore	2	1	2.64	30	0	0	0	29	12	30.2	34	10	9	0	1	4	1	26	2	0
2009	Corpus Christi	4	5	4.73	29	15	1	1	4	0	110.1	133	62	58	8	1	13	1	69	2	0
	HOUSTON	0	2	8.38	8	2	0	0	0	0	19.1	32	21	18	4	1	8	0	9	1	0
2010	Round Rock	2	1	5.40	3	0	0	0	1	0	5.0	8	3	3	0	0	0	0	2	0	0
	HOUSTON	5	2	2.96	68	0	0	0	14	1	67.0	66	23	22	4	0	5	1	50	2	2
2011	HOUSTON	2	6	2.79	73	0	0	0	13	0	71.0	72	26	22	6	3	18	3	56	1	1
2012	Oklahoma City	0	0	13.50	2	0	0	0	0	0	2.0	4	4	3	2	0	0	0	1	0	0
	HOUSTON	6	3	2.17	64	0	0	0	28	10	66.1	61	18	16	4	2	8	2	54	1	0
Minor League Totals		12	11	4.49	145	15	1	1	65	16	250.1	303	139	125	19	6	34	4	171	11	0
Major League Totals		13	13	3.14	213	2	0	0	55	11	223.2	231	88	78	18	6	39	6	169	5	3

CAREER BATTING

Year	Team	AVG	G	AB	R	H	2B	3B	HR	RBI	SF	SAC	HBP	BB	IBB	SO	SB	CS	GIDP	OBP	SLG
2009	Corpus Christi	0	10	15	0	0	0	0	0	0	0	0	0	0	0	4	0	0	0	0	0
2009	HOUSTON	0	8	5	0	0	0	0	0	0	0	0	0	0	0	2	0	0	0	0	0
Minor League Totals		0	12	15	0	0	0	0	0	0	0	0	0	0	0	4	0	0	0	0	0
Major League Totals		0	70	5	0	0	0	0	0	0	0	0	0	0	0	2	0	0	0	0	0

CAREER TRANSACTIONS

- 2002: Signed by New York (AL) as a non-drafted free agent, 4/30.
- 2007: Signed by San Diego as a minor league free agent on 3/3.
- 2009: Claimed off waivers by Houston from San Diego on 4/10.
- 2011: Place on 15-day DL (right elbow ulner nerve irritation), 4/15-5/3.
- 2012: Placed on 15-Day DL (right elbow sprain), 6/15-7/9...Trade from Houston Astros for RHPs Alex White and Alex Gillingham, 12/4.

CAREER FIELDING

PITCHER	PCT	G-GS	PO	A	E	TC	DP
Career Totals	.958	213-2	22	47	3	72	2



41 JEFF MANSHIP

RHP

Ht: 6-2

Wt: 210

B/T: R/R

Age: 28

Born: Jan. 16, 1985 in San Antonio, TX Residence: Boerne, TX

Major League Service: 1.022

Contract: Through 2013

Obtained: Signed as Minor League Free Agent on November 23, 2012

COLORADO

HIGHLIGHTS

Joins Colorado after spending his first seven years in the Minnesota Twins organization...has pitched in the Major Leagues in each of the last four seasons for Minnesota, including 2011 when he made the Twins Opening Day roster...**tossed a career-high 31.2 innings in 2009...**was a Florida State League Mid-Season All-Star in 2008 with Ft. Myers...was a Mid-Season and Post-Season All-Star in 2007 at Single-A Beloit...was the 2006 Big East Conference Pitcher of the Year at Notre Dame...selected by Minnesota in the 14th round of the 2006 First-Year Player Draft.

2012

- Split the season between Triple-A Rochester and in the Majors with the Twins...was recalled on 5/27 and would spend a month with Minnesota before being optioned on 6/27...was again recalled on 7/30 and stayed with the Twins until 8/15...was recalled on 9/29 then outrighted off the roster on 10/24.
- Overall went 0-0 with a 7.89 ERA (21.2 ip, 19 er) in 12 appearances with Minnesota, all in relief...tossed more than 1.0 inning in seven of his 12 appearances.
- Went 6-3 with a 2.91 ERA (80.1 ip, 26 er) in 22 games/11 starts at Triple-A Rochester...was the International League Pitcher of the Week for the week ending 7/23.
- Went 2-1 with a 3.91 ER (25.1 ip, 11 er) in 11 relief appearances...went 4-2 with a 2.45 ERA (55.0 ip, 15 er) in his 11 starts...overall opponents his .263 against the right-hander at Triple-A.

2011: Made the Twins Opening Day roster for the first time in his career...made five appearances for the Twins before being optioned to Triple-A Rochester, April 17...pitched in seven games (two starts) for the Red Wings, going 1-2, 6.23 ERA (17.1 ip, 12 er)...placed on the 7-day disabled list with right shoulder strain, May 23...made two starts with the GCL Twins on rehab assignment June 27-July 2...reinstated from the disabled list, July 4...tossed 7.2 shutout innings with just two hits allowed and seven strikeouts in four games (one start), July 6-28...placed back on the 7-day disabled for the remainder of season with left back strain, August 1...

2010: Started the season with Triple-A Rochester...made four starts for Rochester, going 2-2 before being recalled, May 1...made his first Major League start of the season, but did not factor into the decision, allowing two runs on five hits in 6.0 innings, with one walk and six strikeouts, May 1 at Cleveland...optioned to Rochester, May 4, when Nick Blackburn was reinstated from Family Medical Emergency List...made three starts at Rochester...recalled, May 18 and made one relief appearance (2.0 ip) for the Twins, July 19 vs. Cleveland...optioned to Rochester, May 20...made five more starts for the Red Wings, including a complete game shutout victory, allowing four hits with no walks and six strikeouts, June 3 vs. Norfolk...recalled, June 19...pitched 4.1 innings of relief and struck out in his first Major League plate appearances, June 19 at Philadelphia...made two relief appearances for the Twins before being optioned, June 26...made three starts for the Red Wings and was recalled, July 15...made one relief appearance before being optioned, July 21...made four appearances (three starts) for Rochester and was recalled, August 12...earned first win of the season, tossing 1.1 innings of scoreless relief, August 18 vs. Chicago (AL)...posted a 2.41 ERA (18.2 ip, 5 er) with opponents batting .229 (16-for-70) with four extra-base hits (two home runs) in May, June, July and August combined with the Twins.

2009: Began season at Double-A New Britain where he went 6-4, 4.28 (75.2 ip, 36 er) in 13 starts...had a strikeout-to-walk ratio of 2.25 with the Rock Cats and allowed just two home runs...promoted to Triple-A Rochester on June 24, where he went 4-2, 3.22 (50.1 ip, 18 er) in eight starts...allowed just one home run and had 30 strikeouts with the Red Wings...contract selected from Rochester on August 12, replacing pitcher Kevin Slowey who was placed on the 60-day disabled list with a strained left wrist...made his Major League debut in relief, pitching 1.0 scoreless inning of relief, August 15 vs. Cleveland...moved into the starting rotation after Francisco Liriano was placed on the 15-day disabled list...made first Major League start, allowing one run on four hits in 5.0 innings pitched, September 1 vs. Chicago (AL)...recorded first Major League win, allowing four runs (three earned) on eight hits in 5.1 innings pitched with four strikeouts and one walk, October 2 vs. Kansas City.

2008: Began season at Single-A Ft. Myers...went 7-3, 2.86 (78.2 ip, 25 er) in 13 starts for the Miracle...tossed four-hit shutout, June 3 vs. Dunedin...named Twins' Minor League Player of the Week, June 6-13...selected to Florida State League All-Star team...promoted to Double-A New Britain, June 16...went a combined 10-9 with a 3.65 ERA in 27 starts for Ft. Myers and New Britain...participated in the Arizona Fall League with the Phoenix Desert Dogs.

2007: Began season at Single-A Beloit...named Twins' Minor League Player of the Week, April 20-26...named Midwest League Pitcher of the Week, April 30-May 5...named Twins' Pitcher of the Month for April...selected to Midwest League All-Star team...promoted to Single-A Ft. Myers, June 27...named Florida State League Pitcher of the Week, July 23-29...named to the Midwest League Postseason All-Star team...his 15 wins tied him for ninth in all of minor league baseball...ranked best breaking pitch and best control in the Midwest League by Baseball America...named 13th-best prospect in the Midwest League by Baseball America.

2006: Began professional career at Rookie-Level GCL Twins...promoted to Ft. Myers, August 12...named Florida

MANSHIP CONTINUED

State League Pitcher of the Week, July 23-29 after going 1-1, 0.75 ERA with 16 strikeouts in 12.0 innings pitched for Ft. Myers.

PERSONAL: Jeffrey Michael Manship...2003 graduate of Ronald Reagan (TX) High School, where he was named an All-American his final two seasons...posted a record of 22-2, with a 0.64 ERA with four no-hitters (one perfect game), a 7.9 K/BB ratio and 9.0-inning averages of 17.4 K's, 2.2 walks and 3.1 hits allowed in his final two seasons...member of Team USA's 16-under and 18-under Youth and Junior National Teams, winning a gold medal in 2001...2007 graduate of the University of Notre Dame where he led the team in strikeouts (111) and wins (nine)...named Big East Conference Pitcher of the Year and Third-Team Louisville Slugger All-American in 2006.

MANSHIP

MANSHIP CAREER RECORD																					
Year	Team	W	L	ERA	G	GS	CG	SHO	GF	SV	IP	H	R	ER	HR	HB	BB	IBB	SO	WP	BK
2006	GCL Twins	0	0	0.00	2	0	0	0	0	0	5.2	3	0	0	0	0	1	0	10	0	1
2006	Fort Myers	0	0	2.08	4	3	0	0	0	0	8.2	7	3	2	0	0	2	0	12	0	0
2007	Beloit	7	1	1.51	13	13	0	0	0	0	77.2	51	15	13	4	1	9	0	77	7	0
2007	Fort Myers	8	5	3.15	13	13	0	0	0	0	71.1	77	38	25	5	2	25	0	59	1	0
2008	Fort Myers	7	3	2.86	13	13	1	1	0	0	78.2	68	31	25	0	4	20	0	63	4	0
2008	New Britain	3	6	4.46	14	14	0	0	0	0	76.2	90	47	38	8	3	24	0	62	6	1
2009	New Britain	6	4	4.28	13	13	0	0	0	0	75.2	72	37	36	2	2	20	0	45	1	0
2009	Rochester	4	2	3.22	8	8	0	0	0	0	50.1	53	23	18	1	1	17	0	30	1	1
2009	MINNESOTA	1	1	5.68	11	5	0	0	1	0	31.2	39	21	20	4	1	15	0	21	2	0
2010	Rochester	3	8	5.13	19	18	1	1	1	0	98.1	134	60	56	13	2	22	2	83	1	1
2010	MINNESOTA	2	1	5.28	13	1	0	0	1	0	29.0	34	20	17	3	0	6	0	21	0	0
2011	MINNESOTA	0	0	8.10	5	0	0	0	1	0	3.1	5	3	3	0	0	4	1	2	0	0
2011	GCL Twins	0	0	1.50	2	2	0	0	0	0	6.0	5	1	1	0	0	0	0	5	0	0
2011	Rochester	1	2	4.32	11	3	0	0	2	0	25.0	24	12	12	4	0	4	0	21	1	0
2012	MINNESOTA	0	0	7.89	12	0	0	0	2	0	21.2	29	19	19	4	1	7	1	12	0	0
2012	Rochester	6	3	2.91	22	11	0	0	2	0	80.1	79	27	26	5	1	35	0	52	1	0
Minor League Totals		45	34	3.47	134	111	2	2	5	0	654.1	663	294	252	42	16	179	2	519	23	4
Major League Totals		3	2	6.20	41	6	0	0	5	0	85.2	107	63	59	11	2	32	2	56	2	0



6 TOMMY MANZELLA INF

Ht: 6-2 Wt: 199 B/T: R/R Age: 29/30
 Born: April 16, 1983 in Chalmette, LA Residence: New Orleans, LA
 Major League Service: 1.027 Contract: Through 2013
 Obtained: Signed as a minor league free agent on Dec. 12, 2012

COLORADO

HIGHLIGHTS

Made his Major League debut with Houston in 2009, singling in his first Major League at-bat on 9/11 vs. Pittsburgh...named Triple-A Round Rock's 2009 Team MVP after hitting .289 (153-for-530) in 133 games...received All-Star honors in three-straight seasons from 2006-08: Texas League (2008), Carolina League (2007) and South Atlantic League (2006)...rated by *Baseball America* as the Best Defensive Infielder in the Astros system prior to the 2007-09 seasons...Selected in the third round of the June 2005 Draft by Houston.

CAREER

- Spent his entire 2010 campaign with the Astros, entering the season as the club's Opening Day shortstop.
- Started at shortstop on Opening Day 2010: 4/5 vs. SF...was the first Astros rookie to start on Opening Day since Willy Taveras (CF) and Luke Scott (LF) both started in 2005...was the club's first rookie starting shortstop since Adam Everett in 2002.
- Was 2-for-15 in 10 games in 2009 as a 40-man roster player for Houston during Spring Training in 2009...was a non-roster invite in 2008 and hit .316 (6-for-19) in 11 games with the Astros.
- Made his Major League debut with Houston in 2009, singling in his first Major League at-bat on 9/11 vs. PIT.
- Named Triple-A Round Rock's 2009 Team MVP after hitting .289 (153-for-530) in 133 games with nine home runs, 31 doubles and 56 RBI...finished the PCL season ranking second in at-bats (530) and third in hits (153)...as Round Rock's everyday shortstop, posted a .977 fielding percentage in 130 games.
- Tabbed as a Texas League All-Star in 2008, his third consecutive season to receive All-Star honors...hit .299 (67-for-224) with four home runs and 34 RBI with the Hooks before a midseason promotion to Round Rock...also named Corpus Christi's Defensive Player of the Month for April and Round Rock's Defensive Player of the Month for August.
- Received All-Star honors in three-straight seasons from 2006-08: Texas League (2008), Carolina League (2007) and South Atlantic League (2006).
- Rated by *Baseball America* as the Best Defensive Infielder in the Astros system prior to the 2007-09 seasons.

2012

- Was with three separate organizations: Milwaukee, Chicago (AL) and Arizona...had an average of .221 (66-for-340) in 91 combined games.
- Majority of 2012 was spent with Milwaukee's Double-A affiliate Huntsville where he played in 62 games, all at shortstop, and batted .252 (55-for-218).
- Went 4-for-4 with a run scored on 6/23 vs. Montgomery...the following game went 3-for-5 with one RBI.
- (In his time with Huntsville, batted .290 (18-for-62) with eight runs vs. lefties compared to a .237 clip (37-for-156) against righties...went 20-for-61 with 25 RBI with runners in scoring position.

2011: Began the season with Oklahoma City of Houston before being placed on waivers and claimed by Arizona...finished the season at Triple-A Reno...in 131 combined games, hit .232 (98-for-422) with 14 doubles, six triples, eight home runs, 51 RBI and 46 runs.

2010: Hit .225 (58x258) with one homer and 21 RBI in 83 games in his rookie season at the Major League level...hit .290 (20x69) against left-handed pitchers...posted a .270 (30x111) average with 13 RBI in his final 36 games of the season (beginning on June 8)...missed nearly two months (June 23-Aug. 19) while recovering from a fractured left index finger...made 11 rehab appearances at the Double A and Triple A levels, combining to hit .367 (15x41) with one homer and five RBI...posted a .973 fielding percentage in 82 games (75 starts) at shortstop...made just two errors in his last 48 games of the season, after May 25, for a .990 fielding percentage...was part of an all-rookie infield on Aug. 20 at FLA along with C Jason Castro, 1B Brett Wallace, 2B Angel Sanchez and 3B Chris Johnson...was the first time a team started five rookies at those positions since Washington did so on Sept. 28, 2008 at PHI...connected for his only MLB home run on May 5 vs. ARI off RHP Rodrigo Lopez...started at shortstop on Opening Day, April 5 vs. SF...was the first Astros rookie to start on Opening Day since Willy Taveras (CF) and Luke Scott (LF) both started in 2005...was the club's first rookie starting shortstop since Adam Everett in 2002...missed more than a week in Spring Training (March 21-31) while nursing a strained right quad.

2009: Made his first appearance on a Major League roster in September... made his Major League debut on Sept. 8 vs. ATL as a pinch-runner... singled in his first MLB plate appearance on Sept. 11 vs. PIT as a pinch-hitter... appeared in two games at shortstop, including his first career start Sept. 16 at CIN... named the 2009 team MVP for Triple A Round Rock after hitting .289 (153x530) with nine homers, 31 doubles and 56 RBI in 133 games... he finished the PCL season ranking second in at-bats (530) and third in hits (153)... earned Round Rock's Defensive Player of the Month honors twice during the season and was named by *Baseball America* as the organization's best defensive infielder prior to the 2009

campaign... posted a .977 fielding percentage in 130 games as Round Rock's everyday shortstop.

MINOR LEAGUES 2008: Began the season with Corpus Christi and hit .299 (67x224) with four home runs and 34 RBI in 54 games en route to being named a Texas League All-Star... named the Hooks' Defensive Player of the Month in April... promoted to Round Rock on June 14 and proceeded to hit .219 (50x228) in 61 games to finish the season... named Round Rock's Defensive Player of the month for August...**2007:** Split the season between Double A Corpus Christi and Class A Salem...hit .289 (66x228) with 12 doubles, three triples, one home run, 15 RBI and 10 stolen bases in 64 games after being promoted to Double A...earned Carolina League All-Star honors...hit .238 (53x223) with 13 doubles, 24 RBI and five stolen bases in 57 games for Salem...**2006:** Hit .275 with seven home runs, 16 stolen bases and 43 RBI in 99 games with Class A Lexington... had a 16-game hitting streak from April 27-May 16...earned mid-season and postseason All-Star honors...**2005:** In his first professional season, hit .232 with 24 runs scored and 18 RBI in 53 games with short-season Tri-City.

PERSONAL: Originally selected in the third round of the June 2005 Draft by Houston...attended Brother Rice High School in Bloomfield Hills, MI, graduated in 2007...received All-America honors from Rawlings and Louisville Slugger...participated in the All-American Baseball game in 2007...two-time winner of the Gatorade Player of the Year award for the state of Michigan...also voted Louisville Slugger Player of the Year for Michigan in 2006 and 2007...named to Michigan's All-State Dream Team twice...also earned First-Team All-State honors as a senior...named an AFLAC All-American during his junior season...as a senior, batted .574 with 16 doubles, seven triples, eight homers, 32 RBI and a 1.034 slugging percentage...lived in California until he was seven years old, then lived in Las Vegas for one year, Madison, WI for five years and Bloomfield Hills, MI for five years.

MANZELLA'S CAREER RECORD

Year	Team	AVG	G	AB	R	H	2B	3B	HR	RBI	SF	SAC	HBP	BB	IBB	SO	SB	CS	GIDP	OBP	SLG
2005	Tri-City	.232	53	220	24	51	6	4	0	18	2	2	0	9	0	39	5	3	7	.260	.295
2006	Lexington	.275	99	338	50	93	22	1	7	43	5	8	3	33	1	80	16	8	12	.340	.408
2007	Salem	.238	57	223	28	53	13	0	0	24	1	5	3	19	0	30	5	2	3	.305	.296
	Corpus Christi	.289	64	228	35	66	12	3	1	15	1	6	0	19	0	40	10	2	4	.343	.382
2008	Corpus Christi	.299	54	224	27	67	11	5	4	34	4	3	1	17	0	35	4	4	7	.346	.446
	Round Rock	.219	61	228	19	50	15	1	0	15	0	2	0	17	0	39	0	4	7	.273	.294
2009	Round Rock	.289	133	530	68	153	31	5	9	56	2	7	1	40	2	99	12	3	18	.339	.417
	HOUSTON	.200	7	5	0	1	0	0	0	0	0	0	0	0	0	4	0	0	0	.200	.200
2010	Corpus Christi	.429	5	14	4	6	1	0	0	1	0	0	0	0	0	0	0	2	1	.429	.500
	Round Rock	.333	6	27	4	9	2	0	1	4	0	0	0	2	0	6	0	0	2	.379	.519
	HOUSTON	.225	83	258	17	58	7	0	1	21	3	5	3	13	1	71	0	1	6	.267	.264
2011	Oklahoma City	.230	109	361	39	83	14	6	7	48	4	3	4	45	2	116	10	4	13	.319	.360
	Reno	.246	22	61	7	15	0	0	1	3	0	3	0	4	1	10	1	1	2	.292	.295
2012	Reno	.100	15	40	2	4	1	0	0	2	0	1	0	2	0	21	0	0	1	.143	.125
	Huntsville	.252	62	218	22	55	7	0	1	28	1	5	1	27	0	57	3	4	6	.336	.298
	Charlotte	.171	14	41	4	7	3	0	0	6	1	1	0	2	0	14	0	0	1	.205	.244
Minor League Totals		.259	754	2753	333	712	138	25	31	297	21	46	13	236	6	586	66	37	84	.318	.361
Major League Totals		.224	90	263	17	59	7	0	1	21	3	5	3	13	1	75	0	1	6	.266	.262

CAREER TRANSACTIONS

- 2005: Selected by Houston in the third round of the June 2005 Draft.
- 2010: Placed on 15-day DL (fractured left index finger), 6/23-8/19.
- 2011: Placed on waivers by Houston, 8/10...claimed by Arizona, 8/11...Outrighted to minors, 9/21.
- 2012: Signed to a minor league contract by Milwaukee, 5/8...released by Milwaukee, 7/29...signed to a minor league contract by Chicago (AL), 8/2...granted free agency, 11/3...signed to a minor league contract by Colorado, 12/14.

CAREER FIELDING

PITCHER	PCT	G-GS	PO	A	E	TC	DP
Career Totals	.974	84-76	122	210	9	341	42



54 MIKE McCLENDON RHP

Ht: 6-5 Wt: 225 B/T: R/R Age: 27/28
 Born: April 3, 1985 in Arlington, TX Residence: Corpus Christi, TX
 Major League Service: 0.130 Contract: Through 2013
 Obtained: Signed as Minor League Free Agent on Dec. 11, 2012

COLORADO

HIGHLIGHTS

Has pitched in the Majors with Milwaukee in each of the last three seasons (2010-12)...owned a 3.00 ERA and struck out 21 batters in 21.0 innings over his first 17 career Major League games in 2010 with Milwaukee...became the first pitcher in Brewers history to retire the first nine batters he faced in his Major League debut on 8/14/10 at COL...2010 Pacific Coast League All-Star as a member of the Nashville Sound...was a South Atlantic League All-Star in 2007, his first full professional season...was selected by Milwaukee in the 10th round of the 2006 First-Year Player Draft out of Seminole Community College.

2012

- Split the season between Triple-A Nashville and in the Majors with Milwaukee...began the season at Triple-A though he was recalled and optioned to the Minors on four separate occasions...was first recalled on 4/20 and then optioned on 4/28...recalled for the second time on 5/25, then optioned on 5/29...again recalled on 6/22 then optioned on 6/25...was recalled for a final time on 7/30...was outrighted off the 40-man roster and assigned to Nashville on 8/24.
- Made nine total appearances while in the Majors with Milwaukee...went 0-0 with a 6.43 ERA (14.0 ip, 10 er).
- Tossed more than 1.0 inning in five of his nine appearances, including a season-high 3.0 innings on 4/27 at STL.
- Went 4-3 with a 4.19 ERA (43.0 ip, 20 er) in 33 games with Nashville.

2011: Spent most of the year at Triple-A Nashville, where he went 5-6 with a 3.53 ERA and 8 saves in 38 relief appearances...went 3-0 with a 2.63 ERA in 9 relief appearances with Milwaukee during two stints...was recalled by Milwaukee on 4/19 after Shaun Marcum went on the bereavement list and tossed a scoreless inning that night at Philadelphia...was optioned back to Nashville on 4/21...was recalled again on 5/5 and made 8 appearances before he was optioned back to Nashville for the rest of the season on 6/3 after Zach Braddock was reinstated from the disabled list...tossed 3.0 perfect innings with 5 strikeouts, both career highs, on 5/6 at St. Louis

2010: Spent most of the year at Triple-A Nashville, where he went 4-3 with a 2.44 ERA and 2 saves in 25 games (3 starts)...was a PCL All-Star...also pitched at Double-A Huntsville from 4/17-5/14, going 1-1 with a 0.61 ERA in 7 relief appearances...contract was selected by Milwaukee on 8/12...went 2-0 with a 3.00 ERA in 17 relief appearances with the Brewers...held opponents to a .195 batting average and struck out 21 batters in 21.0 innings...retired 11 of 17 first batters faced (64.7%)...stranded 5 of 8 inherited runners (62.5%)...made his MLB debut on 8/14 at Colorado, tossing 3.0 perfect innings (2k)...became the first pitcher in franchise history to retire the first 9 batters he faced in a single game in his Major League debut...earned his first MLB win on 8/21 vs. San Diego (3ip, 1h, 3bb, 3k)...recorded his first career hit with a single off Jorge Sosa on 9/24 vs. Florida...following the season pitched for the Surprise Rafters in the Arizona Fall League

2009: Went 4-3 with a 3.30 ERA and 3 saves in 41 games (2 starts) at Double-A Huntsville.

2008: Went 7-6 with a 4.19 ERA and 10 saves in 46 games (5 starts) at Class-A Brevard County.

2007: Went 10-8 with a 3.67 ERA and 1 save in 27 games (25 starts) between Class-A West Virginia and Class-A Brevard County...began the season at West Virginia, where he was a South Atlantic League All-Star as he went 5-2 with a 2.87 ERA in 11 starts while holding opponents to a .198 batting average...went 5-6 with a 4.23 ERA and 1 save in 16 games (14 starts) at Brevard County

2006: Spent his first professional season at Rookie Helena, going 3-2 with a 4.23 ERA in 18 games (4 starts)

PERSONAL:: Graduated from Bishop Moore (FL) High School ...attended Seminole Community College...has two older brothers who also pitched professionally...brother Matt pitched in the Braves organization (1999-2004) and brother Tim pitched in the independent Northern League with the Kansas City T-Bones (2003)...enjoys fishing

McCLENDON'S CAREER RECORD

Year	Team	W	L	ERA	G	GS	CG	SHO	GF	SV	IP	H	R	ER	HR	HB	BB	IBB	SO	WP	BK
2006	Helena	3	2	4.23	18	4	0	0	6	0	44.2	54	23	21	4	0	8	0	34	3	0
2007	West Virginia	5	2	2.87	11	11	0	0	0	0	62.2	46	22	20	6	1	12	0	47	1	0
2007	Brev. County	5	6	4.23	16	14	2	1	1	1	89.1	108	52	42	6	4	19	0	46	5	1
2008	Brev. County	7	6	4.19	47	5	0	0	30	10	88.0	103	50	41	6	5	15	4	61	5	0
2009	Huntsville	4	3	3.30	41	2	0	0	8	3	84.2	86	40	31	4	3	20	4	57	3	0
2010	Huntsville	1	1	0.61	7	0	0	0	2	0	14.2	7	1	1	0	1	1	0	15	0	0
2010	Nashville	4	3	2.44	25	3	0	0	9	2	55.1	53	16	15	1	3	14	0	44	2	1
2010	MILWAUKEE	2	0	3.00	17	0	0	0	3	0	21.0	15	7	7	2	0	7	0	21	1	0
2011	MILWAUKEE	3	0	2.63	9	0	0	0	7	0	13.2	15	5	4	1	1	3	0	10	2	0
2011	Nashville	5	6	3.53	38	0	0	0	20	8	58.2	61	28	23	2	2	19	2	48	4	0
2012	MILWAUKEE	0	0	6.43	9	0	0	0	3	0	14.0	20	11	10	1	3	5	0	4	1	0
2012	Nashville	4	3	4.19	33	0	0	0	17	5	43.0	40	24	20	2	3	18	2	27	2	0
Minor League Totals		38	32	3.56	236	39	2	1	93	29	541.0	558	256	214	31	22	126	12	379	25	2
Major League Totals		5	0	3.88	35	0	0	0	13	0	48.2	50	23	21	4	4	15	0	35	4	0



67 KENT MATTHES

OF

Ht: 6-2

Wt: 215

B/T: R/R

Age: 26

Born: Jan. 8, 1987 in Florence, SC

Residence: Orlando, FL

Major League Service: 0.000

Contract: Through 2013

Obtained: Selected in the 4th round of the 2009 Draft out of Alabama

COLORADO

MATTHES

HIGHLIGHTS

Making his second appearance in Major League Spring Training in 2013...spent entire 2012 season at Double-A Tulsa...was the 2011 California League Most Valuable Player after batting .334 with a 1.020 OPS (.378 SLG, .642 SLG)...named to the California League's Postseason All-Star team in 2011...owns a .505 slugging percentage, 87 doubles, 46 home runs and 181 RBI in 271 career Minor League games...named a High-A classification All-Star by *Baseball America* following his 2011 season for Modesto...Rockies organizational Player of the Month in July, 2011 after batting .341 with 9 doubles, 9 home runs and 36 RBI...named the best power hitter in the Rockies organization prior to both 2010 and 2011 by *Baseball America*...also named the Rockies' eighth-best prospect by the same publication prior to the 2012 season.

2012

- Spent the entire 2012 season with the Double-A Tulsa Drillers, his first experience at the Double-A level...Matthes' 17 home runs led the club despite him missing the final month of the season due to injury.
- Hit just .193 (47-for-243) with 8 home runs and 19 RBI prior to the All-Star break...then hit .269 (25-for-93) with 9 home runs and 21 RBI following the All-Star break.
- Was the Drillers everyday right-fielder...Matthes has started all but one professional game in right field since he was drafted in 2009.
- Has hit 40 home runs between High-A Modesto and Double-A Tulsa in 187 games over the past two seasons.

2011: Had a breakout 2011 season at High-A Modesto, winning the California League MVP Award...hit .334 (124-for-371) with 39 doubles, 3 triples, 23 home runs, 95 RBI and a 1.020 OPS (.378 OBP, .642 SLG) in 93 games for Modesto...all this despite missing nearly all of the season's final month with a hand injury...ranked among the Cal League leaders in several offensive categories, including: batting average (4th), doubles (2nd), home runs (5th), RBI (8th), extra-base hits (2nd), slugging (1st) and at-bats per home run (2nd, 16.13)...in addition to being named the league MVP, was a California League Postseason All-Star, a *Baseball America* High-A All-Star and the Rockies organizational Player of the Month for July...hit .341 (43-for-126) with 9 doubles, 9 home runs and 36 RBI in 28 games in July...hit at least .341 in every month except April (.203)...hit .381 in May, .361 in June and .341 in July...hit .391 (50-for-128) with 15 doubles, 9 home runs and 74 RBI with runners in scoring position...Matthes' .642 slugging percentage was the third-best mark in the Minors...he finished 14th in the Minors in extra-base hits and 18th in doubles.

2010: Played just 21 games for Low-A Asheville before being placed on the disabled list 6/5...his .185 average was the lowest among all Tourists.

2009: Played his first professional season with Short Season Tri-City as the club's regular right-fielder...his 29 extra base hits led the club, while his 23 doubles led the Northwest League...his 109 total bases also led the club...following the season was rated as the 28th-best prospect in the Rockies organization by *Baseball America*, as well as the best power hitter in the Rockies system by the same publication.

COLLEGE: Played for Alabama for four seasons as the starting right fielder...owns the highest career outfield assist total (23) in Tide baseball history...hit the second-highest average on the team with a .358 (73-for-204) clip, 14 doubles, 2 triples, a team-high 28 home runs, a team-high 81 RBI and tied a team-high with 13 stolen bases in 56 games as a junior for the Tide.

PERSONAL: Signed on June 16, 2009 by Rockies scout Damon Iannelli...his father played football at the University of Miami...was a 2005 First-Team All-State, All-Central Florida and All-County selection for Edgewater HS in Orlando, FL...recognized as the best AAU player in the nation when he was awarded the Disney and Sears Excellence Achievement and Recognition Award for sportsmanship, commitment, teamwork and academic achievement in 2000.

MATTHES' CAREER RECORD

Year	Team	AVG	G	AB	R	H	2B	3B	HR	RBI	SAC	SF	HBP	BB	IBB	SO	SB	CS	GIDP	OBP	SLG
2009	Tri-City	.289	63	239	39	69	23	1	5	35	4	3	9	21	1	77	6	4	4	.364	.456
2010	Asheville	.185	21	81	9	15	7	1	1	11	0	2	4	5	0	32	0	0	1	.261	.333
2011	Modesto	.334	93	371	70	124	39	3	23	95	1	1	5	22	1	80	7	4	12	.378	.642
2012	Tulsa	.214	94	336	44	72	18	2	17	40	2	2	6	22	2	80	6	2	10	.273	.432
Minor League Totals		.273	271	1027	162	280	87	7	46	181	7	8	24	70	4	269	19	10	27	.331	.505



7 MATT McBRIDE

INF/OF

Ht: 6-2

Wt: 215

B/T: R/R

Age: 27/28

Born: May 23, 1985 in Bethlehem, PA Residence: Bethlehem, PA

Major League Service: 0.042

Contract: Through 2013

Obtained: Trade from Cleveland for RHP Ubaldo Jimenez July 31, 2011

COLORADO

HIGHLIGHTS

Made his Major League debut with Colorado on 8/4/12 vs. SF (2-for-4, 2B, RBI) and played in 31 Major League games in 2012...was a Pacific Coast League Mid-Season and Post-Season All-Star in 2012 with the Colorado Springs Sky Sox, his first full season at the Triple-A level...played for three different Minor League teams in 2011, including Double-A Tulsa after being acquired by Colorado along with pitcher's Joe Gardner, Drew Pomeranz and Alex White on 7/31/11...has at least 45 extra-base hits in each of his last four Minor League seasons (since 2009)...named to the Arizona Fall League All-Prospect team in 2009...was a finalist for the Johnny Bench Award (honors college's top catcher) in 2006 after batting .417 with 12 home runs and 61 RBI during his junior season at Lehigh University.

2012:

- Made his Major League debut in 2012 with Colorado after playing 653 career Minor League games since he was drafted by Cleveland in the first supplemental round (75th overall) of the 2006 draft (Lehigh (PA) University).
- Made his MLB debut on 8/4 vs. SF and went 2-for-4 with a double, an RBI and a run scored...was with Colorado for 12 days in his first stint with club from 8/4-16...was then recalled on 9/5 for the remainder of the season.
- Spent the majority of the season at Triple-A Colorado Springs, his first full season at the Triple-A level...hit .353 (151-for-439) with 42 doubles, 6 triples, 10 home runs and 87 RBI in 108 games for the Sky Sox.
- McBride led the Sky Sox in batting average and doubles...his 42 doubles were one shy of tying the Rockies Triple-A record for doubles set by Garrett Atkins (2004), Dave Hajek (1999) and Jim Taum (1994).
- Named to the All-PCL team as well as the PCL Mid-Season All-Star team.
- Connected on his first career Major League home run on 9/16/12 at SD off Andrew Werner...first MLB hit came in 2nd MLB at bat, a single off Giants LHP Madison Bumgarner.
- Hit .333 (8-for-24) in his limited time in the Majors...hit .375 (54-for-144) with runners in scoring position for the Sky Sox...also hit .308 (4-for-13) with 2 RBI as a pinch-hitter for the Rox.
- Was acquired by Colorado along with pitchers Drew Pomeranz, Alex White and Joe Gardner in exchange for Ubaldo Jimenez on 7/31/11.

2011: Made two stops in the Indians organization at Triple-A Columbus and Double-A Akron before being traded to Colorado with RHP Alex White, LHP Drew Pomeranz and RHP Joe Gardner in the trade that sent RHP Ubaldo Jimenez to Cleveland...finished the season with Double-A Tulsa, though he played in just six games for the Drillers between right field and designated hitter due to separate stints on the disabled list 8/11-22 and 8/26 until the end of the season...played 102 games between his three stops in 2011, including 12 with Triple-A Columbus, 84 with Double-A Akron and six with the Drillers...played 49 games in the infield, 33 games in the outfield and nine games at catcher...in his Minor League career has played nearly an identical amount of games between the infield (131), outfield (140) and catcher (133)...batted a combined .277 (103-for-372) with 26 doubles, 4 triples, 15 home runs and 58 RBI in his 102 games.

2010: Finished second among all Indians farmhands in home runs (21) and was fourth in RBI (75)...was named the Eastern League Player of the Week, 7/6, and earned the Topps' Eastern League Player of the Month for July.

2009: Led the Indians Player Development System in RBI (99), was tied for second in hits (140) and tied third in home runs (18)...was named the Carolina League Player of the Week, 5/4...was named to the 2009 AFL All-Prospect Team.

2008: Limited to 45 games due to right labrum surgery.

2007: Finished second in the Indians Player Development System in doubles (37) and ninth in average (.287)...named to the South Atlantic League All-Star team.

2006: Named to the New York-Penn League All-Star team.

COLLEGE: Played three seasons at Lehigh University behind the plate where he combined to hit .350 with 56 doubles, 17 home runs and 125 RBI in 149 games, all starting as catcher...as a senior in 2006 hit a team-high .417 (88-for-211) with 19 doubles, 12 home runs and 61 RBI, leading Lehigh to their first-ever Patriot League Tournament Title and first NCAA Tournament berth...the home runs and RBI were by far the most on the team...started all 56 games for Lehigh behind the plate, posting a .989 fielding percentage...was a finalist for the Johnny Bench Award (honors college's top catcher) in 2006 after his senior season...earned First-Team All-League honors as a sophomore in 2005 after posting a .986 fielding percentage as catcher...led the league with 17 doubles and led the team with a .312 on-base percentage in 2005...as a freshman was named All-League Second-Team with a .366 batting average, leading his team in hits (63), doubles (20) and slugging percentage (.547).

PERSONAL: Attended Liberty High School in Bethlehem, PA...was originally selected by Cleveland in the supplemental round (75th overall) in the 2006 First-Year Player Draft...signed by Indians scout Brent Urcheck.

McBRIDE'S CAREER RECORD																					
Year	Team	AVG	G	AB	R	H	2B	3B	HR	RBI	SAC	SF	HBP	BB	IBB	SO	SB	CS	GIDP	OBP	SLG
2006	Mahoning Valley	.272	52	184	24	50	12	0	4	31	0	2	9	16	2	22	5	2	1	.355	.402
2007	Lake County	.283	105	421	66	119	35	2	8	66	0	7	8	38	1	54	1	0	13	.348	.432
	Akron Aeros	.571	2	7	2	4	2	0	0	0	0	0	1	0	0	0	0	0	0	.625	.857
2008	GCL Indians	.380	17	50	13	19	7	1	2	9	0	0	4	6	0	5	3	0	0	.483	.680
	Kinston	.179	17	67	9	12	2	0	0	6	0	1	1	7	1	9	0	0	0	.263	.209
	Lake County	.308	11	39	6	12	4	0	1	7	0	0	0	5	1	5	0	0	1	.386	.487
2009	Kinston	.405	31	126	24	51	15	0	6	36	0	1	1	11	0	15	0	0	2	.453	.667
	Akron	.247	98	361	48	89	29	0	12	63	4	9	14	18	0	42	1	1	4	.301	.427
2010	Akron	.283	96	361	54	102	25	1	17	64	0	5	8	30	3	62	0	2	6	.347	.499
	Columbus	.269	31	119	16	32	6	0	4	11	2	1	0	5	0	17	0	0	4	.296	.420
2011	Columbus	.156	12	45	3	7	2	0	1	3	0	0	0	2	0	8	0	0	0	.191	.267
	Akron	.297	84	310	50	92	24	4	14	53	1	3	2	30	1	44	3	0	6	.359	.535
	Tulsa	.235	6	17	4	4	0	0	0	2	0	0	1	0	0	3	0	0	0	.278	.235
2012	Colo. Springs	.344	108	439	73	151	42	6	10	87	0	10	1	19	0	47	0	1	4	.365	.535
	COLORADO	.235	6	17	4	4	0	0	0	2	0	0	1	0	0	3	0	0	0	.278	.235
Major League Totals		.235	6	17	4	4	0	0	0	2	0	0	1	0	0	3	0	0	0	.278	.235
Minor League Totals		.292	670	2546	392	744	205	14	79	438	7	39	50	187	9	333	13	6	41	.348	.477

McBRIDE



64 GUSTAVO MOLINA

C

Ht: 6-1 Wt: 245 B/T: R/R Age: 30/31

Born: Feb. 24, 1982 in La Guaira, VZ Residence: La Guaira, VZ

Major League Service: 0.162 Contract: Through 2013

Obtained: Signed to a minor league contract on Dec. 6, 2012

COLORADO

HIGHLIGHTS

Originally signed by Chicago (AL) as an amateur free agent on 1/3/00...has played in 26 career Major League games with Chicago (AL) (2007), Baltimore (2007), New York (NL) (2008), Boston (2010) and New York (AL) (2011)...has not made an error in 101 chances at the Major League level.

CAREER:

- Has played in 26 career Major League games with Chicago-AL (2007), Baltimore (2007), New York-NL (2008), Boston (2010) and the Yankees, making 15 starts at catcher.
- Owns a career .128 (6-for-47) batting average at the Major League level...was originally signed by Chicago-AL as a non-drafted free agent on 1/3/00.

2012:

- Played in the New York Yankees organization pulling stops at Double-A Trenton and Triple-A Scranton/Wilkes-Barre...participated in 35 combined games, 29 at Scranton.
- Hit .304 (7-for-23) at Trenton with one double, two home runs and six RBI.
- In the offseason played in the Venezuelan Winter League and for Venezuela during the Caribbean Series...went 36-for-161 (.224) in 50 games during the VWL with six doubles, seven home runs and 21 RBI...went 0-for-10 in 3 Caribbean Series games.

2011: Spent the majority of the season at Triple-A Scranton/Wilkes-Barre and hit .253 (41-for-162) with 6 doubles, 4HR and 21RBI in 47 games. Sp...began the season at the Major League level and played three (two starts) at catcher, batting .167 (1-for-6) with 1 double...following the season, appeared in 42 games with the Caribes de Anzoategui of the Venezuelan Winter League and hit .256 (31-for-121) with 7 doubles and 5RBI...in 17 postseason games (16 starts at catcher) with the Caribes, batted .295 (18-for-61) with 6HR and 17RBI...among postseason VWL batters, ranked second in slugging percentage (.639), tied for second in home runs and tied for third in RBI.

2010: Spent the majority of the year with Triple-A Pawtucket, batting .241 (27-for-112) with 8HR and 18RBI in 35 games...also played in four games with the Red Sox, going 1-for-7 (.143).

2009: Did not play at the Major League level for the first time since 2006, appearing in 72 games with Triple-A Syracuse of the Nationals organization...batted .209 (44-for-211) with 2HR and 24RBI with the Chiefs and threw out 24-of-59 attempted base stealers (41%)...following the season, played in 31 games with the Navegantes del Magallanes of the Venezuelan Winter League, hitting .170 (9-for-53) with 2HR and 8RBI.

2008: Appeared in two games with the Mets, but spent the majority of the year with Triple-A New Orleans, batting .206 (47-for-228) with 7HR and 27RBI in 74 games...hit .167 (8-for-48) with 3HR and 6RBI in 23 games with the Navegantes of the VWL, following the season.

2007: Made his Major League debut, combining to play in 17 games with the White Sox and Orioles, batting .111 (3-for-27)...did not make an error in 56 total chances at the Major League level...split the rest of the year with Double-A Bowie (Orioles) and Triple-A Charlotte (White Sox), combining to bat .264 (57-for-216) with eight doubles, 2HR and 15RBI in 65 games.

MINOR LEAGUES 2006: Split the season with Double-A Birmingham and Triple-A Charlotte, combining to set minor league career highs in games (113) and at-bats (374)...ranked second in the Southern League, throwing out 44% (37-of-84) potential base stealers...**2005:** Played in 109 games with Single-A Winston-Salem and batted .261 (90-for-345), posting single-season career-highs in runs (38), hits, doubles (20), home runs (11), total bases (145) and walks (47)...**2004:** Combined to hit .214 (39-for-182) with 7HR and 31RBI in 62 games with Winston-Salem and Single-A Kannapolis...**2003:** Played in 96 games with Kannapolis and batted .229 (72-for-315), playing every position in the field but pitcher...**2002:** In 94 games with Kannapolis, hit .226 (70-for-310) with 13 doubles, one triple, 2HR and 34RBI, recording a career-high 7SB...**2001:** Played in 46 games, 40 at the catcher position, with the Bristol Sox and hit .283 (47-for-166) with nine doubles, 2HR and 24RBI...**2000:** Made his professional debut, playing in 31 games with the AZL White Sox, hitting .243 (28-for-115) with 10 doubles and 22RBI...tied for third on the team in doubles.

PERSONAL: Married (Carla Gutierrez) with one daughter, Andrea Victoria.

MOLINA'S CAREER RECORD

Year	Team	AVG	G	AB	R	H	2B	3B	HR	RBI	SF	SAC	HBP	BB	IBB	SO	SB	CS	GIDP	OBP	SLG
2000	AZL White Sox	.243	31	115	15	28	10	0	1	22	3	1	2	13	0	13	3	1	0	.323	.357
2001	Bristol	.283	46	166	18	47	9	0	2	24	3	1	5	9	1	26	3	1	2	.333	.373
2002	Kannapolis	.226	94	310	37	70	13	1	2	34	6	7	9	27	1	61	7	2	6	.301	.294
2003	Kannapolis	.229	96	315	30	72	15	1	5	41	1	8	9	17	0	56	5	3	4	.287	.330
2004	Kannapolis	.162	37	105	16	17	3	0	4	17	0	3	4	12	0	24	2	1	6	.273	.305
	Winston-Salem	.286	25	77	10	22	6	0	3	14	1	1	1	5	0	16	0	0	0	.333	.481
2005	Winston-Salem	.261	109	345	38	90	20	1	11	41	3	8	6	30	0	47	1	2	16	.328	.420
2006	Birmingham	.227	103	344	26	78	14	0	7	34	1	8	4	25	0	65	5	6	8	.286	.328
	Charlotte	.167	10	30	0	5	0	0	0	0	0	0	0	1	0	5	0	0	3	.194	.167
2007	CHICAGO (AL)	.056	10	18	0	1	0	0	0	1	1	1	0	1	0	4	0	0	0	.100	.056
	Charlotte	.209	43	139	13	29	4	0	2	9	1	5	2	9	0	27	0	2	7	.265	.281
	Bowie	.364	22	77	5	28	4	0	0	6	0	0	0	3	0	10	0	0	3	.388	.416
	BALTIMORE	.222	7	9	1	2	1	0	0	0	0	0	0	0	0	3	0	0	0	.222	.333
2008	NEW YORK (NL)	.143	2	7	0	1	0	0	0	0	0	0	0	1	0	1	0	0	0	.250	.143
	New Orleans	.206	74	228	22	47	7	0	7	27	1	0	5	16	0	56	0	0	10	.272	.329
2009	Syracuse	.209	72	211	19	44	15	0	2	24	1	8	1	6	0	25	0	1	4	.233	.308
2010	BOSTON	.143	4	7	1	1	0	0	0	0	0	0	0	0	0	2	0	0	0	.143	.143
	Pawtucket	.241	35	112	12	27	5	0	8	18	0	0	0	7	0	23	0	0	1	.286	.500
2011	NEW YORK (AL)	.167	3	6	0	1	1	0	0	0	0	0	0	0	0	0	0	0	0	.167	.333
	Scranton/WB	.253	47	162	9	41	6	0	4	21	1	2	1	7	0	37	0	0	1	.287	.364
2012	Trenton	.304	6	23	5	7	1	0	2	6	0	0	0	1	0	2	0	0	2	.333	.609
	Scranton/WB	.174	29	109	7	19	5	0	4	18	1	1	1	4	0	29	0	0	1	.209	.330
Minor League Totals		.234	879	2868	282	671	137	3	64	356	23	53	50	192	2	522	26	19	74	.291	.351
Major League Totals		.128	26	47	2	6	2	0	0	1	1	1	0	2	0	10	0	0	0	.160	.170

MOLINA

CAREER TRANSACTIONS

- 2000: Signed by the Chicago (AL) as an amateur free agent, 1/3.
- 2007: Optioned to Charlotte, 5/16...selected off waivers by Baltimore from the Chicago (AL), 7/30...recalled from Bowie, 9/4...granted free agency, 10/29...signed as a free agent with the New York (NL), 12/12.
- 2008: Contract purchased from New Orleans, 4/24...optioned to New Orleans, 5/2...recalled from New Orleans, 9/1...outrighted to New Orleans, 10/21...granted free agency, 11/3...signed as a free agent with the Washington, 12/23.
- 2009: Granted free agency, 11/9.
- 2010: Signed as a free agent with the Boston, 1/29...contract purchased from Pawtucket, 6/29...designated for assignment, 7/18...outrighted to Pawtucket, 7/20...granted free agency, 10/5...signed as a free agent with the New York (AL), 12/15.
- 2011: Contract purchased from Scranton, 3/30...optioned to Scranton, 4/29...designated for assignment, 8/19...outrighted to Scranton, 8/23...granted free agency, 10/3...signed as a free agent with New York (AL), 12/17.
- 2012: Granted free agency, 11/3...signed as a free agent with Colorado, 12/6.

CAREER FIELDING

PITCHER	PCT	G-GS	PO	A	E	TC	DP
Career Totals	1.000	25-15	96	5	0	101	0



4 CHRIS NELSON

INF

Ht: 5-11

Wt: 205

B/T: R/R

Age: 27/28

Born: Sept. 3, 1985 in Washington, DC

Residence: Decatur, GA

Major League Service: 1.159

Contract: Through 2013

Obtained: Selected in the 1st round (9th) of 2004 Draft out of Redan (GA) HS

COLORADO

HIGHLIGHTS

Spent the entire season on the Major League roster for the first time in 2012...hit .301 with an .810 OPS (.352 OBP, .458 SLG) in 111 games in 2012...led all NL third basemen in batting average after the 2012 All-Star break (.344)...made his Major League debut on 6/19/10 vs. MIL, and notched his first career Major League hit on 6/22/10 off Jon Lester...has made starts at second base, third base and shortstop in his 191 Major League games...his first two MLB home runs came in back-to-back games 6/17-18/11 vs. DET...his first career stolen base in the Majors came when he stole home on 9/9/10 vs. CIN off Nick Masset in the 8th inning, scoring what was the game-winning run in Colorado's 6-5 victory...named to the 2008 Arizona Fall League Rising Stars team...named by *Baseball America* as a High-A All-Star in 2007...was ranked by *Baseball America* as the 17th-best prospect in Colorado's system prior to 2011...was the Rockies first round selection (9th overall) in the 2004 First-Year Player Draft.

CAREER

- Spent the entire season on the Major League roster in 2012 for his first time...has played in the Majors for Colorado in each of the last three seasons...was originally drafted by Colorado with the 9th overall selection in the 2004 First-Year Player Draft out of Redan High School in Decatur, GA.
- Set career-highs in nearly every offensive category in 2012, including: games (111), batting average (.301), runs (45), hits (104), doubles (21), triples (4), home runs (9), RBI (53), on-base percentage (.352) and slugging percentage (.458).
- Was named the National League Player of the Week for the week of September 10-16, 2012...during six games that week, Nelson hit .560 (14-for-25) with 2 doubles, 1 triple, 1 home run, 5 RBI and 6 runs scored...was the Rockies only weekly award winner in 2012.
- Hit .344 (62-for-180) with 12 doubles, 2 triples, 4 home runs and 30 RBI following the 2012 All-Star break while playing the majority of his 55 games as the Rockies regular third baseman...his .344 batting average following the break led all National League third basemen.
- Hit .341 (47-for-138) with runners on, .363 (33-for-91) with runners in scoring position and .429 (3-for-7) with the bases loaded in 2012...is a career .325 hitter (76-for-234) with runners on and a .298 career hitter (45-for-151) with runners in scoring position.

2012:

- Set career-highs in every offensive category in 2012, including: games (111), batting average (.301), runs (45), hits (104), doubles (21), triples (4), home runs (9), RBI (53), on-base percentage (.352) and slugging percentage (.458).
- Missed time from 5/16-31 with a left wrist injury, then again from 7/17-8/6 with an irregular heartbeat.
- Was a member of the Rockies Opening Day roster for the first time in 2012 and was Colorado's Opening Day starting third baseman.
- Was one of the Rockies most productive hitters following the All-Star break, as he hit .344 (62-for-180) with 12 doubles, 2 triples, 4 home runs and 30 RBI in 55 games...had an .881 OPS after the break...led all NL third basemen in batting average following the break.
- Hit .341 (47-for-138) with runners on, .363 (33-for-91) with runners in scoring position and .429 (3-for-7) with the bases loaded in 2012...
- Hit .345 (61-for-177) with 12 doubles, 2 triples, 4 home runs and 30 RBI from the beginning of August through the end of the season...his .345 batting average from 8/1-on was the highest mark among MLB third baseman, higher than AL Triple Crown winner Miguel Cabrera (.344).
- Was named the National League Player of the Week for the week of September 10-16, 2012...during six games that week, Nelson hit .560 (14-for-25) with 2 doubles, 1 triple, 1 home run, 5 RBI and 6 runs scored.

2012

HIGHS AND LOWS

CAREER

3, 10x, last: October 1 at ARI	Hits	3, 13x, last: October 1, 2012 at ARI
1, 9x, last: September 14 at SD	Home Runs	1, 13x, last: September 14, 2012 at SD
3, 4x, last: September 9 at PHI	RBI	3, 5x, last: September 9 at PHI
8, September 9-16	Hit Streak	8, September 9-16, 2012
3, 2x, last: August 27 vs. LAD	Runs	3, 2x, last: August 27, 2012 vs. LAD
2, 2x, last: June 23 at TEX	Doubles	2, 3x, last: June 23, 2012 at TEX
1, 3x, last: September 10 vs. SF	Triples	1, 4x, last: September 10, 2012 vs. SF
7, September 14 at SD	Total Bases	7, September 14, 2012 at SD
2, 3x, last: August 26 at CHC	Walks	2, 3x, last: August 26, 2012 at CHC
3, September 20 at SF	Strikeouts	3, 2x, last: September 20, 2012 at SF
1, 2x, last: September 18 at SF	Stolen Bases	1, 6x, last: September 18, 2012 at SF

- At his best vs. NL West, as he hit .331 (57-for-124) with 13 doubles, 3 home runs and 24 RBI vs. divisional rivals.

2011: Split his 2011 season between the Majors with Colorado and in Triple-A Colorado Springs with the Sky Sox...2011 marked the 2nd-straight season Nelson has spent time in the Majors, after making his MLB debut with Colorado in 2010...hit .250 (45-for-180) with 10 doubles, a triple, 4 home runs, 16 RBI and 20 runs scored in 63 games for the Rox in 2011...saw playing time between second base (29 games), third base (24 games) and shortstop (2 games)...played 73 games for the Sky Sox, where he batted .329 (95-for-289) with 20 doubles, 5 triples, 11 home runs and 65 RBI...Nelson had a .913 OPS (.366 OBP, .547 SLG) with the Sky Sox...the infielder was up-and-down between the Majors and Triple-A in 2011, as he was originally recalled on 5/29 and spent a month in the Majors before being optioned back to Triple-A on 7/1...he returned to Colorado on 7/27 before again being optioned on 8/24...Nelson was recalled from Triple-A on 9/9, where he would spend the remainder of 2011...connected on his first career MLB home run on 6/17 vs. DET, a three-run shot off Rick Porcello...knocked his second career home run one game later on 6/18 vs. DET when he hit a solo home run off Charlie Furbush...two other home runs were 9/9 vs. CIN and 9/23 at HOU, both solo shots...his home run 9/23 at HOU was as a pinch-hitter...hit .364 (4-for-11) with one double, the home run, 4 RBI and 2 runs as a pinch-hitter in 2011...was most productive in September, as he batted .375 (9-for-24) with a double, 2 home runs, 4 RBI and 5 runs scored.

2010: Reached the Majors for the first time in his career in 2010...had spent each of his first six professional seasons in the Minor Leagues after being drafted in the first round (9th overall) in the 2004 First-Year Player Draft by Colorado...was first recalled from Triple-A Colorado Springs on 6/18 and spent over a week on the active roster...made his first career start in the Majors on 6/22 where he went 1-for-3 with a run as the Rockies third baseman against the Red Sox...was optioned back to Triple-A on 6/29...was later recalled for three days (8/5-8) in August but did not make an appearance...spent the rest of his season as a regular infielder for Triple-A Colorado Springs...2010 was his first season seeing action at the Triple-A level...was added to the active Major League roster for the remainder of the season on 9/1...stole his first career base in the 8th inning against Cincinnati on 9/9...the stolen base was a "straight steal" of home to give the Rockies a 6-5 lead...it was the first "straight steal" of home in Rockies history though it was the 15th steal of home in franchise history...13 of the other 14 steals of home involved another playing also stealing second base on the same play as the steal of home...the only other play in which only home was the base that was stolen was on 6/30/96 vs. LAD when Eric Young Sr. stole home...although, there was an attempted steal of second on that play by Ellis Burks, but he was never tagged out, nor did he actually steal second base...Elias: Nelson became the first Major-Leaguer with a go-ahead steal of home in the 8th inning or later since Omar Vizquel broke a 2-2 8th-inning tie by swiping home with two outs - it was also a "straight" steal of home, rather than part of a double steal - for Cleveland at Detroit on 5/27/03...was used mainly as a shortstop for Triple-A Colorado Springs.

2009: Spent his entire season at Double-A Tulsa, though he played his last game of the season on 5/22 due to injury...appeared in just 29 games for the Drillers, batting .280 (30-for-107) with 11 extra base hits, and 17 RBI in the 29 games...was hitting .300 (12-for-40) in May before the injury...started at shortstop and batted second in 27 of his 29 games for the Drillers.

2008: Played 73 of his 81 games with Double-A Tulsa, and just 8 games for Modesto...hit .237 (67-for-283) with 3 home runs and 42 RBI in 73 games with Tulsa, his first action above Double-A...hit .140 (7-for-50) off left-handers and .258 (60-for-233) off right-handers while with Tulsa...hit .067 (3-for-45) when leading off an inning, and .269 (64-for-238) in all other situations...made all of his starts a shortstop for Tulsa, and received all but one at bat while playing shortstop (pinch-hit).

2007: Posted career highs in nearly every single offensive category in what was his best season as a Rockies farmhand...batted .289 (153-for-529) with 97 runs, 42 doubles, 7 triples, 19 homers, and 27 stolen bases in 133 games for Single-A Modesto...among CAL leaders, ranked 2nd in doubles and extra base hits (68), 3rd in games and total bases (266), and 5th in triples, RBI and hits...led Colorado's organization in total bases and he tied with Joe Koshansky for the most RBI of any Rox minor league player...was named a Cal League Postseason All-Star, a Topps' Single-A All-Star and a *Baseball America* High-A All-Star...produced one of the best months of any minor league player in July, batting .368 (42-for-114) with 34 runs scored, 9 home runs and a minor league-best 41 RBI in 27 games...had 32 RBI prior to the All-Star break, but drove in 67 runs following the break...following the season was named by *Baseball America* as the seventh-best prospect in Colorado's system.

2006: Spent second straight season with the Asheville...played 109 games at shortstop, posting a .918 fielding percentage (41 e, 499 tc)...reached base safely in 24 straight games from 4/21-5/25...named to the Mid-Season All-Star team after batting .288 with 4 home runs and 35 RBI...named the 19th-best prospect in the Rockies' farm system by *Baseball America*.

2005: Played in five games before being placed on DL from 4/18-26 with a strained right hamstring...missed all of May after being sent to extended Spring Training to rehab...returned on 6/2...hit for the cycle on 7/15 at Savannah in 7-5 win...finished 4-for-5 with 2 runs and 3 RBI that day...rated as the Rockies' 10th-best prospect in farm system by *Baseball America* entering 2006 campaign.

2004: Made his pro debut at Rookie Level Casper where he was rated as the No. 1 prospect in the Pioneer League by *Baseball America*...signed on 7/1 and didn't make his first appearance until 7/9, which kept him from reaching the 205 plate appearances necessary to qualify for the batting title...rated as Colorado's second-best prospect by *Baseball America* entering 2005.

PERSONAL: Named first-team HS All-American by both *Baseball America* and USA Today and was selected as Louisville Slugger's HS Player of the Year for state of Georgia in '04...was rated as 4th-best available prospect in the draft according to *Baseball America* and the second-best position player...signed by Rockies scout Damon Iannelli.

NELSON'S CAREER RECORD

Year	Team	AVG	G	AB	R	H	2B	3B	HR	RBI	SAC	SF	HBP	BB	IBB	SO	SB	CS	GIDP	OBP	SLG
2004	Casper	.347	38	147	36	51	6	3	4	20	0	0	2	20	0	42	6	5	2	.432	.510
2005	Asheville	.241	79	315	51	76	13	3	3	38	0	4	5	25	0	88	7	4	2	.304	.330
2006	Asheville	.260	118	466	69	121	38	1	11	76	5	7	7	32	0	101	14	2	9	.313	.416
2007	Modesto	.289	133	529	97	153	42	7	19	99	0	9	7	55	2	92	27	5	11	.358	.503
2008	Modesto	.167	8	30	2	5	1	0	1	5	0	0	0	2	0	8	0	2	0	.219	.300
	Tulsa	.237	73	283	38	67	18	2	3	42	2	5	4	35	1	69	6	1	10	.324	.346
2009	Tulsa	.280	29	107	21	30	5	2	4	17	1	1	1	12	1	21	5	2	1	.355	.477
2010	Colo. Springs	.313	85	319	60	100	15	3	12	55	2	2	4	29	1	53	7	3	8	.376	.492
	COLORADO	.280	17	25	7	7	1	0	0	0	1	0	0	1	0	4	1	0	1	.308	.320
2011	Colo. Springs	.329	73	289	52	95	20	5	11	65	1	5	3	17	0	48	3	3	17	.366	.547
	COLORADO	.250	63	180	20	45	10	1	4	16	0	1	1	7	1	35	3	1	5	.280	.383
2012	COLORADO	.301	111	345	45	104	21	3	9	53	2	2	1	27	4	84	2	1	9	.352	.458
	Colo. Springs	.294	13	51	12	15	4	1	0	8	0	0	1	2	0	12	1	1	1	.333	.412
Major League Totals		.284	191	550	72	156	32	4	13	69	3	3	2	35	5	123	6	2	15	.327	.427
Minor League Totals		.281	649	2536	438	713	162	27	68	229	11	33	34	229	5	534	76	28	61	.345	.447

CAREER TRANSACTIONS

- 2008: Contract selected from Double-A Tulsa, 11/20.
- 2009: Optioned to Double-A Tulsa, 3/16...placed on 60-day disabled list 9/8 for the rest of the season with torn ligament in right wrist.
- 2010: Optioned to Triple-A Colorado Springs, 3/20...recalled, 6/18...optioned, 6/29...recalled 8/5...optioned, 8/8...recalled 9/1 for the remainder of the season.
- 2011: Optioned to Triple-A Colorado Springs, 3/15...recalled, 5/29...optioned, 7/1...recalled, 7/27...optioned, 8/24...recalled 9/9 for the remainder of the season.
- 2012: On 15-day disabled list with left wrist inflammation, 5/16-31...on 15-day disabled list with irregular heart beat, 7/17-8/6.

CAREER FIELDING

2B	CLUB	PCT	G-GS	PO	A	E	TC	DP
2010	COLORADO	.882	4-3	8	7	2	17	0
2011	COLORADO	.969	29-23	36	58	3	97	15
2012	COLORADO	.989	21-18	39	54	1	94	13
Career Totals		.971	54-44	83	119	6	208	28

3B	CLUB	PCT	G-GS	PO	A	E	TC	DP
2010	COLORADO	1.000	4-1	2	2	0	4	0
2011	COLORADO	.917	24-14	9	35	4	48	2
2012	COLORADO	.931	92-68	45	118	12	175	14
Career Totals		.930	120-83	56	155	16	227	16

SS	CLUB	PCT	G-GS	PO	A	E	TC	DP
2011	COLORADO	.857	2-2	0	6	1	7	0
2012	COLORADO	1.000	1-0	1	0	0	1	0
Career Totals		.875	3-2	1	6	1	8	0

PINCH-HIT HOME RUNS (2)

DATE	OPP.	INNING	PITCHER
9/23/11	at HOU	7	Pendleton
6/1/12	vs. LAD	8	Lindblom

TRIPLE PLAYS

The Rockies recorded their first of two triple plays in franchise history on **April 10, 2003 vs. St. Louis** in the sixth inning...officially, the putout went 3-6-6...with no outs and runners at first and second moving on the pitch, Orlando Palmeiro lined out to 1B Todd Helton...Helton turned and threw it to shortstop Jose Hernandez who was covering second to double-up Scott Rolen...Hernandez then tagged Tino Martinez, the runner who was advancing from first to second, to complete the third out.

Colorado's second triple play came on **April 29, 2007 vs. Atlanta** in the seventh inning...rookie shortstop Troy Tulowitzki pulled off one of baseball's rarest feats: an unassisted triple play...it was just the 13th such play in Major League history, the 12th ever in the regular season...in the top of the seventh inning, there were runners on first and second with no outs when Chipper Jones lined out to Tulowitzki, who stepped on second base to retire Kelly Johnson, then tagged Edgar Renteria running from first base...it was the first unassisted triple play since shortstop Rafael Furcal turned the trick for Atlanta on Aug. 10, 2003 at St. Louis.

Two opponents have turned a triple play against the Rockies.

On June 13, 1998 at Los Angeles, the Dodgers turned the first triple play against the Rockies...with no outs in the fifth and runners on first and second, Kurt Abbott dropped a sacrifice bunt attempt...pitcher Darren Dreifort picked up the ball and threw to second to force out Neifi Perez...shortstop Jose Vizcaino, who received Dreifort's throw, fired to first to get Abbott...second baseman Eric Young, who was covering first, then completed the play by throwing to third to get Jamey Wright (1-6-4-5).

Then, almost exactly one year later **at Coors Field, on June 14, 1999**, it happened again...this one, though, was more "routine"...with Edgard Clemente at-bat and runners on first and second, Giants left-hander Shawn Estes induced a hot ground ball to third...Bill Mueller fielded it, stepped on his bag to force Angel Echevarria, and gunned it to second...Jeff Kent, the second baseman, made the pivot, forcing Henry Blanco at second, before completing the play by nailing Clemente at first (5-4-3).



44 JUAN NICASIO

RHP

Ht: 6-3

Wt: 230

B/T: R/R

Age: 26/27

Born: Aug. 31, 1986 in San Francisco, DR Residence: San Francisco de Macoris, DR

Major League Service: 1.124

Contract: Through 2013

Obtained: Signed as a non-drafted free agent on August 21, 2006

COLORADO

NICASIO

HIGHLIGHTS

Struck out nearly a batter per inning (54 so, 58.0 ip) in his 11 starts in 2012...owns a career 2.8 K/BB (112 so, 40 bb) in his first 24 Major League starts...made his MLB debut in a start on 5/28/11 vs. STL, going 7.0 ip and allowing just an unearned run...had a 3.22 K/BB rate in 2011 with the Rockies, which was the fourth-lowest among NL rookie starters...had a career-high 10 strikeouts 7/31 at SD...was struck in the head by a line drive 8/5 that resulted in him needing surgery to repair the C-1 vertebrae in his neck...in 2010, as a High-A Modesto starter, led the Cal League in innings (177.1) and strikeouts (171) and tied for the league lead in wins (12) and starts (28)...his 171 strikeouts were most in the Rockies organization in 2010...the ace of Single-A Asheville's staff in 2009, he led the South Atlantic League with a 2.41 ERA...additionally, posted a 1.85 BB/9.0 ip ratio and a 5.0 strikeout to walk ratio in 2009.

CAREER

- Is 6-7 with a 4.65 ERA (129.2 ip, 67 er) in his 24 Major League starts...has finished each of his first two Major League seasons on the disabled list (fractured vertebra in 2011, strained left knee in 2012)...both injuries were suffered on come-back plays while pitching.
- Owns a career 7.8 strikeout per 9.0 innings pitched rate (112 so, 129.2 ip) in his first 24 Major League starts.
- Has walked 2 batters or fewer in 19 of his 24 career starts...in those 19 starts he is 6-4 with a 3.60 ERA (110.0 ip, 44 er), 21 walks and 87 strikeouts.
- Through 24 MLB starts in his career, Juan has tossed 11 quality starts, including three of which he did not allow an earned run and five starts in which he allowed five hits or less...Nicasio has thrown at least 6.0 innings in 13 of his 24 career starts, going 6-1 with a 2.17 ERA (87.0 ip, 21 er) with 14 walks and 68 strikeouts (7.0 K/9.0 IP).
- Is 30-22 with a 3.40 career ERA (471.1 ip, 178 er) in 88 games/80 starts in his Minor League career (2006-2011).
- Was named the Rockies 8th-best prospect in the organization by *Baseball America* following the 2011 season.

2012:

- Nicasio made his first appearance on an Opening Day roster in 2012, his second season in the Majors...Nicasio made 11 starts for Colorado and now has 24 career starts with the Rockies since 2011.
- In his first action since returning from a fractured C-1 vertebrae he suffered after being hit in the head by a batted ball 8/5/11, Nicasio went 2-3 with a 5.28 ERA (58.0 ip, 34 er) in 2012...Juan suffered a knee injury that sidelined him for the remainder on 6/2/12.
- Through 24 career Major League starts, Nicasio owns a 2.80 strikeout to walk ratio with 112 strikeouts compared to just 40 walks...Nicasio has walked more than three batters in just two of his 24 career starts and has at least four strikeouts in all but four career starts, not including his two starts in which he left with injuries...Nicasio had at least four punch-outs in nine of his 11 starts in 2012.
- Nicasio has a career record of 6-3 with a 4.30 ERA (73.1 ip, 35 er), 58 strikeouts and 24 walks in 14 starts at Coors Field...the Rockies are 10-4 in his 14 career starts at the club's home park...he has held hitters to a .277 average (79-for-285)...his 4.30 ERA at Coors Field in his career is the 4th-best mark in Rockies history (min. 10 starts).
- Nicasio has a career ERA of 4.65 (129.2 ip, 67 er) through his first 24 starts as a Rockie...the 4.65 ERA ranks seventh in the Rockies franchise among pitchers with at least 20 starts...Nicasio trails Ubaldo Jimenez (3.66), Jhoulys Chacin (3.68), Jason Marquis (4.04) Jorge De La Rosa (4.48), Aaron Cook (4.53) and Jason Hammel (4.63)
- Nicasio struckout a season-high nine batters 5/12 vs. LAD, one shy of his career-high 10 that he set on 7/31/11 at SD...the nine punch-outs were the most by a Rockies starter at that point in 2012 and were the most since Jhoulys Chacin struckout nine 8/11/11 at CIN.
- With his start 4/8 at HOU, Nicasio made his first start since suffering a fractured C-1 vertebrae in his neck on 8/5/11 vs.

2012

HIGHS AND LOWS

CAREER

9, May 12 at LAD	Strikeouts	10, July 31, 2011 at SD
9, 4x, last: May 28 vs. HOU	Hits	9, 5x, last: May 28, 2012 vs. HOU
6, 4x, last: May 28 vs. HOU	Runs	6, 5x, last: May 28, 2012 vs. HOU
6, 2x, last: May 6 vs. ATL	Earned Runs	6, 3x, last: May 6, 2012 vs. ATL
2, April 18 vs. SD	Home Runs	2, 3x, last: April 18, 2012 vs. SD
5, 2x, last: May 17 vs. ARI	Walks	5, 2x, last: May 17, 2012 vs. ARI
None	Complete Games	None
7.0, 2x, last: May 12 at LAD	Innings (Starter)	8.0, July 1, 2011 vs. KC
6.0, May 12-17	Scoreless Inning Streak	10.0, July 1-7
2, April 18-30	Win Streak	2, 2x, last: April 18-30, 2012
3, May 6-June 12	Losing Streak	3, May 6-June 12, 2012

WAS after being struck in the head by a batted ball.

2011: Made his Major League debut on 5/28 vs. STL in a 7.0 inning win after being called up straight from Double-A Tulsa...the right-hander made 13 appearances/starts for the Rockies before having his season ended when he was struck by a line drive in his start 8/5 vs. WAS...it was later announced that Nicasio had broken his C-1 vertebrae in his neck ending his season...Juan had surgery to repair the vertebrae in his neck and was placed on the 60-day disabled list on 8/6...began the 2011 season with Double-A Tulsa after finishing the 2010 season with High-A Modesto...Nicasio went 5-1 with a 2.22 ERA (56.2 ip, 14 er) in nine starts for the Drillers before getting the call to the big leagues...after joining the Rockies, he earned a win in his first start, allowing just one run, unearned, on six hits over 7.0 innings 5/28 vs. STL at Coors Field...was named a Mid-season Texas League All-Star, the Texas League Pitcher of the Week for 4/25-5/1 and the Rockies organizational Pitcher of the Month for April prior to his Major League call up...would toss a quality outing in seven of his 12 starts before the final start of his season...on 8/5 vs. WAS, Nicasio was struck in the head in the second inning by a batted ball and would leave the game...owned a 3.22 strikeout to walk ratio with 58 strikeouts compared to just 18 walks...the 3.22 K/BB rate was the fourth-lowest among NL rookie starters...among MLB rookie pitchers with at least 13 starts in 2011 Nicasio ranked: fourth in strikeout to walk rate (3.22), second in walks per 9.0 innings (2.26) and fifth in strikeouts per 9.0 innings (7.28), WHIP (1.27) and home runs per 9.0 innings (1.00)...started seven games at Coors, and the Rockies went 6-1 in those seven, losing only the final start in which he left with an injury after 1.0 inning...finished 2011 at Coors Field with a personal record of 4-1 with a 1.98 ERA (41.0 ip, 9 er)...among Rockies rookies to start in at least 7 games at Coors Field in their rookie season, Nicasio ranks second with his .229 opponent batting average at home behind only Denny Stark (.210 - 2002)...only one other Colorado rookie that has had a start of at least 7.0 innings, no runs or walks and no more than four hits allowed: Jason Jennings on June 11, 2002 at Fenway Park (7 IP, 3 H)...collected 10 strikeouts in his start 7/31 at SD...it was the most strikeouts by a single player in a single-game by a Rockies pitcher in 2011, and it was the most strikeouts since Ubaldo Jimenez also had 10 strikeouts on 10/2/10 at STL...sat fourth in all of Double-A ball with 63 strikeouts before being recalled...those 63 strikeouts were nine more than any other pitcher in the Texas League...his 2.22 ERA was ninth-lowest in all of Double-A...his ERA also sat second in the Texas League...

MINOR LEAGUES 2010: Spent his first season at High-A Modesto, where he spent the entire season, as one of the club's starters...posted career highs and led the California League in wins (12), starts (28), innings pitched (177.1) and strikeouts (171)...his 171 strikeouts and 177.1 innings pitched were the most in the Rockies organization...won seven games in a stretch of 10 starts from 5/18-7/5...in those 10 games went 7-1, 2.20 (65.1 ip, 16 er)...the sole loss in the streak was a complete game where he allowed just one run, unearned, on 3 hits, 4 walks and 8 strikeouts...the complete game was the second of his career...struckout 171 hitters in 177.1 innings for the third-best strikeout per 9.0 innings pitched in the California League at 8.68 K/9.0 innings...also allowed just 31 walks for a 1.57 BB/9.0 innings, good for third-best in the Cal League...finished the season tossing quality outings in five of his last six starts going 4-1, 2.30 (43.0 ip, 11 er)...**2009:** Did not join Low-A Asheville until the end of May, but immediately had success with the Tourists in 2009...went 9-3, 2.41 (112.0 ip, 30 er) with 115 strikeouts in 18 starts...his 2.41 ERA led the South Atlantic League...he is the first Rockies farm-hand to lead the SAL in ERA since Mike Kusiewicz led the SAL in 1995...he allowed opponents to hit just .252 (110-for-436) against him on the season...with 115 strikeouts and just 23 walks, he held a 5.0 K/BB ratio...he went 1-1, 1.86 (29.0 ip, 6 er) in 5 starts prior to the All-Star break and 8-2, 2.60 (83.0 ip, 24 er) after the break...following the season was named as the 16th-best prospect in the Rockies system by *Baseball America*...**2008:** Spent the season with Short Season-A Tri-City as one of the club's starters...his 54.0 innings pitched were fourth-most on the club...tied for first on the club with 61 strikeouts...opponents hit just .229 (46-for-201) with lefties at .222 (18-for-81) and righties at .233 (28-for-120)...**2007:** Started the season in Rookie Level Casper's as a starter, but by season's end was pitching out of the bullpen...went 0-2, 4.50 (38.0 ip, 19 er) in 8 starts and 0-1, 3.38 (5.1 ip, 2 er) in 5 relief appearances...**2006:** Spent first professional season pitching for the Rockies DSL team...went 2-1 with a 2.89 ERA (28.0 ip, 9 er) in 8 games/5 starts.

PERSONAL: Signed by Rockies scout Rolando Fernandez.

NICASIO'S CAREER RECORD

Year	Team	W	L	ERA	G	GS	CG	SHO	GF	SV	IP	H	R	ER	HR	HB	BB	IBB	SO	WP	BK
2006	DSL Rockies	2	1	2.89	8	5	0	0	1	0	28.0	27	14	9	0	0	8	0	24	0	0
2007	Casper	0	3	4.36	13	8	0	0	1	0	43.1	48	32	21	3	4	13	0	33	5	1
2008	Tri-City	2	4	4.50	12	12	0	0	0	0	54.0	46	30	27	1	3	19	0	61	4	1
2009	Asheville	9	3	2.41	18	18	1	1	0	0	112.0	110	44	30	6	4	23	0	115	5	0
2010	Modesto	12	10	3.91	28	28	1	0	0	0	177.1	186	91	77	14	4	31	0	171	7	1
2011	COLORADO	4	4	4.14	13	13	0	0	0	0	71.2	73	35	33	8	1	18	3	58	1	0
	Tulsa	5	1	2.22	9	9	1	1	0	0	56.2	48	15	14	3	0	10	1	63	3	2
2012	COLORADO	2	3	5.28	11	11	0	0	0	0	58.0	72	37	34	7	1	22	1	54	4	0
Minor League Totals		30	22	3.40	88	80	3	2	2	0	471.1	465	226	178	28	20	104	1	467	26	5
Major League Totals		6	7	4.65	24	24	0	0	0	0	129.2	145	72	67	15	2	40	4	112	5	0

CAREER TRANSACTIONS


- 2009: Contract purchased in protection of the Rule V Draft.
- 2010: Optioned to High-A Modesto, 3/15.
- 2011: Optioned to Double-A Tulsa, 3/14...recalled from Double-A, 5/28...placed on 15-day disabled list with a fractured C-1 vertebrae, 8/6...transferred to the 60-day disabled list, 8/23 until the end of the season.
- 2012: On disabled list with strained left knee, 6/3-11/2

CAREER BATTING

Year	Team	AVG	G	AB	R	H	2B	3B	HR	RBI	SAC	SF	HBP	BB	IBB	SO	SB	CS	GIDP	OBP	SLG
2011	COLORADO	.136	11	22	0	3	2	0	0	0	1	0	0	0	0	16	0	0	0	.136	.227
2012	COLORADO	.111	11	18	0	2	0	0	0	1	1	0	0	2	0	13	0	0	0	.200	.111
Major League Totals		.125	22	40	0	5	2	0	0	1	2	0	0	2	0	29	0	0	0	.167	.175

CAREER FIELDING

PITCHER	PCT	G-GS	PO	A	E	TC	DP
Career Totals	.969	24-24	10	21	1	32	1



47 RAFAEL ORTEGA

OF

Ht: 5-11 Wt: 160 B/T: L/R Age: 21/22
 Born: May 15, 1991 in El Tigre, VZ Residence: El Tigre, VZ
 Major League Service: 0.004 Contract: Through 2013
 Obtained: Signed as a non-drafted free agent January 30, 2008

COLORADO

ORTEGA

HIGHLIGHTS

Made his MLB debut in a start on 9/30/12 and collected his first ML hit in that game finishing 2-for-3 with a walk and stolen base...has compiled 147 stolen bases over his five minor league seasons and carries a lifetime .304 minor league average...was named a Pioneer League Mid- and Postseason All-Star in 2010...played his entire second professional season with the DSL Rockies as the everyday center fielder and was named to the DSL All-Star team as an outfielder.

2012:

- Played in 116 total games with all coming at Double-A Modesto except for two...made his Major League debut on 9/30 at Los Angeles (NL) going 2-for-3 with a walk and stolen base while starting in centerfield.
- While at Modesto, batted .283 (140-for-495) in 114 games with 23 doubles, eight triples, eight home runs, 60 RBI and 81 runs scored to go along with 36 stolen bases...led the Nuts in stolen bases and triples, was second in runs scored and third in doubles and RBI.
- Went 15-for-44 (.341) in 10 April games and 39-for-122 (.320) in 28 May games...hit .286 (66-for-231) in the first half of the season.
- Led off in 108 of his 112 games at Modesto and played in 111 games in centerfield.
- In the offseason played for Tiburones de La Guaira of the Venezuelan Winter Leagues where he went 24-for-80 (.300) in 41 games.

2011: Made the jump to Low-A Asheville where he spent the entire season as the starting center fielder and leadoff hitter for the Tourists...set career highs in games, at-bats, runs, hits, doubles, triples, home runs and RBI...was second on the Tourists with a .294 batting average, a mark that was also ninth-best in the South Atlantic League...led Asheville and tied for third in the SAL in triples and also led the Tourists with his 32 stolen bases and 141 hits...after the first month of the season his average never dropped below .250.

2010: Spent his first season in the States with Rookie Level Casper where he was named a Pioneer League Mid- and Postseason All-Star...led the Ghosts in average, games, at-bats, runs, hits, stolen bases and starts in the outfield...also led the Rockies system and was fourth in the Pioneer League in average while his 23 stolen bags, 69 runs and 103 hits were second-most in the PL.

2009: Played his entire second professional season with the DSL Rockies as the everyday center fielder...was named to the DSL All-Star team as an outfielder for hitting .324 (83-for-256) with 7 doubles, 8 triples and 39 stolen bases...his 39 steals were the fourth-most in the DSL, while his .324 average was the seventh-best in the league...played the majority of the season as an 18-year old, and finished with more walks (32) than strikeouts (23)...his .809 OPS was the best on the club.

2008: Spent his first professional season with the DSL Rockies as one of the clubs regular outfielders...led the Rockies with 17 stolen bases and 38 runs scored...drew as many walks (20) as he had strikeouts (20)...his 20 walks were the second-most on the club...hit .296 (37-for-125) over the season's final 2 months.

PERSONAL: Signed on January 30, 2008 by Rockies scouts Rolando Fernandez, Francisco Cartaya and Carlos Gomez.

ORTEGA'S CAREER RECORD

Year	Team	AVG	G	AB	R	H	2B	3B	HR	RBI	SF	SAC	HBP	BB	IBB	SO	SB	CS	GIDP	OBP	SLG
2008	DSL Rockies	.277	52	188	38	52	4	2	1	11	2	6	2	20	0	20	17	3	4	.349	.335
2009	DSL Rockies	.324	70	256	45	83	7	8	0	39	6	6	2	32	5	23	39	12	0	.395	.414
2010	Casper	.358	71	288	69	103	17	3	7	45	2	2	2	28	3	42	23	9	2	.416	.510
2011	Asheville	.294	113	479	77	141	26	8	9	66	4	5	3	28	1	90	32	19	5	.335	.438
2012	Modesto	.283	114	495	81	140	23	8	8	60	7	4	4	46	1	93	36	18	8	.344	.410
	COLORADO	.500	2	4	0	2	0	0	0	0	0	0	1	1	0	2	1	0	0	.667	.500
Minor League Totals		.304	420	1706	310	519	77	29	25	221	21	23	13	154	10	268	147	61	19	.362	.427
Major League Totals		.500	2	4	0	2	0	0	0	0	0	0	1	1	0	2	1	0	0	.667	.500

CAREER TRANSACTIONS

- 2008: Signed as a non-drafted free agent, 1/30.
- 2012: Had contract purchased from Modesto, 9/30.



O ADAM OTTAVINO RHP

Ht: 6-5

Wt: 230

B/T: L/R

Age: 27

Born: Nov. 22, 1985 in New York City, NY Residence: New York City, NY

Major League Service: 1.087

Contract: Through 2013

Obtained: Claimed off waivers from St. Louis on April 3, 2012

COLORADO

HIGHLIGHTS

Struck out 81 batters in 79.0 innings out of the Rockies bullpen in 2012...his 81 strikeouts were the 12th-most for a NL reliever in 2012...79.0 relief innings were fourth in the NL, though third among all Rockies...made his Major League debut on 5/29/10 at CHC with St. Louis by allowing 4 runs in 5.2 innings as the Cardinals starter...pitched for Italy in the 2009 World Baseball Classic (3.0 scoreless innings in only appearance vs. Venezuela)...**rated the Cardinals sixth-best prospect by *Baseball America* following the 2007 season...**was a Florida State League Mid-Season and Post-Season All-Star in 2007

2012

- Was acquired off waivers from St. Louis 4/3 and was assigned to Triple-A Colorado Springs...was recalled 5/5 and made two perfect outings (2.2 ip, 0 h, 0 bb, 4 k) before being optioned...recalled a final time for the remainder of the season 5/20...made 53 total appearances and tossed 79.0 innings, all in relief.
- Made 25 appearances of more than 1.0 inning...in those 25 went 5-0 with a 2.13 ERA (55.0 ip, 13 er), 20 walks and 52 strikeouts while holding opponents to a .202 (40-for-198) average...tossed 3.0 ip six times.
- Struckout 81 batters on the season, a mark that was 3rd-most among all Rockies behind only Brothers and Pomeranz (83)...had multiple strikeouts 25 times...his 9.2 K/9.0 IP was also 2nd-best among Rox.
- His 79.0 innings pitched were the fourth-most relief innings in the National League, though he was third on the club as Jose Roenicke (88.2 ip) and Matt Belits (80.0 ip) each had more.
- Allowed just one run over his first 13.0 ip (12 outings)...in that same span struckout 15 (10.4 K/9.0 IP) and walked just two...his 81 strikeouts were tied for the 12th-most among NL relievers.
- Went 3-0 with a 1.14 ERA (23.2 ip, 3 er) and a .141 opponent average in the month of August, the most innings and lowest average against among all Rockies relievers in August.
- Before joining the Rockies had just two career relief appearances, and three career starts.
- Went 0-0 with a 3.20 ERA (19.2 ip, 7 er) in 13 games, all in relief, at Triple-A Colorado Springs.

2011: Spent the entire season at Memphis (AAA), making 26 appearances, starting 25...induced 20 double plays, a career best, ranking 2nd on the Memphis squad behind Cory Rauschenberger (21)...ranked 6th among Cardinals minor leaguers in innings pitched (141.0), 8th in strikeouts (120) and T3rd in games started (25)...tied his career-best by striking out a season-high nine batters twice, both coming in starts at Iowa on April 17 and June 23...made 10 quality starts, reaching a season-high of 7.0 IP on five occasions, holding opposition to one run or less in four...posted a strong April with a 1.93 ERA in four starts (23.1 IP/24 K)...won his last four decisions, going 4-0 in August and September to pull his season record to 7-8...held opposing batters to a .196 BA (33-168) with runners in scoring position...made one relief appearance (5/25 at Salt Lake) following a Mitchell Boggs start, tossing 3.1 IP and allowing six runs (3 ER).

2010: Began the season at Memphis (AAA) and made his Major League debut in May, but spent most of the season on the disabled list dealing with a right shoulder strain...pitched in five games for St. Louis making three starts, going 0-2 in his starts...posted a 5-3 record with a 3.97 ERA in nine starts at Memphis (AAA), winning his last three starts...recalled on 5/29 and made his Major League debut that day at Wrigley Field, throwing a season-high 5.2 IP in a 5-0 loss...made two more starts before being optioned to Memphis on 6/13...was recalled again on 6/25 and appeared in two games in relief before landing on the disabled list...logged 4.1 IP in relief on 6/27 at KC, a season high for a Cardinals reliever...was placed on the 15-day DL on 7/4 with a right shoulder strain, then transferred to the 60-day DL on 8/16...was activated from DL on 9/29 but did not pitch in the team's final five games.

2009: Made one start for Italy in the World Baseball Classic vs. Venezuela (3/10) and pitched 3.0 scoreless innings (H, BB, 3 SO)...led Cardinals minor leaguers with 27 games started, ranked 5th in innings with a career-best 144.0, T2nd with 119 strikeouts and T-8th with seven wins...began season with nine consecutive losses, but finished strong posting a 7-3 record beginning on 7/10...earned second round playoff win vs. SAC (9/16) tossing six innings while tying a career-best nine strikeouts...**2008:** Made 24 starts for Springfield, his first experience at Double-A...went 0-3 in his four April starts before landing on the DL 4/29 with right shoulder inflammation...came off the DL on 5/10 ...in five June starts was 1-0 with a 3.27 ERA, his best month of the season...pitched for Peoria in the Arizona Fall League, making eight starts and went 3-1 with a 6.17 ERA...**2007:** Spent the entire season at Palm Beach, earning midseason and postseason Florida State League All-Star honors... ranked 2nd in the FSL with a Palm Beach franchise record 12 wins and 3rd with a 3.08 ERA and 128 strikeouts...his 27 starts ranked tied for 2nd-most in the league (Tyler Norrick 1st with 28)...went 9-3 with a 2.73 ERA (82.1 IP / 25 ER) in 14 starts after the FSL All-Star break...won six straight decisions spanning eight starts from 6/20-7/28 (2.23 ERA)...named Florida State League Pitcher of the Week for 6/25-7/1 as he tossed 14 shutout innings over two starts...limited opponents to a .195 (29-for-149) batting average w/runners in scoring position and .150 (9-for-60) BA w/runners in scoring position and two outs...pitched the top of the 3rd inning of the Florida State League All-Star Game and allowed a run on two hits while fanning one...rated the Cardinals 6th-best prospect by *Baseball America*...**2006:** Did not allow an earned run in his first 19.2 professional innings pitched...named New York-Penn League Pitcher of the Week for

OTTAVINO CONTINUED

7/3-9 when he won two starts without allowing an earned run in 12.1 IP while fanning 11

PERSONAL:: Graduated from Berkeley Carroll (Brooklyn, N.Y.) High School in 2003, where he averaged 17 strike-outs per game over his junior and senior years...he threw eight one-hitters in high school and once struck out 54 batters over a three-game stretch...attended Northeastern University...was the second-highest Major League draft pick in Northeastern history behind current Chicago Cubs 1B Carlos Pena (10th overall by Texas in 1998)...was selected by the Tampa Bay Devil Rays in the 30th round of the 2003 MLB Draft but did not sign.

OTTAVINO'S CAREER RECORD

Year	Team	W	L	ERA	G	GS	CG	SHO	GF	SV	IP	H	R	ER	HR	HB	BB	IBB	SO	WP	BK
2006	State College	2	2	3.14	6	6	0	0	0	0	28.2	23	12	10	1	1	13	0	26	0	0
2006	Quad Cities	2	3	3.44	8	8	0	0	0	0	36.2	28	21	14	3	4	19	0	38	3	0
2007	Palm Beach	12	8	3.08	27	27	1	0	0	0	143.1	130	63	49	10	8	63	0	128	6	0
2008	Springfield	3	7	5.23	24	24	1	0	0	0	115.1	133	75	67	16	10	52	0	96	6	0
2009	Memphis	7	12	4.75	27	27	0	0	0	0	144.0	141	80	76	12	10	82	1	119	13	1
2010	Memphis	5	3	3.97	9	9	0	0	0	0	47.2	43	23	21	5	3	12	0	43	3	0
2010	ST. LOUIS	0	2	8.46	5	3	0	0	0	0	22.1	37	21	21	5	0	9	1	12	1	0
2011	Memphis	7	8	4.85	26	25	0	0	0	0	141.0	154	85	76	14	9	71	0	120	8	1
2012	Colo. Springs	0	0	3.20	13	0	0	0	3	0	19.2	22	8	7	2	0	7	0	25	1	0
2012	COLORADO	5	1	4.56	53	0	0	0	6	0	79.0	76	42	40	9	1	34	7	81	8	0
Minor League Totals		38	43	4.26	140	126	2	0	3	0	676.1	674	367	320	63	45	319	1	595	40	2
Major League Totals		5	3	5.42	58	3	0	0	6	0	101.1	113	63	61	14	1	43	8	93	9	0

OTTAVINO

CAREER TRANSACTIONS

- 2009: Contract purchased from Minors by St. Louis, 11/18.
- 2010: Optioned to Triple-A, 3/27...recalled from Triple-A, 5/29...optioned to Triple-A, 6/13...recalled from Triple-A, 6/25...on disabled list with a right shoulder strain, 7/7-9/29...outrighted to Minors, 11/19.
- 2011: Contract purchased from Minors, 11/18.
- 2012: Optioned to Minors, 3/20...placed on waivers, 4/3...acquired off waivers by Colorado, 4/3...optioned to Triple-A, 4/3...recalled from Triple-A, 5/5...optioned to Triple-A, 5/9...recalled from Triple-A, 5/20.

CAREER FIELDING

PITCHER	PCT	G-GS	PO	A	E	TC	DP
Career Totals	1.000	58-3	8	11	0	19	0



88 JOSH OUTMAN

LHP

Ht: 6-1 Wt: 200 B/T: L/L Age: 28/29
 Born: Sept. 14, 1984 in St. Louis, MO Residence: Imperial, MO
 Major League Service: 3.046 Contract: Through 2013
 Obtained: Trade from Oakland for OF Seth Smith on January 16, 2012

COLORADO

HIGHLIGHTS

Has held Major League left-handers to a .184 average against with 70 strikeouts in 201 at bats in his career...held all batters to a .222 average against as a reliever in 2012...owned a 3.48 ERA in 67.1 innings with Oakland in 2009 and a 3.70 ERA in 58.1 innings with Oakland in 2011...the left-hander returned to action in 2011 after missing the entire 2010 season following "Tommy John" surgery in June 2009...made his MLB debut 9/2/08 with 2.0 scoreless innings vs. KC...was originally drafted by Philadelphia in the 10th round of the 2005 Draft...was dealt to the A's in the Joe Blanton trade in July of 2008...the Rockies are his third professional organization...led all Philadelphia Minor Leaguers with 151 strikeouts in 2007 and was second with a 2.99 ERA...led the Florida State League in ERA in 2007 (2.45)...was rated the sixth-best prospect in the Phillies' system by *Baseball America* following the 2006 season.

CAREER

- Career has held lefties to a .184 (37-for-201) average, while right-handers have batted .295 (159-for-539) against him...has held opposing hitters to a .233 batting average against (40-for-172) when facing them with a runner in scoring position.
- Has made 32 career Major League starts and 28 Major League relief appearances...owns a 4.60 ERA (164.1 ip, 84 er) as a starter and a 5.20 ERA (27.2 ip, 16 er) as a reliever...however, opponents batted just .222 (12-for-54) against him in his 20 relief appearances in 2012.
- Had two quality Major League stints with the A's in 2009 and 2011 sandwiched around a lost year in 2010 due to "Tommy John" surgery on his left elbow...went 4-1 with a 3.48 ERA (67.1 ip, 26 er) in 14 games/12 starts in 2009 and 3-5 with a 3.70 ERA (58.1 ip, 24 er) in 13 games/9 starts in 2011.
- Been a part of two trades, from Philadelphia to Oakland in 2008 for Joe Blanton and from Oakland to Colorado for Seth Smith in 2012.

2012

- In his first season with Colorado, the left-hander went 1-3 with a 8.19 ERA (40.2 ip, 37 er), 20 walks and 40 strikeouts in 27 appearances, seven starts, over two stints with the big league club.
- Outman began the season on the 15-day disabled list with a strained oblique he suffered during Spring Training...made six rehab appearances between Modesto, Tulsa and Colorado Springs, going 0-0 with a 1.29 ERA (7.0 ip, 1 er), two walks and seven strikeouts while holding opponents to a .217 (5-for-23) average.
- Was optioned to Tulsa 7/4 and went 2-5 with a 3.63 ERA (69.1 ip, 28 er), 30 walks and 71 strikeouts in 14 appearances, 11 starts, for the Drillers.
- Recalled for the remainder of the season on 9/10 and finished the season in the Rockies bullpen, going 1-0 with a 5.59 ERA (9.2 ip, 6 er), four walks and eight strikeouts with an opponent average of .222.
- On the season held lefties to a .197 (12-for-61) batting average...walked only four lefties while striking out 26.
- In his seven starts, he went 0-2 with a 8.89 ERA (26.1 ip, 26 er) compared to 1-1 with a 6.91 ERA (14.1 ip, 11 er) in 20 relief appearances.
- Was more effective at home (5.85 ERA in 20.0 innings) than on the road (10.45 ERA in 20.2 innings).
- Had 17 outings in which he tossed 1.0 inning or fewer...in those 17 games he allowed runs just five times and opponents hit just .189 (7-for-37) against him.

2011: Was 3-5 with a 3.70 ERA in 13 games, nine starts, over two stints with the A's after missing the entire 2010 season following 6/30/09 "Tommy John" surgery...went 3-3 with a 3.47 ERA and .253 opponents batting average in eight starts during his first stint from 5/23 to 7/2...then posted an 0-2 record with a 4.63 ERA and .360 opponents average in five

2012

HIGHS AND LOWS

CAREER

5, June 1 vs. LAD	Strikeouts	9, May 29, 2009 at TEX
8, June 23 at TEX	Hits	10, September 23, 2008 at TEX
5, 4x, last: June 28 vs. WAS	Runs	5, 6x, last: June 28, 2012 vs. WAS
5, 4x, last: June 28 vs. WAS	Earned Runs	5, 4x, last: June 28 vs. WAS
2, June 13 vs. OAK	Home Runs	2, 2x, last: June 13, 2012 vs. OAK
5, July 2 at STL	Walks	5, 3x, last: July 2, 2012 at STL
5.0, June 13 vs. OAK	Innings (Starter)	8.0, July 1, 2011 vs. KC
1.2, September 21 vs. ARI	Innings (Reliever)	8.0, July 1, 2011 vs. KC
6.0, May 19-June 1	Scoreless Inning Streak	11.0, June 8-21, 2011
None	Win Streak	4, May 13-June 8, 2009
3, May 12-June 19	Losing Streak	4, June 26-September 11, 2011

games, one start, during his second stay from 8/26 through the end of the season...was recalled from Triple-A Sacramento 5/23 and started that day vs. LAD...allowed just one run in 7.0 innings but received a no decision in the A's 4-1 loss...it was his first Major League appearance since 6/19/09 at SD...tossed 7.0 scoreless innings against the Royals as part of a career-high 11.0-inning scoreless streak from 6/8-21...optioned to Sacramento 7/3...recalled 8/26 but was used mostly in relief...on 8/27 at BOS tossed 4.0 scoreless innings, the most innings of relief for an Athletics reliever in 2011...struck out seven in that outing, which were the most strikeouts by an A's reliever since Erik Hiljus fanned eight in 5.0 innings 7/24/01 vs. MIN...allowed a .277 opponents batting average, which broke down to .217 (13-for-60) against left-handed hitters and .299 (49-for-164) against right-handers...was 2-1 with a 3.05 ERA in five games at home compared to 1-4 with a 4.06 ERA in eight games on the road...was 3-4 with a 3.86 ERA in his nine starting assignments, 0-1 with a 2.57 ERA in four relief appearances...tossed 6.0-plus innings in seven of his nine starts...allowed two runs or less four times...walked two or less five times...was 8-3 with a 3.91 ERA in 17 starts with the Triple-A Sacramento...struck out 72 in 78.1 innings but also issued 47 walks...Sacramento was 12-5 in his starts.

2010: Missed the entire season as he continued his rehab from "Tommy John" surgery on his left elbow...was one of three Oakland pitchers to miss the entire 2010 season due to "Tommy John" surgery (Joey Devine and John Meloan).

2009: Began the season as the A's fifth starter...the rookie left-hander solidified his spot in the rotation by May and was 4-1 with a 3.48 ERA in 14 games, 12 starts, before an elbow injury in mid-June led to season-ending "Tommy John" surgery 6/30...held the opposition to a .212 batting average, including .123 (7-for-57) against left-handed hitters and .238 (46-for-193) against right-handers...had a .180 on-base percentage and .193 slugging percentage against lefties, while allowing eight of his nine home runs and 21 of his 25 walks to righties...allowed a .188 average to batters leading off an inning and .211 with runners in scoring position...opponents hit .270 with seven home runs over his first 45 pitches in a game and .153 with two home runs after that...held the opponents three and four hitters to a .180 batting average...the A's were 8-4 (.667) in his starting assignments...tossed six or more innings in eight of his 12 starts, allowed two runs or fewer five times and walked two batters or fewer eight times...began the season in the A's starting rotation and had no decisions and a 6.48 ERA in two starts...made relief appearances on consecutive days 4/21-22 at NYY (2.0 ip, 1 h, 3 so)...returned to the rotation 5/3 and went 4-1 with a 3.16 ERA and .198 opponents average over his final 10 starts...had a career best four-game win-streak over six starts from 5/13-6/8 (2.31 ERA)...tossed 6.0 shutout innings 5/19 at TB to extend his scoreless streak to a career-high 10.0 innings, but ended up with a no decision in the A's 4-1, 11-inning win...tossed a career-high 7.2 innings and also issued a career-high five walks without striking out a batter in a 6-2 win 5/24 vs. ARI...finished May 2-0 with a 2.45 ERA in six starts and had the ninth lowest May ERA in the AL...was charged with his only loss of the season 6/13 at SF...was placed on the 15-day disabled list 6/24 retroactive to 6/20 and had ligament replacement surgery on his left elbow 6/30...also had a bone spur removed from the elbow.

2008: Began the season with Double-A Reading in the Philadelphia organization but finished it in the starting rotation for Oakland...was selected by the A's following the conclusion of Triple-A Sacramento's regular season 9/2 and went 1-2 with a 4.56 ERA in six games, four starts...his first two appearances with the A's came in relief (6.23 ERA) but his final four outings were starts and he was 1-2 with a 4.22 ERA...did not allow a home run in 21.1 innings as a starter...made his Major League debut in relief 9/2 at KC and pitched 2.0 scoreless innings (2 h, 2 so)...struck out the first batter he faced, Mark Teahen...picked up his first ML win in his first start 9/13 vs. TEX...allowed just one run on four hits and two walks in 5.0 innings...combined for a 7-4 record, one save and a 3.11 ERA in 42 games, 11 starts, with Reading, Double-A Midland and Sacramento...yielded just five home runs in 98.1 innings, or one per 0.46 per 9.0 innings...was credited with his first professional save 7/3 against New Britain when he tossed the final 2.1 innings (2 h, 1 bb, 2 so)...was traded to Oakland along with Adrian Cardenas and Matt Spencer 7/17 and was assigned to Double-A Midland...was promoted to Sacramento 8/12 and went 1-0 with a 1.76 ERA in five games, two starts, with the River Cats.

2007: Went a combined 12-7 with a 2.99 ERA in 27 games, 25 starts, for Single-A Clearwater and Double-A Reading...led all Phillies Minor Leaguers in strikeouts (151) and finished second in ERA...named to the FSL Postseason All-Star Team...allowed one or zero earned runs in 11 of his 18 starts with Clearwater...pitched 6.0 no-hit innings 7/7 against Ft. Myers and had a season-high 12 strikeouts 7/18 vs. St. Lucie...pitched for Peoria in AFL following the season and was 0-1 with a 5.87 ERA in three starts...also pitched for the World Cup-winning Team USA, going 1-0, 1.50 ERA in two starts.

2006: Spent the season with Single-A Lakewood and ranked second in the South Atlantic League in strikeouts (161), third in wins (14) and fourth in ERA (2.95)...was named Phillies Minor League Pitcher of the Week three times...won Phillies Minor League Pitcher of the Month honors for August when he went 5-0 with a 0.28 ERA...tossed his first career shutout, a one-hitter, 8/5 at Kannapolis (7.0 ip, 3 bb, 9 so)...won six straight decisions from 7/31 to 8/27 (0.23 ERA)...struck out 10 or more batters three times...rated the sixth-best prospect in the Phillies system by *Baseball America* following the season.

2005: Made his professional debut at Batavia and was 2-1 with a 2.76 ERA in 11 games, four starts.

PERSONAL: Joshua S. Outman...he and his wife Ashley have a daughter, Sawyer Kathleen (12/22/10)...is a 2002 graduate of Lindbergh High School where he played baseball and ran cross country...attended Central Missouri State...was 10-2 as a junior and led the Mules to the NCAA Division II World Series...was originally selected in the 10th round of the 2005 Draft by Philadelphia...traded to Oakland with Adrian Cardenas and Matt Spencer for Joe Blanton, 7/17/08.

CAREER TRANSACTIONS

- 2008: Contract selected from Triple-A Sacramento, 9/2.
- 2009: Placed on 15-day disabled list with left elbow surgery, 6/24...transferred to 60-day DL, 6/28.
- 2010: Spent entire season on the disabled list recovering from surgery.
- 2011: Optioned to Triple-A, 3/20...recalled, 5/23...optioned, 7/2...recalled for remainder of the season 8/26.
- 2012: Traded to Colorado along with RHP Guillermo Moscoso, 1/16...on disabled list with strained oblique, 4/4-5/11...optioned to Double-A Tulsa, 7/4...recalled from Double-A 9/10

OUTMAN'S CAREER RECORD

Year	Team	W	L	ERA	G	GS	CG	SHO	GF	SV	IP	H	R	ER	HR	HB	BB	IBB	SO	WP	BK
2005	Batavia	2	1	2.76	11	4	0	0	0	0	29.1	23	14	9	1	2	14	0	31	3	0
2006	Lakewood	14	6	2.95	27	27	1	1	0	0	155.1	119	61	51	5	8	75	0	161	12	1
2007	Clearwater	10	4	2.45	20	18	0	0	0	0	117.1	104	35	32	7	5	54	0	117	4	0
	Reading	2	3	4.50	7	7	1	1	0	0	42.0	38	25	21	5	1	23	1	34	2	0
2008	Reading	5	4	3.20	33	5	0	0	7	1	70.1	68	27	25	3	2	37	0	66	3	0
	Midland	1	0	4.26	4	4	0	0	0	0	12.2	13	7	6	1	0	3	0	5	1	0
	Sacramento	1	0	1.76	5	2	0	0	1	0	15.1	9	3	3	1	0	5	1	15	2	0
	OAKLAND	1	2	4.56	6	4	0	0	0	0	25.2	34	14	13	1	2	8	1	19	1	0
2009	OAKLAND	4	1	3.48	14	12	0	0	1	0	67.1	53	30	26	9	0	25	0	53	1	0
2010		- DID NOT PLAY - INJURED																			
2011	Sacramento	8	3	3.91	17	17	0	0	0	0	78.1	77	47	34	7	2	47	0	72	7	0
	OAKLAND	3	5	3.70	13	9	0	0	2	0	58.1	62	27	24	4	0	23	0	35	3	0
2012	Modesto	0	0	0.00	1	1	0	0	0	0	1.0	0	0	0	0	0	0	0	1	0	0
	Colo. Springs	0	0	0.00	2	0	0	0	0	0	2.0	1	1	0	0	0	0	0	1	1	0
	Tulsa	2	5	3.63	14	11	0	0	0	0	69.1	64	32	28	4	3	30	0	71	9	0
	COLORADO	1	3	8.19	27	7	0	0	3	0	40.2	47	37	37	7	0	20	0	40	5	0
Major League Totals		9	11	4.69	60	32	0	0	6	0	192.0	196	108	100	21	2	76	1	147	10	0
Minor League Totals		45	26	3.17	141	96	2	2	8	1	593.0	516	252	209	34	23	288	2	574	44	1

CAREER BATTING

Year	Team	AVG	G	AB	R	H	2B	3B	HR	RBI	SAC	SF	HBP	BB	IBB	SO	SB	CS	GIDP	OBP	SLG
2009	OAKLAND	.000	14	2	0	0	0	0	0	0	0	0	0	0	0	1	0	0	0	.000	.000
2011	OAKLAND	.000	13	5	0	0	0	0	0	0	0	0	0	0	0	1	0	0	0	.000	.000
2012	COLORADO	.083	27	12	0	1	0	0	0	1	0	0	0	1	0	8	0	0	0	.154	.237
Major League Totals		.053	31	19	0	1	0	0	0	1	0	0	0	1	0	10	0	0	0	.100	.053

CAREER FIELDING

PITCHER	PCT	G-GS	PO	A	E	TC	DP
Career Totals	.900	60-32	6	21	3	30	1



15 JORDAN PACHECO INF/C

Ht: 6-1 Wt: 200 B/T: R/R Age: 27
 Born: Jan. 30, 1986 in Albuquerque, NM Residence: Albuquerque, NM
 Major League Service: 1.015 Contract: Through 2013
 Obtained: Selected in the 9th round of 2007 Draft out of New Mexico

COLORADO

PACHECO

HIGHLIGHTS

Finished 5th in the National League and led all NL rookies with his .309 batting average...his 5th-place finish in the batting race is the highest all-time for a Rockies rookie...was a member of the Opening Day roster for the first time in 2012...Made his Major League debut in 2011 and notched his first Major League hit in his first MLB at-bat...the versatile player has seen playing time at catcher, first base, second base and third base during his Major League career...became second player in Rockies history (Juan Pierre in 2001) to have a seven-game hitting streak within the first 10 games of his MLB career...was named the Most Valuable Player of the South Atlantic League in 2009, the second straight season a Rockies farmhand has won the award (Darin Holcomb in 2008)...originally drafted as an infielder in 2007 out of the University of New Mexico, where he was the Mountain West Conference Player of the Year in 2007...was converted to a catcher for the 2008 season, and spent that season with the Tri-City Dust Devils as the club's regular backstop...named the Rockies 16th-best prospect in the organization by *Baseball America* following the 2011 season.

CAREER

- Made his Major League debut in September, 2011 and has spent all but 20 days on the Rockies active roster since...originally drafted by Colorado in the 9th round of the 2007 First-Year Player Draft out of the University of New Mexico as an infielder...was converted to a catcher in 2008, a position he played for the remainder of his time in the Minors from 2008-11.
- Has played multiple games at catcher (7 games), first base (56), second base (2) and third base (89) during his short Major League career...his 80 starts at third base in 2012 were the most on the Rockies (Nelson - 68 starts).
- Led the Rockies and finished 5th in the NL in batting in 2012 with a .309 mark (147-for-475)...his .309 mark in 2012 also led all rookies...finished tied for 6th in the NL Rookie of the Year race, as he received one third place vote...according to STATS, he was the first NL rookie to rank in the top-5 of the league's batting race since Houston's Greg Gross finished 3rd and Chicago's Bill Madlock finished 5th both in 1974.
- Is a career .308 (550-for-1786) hitter in the Minors...when adding in his .306 (171-for-559) average in his Major League career, Pacheco has hit .307 (721-for-2345) in his professional career.

2012:

- Was one of the most productive rookies in the National League and finished the season as the NL's 5th leading hitter with a .309 mark...his 5th place ranking in the NL batting race is the highest for a Rockies rookie in franchise history...according to STATS, he was the first NL rookie to rank in the top-5 of the league's batting race since Houston's Greg Gross finished 3rd and Chicago's Bill Madlock finished 5th both in 1974.
- Ranked in the top-10 of NL rookies in average (1st), hits (147, 3rd), runs (51, 6th), doubles (32, 4th), RBI (54, 5th) and extra-base hits (40, 7th).
- His .309 average led all Rockies players, the first time a rookie has led the club in batting...only Todd Helton's .315 average in his rookie season in 1998 is a higher mark in club history.
- Had three 10-plus game hit-streaks, the first Rox rookie in club history with three hit-streaks of at least 10 games...his 14-game hit-streak from 8/22-9/5 was tied for the longest by a NL rookie in 2012 and the longest by a Rockie in 2012.
- Hit .325 (41-for-126) with 46 RBI with runners in scoring position...batted .351 (46-for-131) vs. left-handers, which ranked 8th in the NL and led all Senior Circuit rookies.
- Pacheco spent the majority of his defensive time at third base (82 games, 80 starts) and first base (43 games, 35 starts), though he also caught five games.
- Spent all but 20 days on the Rockies active roster in 2012 and was a member of the Rockies Opening Day roster for the first time...was optioned to Triple-A on 4/15, where he would stay until 5/4...hit .433 (29-for-67) with 3 doubles, 3 home

2012

HIGHS AND LOWS

CAREER

3, 10x, last: October 3 at ARI	Hits	4, September 25, 2011 at HOU
1, 5x, last: September 27 vs. CHC	Home Runs	1, 7x, last: September 27, 2012 vs. CHC
4, July 21 at SD	RBI	4, July 21, 2012 at SD
14, August 22-September 5	Hit Streak	7, August 22-September 5, 2012
2, 7x, last: September 27 vs. CHC	Runs	3, September 25, 2011 at HOU
2, 2x, last: August 2 vs. STL	Doubles	2, 2x, last: August 2, 2012 vs. STL
1, 3x, last: June 8 vs. LAA	Triples	1, 3x, last: June 8 vs. LAA
6, August 19 vs. MIA	Total Bases	6, 2x, last: August 19, 2012 vs. MIA
2, 3x, last: September 6 at ATL	Walks	2, 3x, last: September 6, 2012 at ATL
3, August 21 at NYM	Strikeouts	3, August 21, 2012 at NYM
1, 7x, last: September 14 at SD	Stolen Bases	1, 7x, last: September 14, 2012 at SD

runs, 10 RBI in 17 games for the Sky Sox.

2011: Made his Major League debut with the Rockies on 9/6 vs. ARI in what was his fifth professional season in 2011...Pacheco spent the first five months of 2011 as one of Triple-A Colorado Springs regular catchers...appeared in 21 games for the Rockies following his recall on 9/6, splitting time between catcher (2 games), first base (13 games), second base (2 games) and third base (7 games)...hit .286 (24-for-84) with a double, 2 home runs, 14 RBI and 5 runs scored in his first taste of the big leagues with the Rockies...made his Major League debut on 9/6 as the Rockies starting third baseman...notched a single in his first MLB at-bat went 2-for-4 with 2 RBI in his first MLB contest...in 97 games at Triple-A Colorado Springs Pacheco hit .278 (101-for-363) with 21 doubles, 3 triples, 3 home runs and 50 RBI...played almost strictly at catcher for the Sky Sox...connected on his first MLB home run, and had 3 hits and 3 RBI in Rockies 12-7 victory on 9/10 vs. CIN...had 6 RBI in first 5 MLB starts...owned a seven-game hitting streak 9/10-17, which were his fourth thru 10th career MLB games...hit .367 (11-for-30) with 2 HR, 6 RBI during streak...Pacheco became the sixth player in Rockies history to have at least a six-game hit-streak in first nine career games...second player with a seven-game streak in first 10 MLB games with the Rockies (Pierre - 8 game streak, 2001)...batted .385 (10-for-26) with 12 RBI with runners in scoring position for Colorado...his 14 RBI and 24 hits were the most on the club from the point he made his MLB debut through the end of the season.

2010: Began the season at High-A Modesto before being transferred to Double-A Tulsa in early August where he would experience Double-A for the first time in his career...batted .321 (145-for-451) with 27 doubles, 3 triples, 5 home runs and 70 RBI in 104 games for Modesto and was named to both the Mid-Season and Postseason All-Star teams in the California League...had far more walks (54) than strikeouts (36) for the Nuts...his .321 average led the club, while his 70 RBI were the 4th-most despite missing nearly the entire month of August following his promotion...following his promotion, Pacheco batted .333 (26-for-78) with 5 doubles, 1 home run and 19 RBI in 21 games for the Drillers...his 19 RBI were the most on the club after his arrival...his 89 RBI between the two stops led all Rockies Minor League players, while his 151 hits were the third-most among Rockies farmhands...finished his 2010 season by playing in the Arizona Fall League for Scottsdale...batted .317 (20-for-63) with 5 doubles, 2 triples and 11 RBI in 18 games for the Scorpions.

2009: In his third professional season, and just his second overall as a catcher, Pacheco earned the South Atlantic League Most Valuable Player Award for his full season with the Asheville Tourists...hit .322 (145-for-451) with 30 doubles, 4 triples, 13 home runs and 79 RBI in 117 games for the Tourists, leading the club to a postseason birth...owned an .871 OPS, (.379 on-base, .492 slugging)...his .322 average was the second-best mark in the SAL, trailing only fellow Tourist Kiel Roling...his .492 slugging percentage was the sixth-best mark in the circuit, while his .397 on-base percentage was the seventh-best in the league...received 181 at-bats as the club's designated hitter, though he hit better as the club's catcher (.333, 90-for-270) than as the DH (.304, 55-for-181)...following the season, was named the 22nd-best prospect in the Rockies organization by *Baseball America*.

2008: Spent the entire season with Tri-City as a catcher after playing strictly as an infielder last season...led the club with his 35 RBI and finished 2nd with his .280 (60-for-214) batting average...hit .269 (14-for-52) off lefties and .284 (46-for-162) off righties...hit .301 (53-for-176) while in the lineup as the club's catcher and .184 (7-for-38) as the club's designated hitter.

2007: Split his first professional season between Rookie Level Casper and Short Season Tri-City...combined to hit .286 (64-for-224) in 63 games.

PERSONAL: Signed by Rockies scout Mike Ericson...Mountain West Conference Player of the Year at the University of New Mexico in 2007.

PACHECO'S CAREER RECORD


Year	Team	AVG	G	AB	R	H	2B	3B	HR	RBI	SAC	SF	HBP	BB	IBB	SO	SB	CS	GIDP	OBP	SLG
2007	Casper	.292	55	192	27	56	10	2	3	29	3	1	7	21	0	36	3	1	5	.380	.411
	Tri-City	.258	8	31	5	8	2	0	0	3	0	0	2	1	0	6	0	0	0	.324	.323
2008	Tri-City	.280	54	214	25	60	8	3	1	35	1	4	6	26	1	20	3	3	8	.368	.360
2009	Asheville	.322	117	451	67	145	30	4	13	79	3	7	8	38	2	44	12	2	7	.379	.492
2010	Modesto	.321	104	390	59	125	27	3	5	70	1	7	8	54	2	36	5	6	10	.407	.444
	Tulsa	.333	21	78	11	26	5	0	1	19	0	3	4	6	0	6	1	1	3	.396	.436
2011	Colo. Springs	.278	97	363	57	101	21	3	3	50	3	6	9	30	0	48	2	2	15	.343	.377
	COLORADO	.286	21	84	5	24	1	0	2	14	0	0	1	3	0	9	0	0	2	.318	.369
2012	COLORADO	.309	132	475	51	147	32	3	5	54	1	4	3	22	2	61	7	2	13	.341	.421
	Colo. Springs	.433	17	67	10	29	4	0	3	10	1	0	3	3	0	5	1	0	1	.479	.627
Major League Totals		.306	153	559	56	171	33	3	7	68	1	4	4	25	2	70	7	2	15	.338	.413
Minor League Totals		.308	473	1786	261	550	107	15	29	295	12	28	47	179	5	201	27	15	49	.380	.433

CAREER TRANSACTIONS

- 2007: Selected by Colorado in the ninth round of the First-Year Player Draft.
- 2010: Contract selected from Double-A Tulsa, 11/19.
- 2011: Optioned to Triple-A, 3/26...recalled, 9/6 for the remainder of the season.
- 2012: Optioned to Triple-A, 4/15...recalled, 5/5 for the remainder of the season.

CAREER FIELDING

C	PCT	G-GS	PO	A	E	TC	DP
Career Totals	.975	7-6	37	2	1	40	0
1B CLUB	PCT	G-GS	PO	A	E	TC	DP
2011 COLORADO	.991	13-10	106	2	1	109	8
2012 COLORADO	.988	43-35	324	10	4	338	26
Career Totals	.989	56-45	430	12	5	447	34
2B	PCT	G-GS	PO	A	E	TC	DP
Career Totals	1.000	2-2	2	2	0	4	1
3B CLUB	PCT	G-GS	PO	A	E	TC	DP
2011 COLORADO	.905	7-7	6	13	2	21	0
2012 COLORADO	.948	82-80	21	142	9	172	15
Career Totals	.943	89-87	27	155	11	193	15



71 KYLE PARKER

OF

Ht: 5

Wt: 200

B/T: R/R

Age:

Born: Sept. 30, 1989 in Evans, GA

Residence: St. Johns, FL

Major League Service: 0.000

Contract: Through 2013

Obtained: Selected in the 1st round (26th overall) of the 2010 Draft from Clemson



PARKER

HIGHLIGHTS

Was the Rockies first round selection (26th overall) in the 2010 First-Year Player Draft out of Clemson University...was the first player in NCAA history to throw 20 touchdown passes and hit 20 homers in the same year...was rated as the Rockies sixth-best prospect by *Baseball America* entering the 2011 season...his 86 runs scored in 2012 were the third-most in the Rockies system...was ranked the Rockies fourth-best prospect by *Baseball America* following the season, also the Best Power Hitter and Best Strike-Zone Discipline.

2012:

- Played in 102 games for High-A Modesto and led the California League with a .415 on-base percentage and ranked fourth in slugging (.562) while clubbing 23 homers, driving in 73 runs and scoring 86 times (third-most in the Rockies system).
- Named a CAL Post-Season All-Star and MiLB.com Organization All-Star.
- Has slugged 44 home runs in his first two professional seasons, the first two seasons of his life focusing strictly on baseball.
- *Baseball America* ranked him as the Rockies 4th-best prospect following the season, also the Best Power Hitter and Best Strike-Zone Discipline.

2011: Spent the entire season at Low-A Asheville in his first season of professional ball...finished first among Tourists and second in the South Atlantic League in RBI...also led Asheville in games played and was second in home runs...was named a Mid- and Postseason SAL All-Star...ranked the 12th-best prospect in the SAL and ninth-best prospect in the Rockies organization by *Baseball America* following the season.

2010: Signed for next year...returned to Clemson University to play football in his sophomore year...was rated as the Rockies sixth-best prospect by *Baseball America*.

PERSONAL: Signed on August 16, 2010 by Rockies scout Jay Matthews...started all 14 of the Tigers games at quarterback in 2009...finished the season completing 205 of 369 passes for 2,526 yards with 20 touchdowns and 12 interceptions...the pass completions, passing yards and touchdowns were all Clemson freshman records...was named a second-team freshman All-American by College Football News and a first-team freshman All-ACC by Sporting News.

PARKER'S CAREER RECORD

Year	Team	AVG	G	AB	R	H	2B	3B	HR	RBI	SAC	SF	HBP	BB	IBB	SO	SB	CS	GIDP	OBP	SLG
2011	Asheville	.285	117	445	75	127	23	1	21	95	1	8	14	48	0	133	2	0	20	.367	.483
2012	Modesto	.308	102	390	86	120	18	6	23	73	1	0	6	66	1	88	1	2	14	.415	.562
Minor League Totals		.296	219	835	161	247	41	7	44	168	9	1	20	114	1	221	3	2	34	.390	.520



66 BEN PAULSEN

INF

Ht: 6-4 Wt: 205 B/T: L/R Age: 25/26
 Born: Oct. 27, 1987 in Plymouth, WI Residence: Holiday, FL
 Major League Service: 0.000 Contract: Through 2013
 Obtained: Selected in the 3rd round of the 2009 Draft out of Clemson

COLORADO

HIGHLIGHTS

Spent 2012 at Double-A Tulsa for the second-straight season, where he was a Mid-Season Texas League All-Star...named a co-winner (with Rex Brothers) of the Rockies annual Spring Training award for outstanding play, the Abby Greer Award, in his first Major League Spring Training in 2011...over his first three full professional seasons (2010-12), Paulsen has combined to hit .269 (398-for-1481) with 76 doubles, 15 triples, 44 home runs and 214 RBI...spent all of 2011 as Double-A Tulsa's first baseman and notched a career-high 19 home runs...went to High-A Modesto for his first full professional season in 2010 and led the club with 155 hits and 83 RBI...named the Rockies 23rd-best prospect by *Baseball America* following the 2011 season.

2012:

- Spent second-straight season at Double-A Tulsa as the club's regular first baseman...played in 120 games for the Drillers...has now played in at least 120 games in each of his first three full professional seasons.
- Was a Mid-Season Texas League All-Star...had nearly identical numbers prior to the All-Star break (.256 average, 10 doubles, 7 home runs, 27 RBI) as he had after the break (.254 average, 8 doubles, 6 home runs, 26 RBI).
- Hit .214 (18-for-83) vs. left-handed pitchers and .264 (93-for-352) vs. right-handers.
- All but 21 of the games he has played in his professional career, including 99 games in 2012, have come at first base.

2011: After appearing in his first Major League Spring Training in 2011, spent the entire season at Double-A Tulsa as the club's regular first baseman...hit .241 (132-for-547) with 29 doubles, 4 triples, 19 home runs and 78 RBI in 136 games...Paulsen led the Drillers in doubles, was second on the club in RBI and third in home runs...was more productive against right-handed pitchers (.267 average, 17 home runs, 61 RBI) than left-handed pitchers (.188 average, 2 home runs, 17 RBI)...named a Texas League Mid-Season All-Star with the Drillers...hit .253 (75-for-296) with 16 doubles, 9 home runs and 37 RBI prior to All-Star break...batted .227 (57-for-251) with 13 doubles, 10 home runs and 41 RBI after the break...finished the 2011 season playing in the Arizona Fall League for the champion Salt River Rafters...hit .267 (24-for-90) with 8 doubles, 1 triple, 13 RBI and 12 runs in 22 games for the Rafters.

2010: In what was his first full professional season, Paulsen jumped straight to High-A Modesto, where he would go on to lead the Nuts in hits (155) and RBI...his .311 (155-for-498) was the third-highest average on the club, trailing only Jordan Pacheco (.321) and James Cesario (.316)...played first base in 124 of his 130 games and finished the year with a .990 fielding percentage...his 29 doubles were the second-most on the club, while his 12 home runs were tied with Tim Wheeler for the second-most among Nuts players...led the club with 130 games played...batted .278 (42-for-151) with 5 home runs vs. lefties, compared to .326 (113-for-347) with 7 home runs vs. right-handers...hit .271 (45-for-166) with runners in scoring position and .326 (77-for-236) with the bases empty.


2009: Played his first professional season with Tri-City as the club's regular first baseman...hit .280 (49-for-175) in 44 games...hit .298 (14-for-47) with runners in scoring position on the season.

COLLEGE: Hit .367 with 95 hits, 18 doubles, 4 triples, 13 home runs and 61 RBI for the Clemson Tigers in 2009...he led the Tigers in batting average, hits, doubles, home runs, RBI, slugging percentage (.618), on-base percentage (.435) and total bases (160)...also led the Tigers in runs, hits, doubles and total bases as a sophomore in 2008...Paulsen was rated as the fifth-best prospect in the state of South Carolina, and 110th-best prospect overall among players available for the draft by *Baseball America*...he was also rated as the fifth-best first base prospect available for the draft by *Baseball America*...a 3-year starter at Clemson, Paulsen has hit 31 home runs in his three seasons as a Tiger.

PERSONAL: Signed by Rockies scout Jay Matthews...was an all-state selection in the state of Georgia as a senior at Kell High School in 2006.

PAULSEN'S CAREER RECORD

Year	Team	AVG	G	AB	R	H	2B	3B	HR	RBI	SAC	SF	HBP	BB	IBB	SO	SB	CS	GIDP	OBP	SLG
2009	Tri-City	.280	44	175	28	49	10	2	1	25	0	3	1	12	0	32	2	1	5	.325	.377
2010	Modesto	.311	130	498	65	155	29	8	12	83	0	7	3	33	3	113	5	4	10	.353	.474
2011	Tulsa	.241	136	547	69	132	29	4	19	78	2	4	4	40	6	132	2	3	8	.296	.413
2012	Tulsa	.255	120	436	58	111	18	3	13	53	0	3	2	37	3	113	1	4	9	.314	.399
Minor League Totals		.270	430	1656	220	447	86	17	45	239	2	17	10	122	12	390	10	12	32	.321	.424



13 DREW POMERANZ LHP

Ht: 6-5 Wt: 240 B/T: R/L Age: 24
Born: Nov. 22, 1988 in Collierville, TN Residence: Collierville, TN
Major League Service: 0.140 Contract: Through 2013
Obtained: Trade from Cleveland for RHP Ubaldo Jimenez on July 31, 2011

COLORADO

POMERANZ

HIGHLIGHTS

Went 1-1 with a 4.30 ERA (23.0 ip, 11 er) in his final six starts of 2012...allowed just one hit and 2 walks with 6 strikeouts in earning a win over Stephen Strasburg on 7/6/12 at WAS...made his Major League debut 9/11/11 vs. CIN, tossing 5.0 shutout innings to earn his first MLB win...became the seventh starter in Rockies history to win his MLB debut and the third to do so without allowing a run...attended Ole Miss where he went 9-2, 2.24 (100.2 ip, 25 er) in his junior year in 2010, leading him to being named the SEC Pitcher of the Year...his 139 Ks as a junior at Ole Miss were third-most in D-I baseball...was selected by the Indians in the first round, fifth overall, in the 2010 Draft...originally selected by Texas in 12th round of the 2007 Draft but attended Mississippi instead...named the Rockies No. 1 prospect by *Baseball America* prior to the 2012 season.

2012

- Pomeranz made 22 starts for the Rockies in what was his official rookie season in the Majors...over the last two seasons, Pomeranz has started 26 games in the Majors, all before his 24th birthday.
- In 22 starts for the Rockies, Pomeranz finished with a 2-9 record and a 4.93 ERA (96.2 ip, 53) while walking 46 and striking out 83...was optioned to Triple-A on 5/11 after making five starts for the Rockies...went 4-4 with a 2.51 ERA (46.2 ip, 13 er), 20 walks and 46 strikeouts in nine starts after being optioned...following his return to the Majors, Drew went 2-7 with a 5.01 ERA (73.2 ip, 41 er) in 17 starts.
- Pomeranz made 11 starts at Coors Field in 2012, going 1-5 with a 4.91 ERA (51.1 ip, 28 er), 28 walks, 40 strikeouts and an opponents' average of .265 (53-for-200)...only 18 of his 53 hits allowed went for extra bases...Pomeranz had a 3.16 run support average in those 11 starts...Pomeranz earned his first career win at Coors Field on 9/26 vs. CHC after tossing 5.0 shutout innings.
- Pomeranz made 11 road starts in 2012 on the road, going 1-4 with a 4.96 ERA (45.1 ip, 25 er)...in his last four road starts he allowed seven runs over 15.0 ip...Pomeranz allowed three-runs-or-less in eight of his 11 road starts...in the other three he allowed 15 runs in 10.0 innings (7/20 at SD, 8/11 at SF and 9/15 at SD).
- In four starts from 5/2-7/6 Pomeranz went 1-2 with a 1.64 ERA (22.0 ip, 4 er), 12 walks and 14 strikeouts...he was given just seven runs of support in the four starts (2.86 RSA) while the Rockies went 2-2 in those four games (2 road games, 2 home games).
- Pomeranz's last game in the stretch was perhaps the best start of his Major League career on 7/6 at WAS...in that game he allowed just one hit and 2 walks while striking out 6 in 6.1 innings to defeat Nationals' starter Stephen Strasburg.
- One game prior to that on 7/1 vs. SD he took a hard luck loss by allowing just 2 hits and one run in 6.0 innings.
- Pomeranz was optioned 3/30 during Spring Training and made his first start of the season with Double-A Tulsa on 4/10/12...in that start, the left-hander went 4.0 innings allowing no runs on four hits and one walk while striking out four...since being traded to the Rockies in 2011, Drew has three minor league starts with Tulsa, going 1-0 with a 0.00 ERA (14.0 ip), six hits, one walk and 11 strikeouts.
- He tossed at least 5.0 innings in nine of his 22 starts in 2012...in those nine starts he went 2-3 with a 2.74 ERA (49.1 ip, 15 er), 21 walks, 39 strikeouts and a .172 opponents average.

2011: Made his Major League debut with the Rockies, not even one month after being traded from Cleveland to the Rockies in the Ubaldo Jimenez deal...made two starts in the Minor Leagues with Double-A Tulsa before getting his Major League call up on 9/11...began his first season in professional baseball as a member of the Cleveland Indians...his first stop this season he made 15 starts for High-A Kinston...following that stop, he made three starts for Double-A Akron prior to being traded...became the fifth Rockie to make his Major League debut in 2011, joining Bruce Billings, Rex Brothers, Alan Johnson and Juan Nicasio, when he started 9/11 vs. CIN, tossing 5.0 shutout innings in his first Major League win...Pomeranz is the seventh starting pitcher in franchise history to win his Major League debut (including Juan Nicasio

2012

HIGHS AND LOWS

CAREER

7, 2x, last: October 1 at LAD	Strikeouts	7, 2x, last: October 1, 2012 at LAD
9, 2x, last: July 20 at SD	Hits	9, 2x, last: July 20, 2012 at SD
7, July 20 at SD	Runs	7, July 20, 2012 at SD
7, July 20 at SD	Earned Runs	7, July 20, 2012 at SD
2, 3x, last: October 1 at ARI	Home Runs	2, 3x, last: October 1, 2012 at ARI
5, September 21 vs. ARI	Walks	5, September 21, 2012 vs. ARI
6.2, May 2 vs. LAD	Innings (Starter)	6.2, May 2 vs. LAD
9.1, July 1-6	Scoreless Inning Streak	9.1, July 1-6, 2012
No Consecutive Wins	Win Streak	No Consecutive Wins
6, July 15-September 15	Losing Streak	6, July 15-September 15, 2012

earlier in 2011) and he's the third Colorado pitcher to do so without allowing a run...Mark Brownson (July 21, 1998 at Houston) and Jason Jennings (Aug. 23, 2001 at New York) tossed shutouts in their big league debuts...made two starts with Double-A Tulsa after officially being acquired by the Rockies from the Indians on 8/17...in those two starts Pomeranz went 1-0 with a 0.00 ERA (10.0 ip, 0 er) with 7 strikeouts, no walks and holding opponents to a .063 batting average (2-for-32)...was named the Carolina League Pitcher of the Week (4/18/11), a Carolina League Mid-Season All-Star and was also named a Futures Game Selection...in the three stops in the Minors, had a season record of 4-3 with a 1.78 ERA (101.0 ip, 20 er) with 119 strikeouts and just 38 walks while holding opponents to a .189 (68-for-359) average against...MLB.com named Pomeranz the No. 24 overall prospect, and top Rockies pitching prospect heading into 2012.

2010: Did not pitch competitively in 2010 after being selected by the Indians in the first round (5th overall) in the First-Year Player Draft...Pomeranz did play in the Fall Instructional League in Goodyear, AZ.

COLLEGE: During his junior season in 2010 he went 9-2 with a 2.24 ERA (100.2 ip, 25 er) with 49 walks and 139 strikeouts in 16 starts while limiting opposing batters to a .195 average against...his 139 strikeouts were third-most of any NCAA Division I pitcher (second-most in single-season in Ole Miss history) as he averaged 12.43 batters per 9.0 innings pitched...in his junior season at Ole Miss he was named the Southeastern Conference (SEC) Pitcher of the Year, First-Team SEC, First-Team All-South Region (ABCA), a Dick Howser Trophy Finalist, All-America honors from the National Collegiate Baseball Writers Association and Collegiate Baseball Newspaper and was a Finalist for the USA Baseball Golden Spikes Award...went 8-4 with a team-low 3.40 ERA among starters as a sophomore in 2009 and was named Second-Team All-SEC...posted double-digit strikeouts in seven of his final eight regular season starts his sophomore season...as a freshman was named a Freshman All-American and All-SEC Freshman after making 17 appearances/11 starts.

PERSONAL: Thomas Andrew Pomeranz...drafted by Cleveland in the first round, fifth overall, in the 2011 First-Year Player Draft...first drafted by the Texas Rangers in the 12th round of the 2007 MLB Draft but decided to attend the University of Mississippi...older brother, Stuart, was drafted in the second round of the 2003 Draft by the St. Louis Cardinals out of high school and pitches in the minor leagues...father, Mike, lettered four years at Ole Miss and was selected in the 13th round of the 1988 Draft by Minnesota...uncle, Pat, also lettered four years at Ole Miss and was selected in the 18th round of the 1983 Draft by the Chicago White Sox...signed by Indians scout Chuck Bartlett, who played with Drew's father at Ole Miss...in four seasons at Collierville High School posted a record of 20-6 with 11 saves, a 2.21 ERA and 312 strikeouts to 91 walks in 181.0 innings pitched.

POMERANZ'S CAREER RECORD

Year	Team	W	L	ERA	G	GS	CG	SHO	GF	SV	IP	H	R	ER	HR	HB	BB	IBB	SO	WP	BK
2011	Kinston	3	2	1.87	15	15	0	0	0	0	77.0	56	22	16	2	1	32	0	95	6	0
	Akron	0	1	2.57	3	3	0	0	0	0	14.0	10	4	4	1	0	6	0	17	0	0
	Tulsa	1	0	0.00	2	2	0	0	0	0	10.0	2	0	0	0	0	0	0	7	0	0
	COLORADO	2	1	5.40	4	4	0	0	0	0	18.1	19	11	11	0	1	5	0	13	1	0
2012	Tulsa	0	0	0.00	1	1	0	0	0	0	4.0	4	0	0	0	1	1	0	4	1	0
	Colo. Springs	4	4	2.51	9	9	0	0	0	0	46.2	52	23	13	2	0	20	0	46	0	0
	COLORADO	2	9	4.93	22	22	0	0	0	0	96.2	97	57	53	14	4	46	2	83	8	1
Minor League Totals		8	7	1.96	30	30	0	0	0	0	151.2	124	49	33	5	2	59	0	169	7	0
Major League Totals		4	10	5.01	26	26	0	0	0	0	115.0	116	68	64	14	5	51	2	96	9	1

CAREER TRANSACTIONS

- 2011: Acquired by Colorado from Cleveland as player to be named in Ubaldo Jimenez trade, 8/16...contract purchased from Minors, 9/11.
- 2012: Optioned to Double-A Tulsa, 3/30...recalled from Double-A, 4/15...optioned to Triple-A Colorado Springs, 5/11...recalled from Triple-A, 7/1.

CAREER BATTING

Year	Team	AVG	G	AB	R	H	2B	3B	HR	RBI	SAC	SF	HBP	BB	IBB	SO	SB	CS	GIDP	OBP	SLG
2011	COLORADO	.200	4	5	0	1	0	0	0	0	2	0	0	0	0	3	0	0	0	.200	.200
2012	COLORADO	.231	22	26	2	6	2	0	1	1	4	0	0	1	0	15	0	0	1	.259	.423
Major League Totals		.226	26	31	2	7	2	0	1	2	6	0	0	1	0	18	0	0	1	.250	.387

CAREER FIELDING

PITCHER	PCT	G-GS	PO	A	E	TC	DP
Career Totals	.955	26-26	6	15	1	22	0



20 WILIN ROSARIO

C

Ht: 5-11 Wt: 220 B/T: R/R Age: 23/24
 Born: Feb. 23, 1989 in Bonao, DR Residence: Bonao, DR
 Major League Service: 1.023 Contract: Through 2013
 Obtained: Signed as a non-drafted free agent on February 13, 2006

COLORADO

ROSARIO

HIGHLIGHTS

Wilin Rosario (wih-LEAN roh-SORRY-oh) finished 4th in the 2012 NL Rookie of the Year Vote...led all NL rookies in home runs (28) and RBI (71) in 2012...set the Rockies catcher single season record for home runs and RBI in 2012 as well...Rosario's .530 slugging percentage in 2012 was the highest for a rookie catcher since Mike Piazza's .561 mark as a rookie in 1993...the 24 base-stealers he threw out in 2012 was 5th-most in the NL...made his Major League debut with Colorado on 9/6/11 vs. ARI and notched his first MLB hit on 9/7 vs. ARI (single) off Joe Saunders...Rosario was rated by *Baseball America* as the Rockies No. 4 prospect, and top catching prospect in the Colorado system prior to 2012...combined to hit 40 home runs in 175 games at Double-A in 2010 and 2011...his .552 slugging percentage in 2010 was the best mark among Rockies farmhands...participated in the 2010 and 2011 All-Star Futures Game...named to the Topps Double-A All-Star team following the 2010 season, and was the youngest player on the Double-A squad...named the No. 6 prospect in the Texas League following the 2011 season by *Baseball America*...the same publication rated him the top prospect in the Pioneer League following the 2008 season.

CAREER

- Was a member of the Rockies Opening Day roster for the first time in 2012...was a member of the Rockies active roster for the entire 2012 season.
- Led all National League rookies in home runs (28), RBI (71) and slugging percentage in 2012 and finished 4th in the NL Rookie of the Year Voting.
- Set Rockies records for a catcher with his 28 home runs, 71 RBI and .530 slugging percentage in 2012...his 28 home runs also set the Rockies rookie franchise record, surpassing the 25 home runs Todd Helton had in 1998.
- Has 61 home runs and a .449 slugging percentage in his Minor League career...was generally young for his level across his career, as he reached Double-A as a 21-year-old in 2010.

2012:

- Was a member of the Rockies active roster for the entire 2012 season as a 23-year-old rookie catcher...the Opening Day roster he made in 2012 was his first.
- Set several Rockies records in 2012 including the club rookie home run record by blasting an NL-rookie best 28 homers...his 28 home runs and 71 RBI are also the most ever by a Rockies catcher.
- According to STATS, Rosario is the fourth rookie catcher to be age 23 or younger during their rookie season in MLB history with 20 home runs or more...Detroit's Rudy York (1937, 35 HR, 23 years old) holds that record.
- Led all NL rookies in HR, RBI and slugging percentage...his .530 slugging percentage was the highest by a rookie catcher in the Majors since Mike Piazza set the all-time rookie catcher mark with his .561 SLG in 1993.
- Was the Rox backup catcher for the majority of the season's first month and a half until Ramon Hernandez went on the DL on 5/25...from 5/25 through the end of the season, Rosario caught in 85 of the Rox final 119 games (71.4-percent).
- Caught 24 attempted base stealers (24-of-88, 27.3-percent)...his 24 catcher caught stealing was 5th in the NL.
- Tied his career-high with 3 hits in each of four-straight games 9/20-23...Elias: Rosario is the only player in Rockies history to collect three or more hits in each of four straight games; the only other Major League player to do that in 2012 was Torii Hunter (Aug. 29-Sept. 1).
- Notched his first career multi-home run game on 5/5 vs. ATL, as he took both Mike Minor and Chad Durbin deep in the contest...notched his first career pinch-hit home run on 8/2 vs. STL off Brian Fuentes.
- Got stronger at the plate as the season progressed, as he batted .304 (21-for-69) with 7 home runs and 17 RBI in August and .311 (33-for-106) with 5 home runs and 14 RBI in September/October...hit .291 (60-for-206) after the break.
- Hit .303 (54-for-178) with 15 of his 28 home runs and a .624 SLG vs. NL West opponents.

2012

HIGHS AND LOWS

CAREER

3, 6x, last: September 23 vs. ARI	Hits	3, 6x, last: September 23, 2012 vs. ARI
2, May 5 vs. ATL	Home Runs	2, May 5, 2012 vs. ATL
3, 6x, last: August 28 vs. LAD	RBI	3, 6x, last: August 28, 2012 vs. LAD
9, May 28- June 6	Hit Streak	9, May 28-June 6
3, June 1 vs. LAD	Runs	3, June 1, 2012 vs. LAD
2, August 10 at SF	Doubles	August 10, 2012 at SF
None	Triples	1, September 16, 2011 vs. SF
8, May 5 vs. ATL	Total Bases	8, May 5, 2012 vs. ATL
2, 2x, last: August 12 at SF	Walks	2, 2x, last: August 12, 2012 at SF
3, 4x, last: September 29 at LAD	Strikeouts	3, 6x, last: September 29, 2012 at LAD
1, 4x, last: September 20 at SF	Stolen Bases	1, 4x, last: September 20, 2012 at SF

2011: Made the jump from Double-A Tulsa to the Majors when he had his contract selected by Colorado on 9/6, the day he made his Major League debut...went 0-for-3 with a walk and a run in his MLB debut on 9/6 vs. ARI...notched his first two MLB hits, single then a solo home run, as he went 2-for-4 on 9/7 vs. ARI...in 16 games in the Majors with Colorado, Rosario batted .204 (11-for-54) with 3 doubles, a triple, 3 home runs and 8 RBI...started at catcher for Colorado in 14 games, committing just one error in 123.0 innings behind the plate...spent the first five months of the 2011 season at Double-A Tulsa as the club's regular catcher...hit .249 (101-for-405) with 15 doubles, 3 triples, 21 home runs and 48 RBI in 102 games for Tulsa...21 HR were a new personal best...Rosario was both a Texas League Mid-Season and Post-Season All-Star in 2011...additionally, Rosario was a Futures Game Selection for the second-straight season...Rosario caught five of the eight attempted base stealers against him in the Majors with Colorado...Rosario was 34-for-90 (37.8 percent) in catching attempted base stealers with Double-A Tulsa in 2011...with Rosario's 21 home runs for Double-A Tulsa in 2011, he has now slugged 40 home runs at the Double-A level over the last two seasons...Rosario had 19 home runs in 73 games for Tulsa in 2010.

2010: Spent the entire season at Double-A Tulsa as a 21-year-old catcher...his 19 home runs led the Drillers, and were the seventh-most in the Texas League despite having just 270 at-bats...led the Drillers, as well as all Rockies Minor League players with a .552 slugging percentage in 2010...his 52 RBI were still the third-most on the club despite playing just 73 games...was batting .291 with 3 doubles, 9 home runs and 25 RBI in 21 games following the All-Star break before suffering the injury...combined to bat .311 (41-for-132) with 13 home runs and 33 RBI in 35 games from June-July...had a season high .743 slugging percentage in July...was named the Topps Texas League Player of the Month for July...named to the Topps Double-A All-Star team as the club's catcher, an award that awards all of Baseball's best at each Minor League level...Rosario was the youngest player on the Double-A team...named to the Texas League Postseason All-Star team.

2009: In his first full professional season, Rosario spent the season as one of Single-A Modesto's regular catcher's...played in just 56 games due to injury...hit .266 (54-for-203) with 18 extra base hits and 33 RBI in 58 games...played his last game of the season on 7/28...hit .319 (22-for-69) with 13 RBI following the All-Star break, compared to .239 (32-for-134) prior to the All-Star break...named Rockies No. 4 prospect by *Baseball America* following the season.

2008: Spent the entire season with Casper and led the Ghosts in home runs (12), RBI (49), runs (48), hits (83) and extra-base hits (30)...was named to the Pioneer League Postseason All-Star team as well as the top prospect in the Pioneer League by *Baseball America*...was named the Rockies Organizational Co-Player of the Month along with OF Charles Blackmon for the month of July when he hit .355 (39-for-110) with 5 home runs and 19 RBI in 27 games during the month...was named the Pioneer League Player of the week for the week of 7/13 when he .536 (15-for-28) with 3 home runs and 6 RBI in 6 games for the week.


2007: Appeared in 34 games and batted .209 (24-115) with 2 home runs and 9 RBI for Casper.

2006: The Rockies' starting catcher batted .249 with 3 home runs and 25 RBI in his first pro season.

PERSONAL: Signed by Rockies scout Rolando Fernandez.

ROSARIO'S CAREER RECORD

Year	Team	AVG	G	AB	R	H	2B	3B	HR	RBI	SAC	SF	HBP	BB	IBB	SO	SB	CS	GIDP	OBP	SLG
2006	DSL Rockies	.249	62	213	28	53	7	0	3	25	1	1	3	16	0	56	5	2	5	.309	.324
2007	Casper	.209	34	115	11	24	4	0	2	9	0	0	1	11	0	38	2	2	3	.283	.296
2008	Casper	.316	66	263	48	83	15	3	12	49	0	3	1	24	0	57	4	3	5	.371	.532
2009	Modesto	.266	58	203	17	54	12	2	4	33	3	5	1	10	0	55	2	1	4	.297	.404
2010	Tulsa	.285	73	270	42	77	13	1	19	52	2	1	3	21	2	57	1	0	9	.342	.552
2011	Tulsa	.249	102	405	52	101	15	3	21	48	0	1	1	19	0	91	1	2	15	.284	.457
	COLORADO	.204	16	54	6	11	3	1	3	8	0	1	0	2	0	20	0	0	1	.228	.463
2012	COLORADO	.270	117	396	67	107	19	0	28	71	0	4	1	25	2	99	0	0	1	.312	.530
Minor League Totals		.267	395	1469	198	392	66	9	61	216	6	11	10	101	2	354	15	10	41	.316	.449
Major League Totals		.262	133	450	73	118	22	1	31	79	0	5	1	27	2	119	4	5	11	.302	.522



36 DANNY ROSENBAUM LHP

Ht: 6-1 Wt: 210 B/T: R/L Age: 25/26

Born: Oct. 10, 1987 in Loveland, OH Residence: Cincinnati, OH

Major League Service: 0.000 Contract: Through 2013

Obtained: Selected in the First Round of the 2012 Rule V Draft

COLORADO

ROSENBAUM

HIGHLIGHTS

Joins Colorado in 2013 after being selected by the club in the 2012 Rule V Draft...Rosenbaum was the seventh player in franchise history that Colorado has selected in the Rule V Draft, first since LHP Luis E. Gonzalez in 2005 (Dodgers)...owned a 3.94 ERA and tossed 155.1 innings in 26 strats at Double-A Harrisburg in 2012...**has tossed at least 144.0 innings in each of his three full Minor League seasons...in his four Minor League seasons, owns ERA's of 1.95 (2009), 2.25 (2010), 2.52 (2011) and 3.94 (2012) for a career ERA of 2.84 in 89 career games/84 starts...**...was rated the 22nd-best prospect in the Rockies organization prior to the 2013 season by *Baseball America*.

2012

- Spent the entire season at Double-A Harrisburg as a member of the club's starting rotation...went 8-10 with a 3.94 ERA (155.1 ip, 68 er), 39 walks and 99 strikeouts in 26 starts.
- Opponents batted .278 against him and he owned a 2.29 ground out/air out ratio.
- Was named the Eastern League Pitcher of the Week for the week ending 4/23.
- Named to the Eastern League's Mid-Season All-Star team...went 7-6 with a 3.54 ERA (114.1 ip, 45 er) in 18 starts prior to the All-Star break.
- Named the Nationals 23rd-best prospect prior to the 2012 season by *Baseball America*.

2011: Split the 2011 season between High-A Potomac and Double-A Harrisburg...went 6-5 with a 2.59 ERA (132.0 ip, 38 er) in 20 games/19 starts prior to being promoted to Double-A...opponents hit just .234 against him at Potomac...went 3-1 with a 2.29 ERA (39.1 ip, 10 er) in six starts with Double-A Harrisburg...opponents batted just .190 against him with Harrisburg...was named a MiLB.com organizational All-Star for his 2011 season in which he went 9-6 with a 2.52 ERA (171.1 ip, 48 er)...his 135 strikeouts and 9 wins are career-high marks.

2010: Split the 2010 season between Single-A Hagerstown and High-A Potomac...went 2-5 with a 2.32 ERA (101.0 ip, 26 er) in 18 starts at Single-A Hagerstown before the promotion...was named to the South Atlantic League Mid-Season All-Star team...following his promotion, went 3-2 with a 2.09 ERA (43.0 ip, 10 er) with Potomac...overall, went 5-7 with a 2.25 ERA (144.0 ip, 36 er) in 26 games/25 starts...his 2.25 ERA in 2010 is his lowest among his three full professional seasons.

2009: Played for the Gulf Coast League Nationals following being drafted by Washington...went 4-1 with a 1.95 ERA (37.0 ip, 8 er) with 38 strikeouts compared to just 9 walks...opponents hit just .215 against him...was named the GCL Nats Pitcher of the Month for August (3-0, 1.29 ERA in 4 starts).

PERSONAL: Selected by Washington in the 22nd round of the 2009 First-Year Player Draft out of Xavier University (OH).

ROSENBAUM'S CAREER RECORD

Year	Team	W	L	ERA	G	GS	CG	SHO	GF	SV	IP	H	R	ER	HR	HB	BB	IBB	SO	WP	BK
2009	GCL Nationals	4	1	1.95	11	8	0	0	1	0	37.0	29	14	8	1	1	9	0	38	2	0
2010	Hagerstown	2	5	2.32	18	18	0	0	0	0	101.0	95	40	26	5	7	28	0	84	4	1
	Potomac	3	2	2.09	8	7	0	0	0	0	43.0	35	12	10	2	0	13	0	31	3	1
2011	Potomac	6	5	2.59	20	19	2	1	0	0	132.0	113	52	38	4	7	41	0	108	7	1
	Harrisburg	3	1	2.29	6	6	0	0	0	0	39.1	27	14	10	0	2	11	0	27	1	0
2012	Harrisburg	8	10	3.94	26	26	2	0	0	0	155.1	164	79	68	8	3	39	0	99	4	8
Minor League Totals		26	24	2.84	89	84	4	1	1	0	507.2	463	211	160	20	20	141	0	387	21	11



14 JOSH RUTLEDGE INF

Ht: 6-1 Wt: 190 B/T: R/R Age: 23/24
 Born: April 21, 1989 in Birmingham, AL Residence: Cullman, AL
 Major League Service: 0.083 Contract: Through 2013
 Obtained: Selected in the third round of the 2010 Draft out of Alabama

COLORADO

QUICK HITS

Made his Major League debut on 7/13/12, just over two years since he was drafted in the third round of the 2010 draft...hit .375 (27-for-72) with 13 extra-base hits (6 doubles, 2 triples, 5 home runs) in his first 18 Major League games (7/13-8/2/12)...set a Rockies rookie record with a home run in four-straight games 7/29-8/2...his 130 total bases after the 2012 All-Star break were the 2nd-most among NL rookies...In his first full professional season in 2011 he finished 2nd in the California League with a .348 batting average...was a California League Post-Season All-Star in 2011...his 27-game hitting streak in 2011 was the longest in the Minors that season, and second longest in Modesto Nuts history...Rockies organizational Player of the Month for August, 2011...named the Rockies 10th-best prospect by Baseball America following the 2011 season...All-SEC shortstop for Alabama in 2010...freshman All-American at Alabama in 2008.

2012

- Was added to the Rockies Major League roster coming out of the All-Star break, as he was selected to the roster straight from Double-A Tulsa...went 2-for-2 with a double, 2 RBI, a walk and a stolen base in his first MLB game on 7/13 vs. PHI...Rutledge became the first Rockies player to have a multi-hit game, and have at least 2 RBI in his first MLB game since Jordan Pacheco on 9/6/11...with two hits in his first two MLB PA's, Rutledge became the first Rockies player with a hit in each of his first two MLB plate appearances since Ben Petrick did so on 9/1/99.
- Hit .381 (24-for-63) in July and set several records for production in his first two months of the season...struggled down the stretch by batting .197 (26-for-132) with 10 RBI in September/October.
- Despite his late-season struggles, his 130 total bases after the All-Star break (debuted game after ASB) were the 2nd-most among NL rookies.
- Had 18 RBI in his first 22 MLB games...Elias: Only other player in Rockies history with at least 18 RBI in his first 22 MLB games was Jeff Baker (20 RBI) from 2005-2006.
- Became first Rockies rookie with a home run in 4-straight games when he went deep in each game 7/29-8/2...only three other Rockies rookies had a HR in 3-straight games (Wilin Rosario-'12 (twice), Troy Tulowitzki-'07, Jorge Piedra-'05).
- Set a Rockies record with 64 total bases in first 25 MLB games...also set Rox record with 52 TB in first 18 MLB games.
- Was a Texas League All-Star in 2012 by hitting .306 (109-for-356) with 27 doubles, 3 triples, 13 home runs, 35 RBI, 57 runs in 87 games for Tulsa, his first taste of Double-A.
- Notched his first career pinch-hit home run on 8/25 at CHC...added his first career grand slam on 9/16 at SD.
- Despite playing less than half the season (73 games), Rutledge finished in the top-10 of NL rookies in doubles (20, 8th), home runs (8, T-10th), RBI (37, 9th) and extra-base hits (33, T-8th).

2011: Was the everyday shortstop for High-A Modesto, his second stop in his two professional seasons...finished the season with the second-highest batting average on his team, second-highest in the California League and seventh-highest in all of the Minor Leagues...finished third in the CL in on-base percentage and fifth in hits...had the 20th-best OPS in the Minor Leagues (.931)...was named the Rockies organizational Player of the Month in August, the CL Player of the week two times (8/1-7 and 8/29-9/5) and a CL Postseason All-Star...had the Minor League's longest hit-streak of the season, going 27 straight games with a hit, also the second-longest in Nuts history behind Brent Gates who had a 35-game streak in 1992 when Modesto was an Oakland affiliate...over the streak hit .441 (52-for-118) with 20 RBI and 31 runs scored.

2010: Spent his first professional season with Tri-City, appearing in just 11 games.

COLLEGE: Rutledge was named to the 2010 First Team All-SEC in 2010 after batting .365 (104-for-285) with 16

2012

HIGHS AND LOWS

CAREER

4, August 7 at LAD	Hits	4, August 7, 2012 at LAD
1, 8x, last: September 16 at SD	Home Runs	1, 8x, last: September 16, 2012 at SD
4, September 16 at SD	RBI	4, September 16, 2012 at SD
7, 2x, last: July 25 - August 2	Hit Streak	7, 2x, last: July 25 - August 2, 2012
2, 5x, last: September 22 vs. ARI	Runs	2, 5x, last: September 22, 2012 vs. ARI
3, August 7 at LAD	Doubles	3, August 7, 2012 at LAD
1, 5x, last: September 17 at SF	Triples	1, 5x, last: September 17, 2012 at SF
7, 2x, last: August 7 at LAD	Total Bases	7, 2x, last: August 7, 2012 at LAD
1, 9x, last: September 25 vs. CHC	Walks	1, 9x, last: September 25, 2012 vs. CHC
4, October 1 at ARI	Strikeouts	4, October 1 at ARI
1, 7x, last: September 27 vs. CHC	Stolen Bases	1, 7x, last: September 27, 2012 vs. CHC

RUTLEDGE CONTINUED

doubles, 2 triples, 10 home runs, 63 runs and 69 RBI for the Crimson Tide as the team's every-day shortstop in his junior season in 2010...he also stole 15 bases in 18 attempts, and had a .945 OPS (.540 slugging percentage, .405 on-base percentage) that same season...in 2008 was the second freshman in school history to lead the team in hitting (David Magadan, .389, in 1981)...his .369 average was also the second-highest batting average by an Alabama freshman...led UA in hitting (.369), runs scored (62), hits (99), stolen bases (16) and multi-hit games (31)...2008 Freshman All-American selection by Collegiate Baseball newspaper and was named Freshman All-SEC selection by SEC head coaches.

PERSONAL: Joshua Alan Rutledge...has one older brother, Michael, who played baseball at Mississippi State (2005-07) and Samford (2008)...both Josh and his brother won state championships for Cullman (AL) High School, Josh in 2007 and Michael in 2002...hit .445 with 17 home runs and 102 RBI during his junior and senior seasons at Cullman HS...was a two-time All-State selection (2006 and 2007)...played in consecutive Class 5A state championship series (2006 and 2007)...hit .454 with 12 home runs and 69 RBI as a senior...*Baseball America* rated Rutledge the sixth-best player available for the Draft from the state of Alabama...signed on June 25, 2010 by Rockies Scout Damon Iannelli.

RUTLEDGE

RUTLEDGE'S CAREER RECORD

Year	Team	AVG	G	AB	R	H	2B	3B	HR	RBI	SAC	SF	HBP	BB	IBB	SO	SB	CS	GIDP	OBP	SLG
2010	Tri-City	.128	11	39	6	5	0	0	0	4	1	0	1	4	0	10	1	0	1	.227	.128
2011	Modesto	.348	113	460	91	160	33	9	9	71	8	2	12	41	1	91	16	3	5	.414	.517
2012	Tulsa	.306	87	356	57	109	27	3	13	35	0	4	5	14	1	69	14	4	6	.333	.508
	COLORADO	.274	73	277	37	76	20	5	8	37	0	1	4	9	0	54	7	0	8	.306	.469
Minor League Totals		.320	211	855	154	274	60	12	22	110	9	6	18	59	2	170	31	7	12	.374	.496
Major League Totals		.274	73	277	37	76	20	5	8	37	0	1	4	9	0	54	7	0	8	.306	.469



62 ROB SCAHILL

RHP

Ht: 6-2 Wt: 220 B/T: L/R Age: 26
 Born: Feb. 15, 1987 in DuPage, IL Residence: Lombard, IL
 Major League Service: 0.028 Contract: Through 2013
 Obtained: Selected in the 8th round of the 2009 Draft out of Bradley

COLORADO

HIGHLIGHTS

Made his Major League debut with Colorado in September of 2012 and allowed just one run six relief appearances (8.2 ip) to begin his MLB career...struck out over a batter per inning pitched (159 so, 152.0 ip) in his first season at Triple-A in 2012...in his first season at Double-A in 2011, led the Tulsa Drillers in wins (12), starts (26), innings pitched (160.2) and strikeouts (104)...his 3.92 ERA in 2011 was also the lowest among all Tulsa starters...has tossed at least 152.0 innings in each of his three full professional seasons...participated in the Arizona Fall League following the 2011 season and was named an AFL Rising Star...was rated as the 15th-best prospect in the Rockies system by *Baseball America* following the 2010 season...was originally selected by the New York Yankees in the 48th round of the 2008 First-Year Player Draft but decided to continue playing at Bradley University.

2012

- Had his contract selected from Triple-A Colorado Springs 9/6 and spent the remainder of the season with the Rockies...spent the entire season at Triple-A Colorado Springs prior to joining the Rox, and went 9-11 with a 5.68 ERA (152.0 ip, 96 er), 74 BB, 159 K and an opponent average of .280 in 29 starts...was the only Sox pitcher with more than 20 starts...surpassed the 150.0 innings pitched mark for the third-straight season (152.0).
- Began his Major League career with a 7.2 scoreless inning streak from 9/11-26...over the 7.2 ip, allowed four hits (.160 avg, 4-for-25), two walks and three strikeouts in five appearances.
- Tossed at least 1.0 inning in all six of his Major League outings in 2012...made his Major League debut with a scoreless 1.0 inning, allowing just one hit 9/11 vs. SF.
- Threw his third career complete game 8/7 against Omaha for Triple-A Colorado Springs.
- In four professional seasons has a career Minor League record of 32-33 with a 4.57 ERA (531.2 ip, 97 er), 213 walks and 461 strikeouts in 98 appearances, 97 starts.

2011: Spent his third professional season with Double-A Tulsa where he led the team in wins (12), starts (26), innings pitched (160.2) and strikeouts (104) while leading all starting pitchers in ERA (3.92)...additionally, he finished in the top-3 in all of Double-A ball in both wins (T3rd) and innings pitched (3rd)...made 26 straight starts for the Drillers before making his only relief appearance in his final outing of the season...in that relief outing still tossed 6.0 innings allowing just two runs to earn his 12th win of the season...tossed a complete game 8/7 vs. Springfield...in the second-half of the season, posted a 8-6 record with a 3.50 ERA (82.1 ip, 32 er)...played for the Salt River Rafters in the Arizona Fall League following the Drillers' season...pitched in 11 games for the Rafters, all coming in relief, going 2-0 with a 7.36 ERA (11.0 ip, 9 er) while walking just three and striking out 14...allowed runs in just four of his 11 outings for the Rafters and held opponents hitless in four of the 11 games...following the AFL season was named an Arizona Fall League Rising Star.

2010: Was an everyday starter for High-A Modesto...had the third-most innings among all Nuts and the fourth-most in the Cal League...his 140 strikeouts were second on the team and fourth in the Cal League...was named the Cal League Pitcher of the Week, 7/19...tossed his first career complete game 7/15...finished with the third-most strikeouts in the Rockies organization...rated as the 15th-best prospect in the Rockies system by *Baseball America* following the season.

2009: Pitched as a member of the Tri-City starting rotation in his first professional season...did not allow more than three earned runs in any of his final nine starts of the season.

COLLEGE: Played four seasons at Bradley University where he was awarded the Mike Dunne Award as Bradley's top pitcher in 2009, his senior season after going 3-3 with a 4.05 ERA (60.0 ip, 27 er) in 10 starts and one complete game shutout for the Braves...sat out the entire 2007 season with a medical redshirt...tossed 83.2 innings and went 4-6 in his junior season in 2008 while holding hitters to a .244 average against, the lowest mark of his collegiate career...was named the Missouri Valley Pitcher of the Week, 2/25/08...also played in the Great Lakes League in the summer of 2008 where he was named the No. 10 prospect in the GLL by *Baseball America*.

PERSONAL: Signed on June 16, 2009 by Rockies scout Mark Germann...originally selected in the 48th round of the 2008 Draft by the Yankees...graduated from Willowbrook (IL) High School where he played baseball, basketball and football...on the diamond, Scahill was an honorable mention all-state pick after helping Willowbrook to the regional finals...he hit .480 with two home runs and 22 RBI's his senior season in 2005...named the 2005 Villa Park Argus Player of the Year.

SCAHILL'S CAREER RECORD

Year	Team	W	L	ERA	G	GS	CG	SHO	GF	SV	IP	H	R	ER	HR	HB	BB	IBB	SO	WP	BK
2009	Tri-City	1	4	3.14	15	15	0	0	0	0	63.0	58	30	22	2	8	20	0	58	7	0
2010	Modesto	10	7	4.73	27	27	1	0	0	0	156.0	173	91	82	9	10	59	0	140	13	0
2011	Tulsa	12	11	3.92	27	26	1	0	1	0	160.2	164	81	70	12	5	60	0	104	16	0
2012	Colo. Springs	9	11	5.68	29	29	1	0	0	0	152.0	168	109	96	11	7	74	0	159	8	0
	COLORADO	0	0	1.04	6	0	0	0	3	0	8.2	7	1	1	0	0	3	0	4	0	0
	Minor League Totals	32	33	4.57	98	97	3	0	1	0	531.2	563	311	270	34	30	213	0	461	44	0
	Major League Totals	0	0	1.04	6	0	0	0	3	0	8.2	7	1	1	0	0	3	0	4	0	0



74 NICK SCHMIDT

LHP

Ht: 6-5

Wt: 245

B/T: S/L

Age: 28

Born: Oct. 10, 1985 in St. Louis, MO Residence: High Ridge, MO

Major League Service: 0.000

Contract: Through 2013

Obtained: Acquired from San Diego as PTBNL for Houston Street on Dec. 8, 2011

COLORADO

SCHMIDT

HIGHLIGHTS

The 28-year-old left-hander will be making his first appearance in Major League Spring Training with Colorado in 2013...made his first career appearance at both Double-A and Triple-A in 2012 and went on to set single-season career highs in wins (12), starts (25), innings pitched (147.0) and strikeouts (120)...was acquired by Colorado in December of 2011 as the player to be named later from San Diego in exchange for Huston Street...was selected by San Diego in the first round (23rd overall) of the 2007 First-Year Player Draft out of Arkansas University...was rated the Padres ninth-best prospect by *Baseball America* prior to the 2008 season...missed the 2008 season due to "Tommy John" surgery on his left elbow.

2012

- Began the season with Double-A Tulsa before finishing the year at the Triple-A level.
- Went 5-3 with a 3.27 ERA (77.0 ip, 12 er) en route to being named a Texas League Mid-Season All-Star...earned Texas League Pitcher of the Week honors from 5/21-27 after pitching 7.0 shutout innings of two-hit ball on 5/25 against Frisco.
- Went 5-3 with a 3.29 ERA (82.0 ip, 30 er) in 14 starts for the Drillers...went 7-3 with a 5.68 ERA (65.0 ip, 41 er) in 12 games/11 starts for the Sky Sox...2012 marked his first experience at both Double-A and Triple-A.
- His 147.0 inning pitched in 2012 are by far his most in a single season, surpassing the 99.2 innings he tossed in 2009.
- Struck out 120 batters in his 147.0 innings, also his most in a single season.

2011: For the second straight season made only starts as he spent the majority of the season with High-A Lake Elsinore...was placed on the disabled list 4/7 and made rehab starts with the AZL Padres from 6/27-7/4...his 3.84 ERA was the lowest in any stop since posting a 2.79 in 2009 with Single-A Fort Wayne.

2010: Spent the entire season at Lake Elsinore where he set career-highs in wins (6), losses (9), starts (24), and strikeouts (87).

2009: Split time evenly between Fort Wayne and Lake Elsinore...in 13 appearances/11 starts for Fort Wayne went 4-0 with a 2.79 ERA while going 2-9 with a 7.88 ERA for Lake Elsinore.

2008: Missed the entire year while recovering from Tommy John Surgery on his pitching elbow...tabbed as the ninth-best prospect in the San Diego organization entering the season by *Baseball America*.

2007: Pitched in three games/one start for Fort Wayne of the Midwest League after signing as San Diego's first round draft pick...allowed 5 runs all earned in his 7.0 innings.

PERSONAL: Left the University of Arkansas as the all-time strikeouts leader (345) and also ranked among the school's all-time leaders in wins (3rd, 28), innings pitched (3rd, 340.1 ip), starts (2nd, 52) and ERA (8th, 2.83)...became the fifth Arkansas Player to be named a two-time All-American selection, earning Second-Team All-American honors from Louisville Slugger in 2007 and First-Team Freshman All-American honors in 2005...signed by Padres scout Lane Decker.

SCHMIDT'S CAREER RECORD

Year	Team	W	L	ERA	G	GS	CG	SHO	GF	SV	IP	H	R	ER	HR	HB	BB	IBB	SO	WP	BK
2007	Fort Wayne	0	1	6.43	3	1	0	0	1	0	7.0	8	5	5	0	0	6	0	6	0	0
2008	---INJURED DID NOT PLAY---																				
2009	Fort Wayne	4	0	2.79	13	11	0	0	0	0	51.2	38	21	16	0	4	23	0	59	4	0
2009	Lake Elsinore	2	8	7.88	11	11	0	0	0	0	48.0	68	43	42	7	8	27	0	27	3	0
2010	Lake Elsinore	6	9	4.35	24	24	0	0	0	0	97.1	94	54	47	4	9	43	0	87	7	0
2011	AZL Padres	1	1	4.50	2	2	0	0	0	0	8.0	8	4	4	0	0	3	0	9	3	0
2011	Lake Elsinore	3	5	3.84	12	12	0	0	0	0	63.1	62	35	27	7	4	23	0	58	6	2
2012	Tulsa	5	3	3.29	14	14	0	0	0	0	82.0	74	31	30	9	5	15	0	73	1	0
2012	Colo. Springs	7	3	5.68	12	11	0	0	0	0	65.0	80	45	41	5	3	31	0	47	2	1
Minor League Totals		28	30	4.52	91	86	0	0	1	0	422.1	432	238	212	32	33	171	0	366	26	3



78 JOSH SULLIVAN

RHP

Ht: 6-4

Wt: 205

B/T: R/R

Age: 28/29

Born: July 5, 1984 in Little Rock, AR

Residence: Little Rock, AR

Major League Service: 0.000

Contract: Through 2013

Obtained: Selected in the fifth round of the 2005 Draft out of Auburn

COLORADO

HIGHLIGHTS

Sullivan will make his second appearance in Rockies Major League camp...**transitioned from the rotation to late-inning reliever in 2012 and led the Double-A Tulsa Drillers in saves (17) and games finished (46)...has a career 7.9 strikeout/9.0 ip ratio and a 1.8 career ground out/fly out ratio in his 129 Minor League games...set a career-high with five wins, 25 appearances, 20 starts, 117.2 innings and 87 strikeouts in 2011 with Double-A Tulsa...finished the 2011 season allowing just seven runs over his final 31.1 innings (7 appearances/5 starts)...originally selected in the fifth round of the 2005 Draft out of Auburn...was a quarterback on Auburn's football team for two seasons, one as a redshirt.**

2012

- Spent the entire season at Double-A Tulsa for the second-straight season, though he was converted to a late-inning reliever in 2012 after spending the majority of his professional career as a starter.
- Sullivan's 17 saves ranked third in the Texas League, and his 46 games finished were the fourth-most in the circuit.
- Right-handers batted just .221 (32-for-145) and left-handers hit .276 (24-for-87)...allowed just 14 extra-base hits in the 232 at bats against him in 2012...batters hit just .161 (14-for-87) with 3 doubles with runners in scoring position.
- Owned a 2.75 ground out/fly out ratio and a 9.15 strikeout/9.0 ip ratio.

2011: Spent the entire season with Double-A Tulsa as one of the regular starters going 5-9 with a 5.51 ERA (117.2 ip, 72 er), 87 strikeouts, 54 walks and one complete game in 25 appearances/20 starts...set career highs in wins (5), starts (20), innings pitched (117.2), strikeouts (87) and appearances (25)...made five relief outings and finished two games for the Drillers...was on the disabled list with Tulsa from 8/15-22...finished the season 3-2 with a 4.19 ERA (43.0 ip, 20 er), a .238 opponent average and 34 strikeouts in his final 10 appearances/7 starts of the season.

2010: Played his first game in over a year with Short Season Tri-City...made 5 starts for the Dust Devils in his rehab assignment...returned to High-A Modesto where he finished the season.

2009: Missed the entire season due to injury.

2008: Made just three starts for Tri-City before being shutdown for the remainder of the season 7/20...all four runs he allowed came in his final start of the season 7/1.

2007: His season was cut short due to a pair of injuries...was placed on the DL twice, first from 4/29-5/21...missed nearly two months of the season from 6/4-8/6...when healthy, he went 3-2, 3.26 (49.2 ip, 18 er).

2006: Went 3-4, 2.71 (69.2 ip, 21 er), the sixth-lowest figure among the Northwest League leaders...also ranked second in the league with 74 strikeouts...was named the organizational Pitcher of the Month for August after going 3-0, 2.31 (35.0 ip, 9 er) in 6 games...was ranked as the 11th-best player in the Northwest League by *Baseball America*.

2005: Appeared in one game for Tri-City in his professional debut...logged 1.0 relief inning, allowing 3 runs on 3 hits to suffer the defeat on 7/23.

COLLEGE: Led the Tigers in starts (17) and was second in wins (7) in his final season with Auburn in 2005...went 7-5 with a 4.18 ERA (97.0 ip, 45 er), 74 strikeouts and 39 walks in 17 starts...was a redshirt quarterback on the Auburn football team as a freshmen in 2002...was the second-string quarterback for Auburn in 2003, making appearances in four games going 20-of-28 for 213 yards and one pick...went 0-1 with a 8.59 ERA in 10 appearances for the Tigers baseball squad in 2003...started at four different positions (third, catcher, first, DH) in his sophomore season on the baseball squad in 2004...left the football team prior to the 2004 season to concentrate on baseball.

PERSONAL: Signed on June 15, 2005 by Rockies scout Damon Lannelli...four-year letterwinner for coach Frank Troutman at Little Rock Central High School...named all-state as a junior and senior...state All-Star game participant as a senior...was 6-1 on the mound with a 2.32 ERA as and hit .418 with seven home runs as a senior...hit .495 with 10 doubles, seven home runs and 49 runs batted in as a junior...as a sophomore hit .481 with 10 doubles, five homers and 32 RBI...was also a two year starter at quarterback...father, Jerry, played football at Arkansas.

SULLIVAN'S CAREER RECORD

Year	Team	W	L	ERA	G	GS	CG	SHO	GF	SV	IP	H	R	ER	HR	HB	BB	IBB	SO	WP	BK
2005	Tri-City	0	1	27.00	1	0	0	0	0	0	1.0	3	3	3	0	0	1	0	1	0	0
2006	Tri-City	3	4	2.71	13	13	0	0	0	0	69.2	49	30	21	2	2	21	0	74	11	0
2007	Asheville	3	2	3.26	13	9	0	0	0	0	49.2	42	23	18	3	5	25	0	45	8	1
2008	Tri-City	0	1	3.38	3	3	0	0	0	0	10.2	12	4	4	0	1	5	0	8	1	0
2009		- DID NOT PLAY - INJURED																			
2010	Tri-City	1	2	6.23	5	5	0	0	0	0	21.2	25	16	15	2	1	9	0	15	6	0
	Modesto	3	3	5.86	9	8	0	0	0	0	27.2	29	27	18	2	4	18	0	23	8	0
2011	Tulsa	5	9	5.51	25	20	1	0	2	0	117.2	122	82	72	19	10	54	0	87	13	2
2012	Tulsa	1	2	2.76	60	0	0	0	46	17	62.0	56	27	19	3	5	24	0	63	11	1
Minor League Totals		16	24	4.25	129	58	1	0	48	17	360.0	338	212	170	31	28	157	0	316	58	4



43 ERICK THREETS

LHP

Ht: 6-5

Wt: 240

B/T: L/L

Age: 31

Born: November 4, 1981 in Hayward, CA Residence: Livermore, CA

Major League Service: 1.028

Contract: Through 2013

Obtained: Signed as a Minor League free agent on January 2, 2013

COLORADO

THREETS

HIGHLIGHTS

Split the 2012 season between the Triple-A teams for Oakland and the Los Angeles Dodgers...**made his Major League debut with San Francisco in 2007 and is 0-1 with a 3.28 ERA in 21 career relief appearances with the Giants (2007-08) and Chicago White Sox (2010)**...is 24-27 with a 3.56 ERA (522.2 ip, 207 er) in 291 games, including 21 starts, as a minor leaguer...missed the entire 2011 season recovering from "Tommy John" surgery...did not allow an earned run in 11 appearances with Chicago in 2010 (12.1 ip)...missed the entire 2004 season following surgery on his left shoulder.

2012

- Began the season with Oakland's Triple-A team, Sacramento before being released in July...signed with Los Angeles Dodgers and was sent to Triple-A Albuquerque...combined to go 6-4 with a 2.79 ERA (61.1 ip, 19 er), 30 walks and 43 strikeouts in 52 games...his 52 appearances in 2012 are a new career-high.
- Went 4-2 with a 1.84 ERA (44.0 ip, 9 er) in 34 games for Sacramento prior to his release...opponents hit just .226 against him while a member of the RiverCats.
- Went 2-2 with a 5.19 ERA (17.1 ip, 10 er) in 18 games for Albuquerque.
- Overall in 2012, held opposing left-handed batters to a .183 (15-for-82) average against.

2011: Missed the 2011 season after undergoing "Tommy John" surgery on his left elbow in 2010...pitched for Mexicali in the Mexican Pacific Winter League following the season...was 1-1 with a 1.17 ERA in 32 relief appearances...struck out 40 and walked 22 in 30.2 innings.

2010: Made 11 appearances with the White Sox before suffering a torn ulnar collateral ligament in his left elbow Aug. 27 against New York (AL)...posted a 0.00 ERA (12.1 ip) and a .220 average against with the Sox prior to the injury...left-handers were 4-for-14 (.286)...his contract was selected from Triple-A Charlotte June 27...made his season debut with 1.0 scoreless innings June 30 against Kansas City, marking his first outing in the majors since April 18, 2008 at St. Louis...was on the 15-day disabled list from July 31 to Aug. 25 with turf toe on his left great toe...made three rehabilitation appearances with Charlotte...pitched in two games before suffering the season-ending injury against the Yankees...was placed on the disabled list again Aug. 28 and was transferred to the 60-day disabled list Sept. 3...began the season with the Knights and went 1-0 with a 0.86 ERA and two saves in 17 relief appearances.

2009: Signed a minor league deal with the Los Angeles Dodgers and spent the entire season at Triple-A Albuquerque...was 3-0 with a 1.52 ERA and one save in 33 relief appearances...allowed a .203 opponents batting average, including .176 against left-handed hitters compared to .217 against righthanders...surrendered just one home run in 41.1 innings...yielded a .189 average with runners in scoring position...opponents hit .118 with a .189 on-base percentage when leading off an inning...allowed 7 of 25 (28.0%) inherited runners to score...picked up his only save May 8 at New Orleans (1.1 ip, 2 h, 1 r, 1 er, 1 bb, 1 so)...compiled a 0.39 ERA over his final 19 appearances...did not allow a run over his final 11 games (11.0 ip)...was placed on the disabled list July 25 with inflammation in his left elbow and missed the remainder of the season.

2008: Made San Francisco's Opening Day roster and appeared in seven games with the Giants, going 0-1 with a 3.60 ERA and .220 opponents batting average...allowed 11 hits but five were for extra bases (four doubles, one home run) for a .486 slugging percentage...issued nine walks in 10.0 innings for a .469 on-base percentage...yielded a .281 average against right-handed hitters, .400 against lefthanders...opponents hit .222 with runners in scoring position...allowed 1 of 2 (50.0%) inherited runners to score...was placed on the 15-day disabled list April 19 with a right intercostal muscle strain...was reinstated June 2 and was designated for assignment the same day...was outrighted to Triple-A Fresno June 11 and finished the year with the Grizzlies...went 4-5 with a 3.39 ERA in 37 games, including four starts...opponents hit .216, including .193 by right-handed hitters...all four of his starts came over his final four outings and he went 3-0 with a 1.71 ERA in those appearances...entered the season ranked by *Baseball America* as the No. 20 Prospect in the Giants organization.

2012

HIGHS AND LOWS

CAREER

6, 2x, last: October 2 vs. HOU	Strikeouts	9, May 20, 2009 vs. ARI
10, 2x, last: September 27 at COL	Hits	10, 4x, last: September 27, 2012 at COL
7, September 27 at COL	Runs	8, June 14, 2011 at PHI
7, September 27 at COL	Earned Runs	8, June 14, 2011 at PHI
3, September 5 at WAS	Home Runs	4, June 14, 2011 at PHI
5, September 10 at HOU	Walks	5, 4x, last: September 10, 2012 at HOU
None	Complete Games	3, last: September 20, 2010 vs. STL
7.0, 2x, last: October 2 vs. HOU	Innings (Starter)	9.0, 3x, last: September 20, 2010 vs. STL
11.2, August 19-31	Scoreless Inning Streak	18.2, September 20-30, 2010
2, August 26-31	Win Streak	6, August 21-September 30, 2010
8, April 9-August 4	Losing Streak	13, August 14, 2011-August 14, 2012

2007: Spent the entire regular season with Triple-A Fresno before making his Major League debut with San Francisco in September...went 3-1 with a save and a 3.46 ERA in 40 games, three starts, with the Grizzlies...was recalled by the Giants Sept. 4 and posted a 19.29 ERA in three relief appearances...made his Major League debut Sept. 12 against Arizona (1.0 ip, 1 h, 2 r, 2 er, 2 bb)...allowed two runs in 0.1 innings at San Diego Sept. 15...registered his first career strikeout Sept. 26 against San Diego (Khalil Greene)...with Fresno, allowed a .235 opponents batting average...that included a .143 mark against left-handed hitters...yielded a .194 average with runners in scoring position...allowed 8 of 23 (34.8%) inherited runners to score...began the season as a starter and went 0-1 with a 12.96 ERA in three starts...finished the season with 37 relief appearances and was 3-0 with a 1.75 ERA...pitched for Hermosillo in the Mexican-Pacific Winter League and was 1-2 with a 1.69 ERA in 18 relief appearances.

MINOR LEAGUES 2006: Made his Triple-A debut with Fresno and was 2-1 with a 2.87 ERA in 49 appearances...the games pitched were a career-high...held the opposition to a .223 batting average but issued 44 walks in 62.2 innings for a .357 on-base percentage...allowed a .219 average against right-handed hitters, .232 against left-handers...opponents hit .181 with runners in scoring position...had a 3.24 ERA in 33 appearances before the All-Star Break compared to 2.14 in 16 outings after the break...allowed 9 of 26 (34.6%) inherited runners to score...surrendered just one earned run over his final 13 outings (16.2 ip, 0.54 ERA)...**2005:** Compiled a 1-2 mark with two saves and a 5.06 ERA over 30 games with Double-A Norwich...struck out 35 but also walked 31 in 42.2 innings...yielded just two home runs...allowed a .259 opponents batting average, including .189 against left-handed hitters...was on the disabled list from July 12 to Aug. 19 with a strained left shoulder...**2004:** Had surgery on his left shoulder May 14 and missed the entire season...**2003:** Split his season between Double-A Norwich and Single-A Hagerstown...combined for a 2-3 record and 5.61 ERA in 33 relief appearances...struck out 63 in 61.0 innings but also issued 63 walks...allowed a .192 opponents batting average...including .134 with runners in scoring position...**2002:** Was 0-1 with a 6.67 ERA in 26 games with Single-A San Jose...allowed a .226 opponents batting average...struck out 43 batters in 28.1 innings (13.66 ERA)...began the season on the disabled list with right rotator cuff tendinitis...was reinstated May 31...**2001:** Made his professional debut with Single-A San Jose and Single-A Hagerstown...combined for a 2-10 record and 3.24 ERA in 26 games, including 14 starts...had stints on the disabled list with each club...made all 14 of his starts at San Jose and was 0-10 with a 4.25 ERA...transferred to Hagerstown July 9 and was 2-0 with a 0.75 ERA in 12 relief appearances.


PERSONAL: Erick Morgan Threets...has one daughter, Jayla...attended Modesto (Calif.) Junior college...is a 1999 graduate of Granada (Calif.) High School.

THREETS' CAREER RECORD

Year	Team	W	L	ERA	G	GS	CG	SHO	GF	SV	IP	H	R	ER	HR	HB	BB	IBB	SO	WP	BK
2001	San Jose	0	10	4.25	14	14	0	0	0	0	59.1	49	34	28	2	7	40	0	60	14	3
	Hagerstown	2	0	0.75	12	0	0	0	3	1	24.0	13	3	2	1	1	9	0	32	2	1
2002	San Jose	0	1	6.67	26	0	0	0	4	0	28.1	23	24	21	2	3	28	1	43	6	
2003	Norwich	0	0	15.88	11	0	0	0	4	0	11.1	15	20	20	1	2	21	0	16	6	0
	Hagerstown	2	3	3.26	22	0	0	0	3	0	49.2	26	20	18	2	7	42	0	47	9	1
2004											---INJURED DID NOT PLAY---										
2005	Connecticut	1	2	5.06	30	0	0	0	7	2	42.2	43	28	24	2	2	31	0	35	6	0
2006	Fresno	2	1	2.87	49	0	0	0	11	0	62.2	51	26	20	4	5	44	0	51	7	0
2007	Fresno	3	1	3.46	40	3	0	0	12	1	54.2	46	26	21	4	2	35	0	40	1	1
2008	SAN FRANCISCO	0	0	19.29	3	0	0	0	1	0	2.1	5	5	5	0	0	3	0	1	1	0
	SAN FRANCISCO	0	1	3.60	7	0	0	0	6	0	10.0	11	4	4	1	3	9	2	6	1	0
	Fresno	4	5	3.39	37	4	0	0	4	0	66.1	53	30	25	5	1	36	0	46	5	0
2009	Albuquerque	3	0	1.52	33	0	0	0	7	1	41.1	29	10	7	1	2	16	0	28	2	0
2010	Charlotte	1	0	0.86	17	0	0	0	7	2	21.0	12	2	2	0	0	5	1	10	1	0
	CHICAGO-AL	0	0	0.00	11	0	0	0	1	0	12.1	9	1	0	0	0	3	0	6	0	0
2011											--- INJURED DID NOT PLAY ---										
2012	Sacramento	4	2	1.84	34	0	0	0	13	3	44.0	35	9	9	0	1	19	1	31	2	0
	Albuquerque	2	2	5.19	18	0	0	0	5	1	17.1	16	11	10	2	0	11	1	12	2	0
Minor League Totals		24	27	3.56	343	21	0	0	80	11	522.2	411	243	207	26	33	337	4	451	63	7
Major League Totals		0	1	3.28	21	0	0	0	8	0	24.2	25	10	9	1	3	15	2	13	2	0

CAREER TRANSACTIONS

- 2005: Selected by the Marlins in the first round (16th overall) of the 2005 First-Year Player Draft.
- 2008: Contract purchased from Minors by Florida, 7/6.
- 2009: Optioned to Triple-A, 8/28...recalled from Triple-A 9/9.
- 2010: Optioned to Triple-A, 7/6...recalled from Triple-A 7/25...suspended six games 9/13-20.
- 2011: Optioned to Triple-A, 7/23...recalled from Triple-A, 8/12.
- 2012: Acquired by Chicago Cubs in exchange for Carlos Zambrano, 1/5...optioned to Triple-A, 5/18...recalled from Triple-A, 7/3...optioned to Triple-A, 7/8...recalled from Triple-A, 8/1...acquired off waivers by Kansas City, 10/26...outrighted to Minors, elected free agency, 11/28
- 2013: Signed to a Minor League deal by Colorado, 1/20.



8 YORVIT TORREALBA

C

Ht: 5-11 Wt: 200 B/T: R/R Age: 34/35
 Born: July 19, 1978 in Caracas, VZ Residence: Guarenas, VZ
 Major League Service: 11.028 Contract: Through 2013
 Obtained: Signed as a Minor League free agent on January 23, 2013

COLORADO

TORREALBA

HIGHLIGHTS

Has played for seven organizations over his 18 year career...**ranked 13th in games played among active catchers with 846...his .994 career fielding percentage as a catcher ranks 11th all-time among catchers with at least 700 games...posted the 3rd-highest batting average of his career in 2011, and had the 6th-best average among major league catchers from 2009-2011...has played on teams that have gone to the post-season five times (2002-03, 2007, 2009, 2011), including three World Series appearances with three different teams (2002 Giants, 2007 Rockies, 2011 Rangers).**

CAREER

- Yorvit Torrealba (YOR-veet toh-reh-ALL-buh) made a career-high 105 starts behind the plate in 2007, the most in a year by a Rockies catcher since Charles Johnson in '03 (103 starts)...he also set career highs in nearly every category, including hits, RBI, runs, doubles and walks in the Rockies NL Championship season.
- Is a career .257 hitter with 56 home runs and 323 RBI at the Major League level...his home runs are 13th-most among active catchers with 800 or more games played.
- In three years with the Rockies (2006-08), Torrealba has compiled a .258 average (276-for-1068) with 23 home runs and 152 RBI.
- He was acquired in a trade with Seattle at the 2005 Winter Meetings.
- His 43 RBI in '06 were the most by any National League player with less than 90 games, although Torrealba appeared in just 65 contests.
- Signed his first pro contract at age 16.

2012

- Appeared in 5 games with the Brewers, all off the bench (0-for-5).
- Was acquired by Milwaukee on 9/21 from Toronto in exchange for cash.....batted .233 with 4 HR and 14 RBI in 59 games between Texas (49g) and Toronto (10g).
- Began the season with the Rangers before he was designated for assignment.....signed with Toronto on 8/16.

2011: In his first year with Texas, Torrealba started 95 games behind the plate, the most for a Texas catcher since Gerald Laird (114) in 2007 and the 2nd-most of his career (105 with Colorado in 2007)...set career highs for hits (108), total bases (158), doubles (27), games (tied-113), and at-bats (tied-396)...had the 7th-highest batting average among Rangers with at least 100 games at .273 and was T6th on club in doubles (27)...Had the 3rd-highest batting average of his major league career (.291 in 2009; .279 in 2002)...batted .277 (243-876) as a catcher only over last 3 seasons, 6th-best in majors among backstops with at least 850 at-bats...was 8-for-36 (.222) over first 10 games before batting .349 (15-43) in next 12 contests, improving to .291 thru May 1...was 7-for-65 (.108) in next 20 contests to drop to .208 on June 2...posted a .418 (23-55) average in next 16 games and was at .266 thru June 28...hit just .176 (9-51) in next 14 contests, falling to .248...beginning July 24, batted .315 (46-146) over final 41 games...had a season-best 12-game hitting streak from Aug. 2-14 at .460 (23-50)...batted .338 (23-68) in 20 games in June and .326 (29-89) over 24 games in August...matched career best with 3 hits on 6 occasions for 30 lifetime 3-hit games...had a .301 (59-196) average at Rangers Ballpark in Arlington...Homered 3 times in first 17 games before going deep just twice in next 93 contests...went 55 games between long balls on April 25 and July 26...then had first career multi-HR game, Sept. 25 vs. Seattle, including 4th lifetime grand slam, first since June 7, 2006 vs. Pittsburgh...all 7 homers came at home vs. righthanders...had just 14 RBI in first 62 games before 23 in final 51 contests...tied career best with 5 RBI, Sept. 25 vs. Seattle, 3rd time, and had 4 on July 26 against Minnesota...Had a career-best 27 doubles, T6th-most among Rangers and 5 more than his previous best (22 in 2007)...averaged a double every 15.52 plate appearances, 11th-best figure in the A.L. (min. 400 PA's)...had 19 doubles in span of 45 games from May 24-Aug. 6, then had 3 doubles in final 32 games beginning Aug. 7...Had a .988 (9 E/732 TC) fielding percentage in 98 total games behind the plate, 14th in the A.L. and his lowest figure since 2006 (.987)...committed 2 errors in a game 3 times and had 7 passed balls...averaged 8.00 TC per 9 innings, 2nd among qualifiers...career fielding mark is .994 (31 E/5041 TC) in 745 games, 10th-highest all-time among catchers with at least 700

2012

HIGHS AND LOWS

CAREER

3, 3x, last: August 27 at NYY	Hits	3, 33x, last: August 27, 2012 at NYY
2, 2x, last: August 27 at NYY	Runs	4, August 11, 2007 vs. CHC
2, May 10 at BAL	Doubles	2, 6x, last: May 10, 2012 at BAL
1, 4x, last: August 27 at NYY	Home Runs	2, September 25, 2011 vs. SEA
2, 2x, last: August 27 at NYY	RBI	5, 3x, last September 25, 2011 vs. SEA
2, April 17 at BOS	Walks	3, September 19, 2009 at ARI
7, 2x, last: May 25-June 12	Hitting Streak	16, August 9-September 8, 2009

games...threw out 21 of 77 runners attempting to steal, a 27.3% success rate that ranked 4th among A.L. catchers (minimum 81 games)...tossed out Houston Carlos Lee to end game on June 29...has thrown out 24.3% (124 of 511) of attempted baserunners in career.

2010: Started 89 games behind the plate for the Padres, who were 53-36 (.596) in those contests...posted a career-high for stolen bases (7) and had his 2nd-best season total for games (95), at-bats (325), hits (88), and walks (33) while matching his 2nd-highest home run total (7)...was on restricted list, May 31-June 4 due to family situation...was suspended by N.L. for 3 games, June 22-25 after bumping home plate umpire Larry Vanover on June 14...his .271 average was 3rd-best on the Padres (300+ PA's)...hit .312 (48-154) at home, 2nd-highest ever by a Padre at PETCO Park (min. 100 AB) to Josh Bard's .315 mark in 2006...had a .9958 fielding percentage (3 E/721 TC), the 2nd-best among ML catchers behind Minnesota's Joe Mauer at .9959...his 3.14 catcher's ERA was the lowest in the majors since the Dodgers' Paul Lo Duca had a 2.73 figure in 2003 (minimum 81 games) and the lowest in Padres history (Fred Kendall, 3.16 in 1975)...threw out 13 of 51 (25.5%) attempted base stealers, his best percentage since 2006 (16 of 47, 34.0%).

2009: Started 61 games at catcher in final season with Colorado...hit a career high .291 with a .488 mark (21-43) with RISP...had a career-best 16-game hitting streak from Aug. 9-Sept. 8 at .373 (22-59)...was the longest hitting streak by a catcher in Rockies history and tied season high by a Rockie (Todd Helton)...handled the most total chances without an error (532) of any catcher in the majors...started all 4 games of NLDS vs. Philadelphia with a home run in Game 2...was on restricted list, June 2-July 1, including stint on rehab assignment at Colorado Springs, 6/23-30.

2008: Opened the year as Colorado's regular catcher, making his first Opening Day start before Chris Iannetta took over a starter later in the season...overall had 64 starts behind the plate...hit safely in 44 of his 70 games...was suspended by N.L. for 2 games, June 15-17...missed final 29 games of the season with a meniscus tear in his left knee.

2007: Started 105 games for the N.L. Champion Rockies, 2nd-most starts for a catcher in club history (Joe Girardi, 119 in 1995)...set career bests for games (tied-113), at-bats (tied-396), runs (47), homers (8), RBI (47), and walks (34)...drove in 34 of his 47 runs at Coors Field...combined to hit .256 (10-39) while starting all 11 games behind the plate for the Rockies during the postseason...connected for his first postseason home run in Game 3 of the NLCS vs. Arizona

2006: Was bothered by shoulder injuries that limited him to 65 games/61 starts in his first season with Colorado...opened year on the disabled list with a right shoulder strain sustained in spring training...served a rehab stint at Colorado Springs, May 22-June 2 and was reinstated from the DL on June 2 and made his Rockies debut that night...of his 55 hits, 26 went for extra bases (47.2%), including the last 5 of the year...had the most RBI (43) among all National League players to appear in fewer than 90 games...threw out 34.0% (16 of 47) of runners trying to steal, the N.L.'s 5th-best percentage...left on Sept. 7 vs. Washington with a strained right shoulder and did not play the rest of the year.

2005: Combined to hit .234 (47-201) with 12 doubles, 3 home runs, 15 RBI and 32 runs in 76 games between San Francisco and Seattle...did not make an error in 406 total chances with the 2 clubs...began the year as the Giants' back-up catcher, making 24 starts...was traded to the Mariners on July 30 and started 36 games behind the plate over final 2 months...was 9-for-17 over 6 games, Aug. 14-20.

2004: Started 45 games behind the plate with Giants going 26-19 in his starts...posted a 4.47 catchers ERA in 433.0 innings behind the plate.

2003: Played in 66 games for the Giants, making 52 starts at catcher...threw out 38.9% (14 of 36) of would-be base stealers, 2nd in league behind Montreal's Brian Schneider (46.6%)...hit safely in 35 of his 52 starts...was on the bereavement list twice, June 17-20 and Aug. 27-30...made postseason debut in NLDS vs. the Marlins, going 0-for-3 with one RBI in 2 games...made first postseason start in Game 4 at Florida.

2002: Spent his first full season in the majors, appearing in 53 games with 40 starts behind the plate...posted a 3.74 catchers ERA and threw out 26.3 percent of would-be base stealers (10 of 38)...did not appear in the postseason.

2001: Spent entire season at Fresno (AAA) before joining San Francisco on Sept. 1...honored as the Pacific Coast League's best defensive catcher by Baseball America...made ML debut on Sept. 5 vs. Arizona and had a pinch triple in first at-bat...was the first Giant to triple for first ML hit since J.R. Phillips on Sept. 4, 1993...made his first ML start in season finale on Oct. 7 vs. the Dodgers...played for Occidente in the Venezuelan Winter League.

MINOR LEAGUES 2000: Ranked 10th among all Giants minor leaguers with .286 batting average at Shreveport (AA)...played for Occidente in the Venezuelan Winter League...**1999:** Combined to hit .261 (92-353) in 101 games for San Jose (High-A), Shreveport, and Fresno...spent the majority of year with Shreveport...played for Occidente in the Venezuelan Winter League...**1998:** Participated in first major league spring training...split time between San Jose, Shreveport, and Fresno...**1997:** Spent the entire year at Bakersfield (High-A)...started 108 of team's 140 games, 102 as catcher and 8 as designated hitter...**1996:** Split the season Bellingham (Rookie), Burlington (A), and San Jose...**1995:** Made professional debut at Bellingham after beginning in extended spring training.

POSTSEASON: Has a .288 (21-73) average with 2 homers and 13 RBI in 24 playoff games with Texas, Colorado, and San Francisco...hit .353 (6-17) for Texas in 7 games/4 starts in 2011 postseason with multi-hit games in both starts behind the plate (ALCS and World Series Game 3's)...had postseason career-high 3 hits in ALCS Game 3 at Detroit...also had 2 starts as DH...started all 4 games for the Rockies in the 2009 NLDS vs. Philadelphia, homering in Game 2...combined to bat .256 (10-39) while starting all 11 games behind the plate for Colorado in the 2007 postseason...had first play-off homer in Game 3 of the NLCS against Arizona...appeared in 2 games for the Giants in 2003 NLDS against Florida, starting Game 4 at catcher.

PERSONAL: Yorvit Adolfo Torrealba...graduated from Guarenas, High School in Estado Miranda, Venezuela...signed by the Giants at the age of 16 on Sept. 14, 1994.

CAREER TRANSACTIONS

- 1994: Signed by San Francisco as a non-drafted free agent, 9/14.
- 2003: On bereavement list, 6/17-21...8/27-30.
- 2005: Acquired by Seattle with right-handed pitcher Jesse Foppert from San Francisco in exchange for outfielder Randy Winn on 7/30...Acquired by Colorado from Seattle in exchange for a player to be named later on 12/7...Rockies sent right-handed pitcher Marcos Carvajal to Mariners to complete deal on 12/8.
- 2006: On disabled list, 3/24-6/1 with a right shoulder strain; included rehab assignment to Colo Springs, 5/22-6/1...On disabled list, 9/10-end of season with a right shoulder strain.
- 2008: On disabled list, 8/30-end of season with a meniscus tear in his left knee.
- 2010: Signed by San Diego as a free agent on 2/9...Signed by Texas as a free agent on 11/29.
- 2012: On Paternity Leave list, 7/17-20...placed on restricted list, 7/20-21...designated for assignment, 7/31...released by Texas, 8/8...signed to a minor league contract with Toronto, 8/14...contract purchased from New Hampshire, 8/21...traded to Milwaukee for future considerations, 9/21...declared free agency, 10/17.
- 2013: Signed to a minor league contract with Colorado, 1/24.

TORREALBA'S CAREER RECORD

Year	Team	AVG	G	AB	R	H	2B	3B	HR	RBI	SF	SACHBP	BB	IBB	SO	SB	CS	GIDP	OBP	SLG	
1995	Bellingham	.155	26	71	2	11	3	0	0	8	1	0	1	2	0	14	0	1	.187	.197	
1996	San Jose	.000	2	5	0	0	0	0	0	0	0	0	0	1	0	1	0	0	.167	.000	
	Burlington	.000	1	4	0	0	0	0	0	0	0	0	0	0	1	0	0	1	.000	.000	
	Bellingham	.267	48	150	23	40	4	0	1	10	2	4	0	9	0	27	4	1	.304	.313	
1997	Bakersfield	.274	119	446	52	122	15	3	4	40	3	1	5	31	0	58	4	2	.326	.348	
1998	San Jose	.286	21	70	10	20	2	0	0	10	1	2	0	1	0	6	2	2	.292	.314	
	Shreveport	.235	59	196	18	46	7	0	0	13	1	3	4	18	3	30	0	5	.311	.270	
	Fresno	.182	4	11	1	2	1	0	0	1	0	0	0	1	1	4	0	0	.250	.273	
1999	Fresno	.254	17	63	9	16	2	0	2	10	0	0	2	4	0	11	0	1	.319	.381	
	Shreveport	.244	65	217	25	53	10	1	4	19	2	2	2	9	0	34	0	2	.278	.355	
	San Jose	.315	19	73	10	23	3	0	2	14	1	0	1	6	0	15	0	0	.370	.438	
2000	Shreveport	.286	108	398	50	114	21	1	4	32	2	10	6	34	2	55	2	3	.350	.374	
2001	Fresno	.274	115	394	56	108	23	3	8	36	2	3	4	19	0	65	2	3	.313	.409	
	SAN FRANCISCO	.500	3	4	0	2	0	1	0	2	0	0	0	0	0	0	0	0	.500	.000	
2002	SAN FRANCISCO	.279	53	136	17	38	10	0	2	14	0	3	2	14	2	20	0	0	.355	.397	
2003	SAN FRANCISCO	.260	66	200	22	52	10	2	4	29	2	3	2	14	1	39	1	0	.312	.390	
2004	SAN FRANCISCO	.227	64	172	19	39	7	3	6	23	1	4	2	17	3	31	2	0	.302	.407	
2005	SAN FRANCISCO	.226	34	93	18	21	8	0	1	7	0	2	1	9	1	25	1	0	.301	.344	
	SEATTLE	.241	42	108	14	26	4	0	2	8	0	3	1	7	0	25	0	0	.293	.333	
2006	Colo. Springs	.167	10	36	0	6	2	0	0	2	0	0	0	4	0	9	0	0	.250	.222	
	COLORADO	.247	65	223	23	55	16	3	7	43	1	2	4	11	1	49	4	3	.293	.439	
2007	COLORADO	.255	113	396	47	101	22	1	8	47	1	6	6	34	1	73	2	1	.323	.376	
2008	COLORADO	.246	70	236	19	58	17	0	6	31	3	5	5	12	0	44	0	4	.293	.394	
2009	Colo. Springs	.267	4	15	1	4	0	0	0	1	0	0	0	1	0	0	0	0	.313	.267	
	COLORADO	.291	64	213	27	62	11	1	2	31	4	3	1	21	5	42	1	1	.351	.380	
2010	SAN DIEGO	.271	95	325	31	88	14	0	7	37	1	1	3	33	2	67	7	5	.343	.378	
2011	TEXAS	.273	113	396	40	108	27	1	7	37	2	1	0	20	0	65	0	2	.306	.399	
2012	TEXAS	.236	49	161	16	38	8	0	3	12	2	3	2	14	0	31	1	1	.302	.342	
	New Hampshire	.417	4	12	1	5	0	0	0	1	0	0	0	3	0	1	1	0	.533	.417	
	TORONTO	.214	10	28	3	6	0	0	1	2	0	0	0	2	0	7	0	0	.267	.321	
	MILWAUKEE	.000	5	5	0	0	0	0	0	0	0	0	0	1	0	2	0	0	.167	.000	
Minor League Totals		.264	622	2161	258	570	93	8	25	197	15	25	25	143	6	331	15	20	.65	.315	.349
Major League Totals		.257	846	2696	296	694	154	12	56	323	17	36	29	209	16	520	19	17	.94	.316	.386

TORREALBA

DIVISION SERIES RECORD

YEAR	CLUB	AVG	G	AB	R	H	2B	3B	HR	RBI	BB	SO
2003	SAN FRANCISCO vs. Florida	.000	2	3	0	0	0	0	0	1	0	0
2007	COLORADO vs. Philadelphia	.500	3	10	3	5	1	0	0	3	2	0
2009	COLORADO vs. Philadelphia	.357	4	14	1	5	2	0	1	4	0	5
2011	TEXAS vs. Tampa Bay	.000	1	3	0	0	0	0	0	0	0	0
Totals		.333	10	30	4	10	3	0	1	8	2	5

LEAGUE CHAMPIONSHIP SERIES RECORD

YEAR	CLUB	AVG	G	AB	R	H	2B	3B	HR	RBI	BB	SO
2007	COLORADO vs. Arizona	.200	4	15	2	3	1	0	1	4	2	5
2011	TEXAS vs. Detroit	.444	3	9	1	4	1	0	0	0	0	3
Totals		.292	7	24	3	7	2	0	1	4	2	8

WORLD SERIES RECORD

YEAR	CLUB	AVG	G	AB	R	H	2B	3B	HR	RBI	BB	SO
2007	COLORADO vs. Boston	.143	4	14	0	2	0	0	0	1	0	1
2011	TEXAS vs. St. Louis	.400	3	5	0	2	0	0	0	0	1	2
Totals		.211	7	19	0	4	0	0	0	1	1	3

CAREER FIELDING

C	CLUB	PCT	G-GS	PO	A	E	TC	DP
2001	SAN FRAN.	1.000	3-1	8	0	0	8	0
2002	SAN FRAN.	.993	53-40	269	20	2	291	3
2003	SAN FRAN.	.997	66-52	365	29	1	395	3
2004	SAN FRAN.	.995	59-45	349	18	2	369	4
2005	SAN FRAN.	1.000	27-24	147	16	0	163	1
	SEATTLE	1.000	41-36	225	18	0	243	2
2006	COLORADO	.987	63-61	337	34	5	376	7
2007	COLORADO	.991	112-105	679	56	7	742	7
2008	COLORADO	.996	67-64	433	26	2	461	4
2009	COLORADO	1.000	64-61	505	27	0	532	2
2010	SAN DIEGO	.996	92-89	681	45	3	729	5
2011	TEXAS	.988	98-95	685	38	9	732	4
2012	TEXAS	.995	49-46	377	18	2	397	1
	TORONTO	1.000	9-7	52	3	0	55	1
	MILWAUKEE	1.000	2-0	3	0	0	3	0
Totals		.994	805-726	5115	348	33	5496	44



2 TROY TULOWITZKI SS

Ht: 6-3 Wt: 215 B/T: R/R Age: 28/29
 Born: Oct. 10, 1984 in Santa Clara, CA Residence: Santa Clara, CA
 Major League Service: 6.033 Contract: Through 2020
 Obtained: Selected in the 1st round (7th) of 2005 Draft out of Long Beach St.

COLORADO

HIGHLIGHTS

Became the second National League shortstop to have a 30 HR/100 RBI season in 2011, joining the Cubs' Ernie Banks (5 times)...awarded both a Rawlings Gold Glove Award® and Louisville Slugger® Silver Slugger Award™ for the second-consecutive season in 2011, becoming the third NL shortstop to win both awards in consecutive seasons since the Silver Slugger Award was first awarded in 1980, joining Barry Larkin (1995-96) and Edgar Renteria (2002-03)...was the only player in the Major Leagues to be awarded both a Gold Glove and Silver Slugger, and be named an All-Star in both 2010 and 2011...joined Ryan Howard and Albert Pujols as the only players to finish in top-10 of NL MVP voting in each of three-straight seasons from 2009-11 (5th in 2009 and 2010, 8th in 2011)...is the youngest NL shortstop to win multiple Gold Glove Awards since Ozzie Smith won his second in 1981...named the NL Player of the Month for September 2010 for the first time in his career after leading the Majors with 15 homers, 40 RBI and 30 runs...the 15 homers set a Rockies franchise record for most in a single month and he became the second Major League player to hit 14 homers over 15 games (9/3-18) since 1900...became the second player in MLB history to have 15 homers and 40 RBI in September (Babe Ruth-17 HR, 43 RBI in September of 1927)...hit fifth cycle in Rockies history, 8/10/09 vs. CHC; in that game he became first shortstop in MLB history to go 5-for-5 (or better) and have at least 7 RBI...hit 24 home runs in 2007, the most ever by an NL rookie shortstop...on 4/29/07, turned the 13th unassisted triple play in MLB history...made MLB debut, 8/30/2006 vs. NYM; first hit (single) the next day vs. Mets (Oliver Perez).

CAREER

- Tulowitzki is a two-time All-Star (2010-11), Rawlings Gold Glove Award® winner (2010-11) and Louisville Slugger® Silver Slugger Award™ winner (2010-11)...only Tulowitzki, Ryan Howard and Albert Pujols finished in the top-10 of the NL MVP voting in each of three-straight seasons from 2009-11.
- Despite being just 28 years old, Tulowitzki already has played the most games (741) as a Rockies shortstop in franchise history...his 744 total games played are also the seventh-most in franchise history.
- Is the Rockies all-time leader for a shortstop in nearly every offensive category, including: runs (471), hits (822), doubles (160), home runs (130), RBI (470), extra-base hits (313), stolen bases (53), batting average (.292), slugging percentage (.504) and OPS (.868).
- Since his rookie season of 2007, Tulowitzki leads all MLB shortstops in home runs (129), RBI (464) and slugging percentage (.512), while also owning the second-highest fielding percentage (.985 - Jimmy Rollins is first at .986), second-most total chances (3,517) and most double plays turned (505) among MLB shortstops.
- Tulowitzki earned his second-career Rawlings Gold Glove Award® in 2011 by leading all NL shortstops in fielding percentage (.991), double plays (98) and putouts per 9.0 (1.94) while finishing second in total chances per 9.0 (5.09) and assists per 9.0 (3.11)...his .991 fielding percentage in 2011 was the fourth-highest mark for a MLB shortstop since 2000...his 1.94 putouts/9.0 are the most for a MLB shortstop since Mike Bordick had a 2.05 PO/9 in 1995 with Oakland.
- Offensively, Tulowitzki notched his second-career Louisville Slugger® Silver Slugger Award™ in 2011 by leading all NL shortstops in doubles (36, T-1st), home runs (30), RBI (105), slugging (.544), OPS (.916) and extra-base hits (68).
- In 2009 became first shortstop in franchise history to lead club in home runs (32), RBI (92), total bases (300) and runs (101)...in 2011 he became the first shortstop in franchise history to lead the club in home runs, RBI, hits and slugging.
- Earning their first Louisville Slugger® Silver Slugger Award™ and Rawlings Gold Glove Award®, Tulowitzki and teammate Carlos Gonzalez became the third and fourth Rockies to collect both awards in the same season (Helton-'01, '02; Walker-'97, '99).
- Turned an unassisted triple play in 2007 and hit for the cycle in 2009...joins John Valentin as only two players in history with an unassisted triple play and a cycle.

2012

HIGHS AND LOWS

CAREER

3, 3x, last: May 28 vs. HOU	Hits	5, 2x, last: August 10, 2009 vs. CHC
1, 8x, last: May 28 vs. HOU	Home Runs	2, 6x, last: August 27, 2011 at LAD
4, May 23 at MIA	RBI	7, 2x, last: September 15, 2010 vs. SD
9, 2x, last: May 21-30	Hit Streak	12, August 16-27, 2007
2, 6x, last: May 28 vs. HOU	Runs	4, 3x, last: September 29, 2010 vs. LAD
1, 8x, last: May 30 vs. HOU	Doubles	2, 15x, last: August 19, 2011 vs. LAD
1, 2x, last: May 1 vs. LAD	Triples	1, 21x, last: May 21, 2011 at MIL
7, May 28 vs. HOU	Total Bases	11, August 10, 2009 vs. CHC (Cycle)
2, 2x, last: May 14 at SF	Walks	4, April 24, 2009 vs. LAD
2, 2x, last: April 14 vs. ARI	Strikeouts	4, 2x, last: June 10, 2007 at BAL
1, 2x, last: May 30 vs. HOU	Stolen Bases	2, 2x, last: June 5, 2010 at ARI

- In September he hit 15 homers and drove in 40 runs to become the first MLB player to hit those numbers in a single month since Babe Ruth did so in 1927 (17 HR, 43 RBI), (Source: Elias).
- Hit 32 homers in 2009, just the sixth 30-homer season by an NL shortstop all-time (30 HR in 2011 is the 7th)...recorded just the sixth 20-20 (32 HR-20 SB) year by a Rox player in 2009, the first infielder ever to do so.
- Owns four of the top five spots in fielding percentage (2007, 2009-2011) by a Rockies shortstop for a single season including setting the club-record (.991) in 2011.
- Led MLB shortstops in both slugging percentage and fielding percentage in each of the 2010-2011 seasons...his .546 slugging percentage since 2010 is by far the highest for a Major League shortstop since 2010 (Jose Reyes 2nd at .450).
- Prior to 2012 when he didn't play after the break, Tulowitzki hit over .300 after the All-Star break in each of four-straight seasons (2008-2011), including a career-high .356 in 2011...is a career .321 hitter after the All-Star break, compared to .267 prior to the break.
- Has the third-most at-bats as the Rockies clean-up hitter in franchise history (Galarrage 1,855 AB, Helton 1,829 AB)...is a career .312 (408-for-1307) hitter with 74 home runs and a .558 SLG in 341 games hitting No. 4 in the order.
- One of four players in franchise history with multiple five-hit games as a Rockie (8/10/09 vs. CHC and 7/21/08 vs. LAD).
- Is the only player in Colorado history to start on Opening Day three times before age 25.
- At 21 years, 324 days, in his MLB debut, he was the third-youngest position player in club history.
- Has been awarded the Rockies' Most Valuable Player by the local BBWAA chapter of Denver twice in his career (2009 and 2011)...he also won the Rookie of the Year award by the local chapter in 2007.
- Has played in four postseason series and 15 playoff games (.211 average, one home run and six RBI)...has started all of the Rockies playoffs games at shortstop since 2007.

OPENING DAY: 6 Starts

Rockies 2007-2012, SS

ACCOLADES

MVP Voting: 4 times
 NL (2011-8th place)
 NL (2010-5th place)
 NL (2009-5th place)
 NL (2007-18th place)
 Rookie of the Year Voting:
 NL (2007-2nd place)
 Silver Slugger: Twice
 NL SS (2010-11)
 Gold Glove: Twice
 NL SS (2010-11)
 NL All-Star: Twice
 2010-11

RANKINGS (ROCKIES)

Hits (7th-822)
 Runs (7th-471)
 Doubles (8th-160)
 Home Runs (6th-130)
 RBI (8th-470)
 Extra-base hits (7th-313)

LEAGUE LEADERS-NL

RBI: 2011 (5th-105)
 Slugging: 2011 (6th-.544)
 OPS: 2011 (6th-.916)
 Fielding pct.:2011 (1st-.991)
 Slugging: 2010 (4th-.568)
 Average: 2010 (4th-.315)
 OPS: 2010 (4th-.949)

TULOWITZKI

2012:

- Had an injury plagued 2012 season, as he played in by far his fewest games (47) in his six full MLB seasons.
- Suffered a strained left groin on 5/30 vs. HOU and would never return to the Majors...was later diagnosed with Hockey/Baseball Pitcher Syndrome, which is a type of athletic pubalgia or core injury to his left groin...had surgery on 6/21 in Philadelphia, performed by Dr. William Meyers.
- Played in three rehab games for Triple-A Colorado Springs, batting .300 (3-for-10) with 1 double, 1 home run and 2 RBI...played in six rehab games for Double-A Tulsa, batting .353 (6-for-17) with 1 double, 2 home runs and 4 RBI.
- Hit .287 (52-for-181) with 8 doubles, 2 triples, 8 home runs, 27 RBI and an .846 OPS (.360 OBP, .486 SLG) in 47 games prior to the injury...was hitting far better vs. right-handers (.333) than left-handers (.173)...is a career .308 hitter vs. LHP and a .286 hitter vs. RHP.
- Hit safely in each of his final nine games of the season (5/21-30) at .389 (14-for-36) with 4 doubles, 4 home runs, 11 RBI and 10 runs.
- Ranks in the Rockies top-10 in franchise history in: hits (822, 7th), runs (471, 7th), doubles (160, 8th), home runs (130, 6th) and RBI (470, 8th).
- Despite missing the majority of the season, Tulowitzki still leads all MLB shortstops in home runs (129) since his rookie season of 2007.

2011: Had another historic season for the Rockies in 2011, which follows up two consecutive top-five finishes in the National League MVP voting in 2009 and 2010...Tulowitzki was named to the 2011 NL All-Star team, his second selection (2010), and earned the start at shortstop for the league...set several new career-high marks, including: doubles (36), RBI (105) and extra-base hits (68) in his 143 games...Tulowitzki was the Rockies leader in nearly every offensive category in 2011, including: hits (162), doubles, home runs (30), RBI, extra-base hits, batting average (.302), slugging percentage (.544) and OPS (.916)...notched the first career 30 HR/100 RBI season of his career...according to Elias, Tulowitzki is second NL shortstop with a 30/100 season in NL history, joining the Cubs' Ernie Banks (5 times)...became just the third NL shortstop to have 100 RBI in a single season since 2000...Tulowitzki's 105 RBI in 2011 were just shy of Hanley Ramirez's 106 RBI for the most RBI by an NL shortstop this century...earned his second-consecutive (second career) Louisville Slugger® Silver Slugger Award™ by leading all NL shortstops in doubles (T-1st), home runs, RBI, slugging percentage, OPS, extra-base hits and total bases...additionally earned his second-consecutive (second career) Rawlings Gold Glove Award® by leading all NL shortstops in fielding percentage (.991), double plays (98) and put outs per 9.0 innings (1.94)...became the third NL shortstop to win both the Gold Glove and Silver Slugger awards in consecutive seasons since the Silver Slugger Award was first awarded in 1980, joining Barry Larkin (1995-96) and Edgar Renteria (2002-03)...Tulowitzki's .991 fielding percentage in 2011 is the fourth-highest fielding percentage for a MLB shortstop since the turn of the century...additionally, Tulowitzki set a career-high with his 1.94 put outs per 9.0 innings this season...in fact, Tulowitzki's 1.94 put outs/9.0 innings is the highest mark for a Major League shortstop since Mike Bordick had a 2.05 put outs per 9.0 innings average in the 1995 season with Oakland...led Colorado with 53 multi-hit games, including 11 games with three-plus hits (tied Carlos Gonzalez)...his 53 multi-hit games were the seventh-most in the National League...hit a home run in each of the four games of the Rox series at NYM 4/11-14...became the first player to hit a home run in each game of a 4-game series at Mets Citi Field (and will be only playing in the stadium's original dimensions)...Tulowitzki ranked in the top-10 of several categories among NL players in the three seasons from 2009-11, including: home runs (89, 8th), RBI (292, 7th), batting average (.304, 8th), slugging (.554, 4th), OPS (.931, 5th) and extra-base hits (196)...batted .356 with 48 RBI after the All-Star break...had a Major League-best 164 RBI post-All-Star break from 2009-11...averages an MLB-best 4.26 at-bats per RBI after the All-Star break since 2009, and a 4.78 AB-RBI rate after the break since 2007 (5th-best in MLB since 2007).

2010: Had a second consecutive highly productive season in 2010 that resulted in his first career National League All-Star selection...earned his first career Rawlings Gold Glove Award® in 2010 after leading all NL shortstops in fielding

percentage (.984), double plays (103), total chances per 9.0 innings (5.15) and putouts per 9.0 innings (1.78)...also earned his first Louisville Slugger® Silver Slugger Award™ in 2010 after leading all MLB shortstops in average (.315), home runs (27), RBI (95), game winning RBI (16), go-ahead RBI (28) and slugging percentage (.568)...Tulowitzki was the first NL shortstop to lead all NL SS in both slugging percentage and fielding percentage since Jay Bell with Pittsburgh in 1993...posted a batting line of .315 (148-for-470) with 32 doubles, three triples, 27 home runs, 95 RBI, 89 runs scored, a .381 on-base percentage and a .568 slugging percentage...his .949 OPS in 2010 is a new career high...set career highs in average, on-base and slugging as well...finished in the top-5 of the NL in average (4th), slugging (4th), OPS (4th) and at bats per RBI (4.95, 2nd)...finished the season by posting one of the most productive September's in Major League history...in September he hit .322 (37-for-115) with six doubles, two triples, 15 home runs, 40 RBI, 30 runs scored and an .800 slugging percentage...the only other Major League player to equal or exceed Tulowitzki's totals in both home runs and RBI during September was Babe Ruth, who did it in 1927 (17 HR, 43 RBI), (Elias)...Tulowitzki is also just the sixth player to have at least 40 RBI in a single month in the Majors since 1954...Tulowitzki's 15 home runs and 40 RBI in September set new franchise records for most home runs and RBI in a single month...the previous records were 12 home runs (5 players) and 39 RBI (Dante Bichette in June 1996)...led all Major League shortstops in average, on-base percentage, slugging, OPS, home runs and RBI...led the club with both 16 game-winning RBI and 28 go-ahead RBI...finished sixth in the NL in game-winning RBI and fifth in go-ahead RBI...batted .323 (76-for-235) with 18 home runs and 61 RBI after the break...61 RBI after the break led the NL.

2009: Finished his third Major League season with a .297 batting average (161-for-543) with 32 home runs and 92 RBI...became the first shortstop in club history to lead the club in the following categories: homers, RBI, total bases (300) and runs (101)...posted the second-best fielding percentage (.986) by a shortstop in club history, just short of his own record (.987 in 2007)...ranked second among NL shortstops in fielding percentage, trailing only Jimmy Rollins (.990)...led all MLB shortstops in home runs...hit .344 in the second-half (led Rox, 4th in NL)...had 55 RBI after the All-Star break, 16 of which were go-ahead (led Rox in both categories after the break)...recorded career-high 20 stolen bases and became the second Rox shortstop with double-digit home runs and stolen bases in a season (also: Neifi Perez, 1999); recorded just the sixth 20-20 (HR-SB) season by a Rockies player, the first infielder to do so...had career-best nine triples, which were the most by any player in the Majors who hit at least 30 home runs...ranked second on the club in steals but led the team in caught stealing (11)...led the team with 19 infield hits and also had four bunt singles...drew career-best 73 walks and struck out fewer times (112) than in his rookie season (130 K's in 2007)...finished the season hitting cleanup, going 67-for-195 (.344) with 12 homers and 41 RBI from that spot; the club went 31-19 when he started in the No. 4 slot...on the Opening Day roster for the third time; became the only player in Colorado history to start on Opening Day three times before his 25th birthday...hit homers in each of his first two games of the season; hit one homer off each of the D-Back's All-Star starters Brandon Webb and Dan Haren...first career multi-homer (2) game 6/23 at LAA...hit the fifth cycle in club history 8/10 vs. CHC - 6th in MLB in '09, 287th all-time...career highs in hits (5-for-5) and RBI (7) 8/10 vs. CHC; first shortstop in MLB history to go 5-for-5 (or better) and have at least seven RBI in a game...third career walk-off hit 8/25 vs. LAD; walkoff single in 10th inning...hit career-best 25th home run 9/12 at SD...returned to lineup 9/11 and led club with .394 average (13-for-33), 5 HR's, 6 RBI on nine-game road trip (9/11-20); hit home runs in career-best four straight games, 9/15-19 to become first player to homer as a shortstop in four consecutive games since Miguel Tejada (2005 Orioles) and first NL shortstop to do so since Rich Aurilia (2001 Giants)...hit safely in 16 of final 19 games (.411, 30-for-73), 8 HR's in that span, leading the Rockies to clinch the franchise's second NL Wild Card in three years (since 2007)...named NL Player of the Week (week ending Sept. 20)...143 of his 151 games in the field were error-free.

2008: In a season interrupted by two stints on the disabled list, Tulowitzki hit .263 with 24 doubles, 8 home runs and 46 RBI in 101 games...led all NL shortstops after the All-Star break with a .327 avg. (74-for-226); also hit 5 homers and recorded 30 RBI in 62 games in the second half...struggled at the outset of the season, hitting .152 (16-105) with one home run and 11 RBI in his first 26 games before going the DL with a left quadriceps tendon tear (sustained while fielding a groundball in the 1st inning 4/29 at SF)...started 25 of the club's first 27 games at shortstop and his 96 assists led all MLB shortstops when the injury occurred...despite his struggles, he delivered two of the team's three last-at bat wins in April; on 4/17 at SD, he drove in the winning run in the 22nd inning of a 2-1 Rockies win, and on 4/24 vs. the CHI, he drove in the game-deciding run in the 8th inning on an RBI-fielder's choice groundout...reinstated from DL on 6/20 after missing 46 games (club went 20-26 in that span)...played just 13 games before landing on the DL again, this time with a laceration on his right hand; sustained when his bat shattered after pounding it into the ground after being removed from game 7/4 vs. FLA...returned to the lineup 7/21 vs. LAD and set a career-high with five hits (5-for-5) in that game...posted a .984 fielding pct. (3rd all-time by Rockie SS) (509 total chances, 311 assists)...became only the second Rockie to make two Opening Day starts for the club under the age of 24 (2B Roberto Mejia was 21 and 22 in both of his starts from 1994-95)...suffered strained left quad 4/29 at SF after throwing off-balance to first base then aggravating it two batters later while charging Aaron Rowand's groundball in the 1st inning.

2007: Beyond producing one of the best rookie seasons in franchise history, Tulowitzki was a key member of the 2007 World Series team because of his clutch hits and defensive plays...batted .291 with 24 home runs and 99 RBI in 155 games...his 99 RBI is the most in a season by a shortstop since Miguel Tejada had 150 RBI for Baltimore in 2004...the last NL shortstop with more RBI than Tulowitzki in a campaign was St. Louis' Edgar Renteria when he had 100 RBI in 2003...just one Rockie had more home runs than Tulowitzki (15) after the All-Star break (Holliday, 21)...his 24 home runs ranked as third-most among all Major League rookies, while his .291 average was the third-highest qualifying figure for all big league rookies...started 155 of the club's 163 games at shortstop, including each of the final 61 contests...had 21 go-ahead RBI, tied third-most among Rockies behind only Matt Holliday (30) and Brad Hawpe (23)...Todd Helton also had 21 go-ahead RBI on the club...22 of his 24 home runs came over the season's final four months...had a .297 (86-for-290) average when hitting in the No. 2 spot in the batting order...31 of his 99 RBI (31.3%) came in the 7th inning or later...at 22 years, 174 days old on 4/2, he was the second-youngest Opening Day starter in Rockies history...only second baseman Roberto Mejia was younger for his starts in both 1994 and 1995...joined Clint Barmes (2005) as the only rookies ever to start an opener at shortstop for Colorado...sat for three consecutive games 4/21-23, but would start 139 of club's final 143 games beginning 4/24...in that 4/24 game at NYM, hit an RBI triple off Billy Wagner in the 10th inning to give Colorado a brief 1-0 lead...turned an unassisted triple play on 4/29 vs. ATL...did not go more than two straight games in May without a hit, batting .303 (33-for-109) for the month...had his most productive month in August, batting .333 (40-for-120) with 6 homers, 8 doubles, 25 RBI and 18 runs scored in 29 games...was named the

HIT STREAKS OF 10+ GAMES (5)

12, August 16-27, 2007
11, May 16-27, 2010
10, August 19-29, 2010
10, July 25-August 4, 2009
10, April 27-May 7, 2007

NL Rookie of the Month for August, leading all NL rookies in RBI and hits (40)...posted a career-high 12-game hit streak 8/16-27...homer on 8/10 at Philadelphia was his 20th of the season, passing Ernie Banks' 1954 total for most ever by an NL shortstop...hit .367 (11-for-30) with runners in scoring position in September...hit his first career grand slam on 9/29 vs. ARI off Dustin Nippert...batted .295 (26-for-88) with 5 home runs and 19 RBI over his final 21 games...was a home run shy of hitting for the cycle in the tiebreaker game on 10/1 vs. SD...tied his career high with four hits as he went 4-for-7 with 3 runs scored, 2 doubles, one triple and one RBI...scored the game-tying run in the 13th inning...prior to the season was named the 2007 Abby Greer Award winner during Spring Training.

Getting Defensive As a rookie, Tulowitzki led all qualifying Major League shortstops with a .987 fielding percentage, slightly better than Omar Vizquel...he also led all big league shortstops in total chances (834), assists (561), putouts (262) and double plays (114)...he was awarded the 2007 *Fielding Bible Award* for Best-Fielding shortstop in the Majors.

2006: Spent most of the year with Double-A Tulsa, but made his MLB debut for Colorado in late August...it was just his second professional season, as he had never played above the Single-A level prior to '06...in fact, he had played just 126 minor league games before being called to the big leagues...batted .240 with one home run and 6 RBI in 25 games for Colorado...at the time of his MLB debut, he was 21 years, 324 days old, making him the third-youngest position player in franchise history and fifth-youngest overall...only Juan Uribe (21.261) and Roberto Mejia (21.092) had been younger when making their Rockies debut...Tulowitzki reached the Majors in the shortest span of time between draft day and debut of any position player in Rockies history (one year, 83 days)...among Rox draft picks, only right-handed pitcher Craig House (one year, 65 days) made it to the Majors in a shorter span of time...he became just the sixth player from the 2005 draft to appear in the Majors, and just the second position player (also Washington's Ryan Zimmerman)...Tulowitzki was the sixth player to be the Rockies' first overall amateur draft pick and appear in the big leagues for the club...was selected to the U.S. roster of this year's Futures Game on 7/9 in Pittsburgh, walking in his only plate appearance...had his contract purchased from Tulsa after Rockies game on 8/29 vs. NYM...started 23 of the club's final 31 games at shortstop...team went 11-12 in his starts...made his MLB debut as starting shortstop on 8/30 vs. NYM, going 0-for-4 with 3 strikeouts...recorded first MLB hit on 8/31 vs. NYM with an infield single off Oliver Perez in the 3rd inning...posted first big league RBI on fielder's choice 9/1 at LAD...went 4-for-4 with a double and walk on 9/3 at LAD, his first career multi-hit game...went 2-for-4 next night, 9/4 at SD, with his first MLB home run, a solo shot to center field in the 4th inning at PETCO Park off Woody Williams...spent the rest of the year with Double-A Tulsa, batting .291 with 13 home runs and 61 RBI over 104 games...despite playing in just 104 of the playoff club's 139 games, still ranked among team leaders in doubles (3rd, 34), runs (T-3rd, 75), home runs (4th), walks (T-4th, 46) and RBI (5th, 61)...was part of a Drillers club that won the first half title in the North Division, but was called up to the big league club just prior to the Texas League playoffs...hit leadoff during his time with Drillers...was starting shortstop for North Division squad in Texas League All-Star Game on 6/20 at Little Rock's Ray Winder Field; went 1-for-4 in the game...named third-best prospect in the Texas League following the season...was selected to play for Grand Canyon Rafters in Arizona Fall League following the season, batting .329 (26-for-79) with one homer and 10 RBI...was named the AFL's No. 1 prospect by *Baseball America*.

MINOR LEAGUES 2005: Saw his first professional action with High-A Modesto, batting .266 with 4 home runs and 14 RBI in 22 games...was limited by a strained left quad muscle that was suffered on 8/2, but returned near season's end and appeared in all five Modesto playoff games...rated as the organization's No. 2 prospect following the season by *Baseball America*...tabbed as being best defensive infielder and having best infield arm among Rockies prospects by the same publication...became just the 12th player in franchise history to be a part of Major League spring camp the year after being drafted...of those 12, was just third non-pitcher/catcher in the group (also Todd Helton and Jeff Baker)...selected in first round of draft on 6/7, and was officially signed after completing a physical on 6/10...worked out at Coors Field on 6/11...reported to Modesto shortly thereafter and went 0-for-4 as shortstop in his pro debut on 6/21 vs. High Desert...recorded first pro hit in third game on 6/23 vs. Lancaster, a game-winning RBI single in the 8th inning...hit first home run on 7/1 at San Jose, a two-run blast off Giants farmhand Ryan Sadowski...sustained a strained left quad muscle during game on 8/2 at Bakersfield and would miss a month on the disabled list.

POSTSEASON: Started at shortstop and batted from the cleanup spot in all four games of the 2009 NLDS vs. Philadelphia...had an RBI in 3 of the 4 games...went 2-for-4 and drove in the Rockies' only run of the game in the 9th inning of Game 1 at Philly...also had a double in Game 4, but made the final out of the series as he struck out against Brad Lidge...started all 11 games for the Rox in his first trip to the postseason in 2007...4 of his 8 postseason hits went for extra-bases...had 2 multi-hit contests, including a 2-for-3 with 2 doubles performance in Game 1 of the World Series at Boston; drove in Rox' only run of that game with a double on the first World Series pitch he saw...struggled with RISP, going 1-for-14 but still managed 2 RBI...went 2-for-5 with a double and a home run in Game 2 of the LCS at Philadelphia...reached base in 7 straight games from Game 1 of the LCS through Game 3 of the World Series.

COLLEGE: A three-year starter at Long Beach State, Tulowitzki was a two-time All-American and three-time All-Big West selection...prior to being drafted, was ranked as fourth-best overall prospect by *Baseball America*, in addition to being labeled as having best arm strength among all collegiate position players...batted .310 with 20 home runs and 48 multi-hit contests in 155 career games for the Dirtbags, becoming just the sixth player in program history to clear the 20-homer plateau...helped lead Long Beach State to consecutive NCAA Super Regionals in 2004-05, earning First Team All-Big West in each of those two campaigns...was named Most Outstanding Player at 2004 Palo Alto Regional after hitting three key home runs against Stanford...batted a team-best .349 with 8 home runs and 29 RBI in 39 games in 2005...missed 20 games during his final collegiate season after surgery on the hamate bone in his left hand...was named a First-Team All-Big West selection and a Third-Team All-American by Collegiate Baseball after the '05 season...hit .317 with team-high 7 home runs in 2004, posting a .491 slugging percentage...in his first season in 2003, led team with 44 RBI, believed to be first Long Beach freshman to accomplish that feat since full records began being kept in the 1980's...majored in kinesiology at Long Beach State...during summer of 2004, was starting shortstop for a Team USA that won the gold medal as part of world championships in Taiwan.

PERSONAL: Troy Trevor Tulowitzki...married his high school sweetheart, Danyll, during the Fall of 2009...his father, Ken, was his best man at the ceremony...Troy graduated from Fremont High School in Sunnyvale, CA, in suburban San Jose...earned four varsity letters in baseball and two in basketball...twice named Second-Team All-State in baseball and was a three-time team MVP...batted .519 as a senior and .536 as a junior...went 15-1 on the mound his junior year...was a league MVP in basketball, where he was Second-Team All-State and team MVP...averaged 22.6 points in basketball his senior year...named Fremont High Athlete of the Year in 2002...signed with Rox June 10, 2005 (Todd Blyleven).

TULOWITZKI'S CAREER RECORD

Year	Team	AVG	G	AB	R	H	2B	3B	HR	RBI	SAC	SF	HBP	BB	IBB	SO	SB	CS	GIDP	OBP	SLG
2005	Modesto	.266	22	94	17	25	6	0	4	14	0	0	2	9	0	18	1	0	2	.343	.457
2006	Tulsa	.291	104	423	75	123	34	2	13	61	1	5	10	46	3	71	6	5	8	.370	.473
	COLORADO	.240	25	96	15	23	2	0	1	6	1	0	1	10	3	25	3	0	1	.318	.292
2007	COLORADO	.291	155	609	104	177	33	5	24	99	5	2	9	57	3	130	7	6	14	.359	.479
2008	COLORADO	.263	101	377	48	99	24	2	8	46	2	2	2	38	5	56	1	6	16	.332	.401
	Modesto	.333	5	12	3	4	3	0	0	1	0	1	0	5	0	2	0	0	0	.500	.583
	Colo. Springs	.429	2	7	2	3	1	0	0	1	0	0	0	1	0	1	1	0	1	.500	.571
	Tulsa	.333	5	21	5	7	0	0	2	3	0	0	0	3	0	1	0	0	1	.417	.619
2009	COLORADO	.297	151	543	101	161	25	9	32	92	0	9	3	73	4	112	20	11	20	.377	.552
2010	COLORADO	.315	122	470	89	148	32	3	27	95	1	5	5	48	4	78	11	2	17	.381	.568
	Colo. Springs	.250	2	4	1	1	0	0	0	0	0	0	0	1	0	0	0	0	2	.400	.250
	Tulsa	.143	2	7	1	1	1	0	0	1	0	1	0	0	0	2	0	0	0	.125	.286
2011	COLORADO	.302	143	537	81	162	36	2	30	105	1	5	4	59	12	79	9	3	16	.372	.544
2012	COLORADO	.287	47	181	33	52	8	2	8	27	0	1	2	19	1	19	2	2	7	.360	.486
	Tulsa	.300	3	10	1	3	1	0	1	2	0	0	0	0	0	2	0	0	0	.300	.700
	Colo. Springs	.353	6	17	2	6	1	0	2	4	0	0	0	1	0	4	0	0	1	.389	.765
Minor League Totals		.291	151	595	107	173	47	2	22	87	1	7	12	66	3	101	8	5	15	.369	.487
Major League Totals		.292	744	2813	471	822	160	23	130	470	10	24	26	304	32	499	53	30	91	.364	.504

DIVISION SERIES RECORD

Year	Team	AVG	G	AB	R	H	2B	3B	HR	RBI	BB	SO
2007	COLORADO vs. Philadelphia	.167		12	1	2	1	0	1	2	1	5
2009	COLORADO vs. Philadelphia	.250		16	0	4	2	0	0	3	0	2
Totals		.214	7	28	1	6	3	0	1	5	1	7

LEAGUE CHAMPIONSHIP SERIES RECORD

Year	Team	AVG	G	AB	R	H	2B	3B	HR	RBI	BB	SO
2007	COLORADO vs. Arizona	.188	4	16	1	3	0	0	0	0	1	5

WORLD SERIES RECORD

Year	Team	AVG	G	AB	R	H	2B	3B	HR	RBI	BB	SO
2007	COLORADO vs. Boston	.231	4	13	1	3	2	0	0	1	2	5

CAREER TRANSACTIONS

- 2005: Selected by Colorado in the first round (seventh overall) of the June draft.
- 2008: Signed six-year contract with Colorado through 2013 on 1/23...on disabled list, 5/3-6/20 with left quadriceps tendon tear...on disabled list, 7/5-21 with right hand laceration.
- 2010: On disabled list, 6/18-7/27 with fractured left wrist...signed six-year contract extension through 2020 on 11/30.
- 2012: On disabled list, 5/31-10/4.

GRAND SLAMS (2)

DATE	OPP.	INNING	PITCHER
9/29/07	vs. ARI	5	Dustin Nippert
9/15/08	vs. SD	4	Wade LeBlanc

MULTI-HOME RUN GAMES (6)

NO.	DATE	OPP.	PITCHER(S)
2	6/23/09	at LAA	Sean O'Sullivan (2)
2	9/8/10	vs. CIN	Bronson Arroyo (2)
2	9/10/10	vs. ARI	D. Carrasco, Z. Kroenke
2	9/15/10	vs. SD	C. Richard, E. Mujica
2	9/18/10	at LAD	John Ely (2)
2	8/27/11	at LAD	Billingsley, Kuo

CYCLES (1)

August 10, 2009 vs. CHC (HR, 1B, 2B, 3B, 1B)

CAREER FIELDING

SS	CLUB	PCT	G-GS	PO	A	E	TC	DP
2006	COLORADO	.983	25-23	47	69	2	118	25
2007	COLORADO	.987	155-155	262	561	11	834	114
2008	COLORADO	.984	101-97	190	311	8	509	70
2009	COLORADO	.986	151-148	215	433	9	657	89
2010	G COLORADO	.984	122-122	211	388	10	609	103
2011	G COLORADO	.991	140-140	261	417	6	684	98
2012	COLORADO	.964	47-47	76	140	8	224	31
Career Totals		.985	741-732	1262	2319	54	3635	530

G - Rawlings Gold Glove

UNDER REVIEW

August 10, 2009 vs. Chicago Cubs

Instant replay was used for the first time at Coors Field on August 10, 2009. The Rockies felt that Troy Tulowitzki had hit a grand slam. Umpire Bill Welke called it foul. After reviewing replays, Welke's call was upheld. The instant replay official in New York ruled in favor of the umpires. Bob Davidson, the crew chief, had access to a field-level monitor controlled by an MLB technician in New York, who provided looks at all replay angles available from FSN Rocky Mountain and Comcast Chicago, both of which televised the game. What might have been a grand slam down the left-field line was ruled a foul ball before Tulowitzki singled later in the at-bat. The first official review lasted 4 minutes, 10 seconds.

Tulowitzki, who had already hit a home run in the game (1st inning), hit for the cycle that night. When he tripled in the 7th inning to complete the cycle it appeared that the non-home run call allowed him to hit for the cycle (since he collected a single in that at-bat instead of a grand slam). But Tulowitzki went on to hit another single in the 8th inning, finishing his night 5-for-5 with 7 RBI. Cubs manager Lou Piniella, who was happy the call was not ruled a grand slam, had this to say about Tulowitzki's performance: "What did he have, five hits? Seven RBI? And he just missed that one around the flagpole (reviewed play). I've never seen a guy drive in nine runs in a game. Thank God I didn't."





31 CHRIS VOLSTAD RHP

Ht: 6-8 Wt: 230 B/T: R/R Age: 26/27
 Born: September 23, 1986 Residence: Palm Beach Gardens, FL
 Major League Service: 4.019 Contract: Through 2013
 Obtained: Signed as a Minor League free agent on January 20, 2013

COLORADO

VOLSTAD

HIGHLIGHTS

Made at least 21 starts the last four seasons dating to 2009, including a career-best 30 starts in 2010 when he went 12-9 with a 4.58 ERA...owns a career groundball percentage of 63.8-percent...originally selected by the Marlins in the first round (16th overall) of the 2005 draft out of Palm Beach Gardens (Fla.) High School...was the Marlins Rookie of the Year in 2008, the same season he was named a Southern League All-Star... earned New York-Penn League All-Star honors in 2005...graduated from Palm Beach Gardens (Fla.) High School in 2005...went 7-2 with one save and a 0.41 ERA in 10 games as a senior, striking out 98 hitters and walking eight in 69.0 innings.

CAREER

- The Rockies are his fourth Major League organization...was drafted by Florida in the first round of the 2005 First-Year Player Draft and spent his first seven professional seasons as a Marlin (2005-2011)...was acquired by the Chicago Cubs on 1/5/12 in exchange for Carlos Zambrano...was acquired off waivers by Kansas City on 10/26/12 but spent just over a month as a Royal before electing free agency after being outrighted on 11/28/12...signed by Colorado to a Minor League deal on 1/20/13.
- Has made 124 career Major League appearances, 123 starts, prior to his 26th birthday...owns a 4.87 ERA (695.1 ip, 376 er) in his career...has three seasons with at least 150.0 innings pitched (2009-2011).
- Had a career-high 12 wins and 175.0 innings pitched with a 4.58 ERA in 2010 with the Marlins.
- Was named the Marlins' Rookie of the Year in 2008 after going 6-4 with a 2.88 ERA (84.1 ip, 27 er) in 15 games/14 starts...he jumped straight to the Majors from Double-A in 2008.

2012

- Began the season on the Cubs active roster but was optioned to Triple-A Iowa on 5/18 after starting the season 0-6 with a 7.46 ERA (41.0 ip, 34 er)...was recalled 7/3 and optioned again on 7/8...was recalled for a final time on 8/1 and spent the remainder of the season with the Cubs.
- Finished the season 3-12 with a 6.31 ERA (111.1 ip, 78 er) in 21 starts for Chicago...following his final recall, Volstad went 3-5 with a 5.18 ERA (66.0 ip, 38 er) in the 12 starts from 8/1 through the end of the season.
- Went 2-2 with a 3.72 ERA (36.1 ip, 15 er) in six starts during the month of August.
- Received zero or one run of support in 11 of his 21 starts...overall in his 21 starts he received just 37 runs of support (2.99 RSA)...received more than three runs of support just once (6 runs on 8/31 vs. SF).
- Made 12 starts with the Triple-A Iowa Cubs, going 3-5 with a 5.17 ERA (71.1 ip, 41 er).

2011: Volstad set a career mark with 117 strikeouts in his final season with the Marlins...after going 0-4 with a 5.01 ERA (13 ER/23.1 IP) in August, he posted a 2.32 ERA (8 ER/31.0 IP) in September - had four no-decisions in five starts, however...his 2.32 ERA in September was the second-lowest ERA he recorded in a month with at least five starts...he posted a 2.25 ERA in September of 2008...did not allow more than two earned runs in his last six starts, holding opponents to a .252 batting average...tossed a season-high 7.0 innings six times, last done September 23 at Milwaukee...began the year with the Marlins, but was optioned to Triple-A New Orleans, July 23...made three starts for the Zephyrs, going 1-1 with a 4.42 ERA (9 ER/18.1 IP) before being recalled August 12...hit .196 (9-for-46) at the dish for the Marlins.

2010: Posted a 12-9 record with two complete games and a 4.58 ERA in 30 starts for the Marlins...set career marks in victories, starts, complete games and innings pitched (175.0 IP)...tossed his first complete game of the season, and second of his career, May 1 vs. Washington, allowing one run on four hits...struck out a season-best eight...took losses in four-straight games, May 12-28, marking his longest losing streak of the season...produced a 3.43 ERA (15 ER/39.1 IP) in May, but was 2-4...went 4-0 in September with a 4.46 ERA (18 ER/36.1 IP) in six starts...broke camp with the big league club, but was optioned to Triple-A New Orleans, July 6...was 1-0 with a 3.18 ERA (6 ER/17.0 IP) in three starts before being

2012

HIGHS AND LOWS

CAREER

6, 2x, last: October 2 vs. HOU	Strikeouts	9, May 20, 2009 vs. ARI
10, 2x, last: September 27 at COL	Hits	10, 4x, last: September 27, 2012 at COL
7, September 27 at COL	Runs	8, June 14, 2011 at PHI
7, September 27 at COL	Earned Runs	8, June 14, 2011 at PHI
3, September 5 at WAS	Home Runs	4, June 14, 2011 at PHI
5, September 10 at HOU	Walks	5, 4x, last: September 10, 2012 at HOU
None	Complete Games	3, last: September 20, 2010 vs. STL
7.0, 2x, last: October 2 vs. HOU	Innings (Starter)	9.0, 3x, last: September 20, 2010 vs. STL
11.2, August 19-31	Scoreless Inning Streak	18.2, September 20-30, 2010
2, August 26-31	Win Streak	6, August 21-September 30, 2010
8, April 9-August 4	Losing Streak	13, August 14, 2011-August 14, 2012

recalled, July 25...following his recall on July 25, finished the season 8-1 with a 4.32 ERA...(37 ER/77.0 IP) in his last 13 starts...threw his second complete game of the year, third career, September 20 vs. St. Louis ... limited the Cardinals to just five hits in the 4-0 win...ended the season by winning his final six decisions to mark a career-best...win streak...in his eight starts during the streak, allowed just four home runs and had an ERA of 3.75 (21 ER/50.1 IP).

2009: Made his first Opening Day roster with the Marlins and went on to post a 9-13 record with a 5.21 ERA in 29 starts...tossed his first career complete game shutout, July 8 at San Francisco...had a 4.31 road ERA (37 ER/77.1 IP) compared to a 6.06 home ERA (55 ER/81.2 IP)...in five April starts, was 2-0 with a 2.67 ERA (19 ER/37.2 IP), limiting hitters to a .168 batting average...struck out nine batters, May 20 vs. Arizona, establishing a career-high...according to Elias Sports Bureau, his July 8 shutout at 22 years, nine months and 16 days old made him the third-youngest Marlin to turn the trick...Dontrelle Willis threw two shutouts five days apart in 2003, the first one at 21 years, 155 days old and Anibal Sanchez threw one at the age of 22 years, 191 days old in 2006.

2008: Began the campaign at Double-A Carolina, and was named a Southern League All-Star...called up to the majors July 6 at Colorado, and tossed 2.0 scoreless relief innings, allowing two hits, striking out two and earning his first career win...inserted into the Marlins starting rotation, July 11 at the Dodgers ...went 8.2 innings and allowed one run...he became the sixth player since 1971 to record a win in his first two major league appearances; one as a starter, the other as a reliever, and first since Doug Waechter in 2003...allowed only three home runs in 84.1 innings at the major league level...tossed a combined 175.1 innings between Double-A and the Marlins, the most innings in a single season in his pro career...went 4-4 with a 3.36 ERA in 15 starts for Carolina to begin the season.


MINOR LEAGUES: 2007: His 12 combined victories with Double-A Carolina and Single-A Jupiter tied him with Graham Taylor for most among Marlins minor leaguers...was second in the organization with 118 strikeouts and finished sixth with a 3.96 ERA...was second among Jupiter pitchers with 93 punchouts and 126.0 innings pitched...**2006:** Finished second among Marlins farmhands with 11 wins ... was fourth with a .579 winning percentage, 3.08 ERA and 152.0 innings pitched...**2005:** Named to the New York-Penn League All-Star Team ... was 3-2 with a 2.13 ERA in seven starts for Single-A Jamestown.

VOLSTAD'S CAREER RECORD

Year	Team	W	L	ERA	G	GS	CG	SHO	GF	SV	IP	H	R	ER	HR	HB	BB	IBB	SO	WP	BK
2005	GCL Marlins	1	1	2.33	6	6	0	0	0	0	27.0	25	14	7	1	2	4	0	26	1	0
2005	Jamestown	3	2	2.13	7	7	0	0	0	0	38.0	43	19	9	0	3	11	0	29	2	1
2006	Greensboro	11	8	3.08	26	26	0	0	0	0	152.0	161	73	52	12	6	36	1	99	6	0
2007	Jupiter	8	9	4.50	21	20	2	1	0	0	126.0	152	76	63	8	6	37	1	93	9	0
	Carolina	4	2	3.16	7	7	0	0	0	0	42.2	41	19	15	4	1	10	0	25	3	0
2008	Carolina	4	4	3.36	15	15	1	0	0	0	91.0	86	37	34	0	2	30	3	56	3	0
	FLORIDA	6	4	2.88	15	14	0	0	0	0	84.1	76	30	27	3	5	36	4	52	0	0
2009	New Orleans	0	1	6.75	1	1	0	0	0	0	4.0	5	3	3	2	0	2	0	7	0	0
	FLORIDA	9	13	5.21	29	29	1	1	0	0	159.0	169	100	92	29	3	59	3	107	8	0
2010	New Orleans	1	0	3.18	3	3	0	0	0	0	17.0	13	6	6	1	0	9	0	13	0	0
	FLORIDA	12	9	4.58	30	30	2	1	0	0	175.0	187	94	89	17	8	60	5	102	8	1
2011	New Orleans	1	1	4.42	3	3	1	1	0	0	18.1	20	9	9	1	0	9	0	14	1	0
	FLORIDA	5	13	4.89	29	29	0	0	0	0	165.2	187	96	90	23	1	49	6	117	2	1
2012	Iowa	3	5	5.17	12	12	0	0	0	0	71.1	86	48	41	7	4	19	0	52	0	2
	CHICAGO-NL	3	12	6.31	21	21	0	0	0	0	111.1	137	81	78	16	3	43	4	61	2	1
	Minor League Totals	36	33	3.66	101	100	4	2	0	0	587.1	632	304	239	36	24	167	5	414	25	3
	Major League Totals	35	51	4.87	124	123	3	2	0	0	695.1	756	401	376	88	20	247	22	439	20	3

CAREER TRANSACTIONS

- 2005: Selected by the Marlins in the first round (16th overall) of the 2005 First-Year Player Draft.
- 2008: Contract purchased from Minors by Florida, 7/6.
- 2009: Optioned to Triple-A, 8/28...recalled from Triple-A 9/9.
- 2010: Optioned to Triple-A, 7/6...recalled from Triple-A 7/25...suspended six games 9/13-20.
- 2011: Optioned to Triple-A, 7/23...recalled from Triple-A, 8/12.
- 2012: Acquired by Chicago Cubs in exchange for Carlos Zambrano, 1/5...optioned to Triple-A, 5/18...recalled from Triple-A, 7/3...optioned to Triple-A, 7/8...recalled from Triple-A, 8/1...acquired off waivers by Kansas City, 10/26...outrighted to Minors and elected free agency, 11/28.
- 2013: Signed to a Minor League deal by Colorado, 1/20.



12 RYAN WHEELER

INF

Ht: 6-3 Wt: 237 B/T: L/R Age: 24/25
Born: July 10, 1988 in Torrance, CA Residence: Torrance, CA
Major League Service: 0.076 Contract: Through 2013
Obtained: Trade with Arizona for LHP Matt Reynolds on November 20, 2012

R. WHEELER

COLORADO

HIGHLIGHTS

Made his MLB debut on 7/20 vs. Houston, also collecting his first hit that same game...was rated by *Baseball America* as Colorado's 10th-best prospect...named to the 2011 Southern League postseason All-Star Team and the 2009 Northwest League postseason All-Star Team...named the D-backs' Organizational Player of the Year in 2009 after hitting .361 with 21 doubles, 6 home runs and 41 RBI in 72 games at Rookies Yakima and Single-A South Bend...Originally selected by Arizona in the fifth round of the 2009 First-Year Player Draft.

2012

- Made his Major League debut on July 20 vs. Houston getting the start at third base. ...collected his first ML hit that saem game.
- Totaled eight extra-base hits in 50 big-league games after batting .351 (127-for-362) with 15 home runs and 90 RBIs in Triple-A Reno.
- Got his first ML RBI on 7/28 against the New York Mets with an RBI double...finished the game going 1-for-2 with a walk and two runs scored.
- On 8/18 at Houston, hit his first Major League home run off of Chuckie Fick in the 7th inning, a solo shot...Arizona would win the game 12-4
- Had a three-RBI game on 9/7 at San Diego going 2-for-4 at the plate with two doubles.
- Went 25-for-94 (.266) against right-handed pitchers while going 1-for-15 (.067) against lefties.
- Was named Pacific Coast League Player of the Week ending on 4/30...named a PCL Mid- and Postseason All-Star and a MiLB.com Organization All-Star.
- Following the season and the trade, was rated by *Baseball America* as Colorado's 10th-best prospect.

2011: Spent the entire season with Double-A Mobile, hitting .294 (141-for-480) with 30 doubles, 16 home runs and 89 RBI in 131 games...named to the Southern League postseason All-Star Team...ranked among the SL leaders in games played (4th), RBI (4th), hits (T5th), total bases (T6th, 223) and doubles (7th)...also led all SL third basemen in total chances (268)...made 109 appearances at third base, 16 at first and 2 as designated hitter...recorded five consecutive multi-hit games from July 17-22 and hit .522 (12-for-23)...named SL Player of the Week for July 18-24...batted .292 (31-for-106) with 9 doubles and 14 RBI in 28 games with Salt River in the Arizona Fall League...tied for fourth in the AFL in doubles and participated in the Rising Stars Game...was named AFL co-Player of the Week for Oct. 3-9 (also A's Michael Choice).

2010: Combined to hit .280 (149-for-532) with 28 doubles, 12 home runs and 67 RBI in 132 games with Single-A Visalia and Mobile...entered the season rated by *Baseball America* as the ninthbest prospect in the D-backs' organization and as having the Best Strike-Zone Discipline.

2009: Named the organization's Position Player of the Year for 2009, hitting .361 (95-for-263) with 21 doubles, 4 triples, 6 home runs and 41 RBI in 72 games between Rookie Yakima and Single-A South Bend...ranked among Northwest League leaders in on-base percentage (1st, .461), average (2nd, .363), slugging percentage (2nd, .538), doubles (T3rd, 20) and hits (T4th, 85)...was named to the NL postseason All-Star Team...selected as the NL Player of the Week for July 27-Aug. 2...named the organization's Player of the Month for August after posting a .382 (39-for-102) average with 13 doubles, a homer, 15 RBI and 15 runs scored...presented with the Win Clark Award for outstanding play during the 2009 season by Southern California residents by the Association of Professional Ballplayers of America.

PERSONAL: Ryan G. Wheeler...attended Loyola Marymount University...graduated from Torrance (Calif.) High School...Originally selected by Arizona in the fifth round of the 2009 First-Year Player Draft.

WHEELER'S CAREER RECORD

Year	Team	AVG	G	AB	R	H	2B	3B	HR	RBI	SF	SAC	HBP	BB	IBB	SO	SB	CS	GIDP	OBP	SLG
2009	Yakima	.363	64	234	44	85	20	3	5	36	2	0	7	37	3	28	7	4	4	.461	.538
	South Bend	.345	8	29	4	10	1	1	1	5	0	0	2	5	0	4	0	1	1	.472	.552
2010	Visalia	.284	113	465	62	132	25	2	9	57	1	0	5	35	2	98	3	1	15	.340	.404
	Mobile	.254	19	67	8	17	3	0	3	10	0	0	1	5	0	16	0	0	1	.315	.433
2011	Mobile	.294	131	480	69	141	30	2	16	89	2	0	4	45	7	102	3	4	14	.358	.465
	Reno	.351	93	362	56	127	27	4	15	90	9	0	2	26	2	67	3	1	9	.388	.572
ARIZONA		.239	50	109	11	26	6	1	1	10	1	0	0	9	0	22	1	0	4	.294	.339
Minor League Totals		.313	428	1637	243	512	106	12	49	287	14	0	21	153	14	315	16	11	44	.376	.482
Major League Totals		.239	50	109	11	26	6	1	1	10	1	0	0	9	0	22	1	0	4	.294	.339



27 TIM WHEELER

OF

Ht: 6-4

Wt: 205

B/T: L/R

Age: 25

Born: Jan. 21, 1988 in Sacramento, CA Residence: Sacramento, CA

Major League Service: 0.000

Contract: Through 2013

Obtained: Selected in the 1st round (32nd) of 2009 Draft out of Cal. St. Sacramento

COLORADO

HIGHLIGHTS

The final pick in the first round of the 2009 First-Year Player Draft, Wheeler will participate in his third Major League training camp in 2012...spent all of 2012 at Triple-A, his first taste of that level...**set a Rockies Double-A and Tulsa Drillers franchise record with 33 home runs in 2011**...named the Rockies Organization Player of the Month, and Texas League Player of the Month, for May 2009...**named a Baseball America Minor League All-Star and Double-A All-Star in 2011**...was a Texas League Mid-Season and Postseason All-Star as well...skipped over Single-A Asheville in 2010 to spend his first entire full professional season at High-A Modesto...**was ranked by Baseball America as the Rockies' fifth-best prospect following his 2011 breakout season**...was also ranked by the publication following the 2009 season (No. 7) and 2010 season (No. 21).

2012

- Spent his fourth professional season at Triple-A Colorado Springs, his first experience at that level...missed a month and a half from mid-April to early June with a right hand injury.
- Set a career-high by batting .333 (115-for-379), though his 33 extra-base hits were his lowest among his three full seasons...spent the majority of the season as the Sky Sox leadoff or No. 2 hitter...hit at least .283 in each of June (.330), July (.283) and August (.325)...his 69 strikeouts were by far his lowest of his career, 73 fewer than 2011 (142).
- Slugged .443 in July and .452 in August after returning from his hand injury.
- Saw nearly identical playing time at the three outfield position (28 games in left, 25 games in center, 39 games in right).
- Had 8 outfield assists in 2012 and now has 21 outfield assists over the last two seasons.

2011: Set career-highs in nearly every offensive category for Double-A Tulsa in 2011, his second full professional season...hit .287 (161-for-561) with 28 doubles, 6 triples, 33 home runs, 86 RBI, 105 runs scored and 21 steals as the Drillers regular starting center fielder and leadoff man...Wheeler's 33 home runs set a new Tulsa Drillers record and are the most ever for a Rockies Double-A player, surpassing the 31 home runs Joe Koshansky had in 2006...his 33 home runs were also the most for a Double-A player in all of Minor League baseball in 2011, thus earning the MiLB Double-A Round Tripper Award...was named to the Texas League Mid-Season and Post-Season All-Star teams in 2011...was also named a *Baseball America* Minor League All-Star and a *Baseball America* Double-A All-Star...was the Rockies Organization Player of the Month and the Texas League Player of the Month for May...hit .389 (44-for-113) with 9 doubles, 1 triple, 8 home runs and 24 RBI during the month...was named the Texas League Player of the Week three times, the week of 5/9, week of 5/30 and the week of 8/29...finished the season with the Arizona Fall League Champion Salt River Rafters, where he batted .256 (31-for-121) with 11 doubles, 1 triple, 3 home runs and 25 RBI in 32 games...played in the AFL Rising Stars Game...rated the Rockies fifth-best prospect following the season by *Baseball America*.

2010: Spent his first full professional season at High-A Modesto, skipping over Single-A Asheville...was the Nuts' regular center fielder, playing in 129 games...led the Nuts with his 88 runs scored, and was second on the club in home runs (12, T-2nd), stolen bases (22) and walks (60)...batted much better with runners in scoring position (.282, 40-for-142) than with the bases empty (.234, 65-for-278)...played almost every game out of the top-2 spots in the lineup, including 108 games as the club's No. 2 hitter...was just 5-for-25 combined when batting anywhere other than the first or second spots...ranked as the Rockies No. 21 prospect by *Baseball America* following the season.

2009: Played his first professional season with Tri-City as the club's regular center fielder...hit .256 (70-for-273) with 13 doubles, 3 triples, 5 home runs and 35 RBI in 68 games, with the majority of his time coming as the club's lead off hitter...finished the season on a 12-game hitting streak...hit .185 (10-for-54) vs. lefties, and .274 (60-for-219) vs. righties...following the season was rated the seventh-best prospect in the Rockies organization by *Baseball America*.

COLLEGE: Batted .385 (77-for-200) with 59 runs scored, 16 doubles, 3 triples, 18 home runs, 72 RBI and 15 stolen bases in 54 games for the Hornets in 2009...Wheeler led the Hornets in home runs, RBI, slugging percentage (.765), on-base percentage (.494), total bases (153) and stolen bases...the left-handed hitter drew more walks (29) than he had strikeouts (28)...he was rated as the second-best center field prospect, and 15th-best prospect overall, among players available for the draft by *Baseball America*...Wheeler was selected an All-Western Athletic Conference First-Team member for the second consecutive season...he became the first Sacramento State player ever named to the conference's first team more than once...his 72 RBI in 2009 also set a school record for a single season...Wheeler also set the school's all-time RBI mark with 142, doing so in just three seasons at the university...he hit .457 with runners in scoring position, and .451 with runners on base in 2009...the right-handed throwing Wheeler also had five outfield assists this season.

PERSONAL: Signed by Rockies scout Gary Wilson...was a four-year letter winner in both baseball and football at El Camino High School in Sacramento, CA...was named to the All-Metro First-Team as a senior after hitting .535 with 8 doubles, 3 triples, 3 home runs, 15 stolen bases and 28 runs scored...was a three-time Team MVP in baseball, and a team MVP in football as well.

WHEELER'S CAREER RECORD

Year	Team	AVG	G	AB	R	H	2B	3B	HR	RBI	SAC	SF	HBP	BB	IBB	SO	SB	CS	GIDP	OBP	SLG
2009	Tri-City	.256	68	273	44	70	13	3	5	35	2	2	3	29	1	60	10	4	3	.332	.381
2010	Modesto	.249	129	510	88	127	21	6	12	63	5	4	13	60	4	114	22	8	11	.341	.384
2011	Tulsa	.287	138	561	105	161	28	6	33	86	2	3	12	59	6	142	21	12	7	.365	.535
2012	Colo. Springs	.303	92	379	67	115	27	4	2	37	3	1	3	29	0	69	7	7	5	.357	.412
Minor League Totals		.275	427	1723	304	473	89	19	52	221	12	10	26	177	11	385	60	31	26	.351	.439



73 HENRY WRIGLEY

INF

Ht: 6-2

Wt: 180

B/T: R/R

Age: 27/28

Born: Aug. 9, 1986 in Redwood City, CA

Residence: Redwood City, CA

Major League Service: 0.000

Contract: Through 2013

Obtained: Signed to a Minor League deal on December 15, 2012

COLORADO

WRIGLEY

HIGHLIGHTS

Has made seven stops in the minor league ranks in seven seasons as a professional...is a career .260 hitter in the minor leagues...ranked among the top Tampa Bay organization minor league leaders in 2012 for batting average (9th), home runs (2nd) and RBI (1st)...In 2008, led the South Atlantic League with 10 triples...Originally selected by Tampa Bay in the 14th round of the 2005 June Draft out of San Mateo College (CA).

2012

- Began the season the Tampa Bay organization with Double-A Montgomery and played in 32 games before being promoted to Triple-A Durham where he finished out the season.
- Hit a combined .282 (128-for-468) with 37 doubles, one triple, 20 home runs and 79 RBI in 126 games...his 37 doubles was a career high as was a batting average.
- Ranked among the top Tampa Bay organization minor league leaders in batting average (9th), home runs (2nd) and RBI (1st).
- While at Durham, hit .316 (80-for-253) against right-handed pitching as opposed to .208 (21-for-101) against lefties.
- Was named Tampa Bay's Minor League Hitter of the Month for July carrying a .370 average (37-for-100) with 10 doubles, three home runs, 18 RBI and 13 runs in 25 games.
- In the offseason, played in the Venezuelan Winter Leagues where he hit .299 (53-for-177) in 48 games with seven doubles, a triple, 11 home runs and 36 RBI

2011: Led Montgomery with 118 games played, 128 hits, 34 doubles and 17 home runs.

2010: Named to FSL Mid-Season All-Star Team...ranked 2nd in the Rays farm system with 21 home runs.

2008: Led the South Atlantic League with 10 triples.

PERSONAL: Originally selected by Tampa Bay in the 14th round of the 2005 June Draft.

WRIGLEY'S CAREER RECORD

Year	Team	AVG	G	AB	R	H	2B	3B	HR	RBI	SF	SAC	HBP	BB	IBB	SO	SB	CS	GIDP	OBP	SLG
2006	Princeton	.250	54	188	22	47	9	1	5	26	3	3	0	7	0	39	5	2	9	.273	.388
2007	Hudson Valley	.235	67	243	28	57	10	3	3	33	2	0	4	20	1	37	10	3	4	.301	.337
2008	Columbus	.250	113	404	45	101	13	10	7	60	5	2	2	24	1	62	7	3	14	.292	.384
2009	Bowling Green	.220	45	177	20	39	16	1	4	17	1	0	1	5	0	30	3	4	4	.245	.390
	Charlotte	.246	70	260	26	64	15	2	6	43	4	0	0	9	0	44	5	1	4	.267	.388
2010	Charlotte	.292	68	260	35	76	13	3	12	46	2	1	2	19	2	37	5	2	10	.343	.504
	Montgomery	.248	62	254	31	63	12	1	9	37	4	0	1	12	1	54	1	1	9	.280	.409
2011	Montgomery	.274	118	468	60	128	34	2	17	84	2	0	2	23	1	73	3	2	20	.309	.464
2012	Montgomery	.270	32	122	17	33	12	0	7	27	0	0	0	15	0	25	3	0	4	.350	.541
	Durham	.285	94	354	39	101	25	1	13	52	4	0	1	21	1	78	0	1	10	.324	.472
Minor League Totals		.260	723	2730	323	709	159	24	83	425	27	6	13	155	7	479	42	19	88	.300	.427



1 ERIC YOUNG JR.

OF

Ht: 5-10

Wt: 180

B/T: S/R

Age: 27/28

Born: May 25, 1985 in New Brunswick, NJ

Residence: Piscataway, NJ

Major League Service: 2.123

Contract: Through 2013

Obtained: Selected in the 30th round of 2003 Draft out of Piscataway (NJ) HS

COLORADO

HIGHLIGHTS

Was a member of the Rockies Opening Day roster for the first time in his career in 2012...set career highs in nearly every offensive category while playing a career-best 98 games in 2012...**his 27 stolen bases in 2011 were the most by a Rockies player since Dexter Fowler also stole 27 in 2009...23 steals after 2011 All-Star break were the fourth-most in the NL...**his 62 stolen bases are already the 9th-most in club history despite ranking 38th in franchise history in games played (256)...**became the first player in franchise history to leadoff a game with an inside-the-park home run on 8/8/12 at LAD...**hit first home run on 9/8/09 vs. Cincinnati, making him and Eric Young, Sr. the first father-son duo to hit homers in a Rox uniform...recorded first career hit, a single, on 8/25/09 vs. Los Angeles Dodgers (off Clayton Kershaw)...**was named 2009 Pacific Coast League Rookie of the Year at season's end, after scoring 118 runs and stealing 58 bases for the Sky Sox...**was named a Triple-A All-Star and played in the 2009 All-Star Futures Game in St. Louis, where he hit a home run for Team USA...named a Texas League Postseason All-Star in 2008...led California League in triples (11) and stolen bases (73) and was named a Postseason All-Star in 2007...**led all of Minor League Baseball with 87 stolen bases in 2006**, 18 more swipes than the next highest total in the minors that year.

CAREER

- Made his first career Opening Day roster in 2012 and set career-high marks in several categories, including: games (98), runs (36), hits (55), doubles (7), home runs (4), RBI (15) and batting average (.316).
- Had a career-high 27 stolen bases in 2011, including ranking 4th in the NL with his 23 post All-Star steals.
- Played in 51 games during his official rookie season of 2010 for Colorado...his 17 steals as a rookie in 2010 tied Quinton McCracken (1996) for the second-most stolen bases in a rookie season in franchise history (Fowler 27 in 2009).
- 2012 was the first year he played strictly in the outfield, and he saw time at all three spots in 2012...has played 48 career games in the Majors at second base as well.
- Saw his first big league action in 2009, earning a recall from Triple-A Colorado Springs on 8/25, and appeared in 30 games for the Rockies...was included on the playoff roster in October.
- Switch-hitter has batted .276 (58-for-210) from the right side and .261 (102-for-391) from the left side.
- 486 of his 601 career MLB at-bats have come from leadoff spot, where he is a .267 (130-for-486) career hitter.
- Has 330 SB in his Minor League career...had 160 steals combined from 2006 (Single-A) to 2007 (High-A).

2012

- Spent the entire 2012 season on the Major League roster, though he missed the final month and a half of 2012 (8/21-through end of season) with a left intercostal strain.
- Spent the first four months of the season as a utility outfielder and pinch-hitter...did not have more than 36 at bats in any of the season's first four months (April-July)...saw extended playing time beginning 7/31 due to Michael Cuddyer's injury and hit .420 (29-for-69) with 5 doubles, 3 home runs, 8 RBI and 15 runs in his final 19 games prior to the injury.
- From 7/31-8/19 (last game prior to injury) his 29 hits were the most in the NL during that time span and his 15 runs were T-5th in the NL...tied a career-high with 3 hits five times, all between 7/31-8/14...had 11 multi-hit games from 7/31-8/17.
- Set career-high with 7 total bases 8/14 vs. MIL, going 3-for-5 with a double, home run and 2 RBI...had all 4 home runs between 7/8-8/15 after not homering in a MLB game since 9/8/09 (481 AB between HR).
- Led off game 8/8 at LAD with inside-the-park HR...was 13th inside-the-park HR in Rox history...Elias: Young's HR marks only the 5th time in the expansion era that the first batter of a game hit an inside the park HR, and the first time in Rockies history.
- Hit .245 (13-for-53) with 1 double, 1 home run, 4 RBI, 5 walks 12 runs as a pinch-hitter...his 13 pinch-hits were tied for 2nd in the Majors...his first career pinch-hit home run came 7/8 at WAS and gave the Rockies a 4-3 win.

2012

HIGHS AND LOWS

CAREER

3, 5x, last: August 14 vs. MIL	Hits	3, 9x, last: August 14, 2012 vs. MIL
1, 4x, last: August 15 vs. MIL	Home Runs	1, 5x, last: August 15, 2012 vs. MIL
2, 2x, last: August 14 vs. MIL	RBI	2, 6x, last: August 14, 2012 vs. MIL
7, August 11-17	Hit Streak	8 games, September 6-13, 2010
2, 6x, last: August 15 vs. MIL	Runs	3, August 6, 2011 vs. WAS
1, 7x, last: August 14 vs. MIL	Doubles	1, 17x, last: August 14, 2012 vs. MIL
1, 2x, last: July 22 at SD	Triples	1, 6x, last: July 22, 2012 at SD
7, August 14 vs. MIL	Total Bases	7, August 14, 2012 vs. MIL
1, 13x, last: August 18 vs. MIA	Walks	3, August 4, 2011 vs. WAS
2, 3x, last: August 11 at SD	Strikeouts	3, 2x, last: September 23, 2011 at HOU
1, 14x, last: August 17 vs. MIA	Stolen Bases	3, 2x, last: September 11, 2011 vs. CIN

2011: For the third-consecutive season, Young split the season between the Majors with Colorado and in Triple-A with Colorado Springs...Young saw playing time at second base, as well as all three outfield positions with Colorado...Young's 27 stolen bases set a new career-high and led all Rockies players...Young's 27 stolen bases are the most for a Rockies player since Dexter Fowler also swiped 27 bases in 2009...was recalled from Triple-A on two separate occasions in 2011, including on 7/22...was a member of the Rockies active roster from 7/22-end of season...from 7/22-end of season, Young stole 23 of his 27 bases...Young's 23 stolen bases from 7/22-on were the second-most in the NL, trailing only Michael Bourn's 26 steals...Bourn stole his 26 bases in 114 more plate appearances than it took Young to steal his 23 bases...was 27-for-31 in stolen base attempts in 2011, good for an 87.1 percent stolen base percentage...his 87.1 SB percentage was the third-highest success rate in the NL, among players with at least 20 attempts...his 10 SB in the month of August were second in the Majors...had his first two career 3-stolen base games in 2011, 8/20 vs. LAD and 9/11 vs. CIN...his two 3-steal games were the most in a single game for a Rockies player in 2011, and the most stolen bases in a single game for a Rox player since Dexter Fowler had 5 steals on 4/27/09 vs. SD...played 58 games for Triple-A Colorado Springs, batting .363 (81-for-223) with 18 doubles, 9 triples, 2 home runs, 28 RBI and 17 steals...played second base (18 games), left field (14) and center field (33) for the Sky Sox.

2010: In what was his rookie season of 2010, Eric Young Jr. played in 51 games for the Rockies, and handled the majority of the second base playing time late in the season...began the season at Triple-A Colorado Springs for the second consecutive season...was recalled by Colorado for the first time on 4/25 and spent 20 days on the active roster before being placed on the 15-day disabled list with a stress fracture in his right tibia...was later transferred to the 60-day DL in July before being reinstated and optioned back to Triple-A on 7/31...was again recalled from Colorado Springs on 8/14 and would spend the remainder of the season on the Rockies active roster...following his recall from Triple-A on 8/14, Young started 35 of the Rockies 47 games for the remainder of 2010, 31 of which at second base and four in left field...finished the season batting .244 (42-for-172) with five doubles, a triple, no home runs, eight RBI and 17 stolen bases in 51 games...batted .238 (15-for-63) from the right side and .248 (27-for-109) from the left side...played in a total of 37 games in the Minors, as he also played four rehab games at Double-A Tulsa...hit .250 (34-for-136) with five doubles, a triple, a home run, nine RBI and 10 steals in the 37 games...finished second on the club with his 17 stolen bases in 2010, as only Carlos Gonzalez (26 steals) had more...his 17 steals were tied with Ian Desmond of Washington for the second-most of among National League rookies, and only Jose Tabata of Pittsburgh, who had 19 steals, had more steals than Young among NL rookies...though both Desmond and Tabata had at least 441 plate appearances, compared to Young's 189...Young's 17 stolen bases are tied with Quinton McCracken for the second-most by a Rockies rookie in franchise history...he finished 10 steals shy of Dexter Fowler's 27 steals in 2009...saw success in a limited role as a pinch-hitter, as he went 3-for-5 with a double, a triple and two walks in seven plate appearances in the pinch...had a career-high three hits on two separate occasions, 8/20 at ARI and 8/24 vs. ATL.

2009: Hit .289 (13-for-45) with one home run and 3 stolen bases for the Rox...made his MLB debut 8/25 vs. LAD, going 1-for-4 as the club's leadoff hitter/center fielder; recorded his first career hit, a single off Clayton Kershaw...appeared in 5 games in August (5-for-19), while Dexter Fowler was on the disabled list and Carlos Gonzalez was sidelined with injury (hand/thumb)...each of his first 4 starts (first 5 games) were at CF, before making his remaining starts at second base...batted from the leadoff spot in all of his starts...was caught stealing in each of his first 2 stolen base attempts, but then went 4-for-6 down the stretch; first multi-steal game of career 9/10 vs. CIN featured his first, 2nd career SB's...hit first career HR 9/8 vs. CIN; HR was in his 26th career at-bat; his father didn't record his first MLB HR until his 99th at-bat on 9/18/92 at San Francisco - off Bud Black...with EY Jr.'s home run, he and his dad became the first father-son combination to hit home runs in a Rockies uniform...had 4-game hit streak 9/7-10 (.545, 6-for-11, 5 runs scored)...switch-hitter batted .304 vs. lefties and .206 vs. right-handers; hit his only HR off a lefty (Pedro Viola)...Young hit .299 (141-for-472) with 21 doubles, 10 triples, 7 home runs and 43 RBI in 119 games for the Triple-A Sky Sox this season...he led all of Minor League Baseball with 118 runs scored at the time of his recall, after serving as the Sky Sox' primary leadoff hitter...at the time of his recall, he also ranked 7th in the minors with 58 steals...split his time between 2B and CF this year (versatile defender was used almost exclusively as an outfielder in the Arizona Fall League in 2008, while leading the circuit in hitting (.430) and posting a league-best 20 stolen bases for Phoenix)...Young was named to both the Futures Game and the Triple-A All-Star Game in 2009, where he batted leadoff and played second base for Team USA, going 1-for-2 with a solo home run in St. Louis...he was also named the Pacific Coast League Rookie of the Year at season's end.

MINOR LEAGUES 2008: Spent his first season at Double-A level and hit .290 (117-for-403) with 46 steals...his 46 stolen bases were the 2nd-most on the club, 3rd-most in the Texas League...was named to the Texas League Post-Season All-Star team as a middle infielder...finished 2nd on the club with both his 74 runs scored and his 61 walks...his .391 on-base percentage was the 3rd best mark on the club...the switch-hitter batted .272 (25-for-92) off left-handed pitching and .296 (92-for-311) off right-handed pitching...spent the majority of the season as Tulsa's leadoff hitter, still batted .337 (29-for-86) with runners in scoring position...collected multiple hits in 32 games, including 5 multi-hit efforts in his last 6 game played...**2007:** Posted one of his best seasons, setting career highs in nearly every offensive category...batted .291 (157-for-540) with 113 runs scored, 29 doubles, 11 triples, 8 home runs, 63 RBI, and 73 steals...led the California League in triples and stolen bases, while ranking second in the league in runs scored, third in hits, and fifth in games played...his 73 stolen bases were 14 shy of his career high of 87, set in 2006...his stolen bags in '07 ranked as the second-most among all minor league players...was named a Post-Season All-Star...named CAL Player of the Week for July 2-8 after batting .500 (14-for-28)...compiled season-best 5 hits and 5 runs scored on July 3 at Stockton...was named the Topps CAL Player of the Month for July after batting .358 (44-for-123) with 41 runs scored, 13 doubles, 4 triples, 18 RBI, and 21 steals...**2006:** Led all of baseball with a career-high 87 stolen bases...had 18 more stolen bags than the next highest player in the minors...went 87-for-118 in stolen base attempts, a Tourists record for steals in one season...led Asheville in games played (128), runs (92), hits (142), walks (67) and tied for first in triples (6)...named to the mid-season All-Star team...voted by Asheville fans as the "Most Valuable Tourist" in 2006...**2005:** Ranked second in Pioneer League with 7 triples and fourth with 25 stolen bases...among organizational leaders, ranked third in stolen bases and 10th in batting average...played 56 games at second base, committing 22 errors in 315 total chances (.930)...his 22 miscues paced all Pioneer League second basemen...reached base safely in 23 straight games from July 16-August 12...**2004:** Made his pro debut at Rookie-level Casper where he was leading the Pioneer League with 14 stolen bases (in 15 attempts) when his season came to an end on July 15...Eric had his jaw broken in three places when he was hit by a pickoff throw while diving back to second base against Great Falls...underwent season-ending surgery on July 19.

POSTSEASON: After playing just 30 games with the Rockies from August 25 through the end of the seasons, Young

YOUNG CONTINUED

was added to the Rockies' 2009 NLDS roster vs. Philadelphia...did not appear in the first two games of the series but did play in Games 3 and 4...he pinch-ran for Todd Helton in the 9th inning of Game 3 and represented the winning run on first base when the game ended...recorded his only playoff at-bat in Game 4, as pinch-hit for Ian Stewart and grounded out in bottom of the 9th inning.

PERSONAL: Eric Orlando Young...is the son of former Rockies player Eric Young, who is currently working as the first base coach for the Arizona Diamondbacks...EY attended Chandler Gilbert (AZ) Community College before signing with the Rockies; he signed with Rockies (scout Mike Garlatti) after the club chose him as a draft-and-follow in the 30th round in 2003...he turned down a Villanova football scholarship...signed by Rockies scouts Mark Garlatti and Mike Ericson.

YOUNG

YOUNG'S CAREER RECORD

Year	Team	AVG	G	AB	R	H	2B	3B	HR	RBI	SAC	SF	HBP	BB	IBB	SO	SB	CS	GIDP	OBP	SLG
2004	Casper	.264	23	87	20	23	5	1	0	7	2	0	1	20	0	13	14	1	0	.407	.345
2005	Casper	.301	63	219	48	66	7	7	3	25	4	2	4	35	0	52	25	10	4	.404	.438
2006	Asheville	.295	128	482	92	142	28	6	5	49	9	1	10	67	0	75	87	31	1	.391	.409
2007	Modesto	.291	130	540	113	157	29	11	8	63	12	2	13	46	1	105	73	18	5	.359	.430
2008	Tulsa	.290	105	403	74	117	24	4	3	33	6	0	6	61	1	77	46	16	6	.391	.392
2009	Colo. Springs	.299	119	472	118	141	21	10	7	43	12	0	12	56	1	79	58	14	2	.387	.430
	COLORADO	.246	30	57	7	14	1	0	1	1	0	0	0	4	0	12	4	4	1	.295	.316
2010	Tulsa	.231	4	13	2	3	0	0	0	0	0	0	0	1	0	2	0	0	0	.286	.231
	Colo. Springs	.252	33	123	20	31	5	1	1	9	1	1	2	15	0	32	10	0	1	.340	.333
	COLORADO	.244	51	172	26	42	5	1	0	8	0	0	0	17	0	32	17	6	2	.312	.285
2011	COLORADO	.247	77	198	34	49	4	3	0	10	1	1	3	26	0	38	27	4	1	.342	.298
	Colo. Springs	.363	58	223	61	81	18	9	2	28	6	5	2	39	0	36	17	1	3	.454	.552
2012	COLORADO	.316	98	174	36	55	7	2	4	15	5	0	4	13	0	31	14	2	1	.377	.448
	Major League Totals	.266	256	601	103	160	17	6	5	34	6	1	7	60	0	113	62	16	5	.339	.339
	Minor League Totals	.297	663	2562	548	761	137	49	29	257	52	11	50	340	3	471	330	91	22	.388	.423

DIVISION SERIES RECORD

Year	Team	AVG	G	AB	R	H	2B	3B	HR	RBI	BB	SO
2009	COLORADO vs. Philadelphia	.000	2	1	0	0	0	0	0	0	0	0

CAREER TRANSACTIONS

- 2003: Selected by Colorado in the 30th round of the June Draft.
- 2009: Recalled from Minors, 8/25.
- 2010: Recalled from Minors, 4/25...placed on 15-day DL with a stress fracture of right tibia, 5/15...transferred to 60-day DL, 7/24...recalled from Minors rehab, removed from 60-day DL and optioned to Minors, 7/31...recalled from Minors, 8/14.
- 2011: Recalled from Minors, 5/27...optioned to Minors, 7/1...recalled from Minors, 7/22.
- 2011: Placed on bereavement list 5/5-12...placed on restricted list 5/12-16...on disabled list with left intercostal strain, 8/21-10/4.

CAREER FIELDING

2B	CLUB	PCT	G-GS	PO	A	E	TC	DP
2009	COLORADO	1.000	6-6	8	10	0	18	1
2010	COLORADO	.958	35-33	44	94	6	144	23
2011	COLORADO	.955	7-5	10	11	1	22	5
Career Totals		.962	48-44	62	115	7	184	29

OF	CLUB	PCT	G-GS	PO	A	E	TC	DP
2009	COLORADO	1.000	5-4	4	0	0	4	0
2010	COLORADO	.917	10-9	11	0	1	12	0
2011	COLORADO	.957	43-37	65	2	3	70	0
2012	COLORADO	1.000	34-28	64	0	0	64	0
Career Totals		.973	92-78	144	2	4	150	0

2013 Spring Training Roster Breakdown

BY NUMBER

0	OTTAVINO, Adam
1	YOUNG, Eric Jr.
2	TULOWITZKI, Troy
3	CUDDYER, Michael
4	NELSON, Chris
5	GONZALEZ, Carlos
6	MANZELLA, Tommy
7	McBRIDE, Matt
8	TORREALBA, Yorvit
9	LeMAHIEU, DJ
12	WHEELER, Ryan
13	POMERANZ, Drew
14	RUTLEDGE, Josh
15	PACHECO, Jordan
16	DAVIS, Lars
17	HELTON, Todd
18	HERRERA, Jonathan
19	BLACKMON, Charlie
20	ROSARIO, Wilin
21	COLVIN, Tyler
23	CULBERSON, Charlie
24	FOWLER, Dexter
25	BATISTA, Miguel
26	FRANCIS, Jeff
27	WHEELER, Tim
28	ARENADO, Nolan
29	De La ROSA, Jorge
30	ANDERSON, Tyler
31	VOLSTAD, Chris
32	CHATWOOD, Tyler
34	BELISLE, Matt
35	BETTIS, Chad
36	ROSENBAUM, Daniel
41	MANSHIP, Jeff
43	THREETS, Erick
44	NICASIO, Juan
45	CHACIN, Jhoulys
46	CABRERA, Edwar
47	ORTEGA, Rafael
48	HARRIS, Will
49	BROTHERS, Rex
50	GARDNER, Joe
51	SULLIVAN, Josh
53	FRIEDRICH, Christian
54	McCLENDON, Mike
55	HERNANDEZ, Ramon
56	KENSING, Logan
59	LOPEZ, Wilton
60	CORPAS, Manuel
61	ESCALONA, Edgmer
62	SCAHILL, Rob
63	BETANCOURT, Rafael
64	MOLINA, Gustavo
65	ADAMES, Cristian
66	PAULSEN, Ben
67	MATTHES, Kent
70	FRAZIER, Parker
71	PARKER, Kyle
72	GONZALEZ, Jose
73	WRIGLEY, Henry
74	SCHMIDT, Nick
77	DICKERSON, Corey
78	HOUSTON, Dan
88	OUTMAN, Josh

BY NAME

ADAMES, Cristian
ANDERSON, Tyler
ARENADO, Nolan
BATISTA, Miguel
BELISLE, Matt
BETANCOURT, Rafael
BETTIS, Chad
BLACKMON, Charlie
BROTHERS, Rex
CABRERA, Edwar
CHACIN, Jhoulys
CHATWOOD, Tyler
COLVIN, Tyler
CORPAS, Manuel
CUDDYER, Michael
CULBERSON, Charlie
DAVIS, Lars
De La ROSA, Jorge
DICKERSON, Corey
ESCALONA, Edgmer
FOWLER, Dexter
FRANCIS, Jeff
FRAZIER, Parker
FRIEDRICH, Christian
GARDNER, Joe
GONZALEZ, Carlos
GONZALEZ, Jose
HARRIS, Will
HELTON, Todd
HERNANDEZ, Ramon
HERRERA, Jonathan
HOUSTON, Dan
KENSING, Logan
LeMAHIEU, DJ
LOPEZ, Wilton
MANSHIP, Jeff
MANZELLA, Tommy
McCLENDON, Mike
MATTHES, Kent
McBRIDE, Matt
MOLINA, Gustavo
NELSON, Chris
NICASIO, Juan
ORTEGA, Rafael
OTTAVINO, Adam
OUTMAN, Josh
PACHECO, Jordan
PARKER, Kyle
PAULSEN, Ben
POMERANZ, Drew
ROSARIO, Wilin
ROSENBAUM, Daniel
RUTLEDGE, Josh
SCAHILL, Rob
SCHMIDT, Nick
SULLIVAN, Josh
THREETS, Erick
TORREALBA, Yorvit
TULOWITZKI, Troy
VOLSTAD, Chris
WHEELER, Ryan
WHEELER, Tim
WRIGLEY, Henry
YOUNG, Eric Jr.

BY POSITION

RHP	BATISTA, Miguel
RHP	BELISLE, Matt
RHP	BETANCOURT, Rafael
RHP	BETTIS, Chad
RHP	CHACIN, Jhoulys
RHP	CHATWOOD, Tyler
RHP	CORPAS, Manuel
RHP	ESCALONA, Edgmer
RHP	FRAZIER, Parker
RHP	GARDNER, Joe
RHP	HARRIS, Will
RHP	HOUSTON, DAN
RHP	KENSING, Logan
RHP	LOPEZ, Wilton
RHP	MANSHIP, Logan
RHP	McCLENDON, Mike
RHP	NICASIO, Juan
RHP	OTTAVINO, Adam
RHP	SCAHILL, Rob
RHP	SULLIVAN, Josh
RHP	VOLSTAD, Chris
LHP	ANDERSON, Tyler
LHP	BROTHERS, Rex
LHP	CABRERA, Edwar
LHP	De La ROSA, Jorge
LHP	FRANCIS, Jeff
LHP	FRIEDRICH, Christian
LHP	OUTMAN, Josh
LHP	POMERANZ, Drew
LHP	THREETS, Erick
C	DAVIS, Lars
C	GONZALEZ, Jose
C	HERNANDEZ, Ramon
C	MOLINA, Gustavo
C	PACHECO, Jordan
C	ROSARIO, Wilin
INF	ADAMES, Cristhian
INF	ARENADO, Nolan
INF	CUDDYER, Michael
INF	CULBERSON, Charlie
INF	HELTON, Todd
INF	HERRERA, Jonathan
INF	LeMAHIEU, DJ
INF	MANZELLA, Tommy
INF	McBRIDE, Matt
INF	NELSON, Chris
INF	PAULSEN, Ben
INF	RUTLEDGE, Josh
INF	TULOWITZKI, Troy
INF	WHEELER, Ryan
INF	WRIGLEY, Henry
OF	BLACKMON, Charlie
OF	COLVIN, Tyler
OF	DICKERSON, Corey
OF	FOWLER, Dexter
OF	GONZALEZ, Carlos
OF	MATTHES, Kent
OF	ORTEGA, Rafael
OF	PARKER, Kyle
OF	WHEELER, Tim
OF	YOUNG, Eric Jr.

BY SERVICE

HELTON, Todd	15.059
HERNANDEZ, Ramon	13.099
TORREALBA, Yorvit	11.028
CUDDYER, Michael	9.157
BETANCOURT, Rafael	9.079
De La ROSA, Jorge	8.015
FRANCIS, Jeff	7.157
BELISLE, Matt	7.019
TULOWITZKI, Troy	6.033
CORPAS, Manuel	5.024
GONZALEZ, Carlos	4.059
KENSING, Logan	4.035
VOLSTAD, Chris	4.019
FOWLER, Dexter	3.168
OUTMAN, Josh	3.046
LOPEZ, Wilton	3.038
CHACIN, Jhoulys	3.012
HERRERA, Jonathan	3.001
COLVIN, Tyler	2.139
YOUNG, Eric Jr.	2.123
NELSON, Chris	1.159
NICASIO, Juan	1.124
BROTHERS, Rex	1.117
OTTAVINO, Adam	1.087
CASTILLO, Wilkin	1.064
THREETS, Erick	1.028
MANZELLA, Tommy	1.027
ROSARIO, Wilin	1.023
MANSHIP, Jeff	1.022
PACHECO, Jordan	1.015
BLACKMON, Charlie	1.000
ESCALONA, Edgmer	1.000
LeMAHIEU, DJ	0.163
MOLINA, Gustavo	0.162
FRIEDRICH, Christian	0.148
CHATWOOD, Tyler	0.147
POMERANZ, Drew	0.140
McCLENDON, Mike	0.130
RUTLEDGE, Josh	0.083
WHEELER, Ryan	0.076
HARRIS, Will	0.054
McBRIDE, MATT	0.042
SCAHILL, Rob	0.028
CULBERSON, Charlie	0.011
CABRERA, Edwar	0.006
ORTEGA, Rafael	0.004
ADAMES, Cristhian	0.000
ANDERSON, Tyler	0.000
ARENADO, Nolan	0.000
BETTIS, Chad	0.000
DAVIS, Lars	0.000
DICKERSON, Corey	0.000
FRAZIER, Parker	0.000
GARDNER, Joe	0.000
GONZALEZ, Jose	0.000
MATTHES, Kent	0.000
McBRIDE, Matt	0.000
PARKER, Kyle	0.000
PAULSEN, Ben	0.000
ROSENBAUM, Daniel	0.000
SULLIVAN, Josh	0.000
WHEELER, Tim	0.000
WRIGLEY, Henry	0.000

ROSTER

Bold = 40-man roster

PRONUNCIATION GUIDE

Cristhian Adames (Kris-TEE-yan, a-DOM-es)
 Jhoulys Chacin (YO-lease chah-SEEN)
 Michael Cuddyer (kuh-DIE-er)
 Edgmer Escalona (EGG-mer ess-cah-LOH-nah)
 Christian Friedrich (FREED-rick)

Adam Ottavino (ah-tah-VEEN-oh)
 Josh Outman (AWHT-min)
 Jordan Pacheco (pah-CHEK-oh)
 Wilin Rosario (wih-LEAN roh-SORRY-oh)
 DJ LeMahieu (leh-MAY-hyoo)

National Baseball Hall of Fame



NATIONAL BASEBALL HALL OF FAME AND MUSEUM

25 Main Street, Cooperstown, New York 13326

Phone: (607) 547-7200 Fax: (607) 547-2044

Public Relations: (607) 547-0215

e-mail address: info@baseballhall.org

Web site: baseballhall.org

Summer Hours: Memorial Day Weekend - Labor Day Weekend: 9 a.m. to 9 p.m.

Regular Hours: 9 a.m. to 5 p.m.

Holiday Closings: Thanksgiving Day, Christmas Day, and New Year's Day.

DIRECTORY: Jane Forbes Clark (Chairman), Joe Morgan (Vice Chairman), Jeff Idelson (President), Bill Haase (Senior Vice President), Sean Gahagan (Vice President, Retail Merchandising & Licensing), Erik Strohl (Senior Director of Exhibitions and Collections), Ken Meifert (Senior Director, Development)

RESEARCH AND LIBRARY CONTACTS: Jim Gates (Librarian), Tim Wiles (Research Director), Pat Kelly (Photo Archivist)

PR CONTACTS: Brad Horn (Senior Director, Communications & Education) and Craig Muder (Communications Director)

HALL OF FAME WEEKEND 2013: July 26-29

Inductees: Hank O'Day, Jacob Ruppert and Deacon White

Awards: Sat. July 27, 4:30 p.m. ET, Doubleday Field

Induction: Sun. July 28, 1:30 p.m. ET, Clark Sports Center

HALL OF FAME CLASSIC 2013: May 25-26

Legends Game and Special Events

Game: Sat. May 25, Doubleday Field

For more information, visit baseballhall.org

2007 ROCKIES WORLD SERIES ARTIFACTS IN THE HALL OF FAME

- Bat used by Matt Holliday in Games Three and Four; Holliday finished second in the 2007 NL Most Valuable Player voting.
- Road jersey worn by first baseman Todd Helton during Game One, the first World Series appearance of Helton's career.
- Dirt from the pitching mound at Coors Field, site of the first World Series game in Colorado.
- Baseball from the humidor used at Coors Field.

OTHER NOTABLE ROCKIES ARTIFACTS IN COOPERSTOWN

- Cap worn by Jamie Moyer on April 17, 2012 when he became the oldest pitcher to win a big league ballgame.
- Cap worn by Ubaldo Jimenez during his no-hitter on April 17, 2010, the first no-hitter in Rockies' history, along with a ball and 2005 J.G. Taylor Spink Award winner Tracy Ringolsby's scorecard from the game.
- Cap worn by Ubaldo Jimenez for Team Dominican Republic when he set the World Baseball Classic single-game strikeout record, fanning 10 of 13 batters he faced on March 10, 2009
- Batting gloves worn by Troy Tulowitzki when he hit for the cycle, Aug. 10, one of the record-tying eight cycles in Major League Baseball during the 2009 season.
- Cap worn by manager Jim Tracy during the 2009 season when he took over a sub-.500 team in May and guided them to the NL Wild Card.
- Bat used by Todd Helton during the 2009 season when he became the 50th player to hit 500 doubles.
- Jersey and ball from Troy Tulowitzki, who turned an unassisted triple play on April 29, 2007 against the Atlanta Braves; it was only the 13th in major league history.
- Jersey worn by first baseman Todd Helton in 2004.
- Bat used by pitcher Jason Jennings on Aug. 23, 2001 to hit a homer in his first career start.
- Ripped uniform pants worn by Eric Young on June 30, 1996 when he stole six bases, tying a major league record.
- Bat and batting gloves used by Larry Walker when he collected six straight extra-base hits on May 21-22, 1996, an NL record.
- Bat used by Larry Walker in 1997 when he totaled more than 400 total bases.
- Ball used for the first pitch in the Rockies' first home game, April 9, 1993.



Cap worn by Jamie Moyer when he became the oldest pitcher to win a big league game on April 17, 2012.

A LOOK AHEAD TO 2014

Ballots for the 2014 Hall of Fame/BBWAA election will be distributed in early December with results from the voting scheduled to be announced in January 2014. A partial list of first-year candidates for election include: Moises Alou, Eric Gagne, Tom Glavine, Greg Maddux, Mike Mussina, Hideo Nomo, Jeff Kent and Frank Thomas. Historical information on past BBWAA elections and the election process can be accessed at www.baseballhall.org or by contacting the Hall of Fame Public Relations department.

CONNECT TO COOPERSTOWN

- For up-to-the-minute news from Cooperstown, visit at www.baseballhall.org. Stay up-to-date on all the activity at the Hall of Fame's official site and through social networking on Facebook, Instagram, Twitter and YouTube.
- If you would like to receive interesting stories and timely news items direct from the Hall of Fame and get the inside track on the latest happenings in Cooperstown, sign up for *Inside Pitch*. There's no cost to receive our weekly electronic newsletter in your e-mail box at home or work and it's easy to enroll: Just log on to www.hofclubhouse.com.
- If you have an interest in receiving *Around The Horn*, the Hall's monthly media newsletter, please send an e-mail to info@baseballhall.org. Be sure to include your name, name of organization and e-mail address.

RESEARCH ASSISTANCE

The Hall of Fame is pleased to provide assistance in baseball research and members of the media are encouraged to utilize this valuable baseball resource whenever necessary by calling the Public Relations department at (607) 547-0215, or the Library Reference desk at (607) 547-0330.



2012 IN REVIEW





2012 Season In Review

FINAL OVERALL RECORD: 64-98 **(.395)**

Fifth in N.L. West, 30.0 games behind
San Francisco
Home: 35-46 Road: 29-52

THE ROCKIES finished the 2012 season with a record of 64-98, placing fifth in the National League West. The Rockies finished 30.0 games behind first place San Francisco. The Rockies 64 wins are the fewest in franchise history, falling short of the previous record of 67 wins in both 2005 and 1993. Colorado finished with the 3rd-lowest winning percentage in the league in 2012, as only Houston (55-107, .340) and the Chicago Cubs (61-101, .377) had more losses than the Rockies.

Colorado spent the majority of the 2012 season in fourth (62 days) or fifth (83 days) place. For the second-straight season, the Rockies were most competitive in May, going 11-11 in the season's first month. The Rockies would go 10-18 in May, 9-18 in June and 7-17 in July. Colorado's most wins in a month of 2012 came during August when the club went 16-13.

The Rockies are 28-19 in April over the last two seasons. However, the Rockies are a combined 18-39 during the month of May over the last two seasons as well.

The Rockies were 33-52 prior to the All-Star break, and 31-46 after the break. Colorado spent all but one day in fifth place in the National League West following the All-star break.

ATTENDANCE: The Rockies finished with a home attendance of 2,630,458 in 81 home dates at Coors Field, an average of 32,474. The 2012 season marked the fifth-straight season the Rockies have averaged over 32,000 fans per home game. 2012 also marked the 19th time in 20 seasons in franchise history to draw over 2 million fans, also the seventh-consecutive year to do so since 2006. Colorado drew crowds of over 35,000 on 27 occasions in 2012. The Opening Day crowd of 49,282 on April 9 vs. San Francisco was the largest crowd of the year. That figure was also the fourth largest paid attendance total in franchise history, behind only the 2010 home-opener (49,509, 4/10 vs. SD), the 2009 home-opener (49,427, 4/10/09 vs. PHI) and the 2011 home-opener (4/1/11 vs. ARI).

HOME/ROAD: Colorado went 35-46 (.432) in their 81 home dates at Coors Field in 2012. It was just the fifth time in 18 seasons at Coors

Field that the Rockies have had a sub-.500 record at home. The Rockies 35-46 (.432) home record represents the club's lowest home winning percentage in the franchise's 20 Major League seasons. Colorado's .432 home winning percentage was tied with Houston for the lowest in the Majors. The Rockies led the Major Leagues in both runs scored at home (486) and team batting average at home (.306). Colorado's .306 home batting average was the club's highest home mark since the 2002 club batted .313 at Coors Field.

On the road, Colorado went 29-52 (.358). The 29 road wins mark the organization's fewest since the 2005 Rockies went 27-54 on the road. 2012 marked the seventh time in franchise history the club fell short of 30 road victories.

DAY/NIGHT: Colorado was 16-37 in day games during the 2012 season. The 16 day-game victories are the fewest in franchise history. The previous low mark for day-game wins came in 2008 (17-30). Colorado went 48-61 in night games in 2012, five fewer wins than the club had at night in 2011. The 109 night games were two fewer than the 2011 season. However, the Rockies have played at least 100 night games every season since 2000.

DAYS OF WEEK: Sunday: 5-22; Monday: 13-10; Tuesday: 9-13; Wednesday: 13-13; Thursday: 7-6; Friday: 12-14; Saturday: 5-22. The Rockies combined to go just 10-44 during the two weekend days (Saturday and Sunday). Colorado was 54-54 combined from Monday-Friday.

EXTRA INNINGS: The Rockies played just seven extra-inning games in 2012, but capitalized on the added innings by going 5-2 in those contests. The seven extra-inning games is five fewer than during the 2011 season (12 games) and 11 fewer than during the 2010 season (18 games).

INTERLEAGUE: Colorado suffered their worst record in franchise history during Interleague in 2012, going 2-13. The Rockies' 2 Interleague wins tied the fewest in franchise history (2-10 in 2001), while the 13 losses were the most in Interleague for Colorado all-time. Prior to 2012, the Rockies had a winning record in Interleague play in five of the previous six seasons, since 2006. Despite being 11 games under .500 in Interleague in 2012, the Rockies still own the National League's high-

est winning percentage during Interleague play since 2006, with a mark of 58-50 (.537).

COME-FROM-BEHIND WINS / CLOSE

GAMES: Colorado had 33 comeback wins during the 2012 season. The Rockies had 14 last-at bat victories in 2012, including six walk-off victories. Todd Helton (4/14 vs. ARI) and Jason Giambi (5/2 vs. LAD) had the Rockies two walk-off home runs, respectively, in 2012.

PLAYERS USED/ROOKIES: The Rockies used 49 palyers in 2012, six fewer than the franchise record 55 players the club used during the 2011. Colorado used a total of fifteen rookies during the 2012 season. Seven of the 15 rookies Colorado used made their Major League debut in 2012, including Edwar Cabrera, Christian Friedrich, Will Harris, Matt McBride, Rafael Ortega, Josh Rutledge and Rob Scahill.

BATTING: The Rockies as a team finished with a batting line of .274 (1,526-for-5,577) with 306 doubles, 52 triples, 166 home runs, 716 RBI, 758 runs, 450 walks, 1,213 strikeouts, 100 stolen bases, a .330 on-base percentage and a .436 slugging percentage. Colorado led the NL in batting average and hits (T-1st) and finished in the top-5 in runs (3rd), doubles (2nd), triples (2nd), home runs (5th), RBI (3rd) and slugging percentage (2nd)

Rockies hitters batted .306 (864-for-2,827) at home, compared to .241 (662-for-2,750) on the road. The Rockies scored 214 more runs at home (486) than on the road (272) in 2012.

Colorado batted .276 (192-for-1,418) with runners in scoring position, .286 (674-for-2,356) with runners on base and .265 (852-for-3,221) with none on. The club's .245 average with RISP was 11th in the NL. Colroado's .276 batting average with runners in scoring position led the National League. Colorado's .276 mark with RISP was the club's highest since the 2002 season.

HOME RUNS: The Rockies were once again one of the National League's most prolific home run hitting teams in 2012. Colorado finished fifth in the NL with 166 home runs as a team. Colorado's 166 home runs were three more than last year, when the club also finished fifth in the NL in home runs.

Rockies rookkie catcher Wilin Rosario led the Rockies in home runs with 28. 2012 marked both the first time that a rookie has led the club in home runs and that a catcher has led the club in home runs. Rosario's 28 home runs also set both the Rockies record for home runs by a rookie and home runs by a catcher.

The Rockies had double digit home runs from every spot in the lineup, led by the 29 home runs hit out of the club's four-hole. The fewest home runs the Rockies had from any single spot in the lineup were the 13 homers hit out of both the first and ninth spots in the order. The 33 home runs hit by Rockies catchers led the club and set a franchise record for most home runs by the club's catchers. 2012 also marked the first time in club history that catcher hit more home runs than any other position.

PINCH-HITTING: The Rockies batted .240 (55-for-229) with 10 home runs and 32 RBI as pinch-hitters. The Rockies 10 pinch-hit home runs led the Majors and were the second-most in a single season in franchise history. The Rockies previously had 11 pinch-hit homers in 1995 and 2004.

PITCHING: The Rockies as a team finished with a pitching line of 64-98 with 36 saves in 63 opportunities, 1,637 hits, 890 runs, 824 earned runs, 198 home runs, 566 walks, 1,144 strikeouts and a 5.22 ERA (1,422.0 ip, 824 er) with a .290 opponents batting average (1,637-for-5,639). Colorado's 5.22 team ERA was the club's highest since the 2004 team had a 5.54 ERA. Colorado's 5.22 ERA was the highest in the Major Leagues.

Colorado had a 5.97 ERA (734.0 ip, 487 er) at home and a 4.41 ERA (688.0 ip, 337 er) on the road.

Colorado's starters combined for a 29-68 record with a 5.81 ERA (765.0 ip, 494 er), while Rox relievers went 35-30 with a 4.52 ERA (657.0 ip, 330 er). The Rockies set a Major League record for relief innings pitched (657.0), surpassing the previous record of 601.1 innings pitched by the 2003 Rangers.

FIELDING: Rockies fielders combined for a .980 fielding percentage in 2012, the lowest fielding percentage in the Major Leagues. Colorado committed a Major League-most 122 errors in 2012. Despite the struggle in the field, Carlos Gonzalez earned his second career Rawlings Gold Glove in 2012 as the National League's top left fielder.



2012 Final Statistics

TEAM BATTING

PLAYER	AVG	G	AB	R	H	TB	2B	3B	HR	RBI	SH	SF	HP	BB	IBB	SO	SB	CS	GI				E	SLG	OBP
																			DP						
Blackmon,C	.283	42	113	15	32	46	8	0	2	9	1	0	3	4	0	17	1	2	4	0	.407	.325			
Brown,A	.232	46	112	14	26	48	7	0	5	11	0	2	0	12	0	34	2	2	3	2	.429	.302			
Colvin,T	.290	136	420	62	122	223	27	10	18	72	2	1	2	21	0	117	7	3	6	5	.531	.327			
Cuddyer,M	.260	101	358	53	93	175	30	2	16	58	0	4	0	32	1	78	8	3	12	5	.489	.317			
Fowler,D	.300	143	454	72	136	215	18	11	13	53	6	2	0	68	1	128	12	5	5	6	.474	.389			
Giambi,J	.225	60	89	7	20	27	4	0	1	8	0	2	2	20	2	24	0	0	4	0	.303	.372			
Gonzalez,C	.303	135	518	89	157	264	31	5	22	85	0	3	2	56	11	115	20	5	11	4	.510	.371			
Helton,T	.238	69	240	31	57	96	16	1	7	37	0	3	1	39	1	44	1	1	6	2	.400	.343			
Hernandez,R	.217	52	184	16	40	65	10	0	5	28	2	2	2	6	1	32	0	1	4	2	.353	.247			
Herrera,J	.262	86	225	29	59	79	9	1	3	12	7	0	2	16	3	39	4	1	5	3	.351	.317			
LeMahieu,D	.297	81	229	26	68	94	12	4	2	22	3	2	0	13	4	42	1	2	8	2	.410	.332			
McBride,M	.205	31	78	8	16	24	2	0	2	11	0	1	1	1	0	17	0	0	4	2	.308	.222			
Nelson,C	.301	111	345	45	104	158	21	3	9	53	2	2	1	27	4	84	2	1	9	13	.458	.352			
Ortega,R	.500	2	4	0	2	2	0	0	0	0	0	0	1	1	0	2	1	0	0	0	.500	.667			
Pacheco,J	.309	132	475	51	147	200	32	3	5	54	1	4	3	22	2	61	7	2	13	14	.421	.341			
Rosario,W	.270	117	396	67	107	210	19	0	28	71	0	4	1	25	2	99	4	5	10	15	.530	.312			
Rutledge,J	.274	73	277	37	76	130	20	5	8	37	0	1	4	9	0	54	7	0	8	11	.469	.306			
Tulowitzki,T	.287	47	181	33	52	88	8	2	8	27	0	1	2	19	1	19	2	2	7	8	.486	.360			
Young,E	.316	98	174	36	55	78	7	2	4	15	5	0	4	13	0	31	14	2	1	0	.448	.377			
Belisle,M	.000	80	3	0	0	0	0	0	0	0	0	0	0	0	0	1	0	0	0	1	.000	.000			
Brothers,R	.000	75	2	0	0	0	0	0	0	0	1	0	0	0	0	2	0	0	0	0	.000	.000			
Chacin,J	.292	14	24	4	7	9	2	0	0	3	1	0	0	1	0	3	0	0	0	3	.375	.320			
Chatwood,T	.250	23	16	1	4	5	1	0	0	1	6	0	0	1	0	3	0	0	0	1	.313	.294			
De La Rosa,J	.400	3	5	0	2	2	0	0	0	1	0	0	0	0	0	1	0	0	0	0	.400	.400			
Escalona,E	.000	22	0	0	0	0	0	0	0	0	1	0	0	0	0	0	0	0	0	0	.000	.000			
Francis,J	.065	24	31	2	2	2	0	0	0	0	6	0	0	2	0	8	0	0	2	0	.065	.121			
Friedrich,C	.080	17	25	1	2	2	0	0	0	0	1	0	0	3	0	15	0	0	0	3	.080	.179			
Moscoso,G	.182	23	11	0	2	3	1	0	0	1	1	0	0	0	0	5	0	0	0	0	.273	.182			
Nicasio,J	.111	11	18	0	2	2	0	0	0	1	1	0	0	2	0	13	0	0	0	0	.111	.200			
Ottavino,A	.111	53	9	1	1	1	0	0	0	0	3	0	0	0	0	7	0	0	0	0	.111	.111			
Outman,J	.083	28	12	0	1	1	0	0	0	1	0	0	0	1	0	8	0	0	0	0	.083	.154			
Pomeranz,D	.231	22	26	2	6	11	2	0	1	1	4	0	0	1	0	15	0	0	1	1	.423	.259			
Reynolds,M	.000	71	3	0	0	0	0	0	0	0	1	0	0	0	0	2	0	0	0	2	.000	.000			
Roenicke,J	.083	63	12	1	1	1	0	0	0	0	0	0	1	0	0	6	0	0	0	1	.083	.154			
Sanchez,J	.000	3	3	0	0	0	0	0	0	0	0	0	0	0	0	3	0	0	0	0	.000	.000			
Scahill,R	.000	6	1	0	0	0	0	0	0	0	1	0	0	1	0	0	0	0	0	0	.000	.500			
Torres,C	.222	32	9	1	2	2	0	0	0	1	3	0	0	1	0	4	0	0	0	1	.222	.300			
White,A	.179	28	28	2	5	12	1	0	2	5	4	1	0	0	0	12	0	0	0	2	.429	.172			
COLORADO	.274	162	5577	758	1526	2434	306	52	166	716	74	39	36	450	34	1213	100	40	132	122	.436	.330			
OPPONENTS	.290	162	5639	890	1637	2650	321	49	198	841	87	45	47	566	61	1144	121	43	119	124	.470	.357			

TEAM PITCHING

PITCHER	W-L	ERA	G	GS	CG	GF	SHO	SV	IP	H	R	ER	HR	HB	BB	IBB	SO	WP	BK	AVG
Belisle,M	3-8	3.71	80	0	0	14	0	3	80.0	91	36	33	5	3	18	6	69	1	1	.282
Betancourt,R	1-4	2.81	60	0	0	53	0	31	57.2	53	19	18	6	0	12	4	57	0	1	.241
Brothers,R	8-2	3.86	75	0	0	10	0	0	67.2	63	33	29	5	1	37	7	83	5	1	.251
Chacin,J	3-5	4.43	14	14	0	0	0	0	69.0	80	35	34	10	2	32	0	45	3	0	.288
Chatwood,T	5-6	5.43	19	12	0	3	0	1	64.2	74	43	39	9	0	33	2	41	4	0	.290
De La Rosa,J	0-2	9.28	3	3	0	0	0	0	10.2	17	14	11	5	0	2	0	6	2	0	.340
Escalona,E	0-1	6.04	22	0	0	6	0	0	22.1	23	16	15	5	1	7	1	21	2	0	.264
Francis,J	6-7	5.58	24	24	0	0	0	0	113.0	145	71	70	15	8	22	5	76	2	0	.316
Friedrich,C	5-8	6.17	16	16	0	0	0	0	84.2	102	61	58	14	2	30	0	74	8	0	.303
Harris,W	1-1	8.15	20	0	0	10	0	0	17.2	27	18	16	3	1	6	1	19	4	0	.342
Moscoco,G	3-2	6.12	23	3	0	4	0	0	50.0	67	34	34	8	1	19	0	47	5	0	.321
Nicasio,J	2-3	5.28	11	11	0	0	0	0	58.0	72	37	34	7	1	22	1	54	4	0	.313
Ottavino,A	5-1	4.56	53	0	0	6	0	0	79.0	76	42	40	9	1	34	7	81	8	0	.253
Outman,J	1-3	8.19	27	7	0	3	0	0	40.2	47	37	37	7	0	20	0	40	5	0	.290
Pomeranz,D	2-9	4.93	22	22	0	0	0	0	96.2	97	57	53	14	4	46	2	83	8	1	.261
Reynolds,M	3-1	4.40	71	0	0	16	0	0	57.1	65	31	28	11	0	17	4	51	5	1	.291
Roenicke,J	4-2	3.25	63	0	0	14	0	1	88.2	85	40	32	9	2	43	3	54	8	0	.259
Sanchez,J	0-3	9.53	3	3	0	0	0	0	11.1	17	13	12	3	0	9	1	9	2	0	.370
Scahill,R	0-0	1.04	6	0	0	3	0	0	8.2	7	1	1	0	0	3	0	4	0	0	.233
Torres,C	5-3	5.26	31	0	0	9	0	0	53.0	49	31	31	2	4	26	1	42	6	0	.257
White,A	2-9	5.51	23	20	0	0	0	0	98.0	114	66	60	13	5	51	9	64	6	0	.288
COLORADO	64-98	5.22	162	162	0	162	7	36	1422.0	1637	890	824	198	47	566	61	1144	94	6	.290
OPPONENTS	98-64	4.26	162	162	4	158	11	49	1438.0	1526	758	681	166	36	450	34	1213	54	4	.274

2012 Review

2012 CATCHER PROFILE

	W	L	ERA	ER	INN	CS	ATT	PCT	LAST CS (Base)
Hernandez	20	25	5.51	245	400.0	12	48	25.0	Maybin (2nd) 9/2
Rosario	38	63	4.98	486	878.0	30	94	31.9	Nieves (2nd) 9/23
Pacheco	1	3	6.75	30	40.0	0	5	0.0	None

Passed Balls: Hernandez (1), Rosario (21)

Catcher Pickoffs: Hernandez (1)

2012 MISCELLANEOUS RECORDS

When leading after...	Home	Road	Total	Doubleheaders	Home	Road	Total
Six complete	28-4	17-5	45-9	Individual Games	2-0	1-3	3-3
Seven complete	29-3	19-3	48-6	Doubleheader Series	1-0-0	0-1-1	1-1-1
Eight complete	31-1	24-1	55-2				
*includes rain-shortened game							
When trailing after...	Home	Road	Total	Pitching	Home	Road	Total
Six complete	1-40	3-42	4-82	Starter throws 6.0-plus	13-5	11-7	24-12
Seven complete	2-42	2-44	4-86	Starter throws < 6.0	22-41	18-45	40-86
Eight complete	2-42	0-47	2-89	Walking three/less	22-22	16-26	38-48
				Walking > three	13-24	13-26	26-50
				Bullpen allows runs	20-39	9-42	29-81
				Bullpen allows no runs	15-7	20-10	35-17
				Bullpen not used	0-0	0-0	0-0
When tied after...	Home	Road	Total	Batting	Home	Road	Total
Six complete	6-2	9-5	15-7	Scoring first	22-9	16-18	38-27
Seven complete	3-1	8-5	11-6	Opp. scoring first	13-38	13-33	26-71
Eight complete	1-3	5-4	6-7	Scoring three-plus runs	35-32	25-22	60-54
Decided seventh/late	11-7	14-11	25-18	Scoring < three runs	0-14	4-30	4-44
Decided final AB	8-4	6-10	14-14	Hitting two-plus HR	17-13	7-9	24-22
				Hitting < two HR	18-33	22-43	40-76
In Series	Home	Road	Total				
Overall	9-14-3	5-20-1	14-34-4				
Series Openers	15-11	11-15	26-26				
Series Finales	11-15	9-17	20-32				
Rubber Games	4-6	3-10	7-16				



2012 DAY-BY-DAY

GM	DATE	OPP.	SCORE	REC.	POS.	GB	ATTEN.	HOME TOTAL	WIN/LOSS/SAVE
APRIL (11-11)	HOME (7-6)	ROAD (4-5)	AVERAGE (.260)	ERA (4.57)					
1	4/6	HOU	W, 5-3	1-0	T2nd	-0.5	43,464		Guthrie/F.Rodriguez/Betancourt
2	4/7	HOU	L, 3-7	1-1	3rd	-1.5	23,962		Harrell/Moyer/None
3	4/8	HOU	L, 2-3	1-2	3rd	-2.0	14,195		Lopez/Brothers/Myers
4	4/9	SF	L, 0-7	1-3	T3rd	-3.0	49,282	49,282	Chacin/Zito/None
	4/10		OFF DAY		T3rd	-3.0			
5	4/11	SF	W, 17-8	2-3	3rd	-2.5	30,337	79,619	Reynolds/Mota/Chatwood
6	4/12	SF	L, 2-4	2-4	T3rd	-3.5	25,860	105,479	Bumgarner/Moyer/Wilson
7	4/13	ARI	W, 7-6	3-4	T3rd	-3.5	30,642	136,121	Brothers/Shaw/Betancourt
8	4/14	ARI	W, 8-7	4-4	T3rd	-3.5	29,856	165,977	Chatwood/Putz/None
9	4/15	ARI	L, 2-5	4-5	T3rd	-4.5	26,952	192,929	Cahill/Pomeranz/Shaw
10	4/16	SD	L, 1-7	4-6	T3rd	-5.0	21,547	214,476	Luebke/Guthrie/None
11	4/17	SD	W, 5-3	5-6	T3rd	-4.0	24,525	239,001	Moyer/Bass/Betancourt
12	4/18	SD	W, 8-4	6-6	T3rd	-3.0	24,762	263,763	Nicasio/Richard/None
	4/19		OFF DAY		T3rd	-3.5			
13	4/20	MIL	W, 4-3	7-6	2nd	-3.5	39,188		Belisle/Axford/Betancourt
14	4/21	MIL	L, 4-9	7-7	T2nd	-4.5	43,565		Veras/Rogers/None
15	4/22	MIL	W, 4-1	8-7	2nd	-3.5	42,611		Guthrie/Rodriguez/Betancourt
	4/23	PIT	POSTPONED RAIN/SNOW - DOUBLEHEADER 4/25						
16	4/24	PIT	L, 4-5	8-8	T3rd	-4.0	10,484		Watson/Belisle/Hanrahan
17	4/25G1	PIT	W, 2-1	9-8	T2nd	-3.5	--		Reynolds/Resop/Betancourt
18	4/25G2	PIT	L, 1-5	9-9	T2nd	-3.5	15,218		Morton/Chacin/None
	4/26		OFF DAY		3rd	-3.5			
19	4/27	NYM	W, 18-9	10-9	2nd	-3.5	35,103	298,866	Reynolds/Acosta/None
20	4/28	NYM	L, 5-7	10-10	3rd	-4.5	38,798	337,664	Gee/Moscoso/Francisco
21	4/29	NYM	L, 5-6 (11)	10-11	4th	-5.5	36,690	374,354	Francisco/Belisle/Ramirez
22	4/30	LAD	W, 6-2	11-11	4th	-4.5	25,227	399,581	Nicasio/Harang/None
MAY (10-18)	HOME (6-8)	ROAD (5-9)	AVERAGE (.264)	ERA (5.66)					
23	5/1	LAD	L, 6-7	11-12	4th	-5.5	26,211	425,792	Lilly/Chacin/Guerra
24	5/2	LAD	W, 8-5	12-12	3rd	-4.5	30,276	456,068	Betancourt/Wright/None
	5/3		OFF DAY		3rd	-4.5			
25	5/4	ATL	L, 8-9 (11)	12-13	3rd	-4.5	33,184	489,252	Durbin/Escalona/Kimbrel
26	5/5	ATL	L, 9-13	12-14	4th	-5.5	40,013	529,265	Martinez/Rogers/Hernandez
27	5/6	ATL	L, 2-7	12-15	4th	-5.5	45,330	574,595	Beachy/Nicasio/None
28	5/7	SD	L, 2-3	12-16	4th	-6.5	15,895		Volquez/Pomeranz/Thayer
29	5/8	SD	L, 1-3	12-17	4th	-6.5	17,478		White/Suppan/Thayer
30	5/9	SD	W, 6-2	13-17	4th	-6.5	20,059		Friedrich/Bass/None
	5/10		OFF DAY		T3rd	-6.5			
31	5/11	LAD	L, 3-7	13-18	4th	-7.5	35,591		Capuano/Moyer/None
32	5/12	LAD	L, 1-2	13-19	4th	-8.5	33,735		Harang/Outman/Jansen
33	5/13	LAD	L, 5-11	13-20	4th	-9.5	49,125		Lilly/White/None
34	5/14	SF	L, 2-3	13-21	4th	-10.5	41,254		Romo/Brothers/Casilla
35	5/15	SF	W, 5-4	14-21	4th	-9.5	41,332		Brothers/Casilla/Betancourt
36	5/16	ARI	W, 6-1	15-21	T3rd	-8.5	32,162	606,757	Moyer/Corbin/None
37	5/17	ARI	L, 7-9	15-22	4th	-9.5	32,035	638,792	Ziegler/Betancourt/Putz
38	5/18	SEA	L, 0-4	15-23	4th	-10.5	34,887	673,679	Millwood/White/None
39	5/19	SEA	L, 3-10	15-24	4th	-11.5	30,784	704,463	Vargas/Friedrich/None
40	5/20	SEA	L, 4-6	15-25	T4th	-12.5	36,662	741,125	Beavan/Guthrie/None
41	5/21	MIA	L, 4-7	15-26	T4th	-13.5	25,155		Buehrle/Moyer/Bell
42	5/22	MIA	L, 6-7	15-27	T4th	-14.5	22,242		Nolasco/Nicasio/Bell
43	5/23	MIA	W, 8-4	16-27	4th	-13.5	23,985		White/Zambrano/None
	5/24		OFF DAY		4th	-13.5			
44	5/25	CIN	W, 6-3	17-27	4th	-12.5	29,597		Friedrich/Cueto/Betancourt
45	5/26	CIN	L, 3-10	17-28	4th	-13.5	35,314		Hoover/Guthrie/None
46	5/27	CIN	L, 5-7	17-29	4th	-14.5	29,368		Latos/Moyer/Chapman
47	5/28	HOU	W, 9-7	18-29	4th	-14.0	34,546	775,671	Belisle/F. Rodriguez/Betancourt
48	5/29	HOU	W, 7-6 (10)	19-29	4th	-13.0	35,786	811,457	Roenicke/Myers/None
	5/29		OFF DAY		4th	-12.5			
49	5/30	HOU	W, 13-5	20-29	4th	-11.5	28,102	839,559	Friedrich/Harrell/None
50	5/31	HOU	W, 11-5	21-29	4th	-10.5	31,799	871,358	Guthrie/Norris/None
JUNE (9-18)	HOME (5-10)	ROAD (4-8)	AVERAGE (.287)	ERA (5.88)					
51	6/1	LAD	W, 13-3	22-29	4th	-9.5	36,795	908,153	Ottavino/Capuano/None
52	6/2	LAD	L, 2-6	22-30	4th	-10.5	36,175	944,328	Harang/Nicasio/None
53	6/3	LAD	W, 3-2	23-30	4th	-9.5	35,353	979,681	White/Eovaldi/Betancourt
54	6/4	ARI	W, 4-0	24-30	4th	-9.5	22,881		Friedrich/Saunders/None
55	6/5	ARI	L, 0-10	24-31	4th	-10.5	22,322		Kennedy/Guthrie/None
56	6/6	ARI	L, 1-6	24-32	4th	-11.5	23,069		Miley/Outman/None
	6/7		OFF DAY		4th	-12.0			
57	6/8	LAA	L, 2-7	24-33	4th	-12.0	41,814	1,021,495	Wilson/White/Walden
58	6/9	LAA	L, 5-11	24-34	4th	-13.0	37,801	1,059,296	Haren/Francis/None
59	6/10	LAA	L, 8-10	24-35	4th	-14.0	37,722	1,097,018	Santana/Friedrich/Downs
	6/11		OFF DAY		4th	-13.5			
60	6/12	OAK	L, 5-8	24-36	4th	-14.5	33,635	1,130,653	Colon/Guthrie/Cook
61	6/13	OAK	L, 8-10	24-37	4th	-14.5	32,155	1,162,808	Blevins/Betancourt/Cook
62	6/14	OAK	L, 2-8	24-38	4th	-15.0	32,527	1,195,335	Parker/White/None
63	6/15	DET	W, 12-4 (10)	25-38	4th	-15.0	41,878		Belisle/Valverde/Betancourt
64	6/16	DET	L, 1-4	25-39	4th	-15.0	41,800		Fister/Friedrich/None
65	6/17	DET	L, 0-5	25-40	4th	-16.0	40,619		Scherzer/Guthrie/None
	6/18		OFF DAY		4th	-16.0			
66	6/19	PHI	L, 2-7	25-41	4th	-16.0	44,329		Hamels/Outman/None
67	6/20	PHI	L, 6-7	25-42	4th	-16.0	43,729		Papelbon/Betancourt/None
68	6/21	PHI	W, 4-1	26-42	4th	-15.0	43,805		Roenicke/Worley/Betancourt
69	6/22	TEX	L, 1-4	26-43	4th	-15.0	46,964		Oswalt/Friedrich/Nathan
70	6/23	TEX	W, 11-7	27-43	4th	-15.0	42,516		Brothers/Lewis/None
71	6/24	TEX	L, 2-4	27-44	4th	-15.0	45,407		Harrison/White/None
72	6/25	WAS	W, 4-2	28-44	4th	-14.0	40,177	1,235,512	Roenicke/Strasburg/Betancourt
73	6/26	WAS	L, 5-12	28-45	4th	-14.0	36,110	1,271,622	G. Gonzalez/Friedrich/None
74	6/27	WAS	L, 5-11	28-46	4th	-14.0	36,045	1,307,667	Zimmermann/Cabrera/None
75	6/28	WAS	W, 11-10 (11)	29-46	4th	-14.0	33,957	1,341,624	Ottavino/Stammen/None
76	6/29	SD	W, 10-2	30-46	4th	-13.0	42,785	1,384,409	Francis/Marquis/None
77	6/30	SD	L, 4-8	30-47	4th	-13.0	48,169	1,432,578	Volquez/Guthrie/None



GM	DATE	OPP.	SCORE	REC.	POS.	GB	ATTEN.	HOME TOTAL	WIN/LOSS/SAVE
JULY (7-17)	HOME (2-9)	ROAD (5-8)	AVERAGE (.250)			ERA (5.16)			
78	7/1	SD	L, 0-2	30-48	4th	-14.0	31,829	1,464,407	Wells/Pomeranz/Street
79	7/2	STL	L, 3-9	30-49	T4th	-14.5	39,456		Lohse/Chatwood/None
80	7/3	STL	W, 3-2	31-49	T4th	-13.5	41,701		Francis/Kelly/Betancourt
81	7/4	STL	L, 1-4	31-50	5th	-14.0	42,338		Wainwright/Guthrie/Motte
82	7/5	STL	L, 2-6	31-51	5th	-15.0	41,751		Lynn/Friedrich/Motte
83	7/6	WAS	W, 5-1	32-51	5th	-14.0	28,951		Pomeranz/Strasburg/Betancourt
84	7/7	WAS	L, 1-4	32-52	5th	-14.0	28,032		G. Gonzalez/Francis/Clippard
85	7/8	WAS	W, 4-3	33-52	T5th	-13.0	25,125		Brothers/Clippard/Betancourt
PRE-ASG (33-52)	HOME (18-25)	ROAD (15-27)	AVERAGE (.243)			ERA (4.57)			
7/9-12 ALL-STAR BREAK									
86	7/13	PHI	W, 6-2	34-52	4th	-13.0	33,346	1,497,753	Friedrick/Lee/None
87	7/14	PHI	L, 5-8	34-53	T5th	-13.5	35,151	1,532,904	Worley/Guthrie/Papelbon
88	7/15	PHI	L, 1-5	34-54	5th	-14.5	25,685	1,558,589	Hamels/Pomeranz/None
89	7/16	PIT	W, 5-4	35-54	T5th	-14.0	36,907	1,595,496	Brothers/Grilli/None
90	7/17	PIT	L, 2-6	35-55	5th	-15.0	42,574	1,638,070	Bedard/Friedrich/Hanrahan
91	7/18	PIT	L, 6-9	35-56	5th	-16.0	30,842	1,668,912	McDonald/Reynolds/Hanrahan
7/19 OFF DAY									
92	7/20	SD	L, 5-9	35-57	5th	-16.5	25,507		Marquis/Pomeranz/None
93	7/21	SD	W, 8-6 (12)	36-57	5th	-16.5	37,174		Torres/Thatcher/Betancourt
94	7/22	SD	L, 2-3	36-58	5th	-16.5	25,198		Thayer/Ottavino/Street
95	7/23	ARI	L, 3-6	36-59	5th	-17.5	20,056		Kennedy/Sanchez/Putz
96	7/24	ARI	L, 2-6	36-60	5th	-18.5	20,432		Saunders/Cabrera/None
97	7/25	ARI	W, 4-2	37-60	5th	-17.5	23,385		Francis/Cahill/Betancourt
7/26 OFF DAY									
98	7/27	CIN	L, 0-3	37-61	5th	-17.5	38,214	1,707,126	Arroyo/Pomeranz/Chapman
99	7/28	CIN	L, 7-9	37-62	5th	-17.5	42,826	1,749,952	Cueto/Friedrich/Chapman
100	7/29	CIN	L, 2-7	37-63	5th	-17.5	29,430	1,779,382	Latos/Sanchez/None
7/30 OFF DAY									
101	7/31	STL	L, 6-11	37-64	5th	-18.0	31,297	1,810,679	Lohse/Francis/None
AUGUST (16-13)	HOME (8-8)	ROAD (8-5)	AVERAGE (.294)			ERA (4.71)			
102	8/1	STL	L, 6-9	37-65	5th	-18.0	29,547	1,840,226	Westbrook/Belisle/None
103	8/2	STL	W, 8-2	38-65	5th	-17.0	29,659	1,869,885	Brothers/Salas/None
104	8/3	SF	L, 4-16	38-66	5th	-18.0	30,176	1,900,061	Vogelsong/Sanchez/None
105	8/4	SF	L, 6-11	38-67	5th	-19.0	35,242	1,935,303	Bumgarner/Francis/None
106	8/5	SF	L, 3-8	38-68	5th	-20.0	28,804	1,964,107	Lincecum/Chatwood/None
107	8/6	LAD	W, 2-0	39-68	5th	-19.0	32,659		Ottavino/Capuan/Betancourt
108	8/7	LAD	W, 3-1	40-68	5th	-19.0	55,024		Roenicke/Harang/Betancourt
109	8/8	LAD	L, 4-6	40-69	5th	-20.0	37,084		Torres/Billingsley/Jansen
8/9 OFF DAY									
110	8/10	SF	W, 3-0	41-69	5th	-18.5	41,729		Chatwood/Lincecum/Betancourt
111	8/11	SF	L, 3-9	41-70	5th	-19.5	42,483		Cain/Pomeranz/None
112	8/12	SF	L, 6-9	41-71	5th	-20.5	41,492		Hensley/Belisle/None
113	8/13	MIL	W, 9-6	42-71	5th	-19.5	26,821	1,990,928	Francis/Fiers/None
114	8/14	MIL	W, 8-6	43-71	5th	-19.5	28,036	2,018,964	Chatwood/Wolf/Betancourt
115	8/15	MIL	W, 7-6	44-71	5th	-19.5	23,411	2,042,375	Harris/Henderson/None
116	8/16	MIA	W, 5-3	45-71	5th	-18.5	24,807	2,067,182	Ottavino/Nolasco/Betancourt
117	8/17	MIA	L, 5-6	45-72	5th	-19.0	25,614	2,092,796	LeBlanc/Roenicke/Cishek
118	8/18	MIA	L, 5-6	45-73	5th	-20.0	30,426	2,123,222	Eovaldi/Chatwood/Cishek
119	8/19	MIA	W, 3-2	46-73	5th	-19.5	43,961	2,167,183	Ottavino/Johnson/Betancourt
120	8/20	NYM	W, 3-1	47-73	5th	-19.0	23,833		Brothers/Edgin/Betancourt
121	8/21	NYM	W, 6-2	48-73	5th	-19.0	27,633		Chacin/Young/None
122	8/22	NYM	W, 5-2	49-73	5th	-19.0	22,204		Torres/Ramirez/Betancourt
123	8/23	NYM	W, 1-0	50-73	5th	-19.0	22,544		Brothers/Parnell/Belisle
124	8/24	CHC	L, 3-5	50-74	5th	-20.0	31,255		Belisle/Russell/Marmol
125	8/25	CHC	W, 4-3	51-74	5th	-19.0	35,296		Torres/Corpas/Betancourt
126	8/26	CHC	L, 0-5 (8)	51-75	5th	-19.0	32,346		Volstad/Chacin/Camp
127	8/27	LAD	W, 10-0	52-75	5th	-18.5	30,148	2,197,331	Francis/Beckett/Belisle
128	8/28	LAD	W, 8-4	53-75	5th	-18.5	28,368	2,225,699	Chatwood/Capuan/None
129	8/29	LAD	L, 8-10	53-76	5th	-19.5	25,155	2,250,854	Blanton/Pomeranz/Belisario
8/30 OFF DAY									
130	8/31	SD	L, 4-5	53-77	5th	-20.0	27,366	2,278,220	Richard/White/Gregerson
SEPT. (9-20)	HOME (7-5)	ROAD (2-15)	AVERAGE (.281)			ERA (5.46)			
131	9/1	SD	W, 9-1	54-77	5th	-20.0	30,152	2,308,372	Chacin/Volquez/None
132	9/2	SD	W, 11-10	55-77	5th	-20.0	30,678	2,339,050	Moscoco/Brach/Betancourt
133	9/3	ATL	L, 1-6	55-78	5th	-21.0	24,848		Medlen/Chatwood/None
134	9/4	ATL	W, 6-0	56-78	5th	-20.0	16,686		Torres/Hanson/None
135	9/5	ATL	L, 0-1	56-79	5th	-20.0	16,714		Minor/White/Kimbrel
136	9/6	ATL	L, 0-1	56-80	5th	-20.5	19,313		Hudson/Chacin/Kimbrel
137	9/7	PHI	L, 2-3	56-81	5th	-21.5	42,028		Papelbon/Harris/None
9/8 POSTPONED - RAIN - DOUBLEHEADER 9/9									
138	9/9G1	PHI	L, 2-3	56-82	5th	-22.0	41,813		Papelbon/Belisle/None
139	9/9G2	PHI	L, 4-7	56-83	5th	-22.5	40,394		Rosenberg/Roenicke/Papelbon
140	9/10	SF	W, 6-5	57-83	5th	-21.5	25,817	2,364,867	Moscoco/Vogelsong/Betancourt
141	9/11	SF	L, 8-9	57-84	5th	-22.5	26,631	2,391,498	Kontos/Torres/Lopez
142	9/12	SF	L, 3-8	57-85	5th	-23.5	24,182	2,415,680	Lincecum/Francis/None
9/13 OFF DAY									
143	9/14	SD	W, 7-4	58-85	5th	-23.5	25,018		Moscoco/Cashner/Betancourt
144	9/15	SD	L, 3-4	58-86	5th	-24.5	27,651		Kelly/Pomeranz/Gregerson
145	9/16	SD	L, 11-12	58-87	5th	-24.5	22,948		Thatcher/Belisle/None
146	9/17	SF	L, 1-2	58-88	5th	-25.5	41,280		Bumgarner/Moscoco/Romo
147	9/18	SF	L, 3-6	58-89	5th	-26.5	41,718		Lincecum/Francis/None
148	9/19	SF	L, 1-7	58-90	5th	-27.5	41,292		Cain/Chatwood/None
149	9/20	SF	L, 2-9	58-91	5th	-28.5	41,157		Zito/De La Rosa/None
150	9/21	ARI	L, 5-15	58-92	5th	-29.5	42,359	2,458,039	Miley/White/None
151	9/22	ARI	L, 7-8	58-93	5th	-30.5	33,689	2,491,728	Bergesen/Torres/Putz
152	9/23	ARI	L, 7-10	58-94	5th	-30.5	32,448	2,524,176	Albers/Belisle/Putz
153	9/24	ARI	W, 4-2	59-94	5th	-30.0	22,277	2,546,453	Chatwood/Cahill/Betancourt
154	9/25	CHC	W, 10-5 (7)	60-94	5th	-29.0	26,660	2,573,113	Torres/Rusin/None
155	9/26	CHC	W, 6-0	61-94	5th	-29.0	27,057	2,600,170	Pomeranz/Becker/None
156	9/27	CHC	W, 7-5	62-94	5th	-29.0	30,288	2,630,458	Chacin/Volstad/Betancourt
157	9/28	LAD	L, 0-8	62-95	5th	-30.0	37,133		Kershaw/Francis/None
158	9/29	LAD	L, 0-3	62-96	5th	-30.0	40,724		Blanton/Chatwood/League
159	9/30	LAD	L, 1-7	62-97	5th	-31.0	35,607		Beckett/De La Rosa/None
OCTOBER (2-1)	HOME (0-0)	ROAD (2-1)	AVERAGE (.277)			ERA (3.23)			
160	10/1	ARI	W, 7-4 (13)	63-97	5th	-30.0	24,123		Outman/Bergesen/Roenicke
161	10/2	ARI	L, 3-5	63-98	5th	-31.0	22,466		Ziegler/Betancourt/None
162	10/3	ARI	W, 2-1	64-98	5th	-30.0	24,344		Francis/Kennedy/Belisle



2012 Statistics

STARTING PITCHING

PLAYER	W	L	ERA	G	GS	CG	SHO	INN	H	R	ER	HR	BB	IBB	SO	AVG
Cabrera	0	2	11.12	2	2	0	0	5.2	9	9	7	3	7	1	5	.346
Chacin	3	5	4.43	14	14	0	0	69.0	80	35	34	10	32	0	45	.288
Chatwood	4	5	4.88	19	12	0	0	51.2	53	32	28	6	28	2	33	.269
DeLaRosa	0	2	9.28	3	3	0	0	10.2	17	14	11	5	2	0	6	.340
Francis	6	7	5.58	24	24	0	0	113.0	145	71	70	15	22	5	76	.316
Friedrich	5	8	6.17	16	16	0	0	84.2	102	61	58	14	30	0	74	.303
Guthrie	3	8	6.66	19	15	0	0	78.1	110	66	58	19	28	1	39	.333
Moscoso	0	1	10.80	23	3	0	0	13.1	23	16	16	2	7	0	13	.377
Moyer	2	5	5.70	10	10	0	0	53.2	75	40	34	11	18	2	36	.328
Nicasio	2	3	5.28	11	11	0	0	58.0	72	37	34	7	22	1	54	.313
Outman	0	2	8.89	27	7	0	0	26.1	35	26	26	6	13	0	23	.324
Pomeranz	2	9	4.93	22	22	0	0	96.2	97	57	53	14	46	2	83	.261
Sanchez	0	3	9.53	3	3	0	0	11.1	17	13	12	3	9	1	9	.370
White	2	8	5.15	22	20	0	0	92.2	104	59	53	12	46	8	59	.281
TOTALS	29	68	5.81	-	162	0	0	765.0	939	536	494	127	310	23	555	.304

*stats only in starts

TEAM RECORD BY STARTING PITCHER IN 2012

Starter	Starts	W	L	Pct.
Jeff Francis	24	13	11	.542
Drew Pomeranz	22	8	14	.364
Alex White	20	9	11	.450
Christian Friedrich	16	5	11	.313
Jeremy Guthrie	15	6	9	.400
Jhoulys Chacin	14	5	9	.357
Tyler Chatwood	12	6	6	.500
Juan Nicasio	11	5	6	.455
Jamie Moyer	10	2	8	.200
Josh Outman	7	3	4	.429
Jorge De La Rosa	3	1	2	.333
Guillermo Moscoso	3	1	2	.333
Jonathan Sanchez	3	0	3	.000
Edwar Cabrera	2	0	2	.000
Totals	162	64	98	.395

STARTERS / RELIEVERS

	W	L	ERA	G	IP	H	R	ER	HR	BB	SO
Starter	29	68	5.81	162	765.0	939	536	494	127	310	555
Reliever	35	30	4.52	162	657.0	698	354	330	71	256	589
Totals	64	98	5.22	162	1422.0	1637	890	824	198	566	1144

	W	L	ERA	G	IP	H	R	ER	HR	BB	SO
Home	35	46	5.97	81	734.0	909	523	487	118	269	574
Road	29	52	4.41	81	688.0	728	367	337	80	297	570
Totals	64	98	5.22	162	1422.0	1637	890	824	198	566	1144

RELIEF PITCHING

PITCHER	W	L	ERA	APP	GF	SV	IP	H	R	ER	HR	SH	SF	HB	BB	IBB	SO	WP	BK	AVG
Belisle	3	8	3.71	80	14	3	80.0	91	36	33	5	4	0	3	18	6	69	1	1	.282
Betancourt	1	4	2.81	60	53	31	57.2	53	19	18	6	2	2	0	12	4	57	0	1	.241
Brothers	8	2	3.86	75	10	0	67.2	63	33	29	5	3	3	1	37	7	83	5	1	.251
Chatwood	1	1	7.62	7	3	1	13.0	21	11	11	3	1	0	0	5	0	8	0	0	.362
Ekstrom	0	0	6.32	15	5	0	15.2	21	11	11	1	3	3	0	2	0	9	0	0	.328
Escalona	0	1	6.04	22	6	0	22.1	23	16	15	5	1	1	1	7	1	21	2	0	.264
Guthrie	0	1	4.38	4	0	0	12.1	12	6	6	2	0	1	1	3	1	6	0	0	.261
Harris	1	1	8.15	20	10	0	17.2	27	18	16	3	2	1	1	6	1	19	4	0	.342
Moscoso	3	1	4.42	20	4	0	36.2	44	18	18	6	1	1	0	12	0	34	4	0	.297
Ottavino	5	1	4.56	53	6	0	79.0	76	42	40	9	3	1	1	34	7	81	8	0	.253
Outman	1	1	6.91	20	3	0	14.1	12	11	11	1	0	0	0	7	0	17	1	0	.222
Putnam	0	0	0.00	2	0	0	2.0	3	0	0	0	1	0	0	1	0	0	0	0	.429
Reynolds	3	1	4.40	71	16	0	57.1	65	31	28	11	6	3	0	17	4	51	5	1	.291
Roenicke	4	2	3.25	63	14	1	88.2	85	40	32	9	6	4	2	43	3	54	8	0	.259
Rogers	0	2	8.06	23	6	0	25.2	36	23	23	2	0	0	2	18	2	29	5	0	.324
Scahill	0	0	1.04	6	3	0	8.2	7	1	1	0	0	0	0	3	0	4	0	0	.233
Torres	5	3	5.26	31	9	0	53.0	49	31	31	2	6	4	4	26	1	42	6	0	.257
White	0	1	11.81	3	0	0	5.1	10	7	7	1	0	0	0	5	1	5	1	0	.385
TOTALS	35	30	4.52	-	162	36	657.0	698	354	330	71	39	24	16	256	38	589	50	4	.274

2012 CLUB MISCELLANEOUS

	HOME		ROAD		TOTALS			HOME		ROAD		TOTALS	
	<u>W</u>	<u>L</u>	<u>W</u>	<u>L</u>	<u>W</u>	<u>L</u>		<u>W</u>	<u>L</u>	<u>W</u>	<u>L</u>	<u>W</u>	<u>L</u>
VS. ATLANTA	0	3	1	3	1	6	VS. LOS ANGELES- AL	0	3	0	0	0	3
VS. MIAMI	2	2	1	2	3	4	VS. DETROIT	0	0	1	2	1	2
VS. NEW YORK	1	2	4	0	5	2	VS. OAKLAND	0	3	0	0	0	3
VS. PHILADELPHIA	1	2	1	5	2	7	VS. SEATTLE	0	3	0	0	0	3
VS. WASHINGTON	2	2	2	1	4	3	VS. TEXAS	0	0	1	2	1	2
TOTALS VS. EAST	6	11	9	11	15	22	TOTALS VS. A.L.	0	9	2	4	2	13
	<u>W</u>	<u>L</u>	<u>W</u>	<u>L</u>	<u>W</u>	<u>L</u>	OVERALL TOTALS	35	46	29	52	64	98
VS. CHICAGO	3	0	1	2	4	2	ATTENDANCE						
VS. CINCINNATI	0	3	1	2	1	5	HOME 2,630,458 (81 DATES)	32,475 AVG					
VS. HOUSTON	4	0	1	2	5	2	ROAD 2,584,080 (80 DATES)	32,301 AVG					
VS. MILWAUKEE	3	0	2	1	5	1							
VS. PITTSBURGH	1	2	1	2	2	4							
VS. ST. LOUIS	1	2	1	3	2	5							
TOTALS VS. CENTRAL	12	7	7	12	19	19	DOUBLE PLAYS (TURNED)						
	<u>W</u>	<u>L</u>	<u>W</u>	<u>L</u>	<u>W</u>	<u>L</u>	TRIPLE PLAYS						
VS. ARIZONA	4	5	4	5	8	10	LEFT ON						
VS. LOS ANGELES	6	3	2	7	8	10	GRAND SLAM						
VS. SAN DIEGO	5	4	3	6	8	10	HOME RUNS - HOME						
VS. SAN FRANCISCO	2	7	2	7	4	14	HOME RUNS - ROAD						
TOTALS VS. WEST	17	19	11	25	28	44							
TOTALS VS. N.L.	35	37	27	48	62	85							

	<u>COL</u>	<u>OPP</u>
	139	151
	0	0
	1111	1228
	8	3
	100	118
	66	80

2012 Review

2012 PINCH-HITTING

	AVG	G	AB	R	H	2B	3B	HR	RBI	BB	IBB	SO	OBP	SLG
Blackmon	.200	11	10	2	2	1	0	0	1	1	0	2	.273	.300
Brown	.091	13	11	1	1	0	0	0	0	1	0	5	.167	.091
Chatwood	.000	2	1	0	0	0	0	0	0	0	0	1	.000	.000
Colvin	.227	23	22	2	5	0	1	2	6	1	0	11	.261	.591
Cuddyer	.500	5	4	0	2	0	0	0	1	1	0	0	.600	.500
Fowler	.273	14	11	2	3	0	0	2	2	3	0	7	.429	.818
Giambi	.219	41	32	1	7	0	0	1	3	8	1	11	.390	.313
Gonzalez	.000	4	4	0	0	0	0	0	0	0	0	2	.000	.000
Helton	.500	4	2	2	1	0	0	1	4	2	0	0	.750	2.000
Hernandez	.167	6	6	0	1	0	0	0	1	0	0	2	.167	.167
Herrera	.067	17	15	2	1	0	0	0	0	2	0	3	.176	.067
LeMahieu	.000	5	5	0	0	0	0	0	0	0	0	0	.000	.000
McBride	.308	13	13	1	4	0	0	0	2	0	0	3	.308	.308
Nelson	.250	11	8	1	2	0	0	1	1	3	0	2	.455	.625
Nieves	.667	3	3	0	2	0	0	0	0	0	0	0	.667	.667
Ortega	.000	1	1	0	0	0	0	0	0	0	0	1	.000	.000
Pacheco	.333	8	6	0	2	0	0	0	0	1	0	2	.429	.333
Rosario	.273	11	11	2	3	0	0	1	2	0	0	2	.273	.545
Rutledge	.600	10	10	2	6	1	1	1	5	0	0	1	.600	1.200
White	.000	1	1	0	0	0	0	0	0	0	0	1	.000	.000
Young	.245	61	53	12	13	1	0	1	4	5	0	13	.333	.321
TOTALS	.240	142	229	30	55	3	2	10	32	28	1	69	331	402

2012 HOME RUN TOTALS

Player	No.	Solo	2-run	3-run	GS	vs. LHP	vs. RHP	Home	Road	GT	GA	Rockies Record	Last	AB's Since
Charlie Blackmon	2	2	-	-	-	-	2	1	1	-	-	2-0	9/26/12 vs. CHC	28
Andrew Brown	5	5	-	-	-	1	4	3	2	1	1	2-3	9/30/12 at LAD	14
Tyler Colvin	18	8	7	3	-	1	17	11	7	3	6	8-8	9/11/12 vs. SF	68
Michael Cuddyer	16	10	4	-	2	8	8	9	7	2	3	6-8	8/16/12 vs. MIA	5
Tommy Field	-	-	-	-	-	-	-	-	-	-	-	-	No MLB Homers	50
Dexter Fowler	13	9	1	2	1	3	10	10	3	-	3	8-5	9/1/12 vs. SD	69
Jason Giambi	1	-	-	1	-	1	-	1	-	-	1	1-0	5/2/12 vs. LAD	71
Carlos Gonzalez	22	11	7	3	1	6	16	13	9	4	7	6-11	9/4/12 at ATL	46
Todd Helton	7	3	2	-	2	2	5	4	3	1	3	3-4	6/13/12 vs. OAK	68
Ramon Hernandez	5	3	1	-	1	-	5	4	1	1	-	4-1	9/2/12 vs. SD	12
Jonathan Herrera	3	2	1	-	-	2	1	3	-	-	-	1-2	6/26/12 vs. WAS	136
DJ LeMahieu	2	1	1	-	-	-	2	1	1	-	-	1-1	9/27/12 vs. CHC	20
Matt McBride	2	-	1	1	-	1	1	1	1	-	-	1-1	9/25/12 vs. CHC	18
Chris Nelson	8	5	2	2	-	1	8	3	6	-	5	5-4	9/14/12 at SD	70
Rafael Ortega	-	-	-	-	-	-	-	-	-	-	-	-	No MLB Homers	4
Jordan Pacheco	5	3	1	1	-	2	3	4	1	-	2	3-2	9/27/12 vs. CHC	27
Wilin Rosario	28	16	10	2	-	14	14	18	10	2	4	13-13	10/1/12 at ARI	10
Josh Rutledge	8	3	3	1	1	3	5	5	3	1	-	2-6	9/16/12 at SD	71
Troy Tulowitzki	8	5	2	1	-	3	5	3	5	1	5	4-4	5/28/12 vs. HOU (1)	9
Eric Young Jr.	4	3	1	-	-	1	3	2	2	-	1	3-1	8/15/12 vs. MIL	16

MULTI-HIT GAMES

Player	2	3	4	5	Total	Career High
Blackmon	6	-	2	-	8	4, 3x, last: 10/1/12 at ARI
Brown	4	2	-	-	6	3, 2x, last: 8/28/12 vs. LAD
Colvin	25	5	1	-	31	4, 6/28/12 vs. WAS
Cuddyer	14	6	2	-	22	4, 12x, last: 7/21/12 at SD
Fowler	22	11	1	-	34	4, 2x, last: 5/28/12 vs. HOU G2
Giambi	3	-	-	-	3	5, 7/2/96 at SEA
Gonzalez	34	10	4	-	48	4, 14x, last: 9/14/12 at SD
Helton	8	3	-	-	11	5, 5/3/00 vs. MON
Hernandez	8	2	-	-	10	4, 8x, last: 3/31/11 vs. MIL
Herrera	11	4	-	-	15	4, 6/19/10 vs. MIL
LeMahieu	15	4	1	-	20	4, 2x, last: 7/28/12 vs. CIN
McBride	2	-	-	-	2	2, 2x, last: 9/11/12 vs. SF
Nelson	19	10	-	-	29	3, 13x, last: 10/2/12 at ARI
Pacheco	29	10	-	-	39	4, 9/25/11 at HOU
Rosario	22	6	-	-	28	3, 6x, last: 9/23/12 vs. ARI
Rutledge	16	3	1	-	20	4, 8/7/12 at LAD
Tulowitzki	10	3	-	-	13	5, 2x, last: 8/10/09 vs. CHC
Young	8	5	-	-	13	3, 7x, last: 8/14/12 vs. MIL

MULTI-RBI GAMES

Player	2	3	4	5+	Total	Career High
Blackmon	1	-	-	-	1	2, 2x, last: 9/23/12 vs. ARI
Brown	2	-	-	-	2	2, 3x, last: 9/24/12 vs. ARI
Colvin	13	6	-	1	20	5, 6/28/12 vs. WAS
Cuddyer	10	2	2	-	14	5, 5x, last: 8/3/11 at LAA
Fowler	8	3	1	-	12	4, 2x, last: 9/1/12 vs. SD
Giambi	-	1	-	-	1	7, 4x, last: 5/19/11 at PHI
Gonzalez	13	4	4	1	22	6, 3x, last: 4/27/12 vs. NYM
Helton	1	3	2	-	6	6, 5/29/03 vs. LAD
Hernandez	5	1	-	1	7	7, 2x, last: 5/23/06 at SEA
Herrera	1	-	-	-	1	3, 3x, last: 4/14/11 at NYM
LeMahieu	3	-	-	-	3	2, 3x, last: 8/27/12 vs. LAD
McBride	1	1	-	-	2	3, 9/25/12 vs. ARI
Nelson	8	4	-	-	12	3, 5x, last: 9/9/12 at PHI G2
Pacheco	10	2	1	-	13	4, 7/21/12 at SD
Rosario	19	5	-	-	24	3, 6x, last: 8/28/12 vs. LAD
Rutledge	5	2	1	-	8	3, 4, 9/16/12 at SD
Tulowitzki	7	-	1	-	8	7, 2x, last: 9/15/10 vs. SD
Young	2	-	-	-	2	2, 6x, last: 8/14/12 vs. MIL

2012 STARTS BY POSITION

	1	2	3	4	5	6	7	8	9
Blackmon	4-2	4-4				0-1	3-4	1-1	
Brown				2-3	3-5	4-7	2-3		
Colvin	6-6	7-7	0-2	2-2	13-16	11-13	6-6	0-1	
Cuddyer				1-0	14-31	5-8	12-21		
Field									
Fowler	22-41	9-9	10-8					4-11	1-1
Giambi			0-1	1-4	5-6	0-1			
Gonzalez			42-71	10-8					
Helton			0-1	2-1	21-32	2-5			
Hernandez				3-2	3-4	3-6	10-13	1-0	
Herrera	2-1	7-5					2-1	17-19	0-1
LeMahieu	1-0	0-1				0-1	5-3	20-33	
McBride							3-2	2-10	
Nelson			1-0		4-10	7-12	14-16	7-14	1-1
Ortega		0-1							
Pacheco			6-11	9-13	2-3	3-10	18-23	6-12	3-1
Rosario				11-19	7-5	4-6	12-24	4-9	
Rutledge	6-7	11-26					0-3	4-6	
Tulowitzki			1-2	17-25	0-2				
Young	10-18								

2012 STARTS BY BATTING ORDER

	1B	2B	3B	SS	LF	CF	RF	C	DH
Blackmon					6-6	0-1	6-5		
Brown					4-5		7-13		
Colvin	9-9				1-4	15-17	20-23		
Cuddyer		9-15						23-45	
Fowler						46-70			
Field									
Giambi	4-8								2-4
Gonzalez					52-79				
Helton	25-39								
Hernandez								20-24	
Herrera		7-5	18-16	3-6					
LeMahieu		25-35		1-4					
McBride		3-5						2-7	
Nelson		6-12		28-40					
Ortega						0-1			
Pacheco		14-21			32-48				1-4
Rosario	0-1							36-60	
Rutledge		2-5	19-37						
Tulowitzki			18-29						
Young					1-4	3-9	6-5		

2012 DISABLED LIST

Player	Type	Injury	Placed (retro)	Reinstated	Missed	Record
Juan Nicasio	60-day	Left knee surgery	June 3	--	110	42-68
Todd Helton	60-day	Right hip arthroscopy	August 6	--	56	26-30
Jonathan Sanchez	60-day	Left bicep tendinitis	August 5 (August 4)	--	57	26-31
Troy Tulowitzki	15-day	Strained left groin	May 31 (May 30)	--	113	44-69
Christian Friedrich	15-day	Stress fracture in lower back	August 4 (July 29)	--	58	26-32
Michael Cuddyer	15-day	Right oblique strain	August 19	--	44	19-25
Eric Young Jr.	15-day	Left intercostal muscle strain	August 21 (August 20)	--	42	17-25
Charlie Blackmon	15-day	Turf toe in right foot	April 4 (March 26)	April 14	7	3-4
Josh Outman	15-day	Oblique strain	April 4 (March 30)	May 11	30	13-17
Jeremy Guthrie	15-day	Right shoulder sprain	April 28 (April 23)	May 15	15	3-12
Chris Nelson	15-day	Left wrist inflammation	May 16 (May 15)	May 31	14	6-8
Jonathan Herrera	15-day	Strained right hamstring	May 23 (May 22)	June 23	26	11-15
Ramon Hernandez	15-day	Left hand strain	May 25 (May 24)	July 13	42	16-25
Todd Helton	15-day	Left hip inflammation	July 13 (July 9)	July 27	12	4-8
Jonathan Herrera	15-day	Infection in left wrist	July 17 (July 16)	July 31	13	2-9
Wil Nieves	15-day	Turf toe in right foot	July 13 (July 9)	August 1	16	4-12
Chris Nelson	15-day	Irregular heart beat	July 17 (July 16)	August 6	17	3-14
Michael Cuddyer	15-day	Right oblique strain	August 4 (August 1)	August 16	11	6-5
Jhoulys Chacin	15-day	Right shoulder inflammation	May 6 (May 2)	August 21	97	36-61
Jason Giambi	15-day	Viral syndrome	July 24 (July 21)	September 1	35	17-18
Edgmer Escalona	15-day	Olecranon bursa inflammation	August 11 (August 5)	September 2	21	13-8
Jorge De La Rosa	60-day	UCL tear recovery	May 25, 2011	September 20	263	107-156

2012 Review

2012 FIELDING STATISTICS

FIRST BASE									OUTFIELD									
PLAYER	PCT	G	GS	PO	A	E	TC	DP	PLAYER	PCT	G	GS	PO	A	E	TC	DP	
Colvin	.989	31	18	167	7	2	176	11	Blackmon	1.000	33	24	54	4	0	58	2	
Cuddyer	.991	26	24	217	15	2	234	22	Brown	.967	33	28	55	3	2	60	0	
Giambi	1.000	13	12	86	3	0	89	7	Colvin	.984	94	81	179	8	3	190	1	
Helton	.997	67	64	566	57	2	625	53	Cuddyer	.977	74	68	122	6	3	131	3	
Hernandez	1.000	2	0	1	0	0	1	0	Fowler	.978	131	116	257	4	6	267	2	
LeMahieu	1.000	1	0	1	0	0	1	0	Gonzalez	.982	131	131	207	7	4	218	0	
McBride	.967	8	8	59	0	2	61	3	McBride	1.000	12	9	20	0	0	20	0	
Nieves	1.000	2	0	1	0	0	1	0	Ortega	1.000	1	1	3	0	0	3	0	
Pacheco	.988	43	35	324	10	4	338	26	Young	1.000	34	28	64	0	0	64	0	
Rosario	.889	1	1	8	0	1	9	1	Totals	.982	162	162	961	32	18	1011	8	
Totals	.992	162	162	1430	92	13	1535	123										
SECOND BASE									PITCHING									
PLAYER	PCT	G	GS	PO	A	E	TC	DP	PLAYER	PCT	G	GS	PO	A	E	TC	DP	
Field	1.000	1	0	1	0	0	1	0	Belisle	.929	80	0	6	7	1	14	0	
Herrera	1.000	19	12	26	32	0	58	6	Betancourt	1.000	60	0	3	1	0	4	0	
LeMahieu	.994	67	60	105	204	2	311	33	Brothers	1.000	75	0	1	5	0	6	1	
Nelson	.989	21	18	39	54	1	94	13	Cabrera	.000	2	2	0	0	0	0	0	
Rutledge	1.000	7	7	15	18	0	33	4	Chacin	.857	14	14	7	11	3	21	1	
Scutaro	.983	72	65	139	205	6	350	45	Chatwood	.947	19	12	5	13	1	19	2	
Totals	.989	162	162	325	513	9	847	101	De La Rosa	.000	3	3	0	0	0	0	0	
THIRD BASE									Ekstrom	1.000	15	0	2	3	0	5	1	
PLAYER	PCT	G	GS	PO	A	E	TC	DP	Escalona	1.000	22	0	0	2	0	2	0	
Herrera	1.000	13	9	7	13	0	20	2	Francis	1.000	24	24	5	23	0	28	1	
LeMahieu	1.000	9	5	2	8	0	10	0	Friedrich	.786	16	16	3	8	3	14	0	
Nelson	.931	92	68	45	118	12	175	14	Guthrie	.889	19	15	5	11	2	18	1	
Pacheco	.948	82	80	21	142	9	172	15	Harris	1.000	20	0	1	3	0	4	0	
Rosario	.500	3	0	0	1	1	2	0	Moscato	1.000	23	3	3	9	0	12	2	
Totals	.942	162	162	75	282	22	379	31	Moyer	1.000	10	10	3	11	0	14	0	
SHORTSTOP									Nicasio	1.000	11	11	5	6	0	11	0	
PLAYER	PCT	G	GS	PO	A	E	TC	DP	Ottavino	1.000	53	0	5	10	0	15	0	
Herrera	.981	42	34	53	101	3	157	15	Outman	1.000	27	7	1	5	0	6	0	
LeMahieu	.000	2	0	0	0	0	0	0	Pomeranz	.952	22	22	6	14	1	21	0	
Nelson	1.000	1	0	1	0	0	1	0	Putnam	.000	2	0	0	0	0	0	0	
Rutledge	.956	57	56	83	157	11	251	33	Reynolds	.889	71	0	5	11	2	18	1	
Tulowitzki	.964	47	47	76	140	8	224	31	Roenicke	.958	63	0	3	20	1	24	0	
Totals	.967	162	162	253	487	25	765	96	Rogers	.750	23	0	0	3	1	4	0	
CATCHER									Sanchez	1.000	3	3	1	3	0	4	0	
PLAYER	PCT	G	GS	PO	A	E	TC	DP	Scahill	1.000	6	0	0	1	0	1	0	
Hernandez	.994	46	45	336	17	2	355	4	Torres	.909	31	0	1	9	1	11	0	
Pacheco	.968	5	5	29	1	1	31	0	White	.933	23	20	8	20	2	30	0	
Rosario	.983	105	100	694	78	13	785	5	Totals	.941	162	162	79	209	18	306	10	
Nieves	.989	12	12	84	7	1	92	2										
Totals	.987	162	162	1143	103	17	1263	11										
Passed Balls: Rosario (21), Hernandez (1)																		

Passed Balls: Rosario (21), Hernandez (1)

2012 HIGHS & LOWS

GENERAL

LONGEST WINNING STREAK
5, 2x, last: 8/19-23
LONGEST WINNING STREAK, HOME
5, 5/28-6/1
LONGEST WINNING STREAK, ROAD
4, 8/20-23
MOST CONSECUTIVE LOSSES
9, 9/15-23
MOST CONSECUTIVE LOSSES, HOME
7, 7/17-8/1
MOST CONSECUTIVE LOSSES, ROAD
9, 9/15-9/30
LONGEST GAME, TIME
4:00, 5/17 vs. SF (9 innings)
4:15, 6/28 vs. WAS (11 innings)
LONGEST GAME, INNINGS
13, 10/1 at ARI
SHORTEST GAME, TIME
2:31, 4/7 at HOU
SHORTEST GAME, INNINGS
6.5, 9/25 vs. CHC (Rain)
MOST RUNNERS LEFT ON BASE
13, 2x, last: 8/5 vs. SF (9 innings)
13, 6/28 vs. WAS (11 innings)
DOUBLE PLAYS TURNED
4, 4/17 vs. SD
OPPONENT DOUBLE PLAYS TURNED
4, 6/27 vs. WAS
MOST ERRORS
5, 9/9 at PHI - Game 2
2, 9x, last: Herrera, Nelson, 9/9 at PHI (2)
LARGEST MARGIN OF VICTORY
10, 2x, last: 8/27 vs. LAD (10-0)
LARGEST MARGIN OF DEFEAT
12, 8/3 vs. SF (16-4)
BIGGEST COMEBACK TO WIN
4, 6-2 in 3rd, 4/13 vs. ARI
BIGGEST LEAD TO LOSE IN A LOSS
5, 5-0 in 1st, 5/4 vs. ATL
HIGHEST ATTENDANCE, HOME
49,282, 4/9 vs. SF
HIGHEST ATTENDANCE, ROAD
55,024, 8/7 at LAD

BATTING (TEAM / INDIVIDUAL)

MOST RUNS, GAME
18, 4/27 vs. NYM
4, 3x, last: Cuddyer, 6/1 vs. LAD
FEWEST RUNS, GAME
0, 11x, last: 9/29 at LAD
MOST RUNS, INNING
11, 5th, 4/27 vs. NYM
MOST HITS, GAME
22, 4/11 vs. SF
4, 14x, last: Blackmon, 10/1 at ARI
FEWEST HITS, GAME
2, 2x, last: 9/5 at ATL
MOST DOUBLES, GAME
8, 4/11 vs. SF
3, 2x, last: Rutledge, 8/7 at LAD
MOST TRIPLES, GAME
3, 4/11 vs. SF (Gonzalez 2, Young 1)
2, 2x, last: Colvin, 8/1 vs. STL
MOST HOME RUNS, GAME
5, 3x, last: 6/9 vs. LAA
3, Gonzalez, 5/30 vs. HOU
MOST CONSECUTIVE GAMES, HR
7, 7/28-8/4 (8 HR)
4, Rutledge, 7/29-8/2
MOST CONSECUTIVE GAMES, NO HR
4, 9/5-9/9 - Game 1
MOST EXTRA-BASE HITS, GAME
11, 4/11 vs. SF
3, 5x, last: Rutledge, 8/7 at LAD (3 2B)
MOST TOTAL BASES, GAME
36, 4/11 vs. SF
13, Gonzalez, 5/30 vs. HOU
MOST RBI, GAME
6, Gonzalez, 4/27 vs. NYM
MOST WALKS, GAME
9, 2x, last: 8/5 vs. SF
3, 4x, last: Fowler, 9/19 at SF
MOST STRIKEOUTS, GAME
16, 6/5 at ARI
4, 3x, last: Rutledge, 10/1 at ARI
FEWEST STRIKEOUTS, GAME
2, 4x, last: 6/27 vs. WAS
MOST STOLEN BASES, GAME
4, 2x, last: 5/31 vs. HOU
2, 7x, last: Gonzalez, 9/14 v.s SD
LONGEST HITTING STREAK
14, Pacheco, 8/22-9/5

PITCHING (TEAM / INDIVIDUAL)

FEWEST RUNS, GAME
0, 7x, last: 9/26 vs. CHC
MOST RUNS, GAME
16, 8/3 vs. SF
9, Friedrich, 6/10 vs. LAA, 4.0 ip
FEWEST HITS, GAME
3, 2x, last: 8/10 at SF
1, Pomeranz, 7/6 at WAS, 6.1 ip
MOST HITS, GAME
21, 6/26 vs. WAS
12, Guthrie, 5/31 vs. HOU, 7.0 ip
FEWEST WALKS, GAME
0, 6x, last: 8/14 vs. MIL
0, 9x, last: Chacin, 8/21 at NYM, 6.0 ip
MOST WALKS, GAME
10, 2x, last: 5/15 at SF
5, 9x, last: Pomeranz, 9/21 vs. ARI
MOST STRIKEOUTS, GAME
13, 5/21 at MIA (9 innings)
15, 10/1 at ARI (13 innings)
10, Friedrich, 5/14 at SF
MOST HOME RUNS, GAME
5, 7/28 vs. CIN
4, Moyer, 5/27 at CIN, 5.0 ip
LONGEST SCORELESS INNING STREAK (MIN. 8.0 IP)
14.0 ip, Belisle, 6/13-7/6
12.0 ip, Torres, 7/4-29
10.2 ip, Ottavino, 8/3-16
10.0 ip, Friedrich, 5/30-6/4
9.1 ip, Pomeranz, 7/1-6
9.0 ip, Francis, 8/22-27
9.0 ip, Roenicke, 4/28-5/7
8.2 ip, Brothers, 8/17-28
8.2 ip, Moscoso, 6/14-22
8.2 ip, Roenicke, 8/21-9/7
8.1 ip, Reynolds, 4/11-5/1
8.0 ip, Betancourt, 7/18-8/10
8.0 ip, Friedrich, 5/9-14
LONGEST WINNING STREAK
7, Rex Brothers, 5/15-8/23
LONGEST LOSING STREAK
6, 4x, last: Belisle, 8/1-9/23
MOST INNINGS PITCHED, STARTER
7.0, 12x, last: Chacin, 9/1 vs. SD
MOST INNINGS PITCHED, RELIEF
4.0, 2x, last: Guthrie, 6/27 vs. WAS
MOST HIT BY PITCH, GAME
2, 6x, last: 8/15 vs. MIL
2, 3x, last: Pomeranz, 8/6 at LAD

2012 RUNS BY INNING

	RUNS BY INNING, OVERALL																
	1	2	3	4	5	6	7	8	9	10	11	12	13	14	15+	TOTAL	
COLORADO	123	68	81	88	78	76	72	98	56	10	2	2	4	0	0	761	
OPPONENT	123	69	123	117	133	88	84	89	57	1	3	0	2	0	0	890	

2012 EJECTIONS

Date	Player/Coach	Umpire
6/10	Jim Tracy	Greg Gibson
8/6	Jim Tracy	Mike Everitt
9/10	Jim Tracy	Angel Campos

NOTES



NOTES





GR HISTORY AND RECORDS



The Rockies All-Time Record

Year	—OVERALL—					at	on the	vs.	vs.	vs.	Manager
	W	L	Pct.	Pos.	GB	Home	Road	West	Central	East	
1993	67	95	.414	6/7	37.0	39-42	28-53	31-47	—	36-48	Baylor
1994	53	64	.453	3/4	6.5	25-32	28-32	12-18	25-22	16-24	Baylor
1995+	77	67	.535	2/4	1.0	44-28	33-39	21-18	31-26	25-23	Baylor
1996	83	79	.512	3/4	8.0	55-26	28-53	19-20	36-26	28-33	Baylor
1997	83	79	.512	3/4	7.0	47-34	36-45	30-25	31-24	13-23	Baylor
1998	77	85	.475	4/5	21.0	42-39	35-46	24-20	25-33	24-24	Baylor
1999	72	90	.444	5/5	28.0	39-42	33-48	23-29	21-32	24-21	Leyland
2000	82	80	.506	4/5	15.0	48-33	34-47	23-29	29-24	24-21	Bell
2001	73	89	.451	5/5	19.0	41-40	32-49	32-44	24-18	15-17	Bell
2002	73	89	.451	4/5	25.0	47-34	26-55	31-45	17-19	18-14	Bell/Hurdle
2003	74	88	.457	4/5	26.5	49-32	25-56	35-41	19-20	11-21	Hurdle
2004	68	94	.420	4/5	25.0	38-43	30-51	39-37	10-26	11-21	Hurdle
2005	67	95	.414	5/5	15.0	40-41	27-54	32-41	15-28	14-17	Hurdle
2006	76	86	.469	4/5	12.0	44-37	32-49	31-44	16-23	18-15	Hurdle
2007+	90	73	.552	2/5	0.5	51-31	39-42	43-30	20-20	17-15	Hurdle
2008	74	88	.457	3/5	10.0	43-38	31-50	31-41	21-18	15-21	Hurdle
2009+	92	70	.568	2/5	3.0	51-30	41-40	17-16	31-11	33-39	Hurdle/Tracy
2010	83	79	.512	3/5	9.0	52-29	31-50	37-35	21-20	16-18	Tracy
2011	73	89	.451	4/5	21.0	38-43	35-46	28-44	22-20	15-18	Tracy
2012	64	98	.395	5/5	30.0	35-46	29-52	28-44	19-19	28-44	Tracy
Totals	1501	1677	.475			868-720		566-693		402-452	
+—NL wild-card club							633-957		433-429		

ROCKIES BY BALLPARK

Ballpark	Games	W-L	Pct.
3Com Park	45	13-32	.289
Angel Stadium	17	6-11	.353
Astrodome	41	17-24	.415
AT&T Park	116	41-75	.353
Atl-Fulton County	23	5-18	.217
Busch Stadium (old)	58	29-29	.500
Busch Stadium (new)	27	9-18	.333
Camden Yards	6	3-3	.500
Chase Field	129	45-84	.349
Cinergy Field	49	18-31	.367
Citi Field	15	10-5	.667
Citizens Bank Park	32	11-21	.344
Comerica Park	12	5-7	.417
Coors Field	1,450	804-646	.554
Dodger Stadium	158	60-98	.380
Fenway Park	6	3-3	.500
Great American Ball Park	32	14-18	.438
Kauffman Stadium	6	2-4	.333
Kingdome	5	1-4	.200
Marlins Park	3	1-2	.333
Metrodome	3	1-2	.333
Mile High Stadium	138	64-74	.464
Miller Park	39	16-22	.410
Milwaukee County	14	5-9	.357
Minute Maid	41	12-29	.293
Monterrey Stadium	1	1-0	1.000
Nationals Park	16	12-4	.750
Oakland-Alameda Cty. Stadium	11	4-7	.364
Olympic Stadium	52	26-26	.500
Original Yankee Stadium	3	0-3	.000
PETCO Park	82	44-38	.537
PNC Park	45	19-26	.422
Progressive Field	9	3-6	.333
Qualcomm Stadium	79	36-43	.456
RFK Stadium	11	7-4	.636
Rangers Ballpark	11	4-7	.364
Rogers Centre	6	0-6	.000
SAFECO Field	9	4-5	.444
Shea Stadium	66	20-46	.303
Sun Life Stadium	78	29-49	.372
Target Field	3	1-2	.333
Three Rivers Stadium	41	19-22	.463
Tropicana Field	3	0-3	.000
Turner Field	57	19-38	.333
U.S. Cellular Field	3	2-1	.667
Veterans Stadium	47	20-27	.426
Wrigley Field	77	35-42	.455
Yankee Stadium (New)	3	1-2	.333

ROCKIES BY STATE / COUNTRY

State	Games	W-L	Pct.
ARIZONA	129	45-84	.349
CALIFORNIA	509	205-304	.403
COLORADO	1,588	868-720	.547
FLORIDA	84	30-54	.357
GEORGIA	80	24-56	.300
ILLINOIS	80	37-43	.463
MARYLAND	6	3-3	.500
MASSACHUSETTS	6	3-3	.500
MICHIGAN	12	5-7	.417
MINNESOTA	6	2-4	.333
MISSOURI	91	40-50	.440
NEW YORK	87	31-56	.356
OHIO	90	35-55	.389
PENNSYLVANIA	185	70-95	.378
WASHINGTON	14	5-9	.357
WISCONSIN	53	21-32	.396
TEXAS	93	33-60	.355
DISTRICT OF COLUMBIA	27	20-7	.741
By Country	Games	W-L	Pct.
CANADA	58	26-32	.448
*MEXICO	1	1-0	1.000
UNITED STATES	3,119	1,474-1,645	.473

**Note: Rockies opened their 1999 season at Monterrey, Mexico with an 8-2 victory over the Padres. Although it was a neutral site, it counted as a road game in the standings. Therefore, Colorado's all-time road record at San Diego is 72-72, but the actual combined record at Qualcomm Stadium and PETCO Park is 71-72.*



ROCKIES MANAGERS

<u>Manager</u>	<u>Seasons</u>	<u>Years</u>	<u>Record</u>	<u>Pct.</u>	<u>First Win</u>
Don Baylor	1993-98	6	440-469	.484	April 9, 1993 vs. Montreal
Jim Leyland	1999	1	72-90	.444	April 4, 1999 at San Diego (@ Mexico)
Buddy Bell	2000-02	3	161-185	.465	April 4, 2000 at Atlanta
Clint Hurdle	2002-09	8	534-625	.461	April 26, 2002 vs. Philadelphia
Jim Tracy	2009-2012	4	294-308	.488	May 29, 2009 vs. San Diego
Walt Weiss	2013-Present				

ALL-TIME MISCELLANEOUS

<u>Year</u>	<u>Grass</u>	<u>Artificial</u>	<u>Day</u>	<u>Night</u>	<u>vs LHS</u>	<u>vs RHS</u>	<u>SHO</u>	<u>1 Run</u>	<u>X-Inn</u>
1993	53-72	14-23	26-32	41-63	14-27	53-68	0-13	26-20	8-4
1994	42-50	11-14	23-25	30-39	11-12	42-52	5-4	19-14	3-2
1995	63-52	14-15	32-18	45-49	28-17	49-50	1-11	19-19	5-7
1996	72-59	11-20	36-27	47-52	20-24	63-55	4-4	23-16	7-3
1997	72-60	11-19	42-36	41-43	20-19	63-60	5-8	19-17	4-5
1998	61-71	16-14	25-27	52-58	18-32	59-53	5-6	23-24	6-5
1999	63-77	9-13	29-38	43-52	23-28	49-62	2-3	24-23	4-6
2000	70-74	12-6	27-30	55-50	24-13	58-67	2-8	23-20	6-5
2001	70-85	3-4	28-30	45-59	15-19	58-70	8-2	18-28	5-5
2002	71-82	2-7	28-28	45-61	16-26	57-63	8-7	18-19	5-5
2003	72-81	2-7	27-29	47-59	20-26	54-62	4-12	17-22	2-7
2004	67-89	1-5	24-35	44-59	26-21	42-73	2-6	16-24	3-11
2005	67-95	-	22-30	45-65	18-25	49-70	4-10	25-24	4-4
2006	76-86	-	22-21	54-65	17-12	59-74	8-12	19-25	8-4
2007	90-70	0-3	26-21	64-52	20-24	70-49	7-8	19-19	11-10
2008	74-88	-	17-30	57-58	26-21	48-67	8-6	25-20	11-15
2009	92-70	-	31-23	61-47	27-26	65-44	7-9	23-20	4-5
2010	83-79	-	34-22	49-57	34-27	49-52	10-12	28-30	8-10
2011	73-89	-	20-31	53-58	25-23	48-66	7-8	21-27	4-8
2012	64-98	-	16-37	48-61	15-35	49-63	7-10	18-23	5-2
Total	1395-1527	106-150	535-570	966-1107	417-457	1084-1220	104-159	423-434	113-123

Record Book

ANNUAL CLUB BATTING

<u>Year</u>	<u>AVG</u>	<u>G</u>	<u>AB</u>	<u>R</u>	<u>H</u>	<u>TB</u>	<u>2B</u>	<u>3B</u>	<u>HR</u>	<u>RBI</u>	<u>SH</u>	<u>SF</u>	<u>HP</u>	<u>BB-I</u>	<u>SO</u>	<u>SB-CS</u>	<u>GDP</u>	<u>SLG</u>	<u>OBP</u>
1993	.273	162	5517	758	1507	2329	278	*59	142	704	70	52	46	388-40	944	146-90	125	.422	.323
1994	.274	117	4006	573	1098	1757	206	*39	125	540	50	36	23	378-33	761	91-53	96	.439	.337
1995	*.282	144	4994	*785	*1406	*2351	259	*43	*200	*749	82	31	56	484-47	943	125-59	118	*.471	.350
1996	*.287	162	5590	*961	*1607	*2641	297	37	*221	*909	81	52	82	527-40	1108	*201-66	118	*.472	*.355
1997	*.288	162	5603	*923	*1611	*2677	269	40	*239	*869	73	35	63	562-35	1060	137-65	138	*.478	*.357
1998	*.291	162	5632	826	*1640	*2594	*333	36	183	791	*98	41	37	469-29	*949	67-47	148	*.461	.347
1999	*.288	162	*5717	906	*1644	*2696	305	39	*223	863	54	46	43	508-31	*863	70-43	125	*.472	.348
2000	*.294	162	*5660	*968	*1664	2573	#320	*53	161	*905	75	*75	42	601-64	*907	131-61	126	.455	*.362
2001	*.292	162	*5690	*923	*1663	*2748	324	*61	213	*874	81	50	61	511-50	*1027	132-54	116	*.483	*.354
2002	*.274	162	5512	778	*1508	2329	283	#41	152	726	49	50	56	497-40	1043	103-53	133	.423	.337
2003	.267	162	5518	853	1472	2458	330	31	198	814	55	38	52	619-46	1134	63-37	140	.445	.344
2004	.275	162	5577	833	1531	2536	*331	34	202	795	97	37	54	568-51	1181	44-33	132	.455	.345
2005	.267	162	5542	740	1477	2275	280	34	150	704	88	34	64	509-36	1103	65-32	125	.411	.333
2006	.270	162	5562	813	1504	2408	325	54	157	761	*119	45	60	561-64	1108	85-50	119	.433	.341
2007	*.280	#163	*5691	860	*1591	2489	313	36	171	823	*83	44	58	622-51	1152	100-31	140	.437	.354
2008	.263	162	5557	747	1462	2308	310	28	160	714	*90	38	57	570-36	1209	*141-37	119	.415	.336
2009	.261	162	5398	804	1408	2378	300	*50	190	760	76	*60	47	*660-40	1277	106-55	111	.441	.343
2010	.263	162	5530	770	1452	2349	270	54	173	741	56	47	47	585-53	1274	99-42	103	.425	.336
2011	.258	162	5544	735	1429	2272	274	40	163	697	75	44	57	555-54	1201	118-42	118	.410	.329
2012	.274*	162	5577	758	1526#	2434*	306	52	166	716	74	39	36	450-34	1213	100-40	132	.436	.330
Totals	.276		109417		30200		5913		3589		1526		1041		21457		2483		.343
		3178		16314		48602		861		15455		894		10624-874		2124-990		.444	

tied for lead * led league

ANNUAL CLUB PITCHING

Year	W	L	ERA	G	GS	CG	SHO	SV	IP	H	R	ER	HR	HB	BB	IBB	SO	WP	BK
1993	67	95	5.41	162	162	9	0	35	1431.1	1664	967	860	181	41	609	66	913	82	22
1994	53	64	5.15	117	117	4	5	28	1031.0	1185	638	590	120	49	448	43	703	50	11
1995	77	67	4.97	144	144	1	1	43	1288.1	1443	783	711	160	41	512	31	891	62	13
1996	83	79	5.59	162	162	5	4	34	1422.2	1597	964	884	198	69	624	19	932	66	11
1997	83	79	5.25	162	162	9	5	38	1432.2	1697	908	836	196	67	566	23	870	50	6
1998	77	85	4.99	162	162	9	5	36	1432.2	1583	855	794	174	63	562	17	951	47	9
1999	72	90	6.01	162	162	12	2	33	1429.0	1700	1028	955	237	60	737	46	1032	70	3
2000	82	80	5.26	162	162	7	2	33	1430.0	1568	897	835	221	72	588	72	1001	40	5
2001	73	89	5.29	162	162	8	8	26	1430.0	1522	906	841	239	64	598	71	1058	38	1
2002	73	89	5.20	162	162	1	8	43	1426.2	1554	898	825	225	64	582	49	920	42	6
2003	74	88	5.20	162	162	3	4	34	1420.0	1629	892	821	200	84	552	51	866	48	8
2004	68	94	5.54	162	162	3	2	36	1435.1	1634	923	883	198	71	697	84	947	66	6
2005	67	95	5.13	162	162	4	4	37	1418.2	1600	862	808	175	84	604	54	981	65	6
2006	76	86	4.66	162	162	5	8	34	1447.1	1549	812	749	155	66	553	81	952	43	2
2007	90	73	4.32	163	163	4	7	39	1472.0	1497	758	706	164	59	504	61	967	35	8
2008	74	88	4.77	162	162	3	8	36	1446.0	1547	822	766	148	53	562	49	1041	61	7
2009	92	70	4.22	162	162	5	7	45	1438.1	1427	715	675	141	46	528	51	1154	48	5
2010	83	79	4.14	162	162	6	12	35	1442.0	1405	717	663	139	56	525	54	1234	77	12
2011	73	89	4.43	162	162	5	7	41	1447.2	1471	774	713	176	48	522	47	1118	65	7
2012	64	98	5.22	162	162	0	7	36	1422.0	1637	890	824	198	47	566	61	1144	94	6
Totals	1501	1677	5.03	3178	3178	103	106	722	28143.2	30909	17009	15738	3645	1204	11439	1030	19675	1149	154

ANNUAL STARTING PITCHING

Year	W	L	ERA	IP	H	R	ER	HR	BB	SO
1993	37	73	5.48	878.2	1072	594	536	113	348	492
1994	35	46	5.30	652.1	765	404	384	75	251	385
1995	51	48	5.19	772.1	900	487	445	104	297	465
1996	50	52	5.67	918.2	1065	634	580	130	396	478
1997	54	59	5.48	954.1	1177	635	581	143	363	526
1998	52	69	5.62	983.1	1131	657	614	137	388	640
1999	49	65	6.19	935.1	1115	691	643	159	466	636
2000	46	60	5.59	923.1	1071	612	573	155	360	614
2001	49	63	5.48	958.1	1053	625	584	158	407	706
2002	55	59	5.24	926.1	1004	586	539	149	376	528
2003	55	65	5.57	890.2	1043	596	551	125	356	478
2004	49	55	5.54	935.2	1091	600	576	127	453	567
2005	49	70	5.30	932.2	1101	589	549	115	381	561
2006	52	63	4.72	985.0	1073	566	517	103	353	593
2007	55	47	4.58	943.1	1003	519	480	116	312	587
2008	54	61	5.14	910.1	1014	553	520	98	353	593
2009	69	50	4.10	971.1	967	469	442	89	351	735
2010	58	52	4.21	955.0	939	484	447	83	363	779
2011	53	68	4.73	939.0	969	531	493	111	373	665
2012	29	68	5.81	765.0	939	536	494	127	310	555
Totals	1101	1193	5.24	18131.0	20492	11368	10547	2417	7257	11583

ANNUAL RELIEF PITCHING

Year	G	APP	W	L	ERA	IP	H	R	ER	HR	BB	SO
1993	153	453	30	22	5.36	552.2	592	373	329	68	261	421
1994	113	329	18	18	4.94	378.2	420	234	208	45	197	318
1995	143	456	26	19	4.64	516.0	543	296	266	56	215	426
1996	157	447	33	27	5.45	504.0	532	330	305	68	228	454
1997	153	426	29	20	4.80	478.1	520	273	255	53	203	344
1998	153	406	25	16	3.65	449.1	452	198	182	37	174	311
1999	151	420	23	25	5.72	493.2	585	337	314	78	271	396
2000	155	478	36	20	4.74	506.2	497	285	267	66	228	387
2001	154	476	24	26	4.90	471.2	469	281	257	81	191	352
2002	161	506	18	30	5.16	500.1	550	312	287	76	206	392
2003	159	500	19	23	4.68	529.1	586	296	275	75	196	388
2004	159	473	19	39	5.53	499.2	543	323	307	71	244	380
2005	158	459	18	25	4.83	486.0	499	273	261	60	223	420
2006	157	499	24	23	4.52	462.1	476	246	232	52	200	359
2007	159	529	35	26	3.85	528.2	494	239	226	48	192	380
2008	159	485	20	27	4.13	535.2	533	269	246	50	209	448
2009	157	484	23	20	4.49	467.0	460	246	233	52	177	419
2010	156	513	25	27	3.99	487.0	466	233	216	56	162	455
2011	157	517	20	21	3.89	508.2	502	243	220	65	149	453
2012	162	575	35	30	4.52	657.0	698	354	330	71	256	589
Totals	3076	9431	500	484	4.67	10012.2	10417	5641	5191	1228	4182	8092

ANNUAL CLUB FIELDING

Year	PCT.	G	PO	A	E	TC	DP	TP	PB
1993	.973	162	4294	1760	167	6221	149	0	11
1994	.981	117	3093	1259	84	4436	117	0	5
1995	.981	144	3865	1665	107	5637	146	0	10
1996	.976	162	4268	1901	149	6318	167	0	19
1997	.983	162	4298	1946	111	6355	202	0	5
1998	.984	162	4298	1795	102	6195	193	0	9
1999	.981	162	4287	1737	118	6142	189	0	9
2000	.985	162	4290	1727	94	6111	176	0	15
2001	.984	162	4290	1693	96	6079	167	0	14
2002	.982	162	4280	1701	112	6093	158	0	12
2003	.981	162	4260	1785	116	6161	165	1	11
2004	.986	162	4306	1823	89	6218	161	0	15
2005	.981	162	4256	1706	118	6080	158	0	14
2006	.985	162	4342	1816	91	6249	190	0	8
2007	.989	163	4416	1842	68	6326	180	1	9
2008	.985	162	4338	1816	96	6250	176	0	10
2009	.986	162	4315	1765	87	6167	146	0	6
2010	.984	162	4326	1706	101	6133	182	0	15
2011	.984	162	4343	1758	98	6199	156	0	17
2012	.980	162	4266	1718	122	6106	139	0	22
Totals	.983	3178	84431	34932	2126	121489	3314	2	236

The Rockies By Month



ALL-TIME BY MONTH

Year	MARCH	APRIL	MAY	JUNE	JULY	AUGUST	SEPT.	OCT
1993		8-14	7-22	11-14	10-17	14-16	17-9	0-3
1994		10-12	13-15	13-16	14-14	3-7		
1995		4-1	13-15	15-12	17-11	11-17	16-11	1-0
1996		11-14	14-11	15-14	14-14	16-14	13-12	
1997		17-7	12-17	14-15	8-19	17-12	15-9	
1998	1-0	11-16	12-16	13-15	11-14	15-14	14-10	
1999		9-10	12-17	13-13	12-18	14-16	11-14	1-2
2000		11-14	17-8	15-10	7-22	18-11	13-15	1-0
2001		13-11	13-16	12-15	7-19	14-13	12-11	2-4
2002		10-16	19-10	10-17	9-16	13-16	12-14	
2003		15-12	12-17	15-13	14-13	9-19	9-14	
2004		9-12	10-19	9-17	18-10	9-18	13-15	0-3
2005		6-15	9-20	12-15	10-17	15-14	14-13	1-1
2006		15-10	12-16	14-12	10-16	11-17	14-14	0-1
2007		10-16	15-13	14-13	15-9	15-14	20-8	1-0
2008		11-17	9-19	12-15	17-10	15-13	10-14	
2009		8-12	12-17	21-7	15-11	16-12	18-9	2-2
2010		11-12	16-12	14-13	13-13	15-12	14-14	0-3
2011		17-8	8-21	14-13	12-15	13-16	9-16	
2012		11-11	10-18	9-18	7-17	16-13	9-20	2-1
Totals	1-0	217-240	245-319	265-277	240-295	269-284	253-242	11-20

MONTH-BY-MONTH TEAM BATTING

	Avg	G	AB	R	H	2B	3B	HR	RBI	SB	BB	SO	OBP	SLG
April, 1993	.274	27	734	103	201	34	8	16	97	30	59	99	.328	.407
May, 1993	.251	29	993	114	249	39	8	20	105	21	72	142	.308	.367
June, 1993	.298	25	853	137	254	51	6	23	126	26	64	172	.347	.453
July, 1993	.272	27	903	114	246	55	11	26	111	21	47	160	.310	.444
August, 1993	.248	30	1029	116	255	40	9	27	107	20	62	204	.293	.383
Sept., 1993	.313	26	910	166	285	55	17	28	151	28	79	145	.372	.503
October, 1993	.179	3	95	8	17	4	0	2	7	0	5	22	.218	.284
1993 Totals	.273	162	5517	758	1507	278	59	142	704	146	388	944	.323	.422
April, 1994	.275	22	768	129	211	37	8	36	119	20	72	153	.339	.484
May, 1994	.260	28	957	113	249	36	10	29	107	23	87	215	.321	.410
June, 1994	.304	29	999	159	304	73	6	27	150	27	85	173	.362	.470
July, 1994	.260	28	953	142	248	44	11	29	136	17	112	164	.337	.421
August, 1994	.261	10	329	30	86	16	4	4	28	4	22	56	.307	.371
1994 Totals	.274	117	4006	573	1098	206	39	125	540	91	378	761	.337	.439
April, 1995	.213	5	178	24	38	10	1	3	24	6	16	39	.294	.331
May, 1995	.295	28	995	167	294	57	4	40	160	28	96	191	.361	.481
June, 1995	.271	27	889	108	241	53	4	30	104	13	93	153	.344	.441
July, 1995	.292	28	989	169	289	36	13	45	162	23	91	204	.353	.491
August, 1995	.270	28	984	158	266	46	10	51	146	29	99	196	.343	.493
Sept., 1995	.285	27	924	149	263	52	9	29	143	26	85	159	.352	.455
October, 1995	.429	1	35	10	15	5	2	2	10	0	4	1	.476	.857
1995 Totals	.282	144	4994	785	1406	259	43	200	749	125	484	943	.350	.471
April, 1996	.278	25	869	128	242	39	7	30	122	17	84	188	.353	.443
May, 1996	.281	25	840	156	236	45	8	32	148	32	89	169	.354	.468
June, 1996	.315	29	1040	209	328	65	4	51	199	35	111	210	.385	.533
July, 1996	.280	28	976	145	273	51	4	30	139	42	81	173	.343	.432
August, 1996	.293	30	1024	187	300	51	9	53	174	42	94	215	.354	.516
Sept., 1996	.271	25	841	136	228	46	5	25	127	33	68	153	.333	.427
1996 Totals	.287	162	5590	961	1607	297	37	221	909	201	527	1108	.355	.472
April, 1997	.316	24	841	171	266	41	5	38	159	31	93	153	.391	.512
May, 1997	.266	29	987	150	263	44	6	39	143	112	112	173	.345	.442
June, 1997	.297	29	1018	174	302	48	9	44	166	22	102	183	.366	.491
July, 1997	.267	27	931	125	249	45	7	30	111	22	85	199	.334	.427
August, 1997	.299	29	993	156	297	58	7	48	149	14	90	191	.361	.517
Sept., 1997	.281	24	833	147	234	33	6	40	141	14	80	161	.347	.479
1997 Totals	.288	162	5603	923	1611	269	40	239	869	137	562	1060	.357	.478
March, 1998	.325	1	40	9	13	3	0	2	9	0	4	3	.386	.675
April, 1998	.301	27	950	146	286	57	7	25	139	12	88	144	.360	.455
May, 1998	.259	28	963	112	249	56	5	34	109	16	79	163	.319	.433
June, 1998	.267	28	965	128	258	47	8	27	125	9	80	193	.325	.417
July, 1998	.308	25	863	130	266	58	6	38	125	2	47	136	.346	.521
August, 1998	.307	29	1017	157	312	73	4	27	151	19	85	155	.360	.466
Sept., 1998	.307	24	834	144	256	39	6	30	133	9	86	155	.376	.476
1998 Totals	.291	162	5632	826	1640	333	36	183	791	67	469	949	.347	.461
April, 1999	.269	19	651	101	175	36	2	19	95	6	62	109	.337	.418
May, 1999	.268	29	1008	143	270	44	6	33	130	16	92	172	.330	.428
June, 1999	.308	26	937	175	289	45	10	48	170	10	67	124	.356	.531
July, 1999	.299	30	1062	155	318	62	3	43	151	11	94	126	.360	.485
August, 1999	.290	30	1081	166	313	60	4	35	155	13	91	177	.346	.450
Sept., 1999	.285	25	871	146	248	52	10	42	143	14	89	143	.351	.512
October, 1999	.290	3	107	20	31	6	1	3	19	0	13	12	.368	.449
1999 Totals	.288	162	5717	906	1644	305	39	223	863	70	508	863	.348	.472
April, 2000	.283	25	841	144	238	47	15	23	133	18	93	129	.357	.457
May, 2000	.316	25	867	183	274	45	11	36	132	26	109	153	.388	.518
June, 2000	.304	25	866	167	263	62	13	23	156	31	109	156	.382	.485
July, 2000	.257	29	1000	134	257	45	5	21	131	35	90	143	.318	.432
August, 2000	.310	29	1076	178	334	68	4	26	163	26	93	164	.366	.454
Sept., 2000	.290	28	969	152	281	56	5	31	141	13	103	153	.359	.454
October, 2000	.415	1	41	10	17	0	0	1	9	0	4	9	.467	.488
2000 Totals	.294	162	5660	968	1664	320	53	161	905	131	601	907	.362	.455
April, 2001	.309	24	841	161	260	53	8	41	154	15	80	158	.370	.537
May, 2001	.286	29	1031	172	295	69	8	32	165	29	107	190	.360	.462
June, 2001	.302	27	948	162	286	42	5	48	154	17	80	160	.357	.508
July, 2001	.258	26	894	112	231	43	10	25	105	17	75	161	.318	.413
August, 2001	.297	27	945	151	281	57	12	30	142	26	81	179	.357	.478
Sept., 2001	.310	23	820	135	254	51	16	26	125	21	77	143	.374	.506
October, 2001	.265	6	211	30	56	9	2	11	29	7	11	36	.304	.483
2001 Totals	.292	162	5690	923	1663	324	61	213	874	132	511	1027	.354	.483
April, 2002	.261	26	853	115	223	37	8	21	106	14	84	194	.331	.397
May, 2002	.285	29	1002	164	285	53	7	38	155	26	103	180	.354	.466
June, 2002	.266	27	924	116	246	48	4	27	113	15	83	160	.327	.415
July, 2002	.260	25	842	107	219	40	3	19	103	10	74	152	.325	.382
August, 2002	.268	29	991	132	266	55	11	25	123	20	61	191	.317	.422
Sept., 2002	.298	26	900	144	268	50	8	22	126	18	92	166	.367	.444
2002 Totals	.274	162	5512	778	1508	283	41	152	726	103	497	1043	.337	.423

MONTH-BY-MONTH TEAM BATTING CONTINUED

April, 2003	.280	27	937	173	262	58	10	37	165	11	122	205	367	481
May, 2003	.259	26	858	133	248	53	4	20	126	9	132	214	349	385
June, 2003	.276	29	957	148	264	54	7	37	143	4	95	168	344	459
July, 2003	.265	27	925	143	245	60	3	32	134	20	98	207	340	449
August, 2003	.252	28	947	139	239	60	2	41	124	8	86	170	322	420
Sept., 2003	.270	23	794	126	214	45	2	41	122	8	86	170	346	486
2003 Totals	.267	162	5518	853	1472	330	31	198	814	63	619	1134	344	445
April, 2004	.279	21	720	127	201	55	2	35	119	6	84	161	359	507
May, 2004	.265	29	1018	138	270	56	8	35	129	5	90	209	355	439
June, 2004	.265	26	890	123	236	62	4	42	120	12	82	196	329	408
July, 2004	.292	29	963	115	281	63	10	42	160	11	115	177	370	508
August, 2004	.265	28	914	115	274	43	6	36	111	8	81	201	351	443
Sept., 2004	.281	28	974	150	274	55	3	30	143	7	90	208	351	436
October, 2004	.276	3	98	8	27	7	1	2	7	0	6	29	318	429
2004 Totals	.275	162	5577	833	1531	331	34	202	795	44	568	1181	345	455
April, 2005	.295	21	738	105	218	40	6	17	102	9	54	124	348	435
May, 2005	.246	29	985	118	242	47	6	31	109	11	100	211	319	400
June, 2005	.275	27	909	129	250	54	4	22	121	12	88	202	343	416
July, 2005	.257	27	904	103	235	46	4	24	98	12	69	176	320	396
August, 2005	.257	29	993	125	255	43	6	31	114	8	90	209	364	406
Sept., 2005	.274	27	937	152	257	4	1	23	149	11	102	164	350	412
October, 2005	.303	2	76	12	23	4	2	2	11	3	6	17	357	461
2005 Totals	.267	162	5542	740	1477	280	34	150	704	65	509	1103	333	411
April, 2006	.290	25	896	137	260	58	12	29	127	12	88	172	359	479
May, 2006	.232	28	896	85	208	50	5	21	81	12	76	178	299	369
June, 2006	.286	26	881	146	252	48	9	24	139	7	88	178	355	443
July, 2006	.265	26	878	119	233	54	7	24	111	9	88	162	325	421
August, 2006	.269	28	964	122	259	51	11	22	112	24	88	201	367	413
Sept., 2006	.282	28	1012	199	285	63	1	0	182	20	131	205	367	470
October, 2006	.200	1	35	5	7	1	2	2	5	5	12	300	300	400
2006 Totals	.270	162	5562	813	1504	325	54	157	761	85	561	1108	341	433
April, 2007	.261	26	893	106	233	48	5	12	101	16	109	185	345	366
May, 2007	.256	28	945	119	242	52	7	22	110	14	97	183	328	396
June, 2007	.292	27	959	152	280	49	8	35	144	20	94	193	355	469
July, 2007	.282	24	820	138	231	38	3	30	135	16	88	184	355	445
August, 2007	.285	29	1041	164	297	59	3	33	158	24	122	235	363	451
Sept., 2007	.258	28	985	172	294	65	3	37	160	10	108	202	372	480
October, 2007	.292	1	48	9	14	5	2	2	19	0	15	373	373	646
2007 Totals	.280	163	5691	860	1591	313	36	171	823	100	622	1152	354	437
April, 2008	.248	28	1014	114	251	62	5	21	108	24	106	199	324	381
May, 2008	.264	28	943	123	249	53	7	23	119	22	90	187	330	408
June, 2008	.271	27	902	112	244	51	4	27	109	21	87	197	338	426
July, 2008	.299	27	931	163	278	66	5	36	154	27	99	207	371	496
August, 2008	.239	28	860	134	249	42	3	28	126	34	119	213	345	397
Sept., 2008	.237	24	807	101	191	36	4	25	98	13	69	203	303	384
2008 Totals	.263	162	5557	747	1462	310	28	160	714	141	570	1209	336	415
April, 2009	.262	20	673	108	176	39	3	26	104	18	83	155	347	444
May, 2009	.239	29	948	130	227	52	11	28	124	14	114	203	320	406
June, 2009	.277	28	962	154	266	59	5	39	146	21	231	108	350	470
July, 2009	.249	26	831	116	207	52	10	25	109	25	117	184	344	426
August, 2009	.278	28	963	146	268	49	13	35	137	18	108	241	353	465
Sept., 2009	.261	27	886	134	231	42	7	34	124	18	111	213	345	439
October, 2009	.244	4	135	16	33	7	1	3	16	2	19	50	350	378
2009 Totals	.261	162	5398	804	1408	300	50	190	760	106	660	1277	343	441
April, 2010	.272	23	788	121	214	50	7	26	113	15	83	177	344	452
May, 2010	.249	28	938	125	234	34	11	26	120	15	111	194	330	392
June, 2010	.258	27	907	114	234	39	5	28	112	14	81	238	323	405
July, 2010	.290	26	917	141	266	49	9	35	138	15	103	204	365	478
August, 2010	.243	27	905	108	220	49	11	23	104	17	91	211	316	398
Sept., 2010	.274	28	977	160	268	46	10	34	153	1	106	222	346	446
October, 2010	.163	3	98	1	16	3	1	1	1	2	10	28	248	245
2010 Totals	.263	162	5530	770	1452	270	54	173	741	99	585	1274	336	425
April, 2011	.236	25	840	119	198	48	4	24	111	18	99	202	319	388
May, 2011	.255	29	986	122	251	41	5	31	116	13	92	203	321	409
June, 2011	.264	27	919	115	243	44	5	30	110	19	86	182	329	421
July, 2011	.265	27	916	127	243	56	5	16	121	20	101	190	340	398
August, 2011	.269	29	1011	143	272	51	5	36	137	24	101	212	343	436
Sept., 2011	.255	25	872	109	222	34	8	26	102	24	76	212	320	401
2011 Totals	.258	162	5544	735	1429	274	40	163	697	118	555	1201	329	410
April, 2012	.260	22	755	113	196	43	10	24	109	18	66	153	324	438
May, 2012	.264	28	960	150	253	51	9	38	146	20	96	189	331	454
June, 2012	.287	27	938	131	269	47	10	33	122	18	79	219	346	464
July, 2012	.250	24	837	83	209	40	8	20	78	12	60	183	300	388
August, 2012	.294	29	979	142	288	60	9	24	133	19	78	243	345	447
Sept., 2012	.281	29	989	127	278	56	5	1	119	12	66	191	331	427
October, 2012	.277	3	119	12	33	9	1	1	9	1	5	35	312	395
2012 Totals	.274	162	5577	758	1526	306	52	166	716	100	450	1213	330	436

MONTH-BY-MONTH TEAM PITCHING

	ERA	W	L	Sv	IP	H	R	ER	HR	BB	SO
April, 1993	4.78	8	14	1	192.0	219	113	102	15	92	116
May, 1993	7.03	7	22	4	258.2	343	221	202	38	119	164
June, 1993	5.80	11	14	5	218.2	271	158	141	37	85	136
July, 1993	5.91	10	17	6	236.0	286	163	159	37	88	145
August, 1993	4.29	14	16	11	266.2	276	157	127	28	122	161
Sept., 1993	4.28	9	3	0	235.1	237	133	112	30	87	171
October, 1993	7.88	0	3	0	24.0	32	22	21	2	16	20
1993 Totals	5.41	67	95	35	1431.1	1664	967	860	181	609	913
April, 1994	5.71	10	12	3	194.0	212	138	123	20	105	128
May, 1994	4.65	13	15	8	247.2	266	133	128	28	97	184
June, 1994	5.51	13	16	8	255.0	312	176	156	31	113	170
July, 1994	4.87	14	14	8	249.2	289	140	135	33	93	169
August, 1994	5.10	3	7	1	84.2	106	51	48	8	40	52
1994 Totals	5.15	53	64	28	1031.0	1185	638	590	120	448	703
April, 1995	3.86	4	1	2	49.0	44	21	21	3	28	38
May, 1995	6.02	13	15	8	248.0	295	176	166	32	118	199
June, 1995	3.65	19	12	9	241.2	224	106	98	24	96	156
July, 1995	4.60	17	11	11	250.2	285	151	128	23	81	171
August, 1995	5.96	11	17	4	249.0	311	185	165	43	91	166
Sept., 1995	4.71	16	10	1	241.0	271	135	126	33	95	153
October, 1995	7.00	1	0	1	9.0	13	9	7	2	3	8
1995 Totals	4.97	77	67	43	1288.1	1443	783	711	160	512	891
April, 1996	6.33	11	14	6	224.2	261	170	158	30	121	145
May, 1996	5.58	14	11	7	218.1	233	147	133	35	88	146
June, 1996	5.76	15	14	6	254.2	295	177	163	39	96	166
July, 1996	5.44	14	14	4	243.0	272	167	147	39	106	148
August, 1996	5.24	16	14	3	263.0	291	162	153	34	106	177

MONTH-BY-MONTH TEAM PITCHING CONTINUED

	ERA	W	L	Sv	IP	H	R	ER	HR	BB	SO
March, 1998	2.00				240.0	295	190	177	2	117	161
April, 1998	6.64	11	16	0	240.0	295	190	177	2	117	161
May, 1998	4.15	13	10	0	241.0	245	118	111	31	107	160
June, 1998	4.62	13	14	7	255.1	259	138	131	31	97	160
July, 1998	5.65	11	14	0	255.0	283	148	137	30	93	160
August, 1998	4.23	15	14	0	255.0	283	148	137	30	93	160
Sept., 1998	4.75	14	10	0	212.0	236	126	112	30	80	138
1998 Totals	4.99	77	85	36	1432.2	1583	855	794	174	562	951
April, 1999	5.67	9	10	4	165.0	197	112	104	19	87	121
May, 1999	6.43	12	17	6	258.1	311	173	156	43	139	196
June, 1999	6.68	13	13	0	263.0	319	190	170	44	136	196
July, 1999	6.74	13	13	0	263.0	319	190	170	44	136	196
August, 1999	5.23	14	14	5	268.0	308	203	197	56	136	201
Sept., 1999	5.90	11	14	0	268.0	297	167	166	27	116	164
October, 1999	9.67	1	2	0	27.0	41	33	29	6	15	22
1999 Totals	6.01	72	90	33	1429.0	1700	1028	955	237	737	1032
April, 2000	6.17	11	14	7	213.0	266	163	146	36	95	153
May, 2000	5.38	17	8	7	221.0	235	132	132	40	85	174
June, 2000	4.61	15	7	4	224.1	245	125	115	34	74	164
July, 2000	6.02	18	20	3	250.0	288	179	168	49	116	174
August, 2000	4.18	13	15	0	250.0	256	162	148	34	104	188
Sept., 2000	5.31	1	0	0	9.0	7	5	5	2	1	5
October, 2000	5.00										
2000 Totals	5.26	82	80	33	1430.0	1568	897	835	221	588	1001
April, 2001	5.26	13	11	6	214.0	225	138	125	31	90	184
May, 2001	4.80	13	16	6	253.0	256	144	135	37	89	176
June, 2001	6.84	12	15	4	242.0	270	172	157	38	119	170
July, 2001	6.25	14	14	4	253.0	274	164	156	48	100	194
August, 2001	4.45	14	13	1	234.0	240	123	118	43	89	143
Sept., 2001	5.04	12	11	0	210.0	200	131	116	36	97	140
October, 2001	6.12	2	2	0	50.0	52	34	34	9	18	40
2001 Totals	5.29	73	89	26	1430.0	1522	906	841	239	598	1058
April, 2002	4.92	10	16	7	226.2	245	138	124	27	94	150
May, 2002	3.47	19	17	9	264.1	229	113	102	18	103	190
June, 2002	5.98	10	17	0	236.0	290	175	157	36	89	152
July, 2002	6.70	13	16	7	214.0	267	153	143	40	101	156
August, 2002	4.79	12	14	0	257.0	247	147	137	56	101	152
Sept., 2002	6.42	12	14	7	227.0	280	172	162	48	104	140
2002 Totals	5.20	73	89	43	1426.2	1554	898	825	225	582	920
April, 2003	5.22	15	12	6	239.2	283	155	139	31	94	156
May, 2003	4.73	12	17	6	251.1	273	139	132	27	106	175
June, 2003	5.14	15	13	0	247.0	283	150	141	34	92	150
July, 2003	5.17	14	14	0	236.0	263	143	136	38	76	151
August, 2003	5.24	9	14	4	243.0	264	152	142	30	103	122
Sept., 2003	5.85	14	14	0	201.2	263	153	131	40	81	112
2003 Totals	5.20	74	88	34	1420.0	1629	892	821	200	552	866
April, 2004	6.27	9	12	5	182.1	197	134	127	35	82	114
May, 2004	5.96	10	19	5	259.0	305	176	172	32	131	193
June, 2004	4.75	17	10	0	231.0	272	153	148	30	134	137
July, 2004	4.75	18	10	0	250.0	283	143	132	28	120	129
August, 2004	5.79	9	15	0	233.0	274	157	150	39	106	168
Sept., 2004	4.88	13	15	0	254.0	277	142	138	27	114	191
October, 2004	6.00	3	3	0	24.0	26	18	16	10	10	15
2004 Totals	5.54	68	94	36	1435.1	1634	923	883	198	697	947
April, 2005	6.55	6	15	2	180.0	210	137	131	26	110	107
May, 2005	5.17	20	4	2	250.2	283	156	144	34	122	165
June, 2005	5.13	12	15	0	237.0	285	149	135	26	90	191
July, 2005	4.93	10	17	0	237.1	266	138	130	22	87	180
August, 2005	4.81	15	14	10	258.0	270	142	138	26	83	173
Sept., 2005	4.68	14	1	0	238.0	270	134	124	6	97	156
October, 2005	5.18	1	1	0	17.0	16	6	6	4	5	9
2005 Totals	5.13	67	95	37	1418.2	1600	862	808	175	604	981
April, 2006	4.42	15	10	7	228.0	236	130	112	22	94	166
May, 2006	3.84	12	16	6	239.0	238	108	102	14	86	151
June, 2006	4.27	14	16	4	232.0	238	117	110	23	86	153
July, 2006	4.37	10	16	6	228.0	237	118	111	32	81	143
August, 2006	4.44	11	17	0	253.1	270	136	125	38	89	159
Sept., 2006	6.38	0	1	0	258.0	321	195	183	1	114	176
October, 2006	6.75	0	1	0	8.0	9	8	6	1	3	4
2006 Totals	4.66	76	86	34	1447.1	1549	812	749	155	553	952
April, 2007	4.49	10	16	4	234.1	259	130	117	24	82	143
May, 2007	4.87	15	13	11	253.0	259	139	137	23	96	149
June, 2007	4.53	14	13	5	240.1	260	128	121	32	71	146
July, 2007	4.11	15	9	7	214.2	208	106	98	23	57	141
August, 2007	3.82	15	14	8	261.1	259	128	111	32	88	180
Sept., 2007	4.02	20	8	0	255.1	237	119	114	28	104	197
October, 2007	5.54	1	0	0	13.0	15	8	8	2	6	11
2007 Totals	4.32	90	73	39	1472.0	1497	758	706	164	504	967
April, 2008	4.47	11	17	6	262.0	260	144	130	25	124	165
May, 2008	5.67	9	19	5	246.0	283	165	155	31	102	180
June, 2008	4.34	12	15	5	234.1	251	123	113	25	69	150
July, 2008	5.01	17	10	5	237.0	247	137	132	21	85	169
August, 2008	4.35	15	13	4	250.1	266	134	121	24	88	208
Sept., 2008	4.78	10	14	4	216.1	240	119	115	22	94	169
2008 Totals	4.77	74	88	36	1446.0	1547	822	766	148	562	1041
April, 2009	5.46	8	12	4	173.0	202	108	105	27	80	123
May, 2009	4.44	12	17	6	255.2	276	147	126	16	77	192
June, 2009	3.60	21	7	11	252.1	238	105	101	26	80	187
July, 2009	3.77	15	11	8	229.0	209	98	96	17	79	180
August, 2009	4.27	16	12	6	253.0	257	124	120	30	96	211
Sept., 2009	4.18	18	9	9	241.1	212	118	112	23	104	229
October, 2009	2.97	2	2	0	34.0	33	15	15	2	12	32
2009 Totals	4.22	92	70	45	1438.1	1427	715	675	141	528	1154
April, 2010	3.90	11	12	3	207.2	189	95	90	14	100	166
May, 2010	3.53	16	12	4	250.0	232	109	98	19	78	199
June, 2010	4.34	14	13	9	238.1	240	124	115	20	87	183
July, 2010	4.66	13	13	7	231.2	221	130	120	30	74	217
August, 2010	4.03	15	12	7	239.0	240	117	107	20	90	214
Sept., 2010	4.55	14	14	0	249.1	262	137	126	36	85	238
October, 2010	2.42	0	3	0	26.0	21	10	7	0	11	17
2010 Totals	4.14	83	79	35	1442.0	1405	717	663	139	525	1234
April, 2011	3.53	17	8	12	229.2	202	96	90	25	75	184
May, 2011	4.52	8	21	4	258.2	245	140	130	29	109	199
June, 2011	3.88	14	13	9	241.0	252	120	104	24	90	171
July, 2011	5.06	12	15	5	233.0	247	138	131	30	82	202
August, 2011	4.91	13	16	5	260.1	297	148	142	38	93	188
Sept., 2011	4.64	9	16	5	225.0	228	132	116	30	73	174
2011 Totals	4.43	73	89	41	1447.2	1471	774	713	176	522	1118
April, 2012	4.57	11	11	7	195.0	220	112	99	25	69	151
May, 2012	5.66	10	18	3	245.0	298	167	154	34	108	231
June, 2012	5.88	9	18	3	238.2	300	169	156	45	94	197
July, 2012	5.16	7	17	5	211.0	221	127	121	33	76	162
August, 2012	4.71	16	13	11	256.0	256	143	134	27	108	177
Sept., 2012	5.46	9	20	5	245.2	316	161	149	28	99	201



Home and Road Batting

1993	AVG	AB	R	H	2B	3B	HR	RBI	SB	CS	BB	SO	OBP	SLG
Total	.273	5517	758	1507	278	59	142	704	146	90	388	944	.323	.422
Home	.306	2754	489	843	158	48	77	449	80	43	228	410	.361	.482
Away	.240	2763	269	664	120	11	65	255	66	47	160	534	.285	.362
1994	AVG	AB	R	H	2B	3B	HR	RBI	SB	CS	BB	SO	OBP	SLG
Total	.274	4006	573	1098	206	39	125	540	91	53	378	761	.337	.439
Home	.298	1940	317	579	105	34	59	296	41	23	180	331	.359	.479
Away	.251	2066	256	519	101	5	66	244	50	30	198	430	.317	.401
1995	AVG	AB	R	H	2B	3B	HR	RBI	SB	CS	BB	SO	OBP	SLG
Total	.282	4994	785	1406	259	43	200	749	125	59	484	943	.350	.471
Home	.316	2515	485	794	140	31	134	470	55	30	257	422	.383	.556
Away	.247	2479	300	612	119	12	66	279	70	29	227	521	.315	.384
1996	AVG	AB	R	H	2B	3B	HR	RBI	SB	CS	BB	SO	OBP	SLG
Total	.287	5590	961	1607	297	37	221	909	201	66	527	1108	.355	.472
Home	.343	2909	658	997	189	26	149	627	118	35	298	504	.408	.579
Away	.228	2681	303	610	108	11	72	282	83	31	229	604	.295	.357
1997	AVG	AB	R	H	2B	3B	HR	RBI	SB	CS	BB	SO	OBP	SLG
Total	.288	5603	923	1611	269	40	239	869	137	65	562	1060	.357	.478
Home	.321	2841	545	912	155	23	124	516	77	32	288	449	.386	.523
Away	.253	2762	378	699	114	17	115	353	60	33	274	611	.327	.432
1998	AVG	AB	R	H	2B	3B	HR	RBI	SB	CS	BB	SO	OBP	SLG
Total	.291	5632	826	1640	333	36	183	792	67	47	469	949	.347	.461
Home	.325	2862	526	929	178	22	111	507	35	24	266	427	.382	.519
Away	.257	2770	300	711	155	14	72	285	32	23	203	522	.311	.401
1999	AVG	AB	R	H	2B	3B	HR	RBI	SB	CS	BB	SO	OBP	SLG
Total	.288	5717	906	1644	305	39	223	863	70	43	508	863	.348	.472
Home	.325	2938	572	955	174	26	144	547	35	23	269	378	.383	.549
Away	.248	2779	334	689	131	13	79	316	35	20	239	485	.310	.390
2000	AVG	AB	R	H	2B	3B	HR	RBI	SB	CS	BB	SO	OBP	SLG
Total	.294	5660	968	1664	320	53	161	905	131	61	601	907	.362	.455
Home	.334	2887	633	964	185	34	112	591	62	32	330	411	.401	.538
Away	.252	2773	335	700	135	19	49	314	69	29	271	496	.320	.368
2001	AVG	AB	R	H	2B	3B	HR	RBI	SB	CS	BB	SO	OBP	SLG
Total	.292	5690	923	1663	324	61	213	874	132	54	511	1027	.354	.483
Home	.331	2866	554	948	191	39	124	518	69	28	243	469	.387	.554
Away	.253	2824	369	715	133	22	89	356	63	26	268	558	.321	.410
2002	AVG	AB	R	H	2B	3B	HR	RBI	SB	CS	BB	SO	OBP	SLG
Total	.274	5512	778	1508	283	41	152	726	103	53	497	1043	.337	.423
Home	.313	2773	498	867	159	29	97	463	55	31	268	452	.376	.496
Away	.234	2739	280	641	124	12	55	263	48	22	229	591	.297	.348
2003	AVG	AB	R	H	2B	3B	HR	RBI	SB	CS	BB	SO	OBP	SLG
Total	.267	5518	853	1472	330	31	198	814	63	37	619	1134	.344	.445
Home	.294	2749	517	809	183	26	113	493	30	15	329	491	.372	.503
Away	.239	2769	336	663	147	5	85	321	33	22	290	643	.316	.388
2004	AVG	AB	R	H	2B	3B	HR	RBI	SB	CS	BB	SO	OBP	SLG
Total	.275	5577	833	1531	331	34	202	795	44	33	568	1181	.345	.455
Home	.303	2792	496	846	191	22	111	469	18	16	311	525	.375	.506
Away	.246	2785	337	685	140	12	91	326	26	17	257	656	.315	.403
2005	AVG	AB	R	H	2B	3B	HR	RBI	SB	CS	BB	SO	OBP	SLG
Total	.267	5542	740	1477	280	34	150	704	65	32	509	1103	.333	.411
Home	.300	2824	451	847	155	20	86	435	40	15	274	496	.366	.460
Away	.232	2718	289	630	125	14	64	269	25	17	235	607	.299	.359
2006	AVG	AB	R	H	2B	3B	HR	RBI	SB	CS	BB	SO	OBP	SLG
Total	.270	5562	813	1504	325	54	157	761	85	50	561	1108	.341	.433
Home	.294	2752	456	809	162	33	75	425	48	27	295	490	.366	.459
Away	.247	2810	357	695	163	21	82	336	37	23	266	618	.316	.408
2007	AVG	AB	R	H	2B	3B	HR	RBI	SB	CS	BB	SO	OBP	SLG
Total	.280	5691	860	1591	313	36	171	823	100	31	622	1152	.354	.437
Home	.298	2836	478	845	164	22	103	460	45	18	319	522	.372	.480
Away	.261	2855	382	746	149	14	68	363	55	13	303	630	.336	.395
2008	AVG	AB	R	H	2B	3B	HR	RBI	SB	CS	BB	SO	OBP	SLG
Total	.263	5557	747	1462	310	28	160	714	141	37	570	1209	.336	.415
Home	.278	2742	411	761	167	21	92	393	69	14	289	552	.350	.454
Away	.249	2815	336	701	143	7	68	321	72	23	281	657	.322	.377
2009	AVG	AB	R	H	2B	3B	HR	RBI	SB	CS	BB	SO	OBP	SLG
Total	.261	5398	804	1408	300	50	190	760	106	55	660	1277	.343	.441
Home	.287	2675	464	767	166	32	98	438	59	30	338	542	.377	.508
Away	.235	2723	340	641	134	18	92	322	47	25	322	735	.319	.399
2010	AVG	AB	R	H	2B	3B	HR	RBI	SB	CS	BB	SO	OBP	SLG
Total	.263	5530	770	1452	270	54	173	741	99	42	585	1274	.336	.425
Home	.298	2775	479	828	153	38	108	460	43	22	299	587	.368	.498
Away	.226	2755	291	624	117	16	65	281	56	20	286	687	.303	.351
2011	AVG	AB	R	H	2B	3B	HR	RBI	SB	CS	BB	SO	OBP	SLG
Total	.258	5544	735	1429	274	40	163	697	118	42	555	1201	.329	.410
Home	.274	2756	439	754	147	24	94	415	62	17	304	552	.349	.447
Away	.242	2788	296	675	127	16	69	282	56	25	251	649	.309	.373
2012	AVG	AB	R	H	2B	3B	HR	RBI	SB	CS	BB	SO	OBP	SLG
Total	.274	5577	758	1526	306	52	166	716	100	40	450	1213	.330	.436
Home	.306	2827	486	864	174	38	100	461	45	20	259	546	.367	.500
Away	.241	2750	272	662	132	14	66	255	55	20	191	667	.291	.371

Home and Road Pitching



1993	ERA	W	L	Sv	CG	IP	H	R	ER	HR	BB	SO
Total	5.41	67	95	35	9	1431.1	1664	967	860	181	609	913
Home	5.80	39	42	16	4	733.0	907	551	472	107	320	483
Away	4.99	28	53	19	5	698.1	757	416	387	74	289	430
1994	ERA	W	L	Sv	CG	IP	H	R	ER	HR	BB	SO
Total	5.15	53	64	28	4	1031.0	1185	638	590	120	448	703
Home	5.74	25	32	9	3	513.0	628	356	327	61	220	351
Away	4.57	28	32	19	1	518.0	557	282	263	59	228	352
1995	ERA	W	L	Sv	CG	IP	H	R	ER	HR	BB	SO
Total	4.97	77	67	43	1	1288.1	1443	783	711	160	512	891
Home	6.17	44	28	22	0	658.0	843	490	451	107	252	458
Away	3.70	33	39	21	1	630.1	600	293	259	53	260	433
1996	ERA	W	L	Sv	CG	IP	H	R	ER	HR	BB	SO
Total	5.59	83	79	34	5	1422.2	1597	964	884	198	624	932
Home	6.17	55	26	16	5	738.0	903	559	506	122	314	457
Away	4.97	28	53	18	0	684.2	694	405	378	76	310	475
1997	ERA	W	L	Sv	CG	IP	H	R	ER	HR	BB	SO
Total	5.25	83	79	38	9	1432.2	1697	908	836	196	566	870
Home	5.67	47	34	19	4	738.0	932	501	465	121	263	451
Away	4.81	36	45	19	5	694.2	765	407	371	75	303	419
1998	ERA	W	L	Sv	CG	IP	H	R	ER	HR	BB	SO
Total	4.99	77	85	36	9	1432.2	1583	855	794	174	562	951
Home	5.70	42	39	16	4	741.0	885	505	469	101	273	467
Away	4.23	35	46	20	5	691.2	698	350	325	73	289	484
1999	ERA	W	L	Sv	CG	IP	H	R	ER	HR	BB	SO
Total	6.01	72	90	33	12	1429.0	1700	1028	955	237	737	1032
Home	7.11	39	42	13	4	739.0	987	626	584	159	385	526
Away	4.84	33	48	20	8	690.0	713	402	371	78	352	506
2000	ERA	W	L	Sv	CG	IP	H	R	ER	HR	BB	SO
Total	5.26	82	80	33	7	1430.0	1568	897	835	221	588	1001
Home	6.06	48	33	13	3	739.0	896	531	498	133	303	522
Away	4.39	34	47	20	4	691.0	672	366	337	88	285	479
2001	ERA	W	L	Sv	CG	IP	H	R	ER	HR	BB	SO
Total	5.29	73	89	26	8	1430.0	1522	906	841	239	598	1058
Home	6.12	41	40	12	4	734.0	834	531	499	144	332	537
Away	4.42	32	49	14	4	696.0	688	375	342	95	266	521
2002	ERA	W	L	Sv	CG	IP	H	R	ER	HR	BB	SO
Total	5.20	73	89	43	1	1426.2	1554	898	825	225	582	920
Home	5.47	47	34	23	0	734.0	823	491	446	135	281	493
Away	4.92	26	55	20	1	692.2	731	407	379	90	301	427
2003	ERA	W	L	Sv	CG	IP	H	R	ER	HR	BB	SO
Total	5.20	74	88	34	3	1420.0	1629	892	821	200	552	866
Home	5.07	49	32	20	1	737.0	847	450	415	117	247	472
Away	5.35	25	56	14	2	683.0	782	442	406	83	305	394
2004	ERA	W	L	Sv	CG	IP	H	R	ER	HR	BB	SO
Total	5.54	68	94	36	3	1435.1	1634	923	883	198	697	947
Home	6.27	38	43	18	2	733.0	906	532	511	110	374	488
Away	4.77	30	51	18	1	702.1	728	391	372	88	323	459
2005	ERA	W	L	Sv	CG	IP	H	R	ER	HR	BB	SO
Total	5.13	67	95	37	4	1418.2	1600	862	808	175	604	981
Home	5.18	40	41	18	3	735.0	860	447	423	84	293	505
Away	5.07	27	54	19	1	683.2	740	415	385	91	311	476
2006	ERA	W	L	Sv	CG	IP	H	R	ER	HR	BB	SO
Total	4.66	76	86	34	5	1447.1	1549	812	749	155	553	952
Home	4.72	44	37	16	3	746.0	818	413	391	93	280	491
Away	4.59	32	49	18	2	701.1	731	399	358	62	273	461
2007	ERA	W	L	Sv	CG	IP	H	R	ER	HR	BB	SO
Total	4.32	90	73	39	4	1472.0	1497	758	706	164	504	967
Home	4.34	51	31	18	1	754.0	796	396	364	82	231	472
Away	4.29	39	42	21	3	718.0	701	362	342	82	273	495
2008	ERA	W	L	Sv	CG	IP	H	R	ER	HR	BB	SO
Total	4.77	74	88	36	3	1446.0	1547	822	766	148	562	1041
Home	4.83	43	38	19	3	745.0	814	420	400	82	253	523
Away	4.70	31	50	17	0	701.0	733	402	366	66	309	518
2009	ERA	W	L	Sv	CG	IP	H	R	ER	HR	BB	SO
Total	4.22	92	70	45	5	1438.1	1427	715	675	141	528	1154
Home	4.41	51	30	20	1	737.0	754	379	361	74	276	592
Away	4.03	41	40	25	4	701.1	673	336	314	67	252	562
2010	ERA	W	L	Sv	CG	IP	H	R	ER	HR	BB	SO
Total	4.14	83	79	35	6	1442.0	1405	717	663	139	525	1234
Home	4.25	52	25	20	2	743.0	743	379	351	79	232	634
Away	4.02	31	50	15	4	699.0	662	338	312	60	293	600
2011	ERA	W	L	Sv	CG	IP	H	R	ER	HR	BB	SO
Total	4.43	73	89	41	5	1447.2	1471	774	713	176	522	1118
Home	4.71	38	43	15	1	742.0	817	427	388	101	241	544
Away	4.15	35	46	26	4	705.2	654	347	325	75	281	574
2012	ERA	W	L	Sv	CG	IP	H	R	ER	HR	BB	SO
Total	5.22	64	98	36	0	1422.0	1637	890	824	198	566	1144
Home	5.97	35	46	14	0	734.0	909	523	487	118	269	574
Away	4.41	29	52	22	0	688.0	728	367	337	80	297	570



Rockies Attendance

YEAR-BY-YEAR ATTENDANCE

<u>Year</u>	<u>Home Att.</u>	<u>Avg.</u>	<u>Dates</u>	<u>*Rank (NL/ML)</u>	<u>Road Att.</u>	<u>Avg.</u>	<u>Dates</u>
1993	4,483,350	56,751	79	1st / 1st	2,695,071	33,688	80
1994	3,281,511	58,598	56	1st / 1st	1,758,853	29,811	59
1995	3,390,037	47,084	72	1st / 1st	1,794,948	24,930	72
1996	3,891,014	48,037	81	1st / 1st	2,130,129	26,627	80
1997	3,888,453	48,006	81	1st / 1st	2,238,993	27,987	80
1998	3,789,347	46,782	81	1st / 1st	2,154,522	26,932	80
1999	3,481,065	42,976	81	1st / 1st	2,273,665	28,070	81
2000	3,285,710	40,564	81	3rd / 5th	2,323,144	27,902	80
2001	3,159,385	39,005	81	2nd / 5th	2,498,241	30,842	81
2002	2,737,918	33,801	81	6th / 8th	2,372,413	29,289	81
2003	2,334,085	28,816	81	9th / 14th	2,229,517	27,869	80
2004	2,338,069	29,596	79	9th / 15th	2,588,553	31,957	81
2005	1,914,389	23,930	80	14th / 26th	2,540,968	31,370	81
2006	2,104,362	25,980	81	13th / 23rd	2,626,037	32,420	81
2007	2,376,250	28,979	82	11th / 17th	2,734,074	33,754	81
2008	2,650,188	33,127	80	9th / 13th	2,607,997	32,197	81
2009	2,665,080	32,902	81	8th / 11th	2,456,754	30,709	80
2010	2,875,245	35,941	80	6th/10th	2,550,944	31,493	81
2011	2,909,777	35,923	81	7th/13th	2,423,939	29,925	81
2012	2,630,458	32,475	81	7th/14th	2,584,080	31,902	81
Totals	60,185,693	38,092	1580		47,582,842	30,040	1584
Coors Field	52,420,832	36,277	1445				

* Rank Based on Total Attendance

COORS FIELD TOP 10

Regular Season Only

PAID TICKETS

<u>Total</u>	<u>Date</u>	<u>Opponent</u>
49,509	April 9, 2010	San Diego
49,427	April 10, 2009	Philadelphia
49,374	April 1, 2011	Arizona
49,282	April 9, 2012	San Francisco
49,271	July 3, 2010	San Francisco
49,233	April 4, 2008	Arizona
49,227	July 2, 2011	Kansas City
49,083	August 21, 2011	Los Angeles-NL
49,071	Sept. 24, 2010	San Francisco
49,015	June 19, 2011	Detroit

TICKETS DISTRIBUTED

<u>Total</u>	<u>Date</u>	<u>Opponent</u>
50,956	April 9, 2010	San Diego
50,925	April 10, 2009	Philadelphia
50,942	April 1, 2011	Arizona
50,842	April 2, 2007	Arizona
50,795	April 4, 2008	Arizona
50,749	April 9, 2012	San Francisco
50,732	April 3, 2006	Arizona
50,622	April 4, 2003	Arizona
50,608	April 12, 2004	Arizona
50,592	April 2, 2001	St. Louis

AMONG THE BEST

Since breaking the all-time attendance mark in their first year of existence, the Rockies have continued to rank within the top 10 in the league when it comes to drawing fans...in 20 years from 1993-2012, Colorado's home attendance has exceeded **60.0 million**, the fourth-best mark among all ML teams.

SINGLE SEASON ATTENDANCE

<u>Rk.</u>	<u>Team</u>	<u>Attendance</u>	<u>Year</u>
1.	Colorado	4,483,350	1993
2.	New York-AL	4,287,132	2008
3.	New York-AL	4,271,083	2007
4.	New York-AL	4,248,067	2006
5.	New York-AL	4,090,692	2005
6.	Toronto	4,057,947	1993
7.	New York-NL	4,042,045	2008
8.	Toronto	4,028,318	1992
9.	Toronto	4,001,527	1991
10.	Colorado	3,891,014	1996

ATTENDANCE LEADERS 1993-2012

<u>Team</u>	<u>Attendance</u>
New York Yankees	65,618,146
Los Angeles Dodgers	65,222,863
St. Louis Cardinals	57,266,127
Colorado Rockies	60,185,693
Chicago Cubs	55,566,913
Atlanta Braves	55,406,283
Baltimore Orioles	54,369,609
San Francisco Giants	54,126,443
Boston Red Sox	53,121,995
Los Angeles Angels	52,730,485

SELLOUT STREAK

The Rockies enjoyed a 203-game home sellout streak from June 13, 1995 to September 5, 1997...over the course of those 203 dates, the club posted a 127-76 ledger for a .626 winning percentage...the streak finally came to a halt in Game Two of a doubleheader on September 6, 1997 vs. St. Louis.

ATTENDANCE RECORDS REGULAR SEASON

	Attendance	Opponent	Date/Year
*Season	4,483,350		1993
Season, Coors Field	3,891,014		1996
*Four-Game Series	259,113	St. Louis	July 14-17, 1994
*Three-Game Series	217,009	San Francisco	June 24-26, 1994
Two-Game Series	107,237	St. Louis	April 28-29, 1993
Four-Game Series, Coors Field	193,183	San Francisco	June 26-29, 1997
Three-Game Series, Coors Field	146,530	New York-AL	June 18-20, 2002
Two-Game Series, Coors Field	96,981	Los Angeles	July 14-15, 1997
*Day Game (Paid)	80,227	Montreal	April 9, 1993
Night Game (Paid)	73,957	San Francisco	June 24, 1994
Day Game, Coors Field (Paid)	49,509	San Diego	April 9, 2010
Night Game, Coors Field (Paid)	49,271	San Francisco	July 3, 2010
Single Game, Coors Field (Total)	50,956	San Diego	April 9, 2010
Home Opener, Coors Field (Paid)	49,509	San Diego	April 9, 2010
Road Game (largest)	61,247	San Diego	April 6, 1999
Road Game (smallest)	3,183	at Montreal	May 9, 2002
Home Game (smallest)	18,119	San Diego	Sept. 22, 2005
Doubleheader	60,613	New York-NL	Aug. 21, 1993
Interleague Game	49,227	Kansas City	July 1, 2011
Memorial Day	47,665	Pittsburgh	May 31, 1993
Independence Day	59,259	Chicago	July 4, 1993
Labor Day	54,035	Pittsburgh	Sept. 5, 1993
Weeknight (non-holiday)	73,957	San Francisco	Fri. June 24, 1994
Weekday	65,043	Atlanta	Thu., Aug. 11, 1994
Saturday (day)	72,123	Atlanta	May 21, 1994
Saturday (night)	72,280	San Francisco	July 31, 1993
Sunday	73,171	San Francisco	June 26, 1994

Record Book

POSTSEASON / ALL-STAR GAME

All-Star Game	51,267		July 7, 1998
NL Division Series	50,724	Philadelphia (GM 3)	Oct. 6, 2007
NL Championship Series	50,213	Arizona (GM 4)	Oct. 15, 2007
NL Championship Series	50,137	Arizona (GM 3)	Oct. 14, 2007
NL Division Series	50,063	Atlanta (GM 2)	Oct. 4, 1995
World Series	50,041	Boston (GM 4)	Oct. 28, 2007
World Series	49,983	Boston (GM 3)	Oct. 27, 2007

*Major League Record

YEAR-BY-YEAR FINAL RANKINGS

BATTING

Year	AVG	G	AB	R	OR	H	TB	2B	3B	HR	GS	RBI	SH	SF	HP	BB	IBB	SO	SB	CS	DP	LOB	SHO	SLG	OBP
1993	3	3	7	4	14	5	3	3	1	7	7	6	10	3	5	14	13	8	3	14	9	1	13	3	10
1994	5	1	2	4	14	5	3	6	1	2	1	4	11	4	11	6	10	12	5	13	12	6	3	3	5
1995	1	1	2	1	14	1	1	6	1	1	6	1	2	13	3	6	3	7	6	12	13	8	12	1	2
1996	1	1	5	1	14	1	1	2	3	1	12	1	2	2	2	8	14	10	1	14	8	3	1	1	1
1997	1	1	2	1	14	1	1	8	2	1	5	1	8	13	4	6	11	4	6	11	13	5	8	1	1
1998	1	5	3	4	15	1	1	1	2	4	3	4	1	10	13	13	15	1	14	10	16	6	2	1	3
1999	1	3	1	2	16	1	1	5	6	1	11	2	14	8	14	14	14	1	14	4	10	4	2	1	6
2000	1	3	1	1	13	1	3	1	1	13	7	1	5	1	15	10	1	1	3	16	9	10	10	4	1
2001	1	1	1	1	16	1	1	2	1	2	13	1	3	6	9	10	11	1	2	14	7	12	1	1	1
2002	1	1	4	4	16	1	5	8	1	12	4	4	15	3	8	14	15	6	5	14	10	3	3	4	6
2003	4	1	10	3	16	4	3	2	6	2	7	3	14	11	11	2	6	12	15	9	13	8	14	3	3
2004	2	1	3	4	16	2	3	1	5	5	11	4	3	11	12	6	6	14	15	10	13	9	6	3	3
2005	5	3	5	5	15	5	9	14	5	10	7	5	3	15	7	10	14	14	13	5	6	13	11	9	5
2006	3	1	7	5	12	5	5	2	2	14	4	5	1	9	10	7	5	9	9	14	5	9	13	5	3
2007	1	1	1	2	8	1	4	7	6	7	1	2	1	10	6	2	5	13	7	7	11	15	8	4	1
2008	6	1	7	8	14	5	7	7	8	9	4	8	1	13	6	7	14	13	1	10	8	12	3	7	5
2009	7	1	16	2	7	11	2	3	1	2	6	2	5	1	12	1	13	15	5	16	5	5	7	2	2
2010	3	1	6	3	9	4	3	11	1	4	7	2	12	4	11	3	5	14	6	12	2	13	2	2	3
2011	4	1	6	2	15	5	4	9	2	5	14	3	6	3	5	2	5	8	5	10	9	12	3	4	3
2012	1	1	3	3	16	1	1	2	2	5	1	3	3	7	13	14	13	5	10	9	14	6	6	2	2

PITCHING

Year	W	L	ERA	G	CG	SHO	REL	SV	IP	H	TBF	R	ER	HR	SH	SF	HB	BB	IBB	SO	WP	BK
1993	11	4	14	3	8	14	1	11	14	14	14	14	14	14	10	14	6	14	12	10	13	14
1994	9	2	14	1	12	9	2	8	4	14	14	14	14	14	10	8	14	14	9	8	13	12
1995	4	11	14	1	14	14	1	2	9	14	14	14	14	14	12	11	6	7	10	2	11	13
1996	6	9	14	1	12	13	1	13	14	13	14	14	14	14	14	1	4	13	14	1	14	12
1997	7	8	14	1	6	11	4	9	12	14	13	14	14	14	14	7	12	13	9	1	14	9
1998	9	7	15	5	7	13	7	14	14	15	10	15	15	11	3	8	15	11	1	15	5	8
1999	13	4	16	3	2	16	10	13	15	16	16	16	16	16	13	14	13	16	8	11	15	2
2000	8	9	15	3	11	15	1	13	14	14	10	13	14	14	1	9	15	5	15	15	4	5
2001	12	5	16	1	2	8	4	16	15	15	14	16	16	16	5	6	9	14	13	13	1	1
2002	12	4	16	1	16	12	1	5	15	16	16	16	16	16	2	12	14	12	6	15	8	12
2003	12	5	16	1	12	15	2	14	15	16	13	16	16	12	2	13	16	9	7	16	4	12
2004	13	3	16	1	10	16	7	13	15	16	16	16	16	14	15	16	13	16	16	16	14	12
2005	15	1	15	3	10	15	5	14	16	15	14	15	15	11	8	15	16	15	13	11	15	10
2006	10	5	13	1	8	10	6	13	7	14	9	12	13	3	1	8	9	10	15	16	6	1
2007	1	14	8	1	5	7	3	8	2	8	8	8	8	5	5	10	7	3	13	14	1	14
2008	10	6	15	1	8	8	10	9	9	15	12	14	15	4	5	10	9	10	8	14	14	10
2009	3	14	8	1	6	13	9	1	11	9	4	7	7	5	10	16	4	4	8	8	7	9
2010	7	10	12	1	4	9	2	12	7	7	6	9	12	7	4	9	11	7	11	7	15	16
2011	11	6	15	1	6	13	2	11	11	13	10	15	15	14	1	10	7	11	8	11	15	10
2012	14	3	16	1	15	15	1	13	15	16	16	16	16	16	16	14	7	15	14	14	16	12



Career Batting Leaders

Games Played

Todd Helton	2123
Larry Walker	1170
Vinny Castilla	1098
Dante Bichette	1018
Brad Hawpe	816
Garrett Atkins	773
Troy Tulowitzki	744
Matt Holliday	698
Andres Galarraga	679
Neifi Perez	668

At-Bats

Todd Helton	7565
Vinny Castilla	4099
Larry Walker	4076
Dante Bichette	4050
Troy Tulowitzki	2813
Garrett Atkins	2788
Neifi Perez	2728
Brad Hawpe	2673
Andres Galarraga	2667
Matt Holliday	2656

Runs Scored

Todd Helton	1360
Larry Walker	892
Dante Bichette	665
Vinny Castilla	611
Matt Holliday	479
Andres Galarraga	476
Troy Tulowitzki	471
Neifi Perez	395
Garrett Atkins	394
Eric Young	378

Hits

Todd Helton	2420
Larry Walker	1361
Dante Bichette	1278
Vinny Castilla	1206
Matt Holliday	848
Andres Galarraga	843
Troy Tulowitzki	822
Garrett Atkins	805
Neifi Perez	769
Brad Hawpe	749

Doubles

Todd Helton	570
Larry Walker	297
Dante Bichette	270
Vinny Castilla	208
Matt Holliday	188
Brad Hawpe	166
Garrett Atkins	162
Troy Tulowitzki	160
Andres Galarraga	155
Clint Barmes	131

Triples

Dexter Fowler	50
Neifi Perez	49
Larry Walker	44
Todd Helton	36
Eric Young	28
Ellis Burks	24
Carlos Gonzalez	24
Brad Hawpe	23
Matt Holliday	23
Troy Tulowitzki	23

Extra-Base Hits

Todd Helton	960
Larry Walker	599
Dante Bichette	489
Vinny Castilla	467
Andres Galarraga	340
Matt Holliday	339
Troy Tulowitzki	313
Brad Hawpe	307
Garrett Atkins	267
Ellis Burks	243

Total Bases

Todd Helton	4124
Larry Walker	2520
Dante Bichette	2187
Vinny Castilla	2171
Andres Galarraga	1540
Matt Holliday	1466
Troy Tulowitzki	1418
Brad Hawpe	1315
Garrett Atkins	1275
Neifi Perez	1121

Multi-Hit Games

Todd Helton	688
Larry Walker	396
Dante Bichette	372
Vinny Castilla	334
Andres Galarraga	250
Matt Holliday	239
Troy Tulowitzki	230
Garrett Atkins	218
Neifi Perez	217
Brad Hawpe	204

Home Runs

Todd Helton	354
Larry Walker	258
Vinny Castilla	239
Dante Bichette	201
Andres Galarraga	172
Troy Tulowitzki	130
Matt Holliday	128
Brad Hawpe	118
Ellis Burks	115
Garrett Atkins	98

RBI

Todd Helton	1345
Larry Walker	848
Dante Bichette	826
Vinny Castilla	745
Andres Galarraga	579
Matt Holliday	483
Garrett Atkins	479
Troy Tulowitzki	470
Brad Hawpe	464
Ellis Burks	337

Walks

Todd Helton	1295
Larry Walker	584
Brad Hawpe	400
Troy Tulowitzki	304
Walt Weiss	300
Garrett Atkins	279
Vinny Castilla	273
Dexter Fowler	260
Eric Young	254
Matt Holliday	251

Intentional Walks

Todd Helton	184
Larry Walker	71
Brad Hawpe	45
Vinny Castilla	43
Troy Tulowitzki	32
Andres Galarraga	31
Carlos Gonzalez	30
Clint Barmes	20
Dante Bichette	20
Matt Holliday/Ian Stewart ..	17

Strikeouts

Todd Helton	1088
Brad Hawpe	711
Larry Walker	659
Vinny Castilla	631
Dante Bichette	620
Andres Galarraga	610
Matt Holliday	505
Troy Tulowitzki	499
Dexter Fowler	483
Carlos Gonzalez	425

Stolen Bases

Eric Young	180
Larry Walker	126
Dante Bichette	105
Willy Taveras	101
Juan Pierre	100
Carlos Gonzalez	82
Matt Holliday	66
Dexter Fowler	64
Eric Young Jr.	62
Andres Galarraga	55

Batting Avg. (1000 PA)

Larry Walker334
Todd Helton320
Jeff Cirillo320
Matt Holliday319
Andres Galarraga316
Dante Bichette316
Carlos Gonzalez308
Juan Pierre308
Ellis Burks306
Charlie Hayes298

Slugging Pct. (1000 PA)

Larry Walker618
Ellis Burks579
Andres Galarraga577
Matt Holliday552
Todd Helton545
Carlos Gonzalez544
Dante Bichette540
Vinny Castilla530
Troy Tulowitzki504
Preston Wilson498

On-Base Pct. (1000 PA)

Larry Walker426
Todd Helton419
Matt Holliday386
Jeff Cirillo379
Ellis Burks378
Eric Young378
Walt Weiss375
Brad Hawpe374
Jeff Reed373
Carlos Gonzalez368

Career Pitching Leaders



Appearances

Steve Reed	461
Brian Fuentes	428
Curtis Leskanic	356
Mike Muñoz	300
Manuel Corpas	280
Jose Jimenez	265
Mike DeJean	264
Darren Holmes	263
Matt Belisle	254
Bruce Ruffin	246

Starts

Aaron Cook	206
Jeff Francis	173
Jason Jennings	156
Ubaldo Jimenez	137
Jamey Wright	132
Pedro Astacio	129
John Thomson	101
Kevin Ritz	98
Jorge De La Rosa	88
Jason Hammel	87

Wins

Aaron Cook	72
Jeff Francis	61
Jason Jennings	58
Ubaldo Jimenez	56
Pedro Astacio	53
Jorge De La Rosa	39
Kevin Ritz	39
Jamey Wright	35
Steve Reed	33
Curtis Leskanic	31

Losses

Aaron Cook	68
Jeff Francis	57
Jason Jennings	56
Jamey Wright	52
Pedro Astacio	48
Shawn Chacon	45
Ubaldo Jimenez	45
John Thomson	43
Kevin Ritz	38
Jhoulys Chacin	31

Innings Pitched

Aaron Cook	1312.1
Jeff Francis	995.2
Jason Jennings	941.0
Ubaldo Jimenez	851.0
Pedro Astacio	827.1
Jamey Wright	791.2
John Thomson	611.0
Kevin Ritz	576.1
Shawn Chacon	552.1
Jason Hammel	524.2

ERA (300.0 IP)

Brian Fuentes	3.38
Steve Reed	3.63
Ubaldo Jimenez	3.66
Jhoulys Chacin	3.68
Bruce Ruffin	3.84
Jose Jimenez	4.13
Darren Holmes	4.42
Jorge De La Rosa	4.48
Aaron Cook	4.53
Jason Hammel	4.63

Complete Games

Pedro Astacio	14
Aaron Cook	11
Ubaldo Jimenez	8
Jason Jennings	6
John Thomson	6
Roger Bailey	5
Brian Bohanon	5
Darryl Kile	5
Armando Reynoso	5
Three Tied	3

Shutouts

Jason Jennings	3
Ubaldo Jimenez	3
Roger Bailey	2
Brian Bohanon	2
Aaron Cook	2
Jeff Francis	2
John Thomson	2
10 Pitchers	1

Winning Pct. (30 dec)

Darren Holmes	.639 (23-13)
Curtis Leskanic	.608 (31-20)
Jorge De La Rosa	.582 (39-28)
Matt Belisle	.561 (23-18)
Ubaldo Jimenez	.554 (56-45)
Steve Reed	.532 (33-29)
Marvin Freeman	.526 (20-18)
Pedro Astacio	.525 (53-58)
Jeff Francis	.517 (61-57)
Aaron Cook	.514 (72-68)

Saves

Brian Fuentes	115
Jose Jimenez	102
Huston Street	84
Bruce Ruffin	60
Darren Holmes	46
Rafael Betancourt	41
Dave Veres	39
Jerry Dipoto	36
Shawn Chacon	35
Manuel Corpas	34

Walks

Jason Jennings	425
Aaron Cook	408
Jamey Wright	387
Ubaldo Jimenez	371
Jeff Francis	309
Shawn Chacon	293
Pedro Astacio	290
Kevin Ritz	253
Jorge De La Rosa	224
Curtis Leskanic	221

Strikeouts

Ubaldo Jimenez	773
Pedro Astacio	749
Jeff Francis	679
Jason Jennings	622
Aaron Cook	558
Jorge De La Rosa	492
Brian Fuentes	470
Curtis Leskanic	415
John Thomson	390
Shawn Chacon	385

Record Book

CAREER STARTS IN THE FIELD

Catcher

Chris Iannetta	411
Yorvit Torrealba	291
Joe Girardi	284
Jeff Reed	257
Kirt Manwaring	229

Second Base

Eric Young	398
Mike Lansing	269
Clint Barmes	262
Aaron Miles	185
Jamey Carroll	151

Shortstop

Troy Tulowitzki	732
Neifi Perez	603
Walt Weiss	494
Clint Barmes	303
Juan Uribe	286

Center Field

Dexter Fowler	448
Juan Pierre	316
Ellis Burks	288
Preston Wilson	272
Willy Taveras	195

First Base

Todd Helton	2016
Andres Galarraga	669
Garrett Atkins	75
Jason Giambi	73
Jordan Pacheco	45

Third Base

Vinny Castilla	916
Garrett Atkins	632
Jeff Cirillo	288
Ian Stewart	281
Charlie Hayes	261

Left Field

Matt Holliday	679
Dante Bichette	539
Carlos Gonzalez	272
Jay Payton	168
Ellis Burks	165

Right Field

Larry Walker	973
Brad Hawpe	715
Dante Bichette	424
Seth Smith	131
Ryan Spilborghs	122





Single-Season Batting Leaders

Games Played

162	Vinny Castilla	1998
	Neifi Perez	1998
	Neifi Perez	2000
161	Dante Bichette	1998
160	Vinny Castilla	1996
	Todd Helton	2000
	Todd Helton	2003

Batting Average (qualifiers)

.379	Larry Walker	1999
.372	Todd Helton	2000
.370	Andres Galarraga	1993
.366	Larry Walker	1997
.363	Larry Walker	1998
.358	Todd Helton	2003
.350	Larry Walker	2001
.347	Todd Helton	2004
.344	Ellis Burks	1996
.340	Dante Bichette	1995
.340	Matt Holliday	2007

Slugging Pct. (qualifiers)

.720	Larry Walker	1997
.710	Larry Walker	1999
.698	Todd Helton	2000
.685	Todd Helton	2001
.662	Larry Walker	2001
.639	Ellis Burks	1996
.630	Todd Helton	2003
	Larry Walker	1998
.620	Todd Helton	2004
	Dante Bichette	1995

On-Base Pct. (qualifiers)

.469	Todd Helton	2004
.463	Todd Helton	2000
.45809	Larry Walker	1999
.45804	Todd Helton	2003
.452	Larry Walker	1997
.449	Larry Walker	2001
.4448	Todd Helton	2005
.4447	Larry Walker	1998
.434	Todd Helton	2007
.432	Todd Helton	2001

At-Bats

690	Neifi Perez	1999
662	Dante Bichette	1998
651	Neifi Perez	2000
647	Neifi Perez	1998
645	Vinny Castilla	1998
636	Matt Holliday	2007
633	Dante Bichette	1996
629	Vinny Castilla	1996
626	Andres Galarraga	1996
617	Juan Pierre	2001

Runs

143	Larry Walker	1997
142	Ellis Burks	1996
138	Todd Helton	2000
135	Todd Helton	2003
132	Todd Helton	2001
120	Andres Galarraga	1997
	Matt Holliday	2007
119	Andres Galarraga	1996
	Matt Holliday	2006

Hits

219	Dante Bichette	1998
216	Todd Helton	2000
	Matt Holliday	2007
211	Ellis Burks	1996
209	Todd Helton	2003
208	Larry Walker	1997
206	Vinny Castilla	1998
202	Juan Pierre	2001
198	Dante Bichette	1996
	Garrett Atkins	2006

Extra-Base Hits

105	Todd Helton	2001
103	Todd Helton	2000
99	Larry Walker	1997
93	Ellis Burks	1996
92	Matt Holliday	2007
89	Andres Galarraga	1996
87	Todd Helton	2003
84	Matt Holliday	2006
83	Todd Helton	2004

Doubles

59	Todd Helton	2000
54	Todd Helton	2001
53	Jeff Cirillo	2000
50	Matt Holliday	2007
49	Todd Helton	2003
	Todd Helton	2004
48	Dante Bichette	1998
	Garrett Atkins	2006
46	Larry Walker	1997
	Larry Walker	1998

Triples

15	Dexter Fowler	2011
14	Dexter Fowler	2010
11	Neifi Perez	1999
	Neifi Perez	2000
	Juan Pierre	2001
	Juan Uribe	2001
10	Neifi Perez	1997
	Cory Sullivan	2006
9	4 Players	

Total Bases

409	Larry Walker	1997
405	Todd Helton	2000
402	Todd Helton	2001
392	Ellis Burks	1996
386	Matt Holliday	2007
380	Vinny Castilla	1998
376	Andres Galarraga	1996
367	Todd Helton	2003
359	Dante Bichette	1995
353	Matt Holliday	2006

Home Runs

49	Larry Walker	1997
	Todd Helton	2001
47	Andres Galarraga	1996
46	Vinny Castilla	1998
42	Todd Helton	2000
41	Andres Galarraga	1997
40	Dante Bichette	1995
	Ellis Burks	1996
	Vinny Castilla	1996
	Vinny Castilla	1997

RBI

150	Andres Galarraga	1996
147	Todd Helton	2000
146	Todd Helton	2001
144	Vinny Castilla	1998
141	Dante Bichette	1996
	Preston Wilson	2003
140	Andres Galarraga	1997
137	Matt Holliday	2007
133	Dante Bichette	1999
131	Vinny Castilla	2004

Walks

127	Todd Helton	2004
116	Todd Helton	2007
111	Todd Helton	2003
106	Todd Helton	2005
103	Todd Helton	2000
99	Todd Helton	2002
98	Walt Weiss	1995
	Todd Helton	2001
	Larry Walker	2003

Strikeouts

157	Andres Galarraga	1996
146	Andres Galarraga	1995
145	Brad Hawpe	2009
141	Andres Galarraga	1997
139	Preston Wilson	2003
138	Ian Stewart	2009
137	Brad Hawpe	2007
135	Carlos Gonzalez	2010
134	Brad Hawpe	2008
130	2 Players	

Stolen Bases

68	Willy Taveras	2008
53	Eric Young	1996
47	Juan Pierre	2002
46	Juan Pierre	2001
42	Eric Young	1993
39	Tom Goodwin	2000
35	Eric Young	1995
33	Larry Walker	1997
	Willy Taveras	2007

Pinch Hits

28	John Vander Wal	1995
23	Greg Norton	2003
20	Lenny Harris	1999
17	Greg Norton	2001
	Seth Smith	2009
	Jimmy Tatum	2001
16	Mark Sweeney	2004
	John Vander Wal	1996
15	Angel Echevarria	1999
	Greg Norton	2002
	Jorge Piedra	2005
	Terry Shumpert	2000

Pinch-Hit Home Runs

5	Mark Sweeney	2004
4	Angel Echevarria	1999
	Howard Johnson	1994
	Greg Norton	2003
	John Vander Wal	1995

Single-Season Pitching Leaders



Appearances

80	Matt Belisle	2012
79	Todd Jones	2002
	Jose Mesa	2006
78	Chuck McElroy	1998
	Mike Myers	2000
	Brian Fuentes	2005
	Manny Corpas	2007
76	Curtis Leskanic	1995
	Manuel Corpas	2008
	Matt Belisle	2010

Games Started

35	Kevin Ritz	1996
	Darryl Kile	1998
34	Pedro Astacio	1998
	Jamey Wright	1998
	Pedro Astacio	1999
	Shawn Estes	2004
	Jeff Francis	2007
	Ubaldo Jimenez	2008

Wins

19	Ubaldo Jimenez	2010
17	Kevin Ritz	1996
	Pedro Astacio	1999
	Jeff Francis	2007
16	Jason Jennings	2002
	Aaron Cook	2008
	Jorge De La Rosa	2009
15	Shawn Estes	2004
	Ubaldo Jimenez	2009
	Jason Marquis	2009

Losses

17	Darryl Kile	1998
16	Jamey Wright	2005
15	Masato Yoshii	2000
	Mike Hampton	2002
	Aaron Cook	2006
14	Pedro Astacio	1998
	Jamey Wright	1998
	Jhoulys Chacin	2011

ERA (qualifiers)

2.88	Ubaldo Jimenez	2010
3.47	Ubaldo Jimenez	2009
3.62	Jhoulys Chacin	2011
3.66	Joe Kennedy	2004
3.78	Jason Jennings	2006
3.96	Aaron Cook	2008
3.99	Ubaldo Jimenez	2008
4.00	Armando Reynoso	1993
4.04	Jason Marquis	2009
4.12	Aaron Cook	2007

Winning Pct. (qualifiers)

.833	Marvin Freeman (10-2)	1994
.733	Denny Stark (11-4)	2002
.704	Ubaldo Jimenez	2010
.688	Julian Tavarez (11-5)	2000
.667	Jason Jennings (16-8)	2002
.654	Jeff Francis (17-9)	2007
.652	Shawn Estes (15-8)	2004
.647	Aaron Cook (11-6)	2009

Saves

41	Jose Jimenez	2002
35	Shawn Chacon	2004
	Huston Street	2011
31	Dave Veres	1999
	Brian Fuentes	2005
	Rafael Betancourt	2012
30	Brian Fuentes	2008
	Brian Fuentes	2006
29	Huston Street	2011
25	Darren Holmes	1993

Innings Pitched

232.0	Pedro Astacio	1999
230.1	Darryl Kile	1998
221.2	Ubaldo Jimenez	2010
215.1	Jeff Francis	2007
213.0	Kevin Ritz	1996
212.2	Aaron Cook	2006
212.0	Jason Jennings	2006
211.1	Aaron Cook	2008
209.1	Pedro Astacio	1998
206.1	Jamey Wright	1998

Complete Games

7	Pedro Astacio	1999
5	Roger Bailey	1997
4	Armando Reynoso	1993
	Darryl Kile	1998
	Pedro Astacio	2001
	Ubaldo Jimenez	2010
3	Mark Thompson	1996
	Brian Bohanon	1999
	Pedro Astacio	2000
	Jason Jennings	2006

Strikeouts

214	Ubaldo Jimenez	2010
210	Pedro Astacio	1999
198	Ubaldo Jimenez	2009
198	Jorge De La Rosa	2009
193	Pedro Astacio	2000
172	Ubaldo Jimenez	2008
170	Pedro Astacio	1998
165	Jeff Francis	2007
158	Darryl Kile	1998
150	Jhoulys Chacin	2011

Walks

109	Darryl Kile	1999
105	Shawn Estes	2004
	Kevin Ritz	1996
103	Ubaldo Jimenez	2008
101	Jason Jennings	2004
96	Darryl Kile	1998
95	Jamey Wright	1998
92	Brian Bohanon	1999
	Ubaldo Jimenez	2010
91	Mike Hampton	2002

Relief Wins

11	Gabe White	2000
10	Matt Belisle	2011
9	Steve Reed	1993
8	Rex Brothers	2012
7	Darren Holmes	1997
	Curtis Leskanic	1996
	Bruce Ruffin	1996
	Matt Belisle	2010
6	Seven Players	

Strikeouts/9.0 IP (qualifiers)

9.39	Jorge De La Rosa	2009
8.85	Pedro Astacio	2000
8.68	Ubaldo Jimenez	2010
8.17	Ubaldo Jimenez	2009
8.15	Pedro Astacio	1999
7.79	Ubaldo Jimenez	2008
7.33	Denny Neagle	2001
7.31	Pedro Astacio	1998
6.96	Jhoulys Chacin	2011
6.90	Jeff Francis	2007

Fewest Walks/9.0 IP (qualifiers)

2.04	Aaron Cook	2008
2.14	Jason Hammel	2009
2.33	Aaron Cook	2006
2.38	Jason Hammel	2010
2.39	Aaron Cook	2007
2.61	Armando Reynoso	1996
2.63	Jeff Francis	2007
2.76	John Thomson	1997
2.85	Masato Yoshii	2000
2.91	Pedro Astacio	1999

Lowest BA Against (qualifiers)

.209	Ubaldo Jimenez	2010
.229	Ubaldo Jimenez	2009
.231	Jhoulys Chacin	2011
.245	Ubaldo Jimenez	2008
.249	Jorge De La Rosa	2009
.250	Jeff Francis	2006
.258	Jason Jennings	2006
.259	Kevin Ritz	1995
.265	Joe Kennedy	2004
.266	Denny Neagle	2002

Home Runs Allowed

39	Pedro Astacio	1998
38	Pedro Astacio	1999
33	Darryl Kile	1999
32	Pedro Astacio	2000
	Masato Yoshii	2000
31	Mike Hampton	2001
30	Shawn Estes	2004
	Brian Bohanon	1999
29	Denny Neagle	2001
28	Darryl Kile	1998

Record Book



Single-Season Fielding Leaders

CATCHERS

<u>Putouts</u>			<u>Assists</u>			<u>Errors</u>			<u>Fielding Pct. (qualifiers)</u>
821	Miguel Olivo	2010	82	Chris Iannetta	2011	13	Wilin Rosario	2012	1.000 Chris Iannetta 2008
733	Chris Iannetta	2011	78	Wilin Rosario	2012	11	Jeff Reed	1996	.998 Chris Iannetta 2011
730	Joe Girardi	1995	62	Miguel Olivo	2010	10	Joe Girardi	1995	.994 Kirt Manwaring 1997
694	Wilin Rosario	2012	61	Joe Girardi	1995	9	Jayhawk Owens	1996	.993 Charles Johnson 2003
679	Yorvit Torrealba	2007	59	Chris Iannetta	2009		Miguel Olivo	2010	.992 Henry Blanco 1999
606	Chris Iannetta	2008	58	Henry Blanco	1999	8	Ben Petrick	2001	.99182 Gary Bennett 2002
582	Brent Mayne	2000	56	Joe Girardi	1994		J.D. Closser	2005	.99180 Joe Girardi 1994
562	Henry Blanco	1999		Yorvit Torrealba	2007	7	5 Catchers		.99175 Chris Iannetta 2009
561	Charles Johnson	2003	51	Chris Iannetta	2008				.99056 Yorvit Torrealba 2007
549	Joe Girardi	1994		Jeff Reed	1996				.990 Brent Mayne 2000

FIRST BASEMEN

<u>Putouts</u>			<u>Assists</u>			<u>Errors</u>			<u>Fielding Pct. (qualifiers)</u>
1528	A. Galarraga	1996	156	Todd Helton	2003	15	A. Galarraga	1997	.99870 Todd Helton 2007
1458	A. Galarraga	1997	149	Todd Helton	2000	14	A. Galarraga	1996	.99859 Todd Helton 2001
1448	Todd Helton	2007	146	Todd Helton	1998	13	A. Galarraga	1995	.99793 Todd Helton 2009
1418	Todd Helton	2003	144	Todd Helton	2004	11	A. Galarraga	1993	.99734 Todd Helton 2004
1367	Todd Helton	2006	120	A. Galarraga	1995		Todd Helton	2003	.99726 Todd Helton 2006
1357	Todd Helton	2002		Todd Helton	2005	9	Todd Helton	1999	.99725 Todd Helton 2011
1356	Todd Helton	2004	119	Todd Helton	2001	8	A. Galarraga	1994	.996 Todd Helton 2005
1349	Todd Helton	2009	117	A. Galarraga	1997		Todd Helton	2010	.99528 Todd Helton 2000
1326	Todd Helton	2000	116	A. Galarraga	1996				.99526 Todd Helton 2002
1303	Todd Helton	2001	113	Todd Helton	2002				.9947 Todd Helton 1998

SECOND BASEMEN

<u>Putouts</u>			<u>Assists</u>			<u>Errors</u>			<u>Fielding Pct. (qualifiers)</u>
345	Mike Lansing	1998	431	Eric Young	1996	15	Eric Young	1993	.995 Jamey Carroll 2006
340	Eric Young	1996	425	Mike Lansing	1998		Eric Young	1997	.987 Mike Lansing 1998
273	Aaron Miles	2004	414	Eric Young	1997		Ronnie Belliard	2003	.985 Eric Young 1996
258	Eric Young	1997	413	Clint Barmes	2009	12	Roberto Mejia	1993	.984 Aaron Miles 2004
241	Clint Barmes	2009	397	Jamey Carroll	2006		Eric Young	1996	.982 Clint Barmes 2009
224	Ronnie Belliard	2003	353	Aaron Miles	2004		Clint Barmes	2009	.978 Eric Young 1997
200	Kazuo Matsui	2007	311	Ronnie Belliard	2003	11	Eric Young	1995	.973 Ronnie Belliard 2003
186	Jamey Carroll	2006		Kazuo Matsui	2007	10	Nelson Liriano	1994	
175	Mike Lansing	2000	228	Eric Young	1993		Mike Lansing	1998	
165	Eric Young	1995		Eric Young	1995		Aaron Miles	2004	

THIRD BASEMEN

<u>Putouts</u>			<u>Assists</u>			<u>Errors</u>			<u>Fielding Pct. (qualifiers)</u>
124	Vinny Castilla	2004	389	Vinny Castilla	1996	21	Vinny Castilla	1997	.987 Vinny Castilla 2004
123	Charlie Hayes	1993	323	Vinny Castilla	1997		Todd Zeile	2002	.982 Jeff Cirillo 2001
112	Vinny Castilla	1997	316	Vinny Castilla	1998	20	Charlie Hayes	1993	.972 Chris Stynes 2003
110	Vinny Castilla	1998		Vinny Castilla	2004		Vinny Castilla	1996	.970 Vinny Castilla 1998
98	Garrett Atkins	2006	308	Jeff Cirillo	2001	19	Vinny Castilla	1999	.969 Ian Stewart 2009
97	Vinny Castilla	1996	304	Jeff Cirillo	2000		Garrett Atkins	2006	.964 Jeff Cirillo 2000
96	Vinny Castilla	1999	298	Vinny Castilla	1999	18	Garrett Atkins	2005	.963 Garrett Atkins 2007
92	Charlie Hayes	1994	292	Charlie Hayes	1993	17	Charlie Hayes	1994	.960 Vinny Castilla 1996
	Jeff Cirillo	2000	286	Garrett Atkins	2006	15	Vinny Castilla	1995	.958 Vinny Castilla 1995
	Chris Stynes	2003	262	Garrett Atkins	2005		Jeff Cirillo	2000	.954 Charlie Hayes 1993

SHORTSTOP

<u>Putouts</u>			<u>Assists</u>			<u>Errors</u>			<u>Fielding Pct. (qualifiers)</u>
288	Neifi Perez	2000	561	Troy Tulowitzki	2007	30	Walt Weiss	1996	.991 Troy Tulowitzki 2011
272	Neifi Perez	1998	523	Neifi Perez	2000	27	Juan Uribe	2002	.987 Troy Tulowitzki 2007
262	Troy Tulowitzki	2007	516	Neifi Perez	1998	20	Neifi Perez	1998	.986 Troy Tulowitzki 2009
261	Troy Tulowitzki	2011	504	Juan Uribe	2002	18	Neifi Perez	2000	.986 Royce Clayton 2004
261	Juan Uribe	2002	481	Neifi Perez	1999		Clint Barmes	2006	.984 Troy Tulowitzki 2010
260	Neifi Perez	1999	450	Walt Weiss	1996	17	Clint Barmes	2005	.983 Walt Weiss 1997
220	Walt Weiss	1996	433	Troy Tulowitzki	2009	16	Walt Weiss	1995	.981 Neifi Perez 1999
215	Troy Tulowitzki	2009	417	Royce Clayton	2004	14	Neifi Perez	1999	.978 Neifi Perez 2000
213	Royce Clayton	2004	417	Troy Tulowitzki	2011	13	Walt Weiss	1994	.975 Neifi Perez 1998
211	Troy Tulowitzki	2010	406	Walt Weiss	1995	12	Freddie Benavides	1993	.974 Walt Weiss 1995

OUTFIELD

<u>Putouts</u>			<u>Assists</u>			<u>Errors</u>			<u>Fielding Pct. (qualifiers)</u>
363	Juan Pierre	2002	17	Dante Bichette	1999	13	Dante Bichette	1999	.996 Cory Sullivan 2006
362	Juan Pierre	2001	16	Brad Hawpe	2006	11	Dante Bichette	1998	Carlos Gonzalez 2010
331	Preston Wilson	2003	14	Dante Bichette	1993	9	Dante Bichette	1993	Dexter Fowler 2010
309	Dexter Fowler	2011		Dante Bichette	1998		Dante Bichette	1996	Carlos Gonzalez 2011
308	Dante Bichette	1993		Larry Walker	2002		Brad Hawpe	2008	.995 Juan Pierre 2002
306	Jay Payton	2003	13	Larry Walker	1995	8	Juan Pierre	2001	.992 Larry Walker 1997
296	Matt Holliday	2007		Larry Walker	1999		Dexter Fowler	2011	.9910 Dante Bichette 1994
289	Dante Bichette	1998	12	Larry Walker	1997	7	6 players tied		.9908 J. Hammonds 2000
282	Willy Taveras	2008		Carlos Gonzalez	2011				.9901 Matt Holliday 2007
280	Brad Hawpe	2006	10	4 players tied					.988 Matt Holliday 2008

Regulars By Position



CATCHER					THIRD BASE				
Year	Player	AVG	HR	RBI	Year	Player	AVG	HR	RBI
1993	Joe Girardi	.290	3	31	1993	Charlie Hayes	.305	25	98
1994	Joe Girardi	.276	4	34	1994	Charlie Hayes	.288	10	50
1995	Joe Girardi	.262	8	55	1995	Vinny Castilla	.309	32	90
1996	Jeff Reed	.284	8	37	1996	Vinny Castilla	.304	40	113
1997	Kirk Manwaring	.226	1	27	1997	Vinny Castilla	.304	40	113
1998	Jeff Reed	.297	17	47	1998	Vinny Castilla	.319	46	144
	Kirk Manwaring	.247	2	26	1999	Vinny Castilla	.275	33	102
	Jeff Reed	.290	9	39	2000	Jeff Cirillo	.326	11	115
1999	Henry Blanco	.232	6	28	2001	Jeff Cirillo	.313	17	83
2000	Brent Mayne	.301	6	64	2002	Todd Zeile	.273	18	87
2001	Ben Petrick	.238	11	39	2003	Chris Stynes	.255	11	73
2002	Gary Bennett	.265	4	26	2004	Vinny Castilla	.271	35	131
2003	Charles Johnson	.230	20	61	2005	Garrett Atkins	.287	13	89
2004	Charles Johnson	.236	13	47	2006	Garrett Atkins	.329	29	120
2005	Danny Ardoin	.229	6	22	2007	Garrett Atkins	.301	25	111
	J.D. Closser	.219	7	27	2008	Garrett Atkins	.286	21	99
2006	Yorvit Torrealba	.247	7	43	2009	Ian Stewart	.259	10	41
2007	Yorvit Torrealba	.255	8	47		Garrett Atkins	.226	9	48
2008	Chris Iannetta	.264	18	65		Ian Stewart	.228	25	70
2009	Chris Iannetta	.228	16	52	2010	Ian Stewart	.256	18	61
2010	Miguel Olivo	.269	14	58	2011	Ty Wigginton	.242	15	47
2011	Chris Iannetta	.238	14	55	2012	Jordan Pacheco	.309	5	54
2012	Wilin Rosario	.270	28	71		Chris Nelson	.301	9	53
FIRST BASE					LEFT FIELD				
1993	Andres Galarraga	.370	22	98	1993	Jerald Clark	.282	13	67
1994	Andres Galarraga	.319	31	85	1994	Eric Young	.272	7	30
1995	Andres Galarraga	.280	31	106	1995	Dante Bichette	.340	40	128
1996	Andres Galarraga	.304	47	150	1996	Ellis Burks	.344	40	128
1997	Andres Galarraga	.318	41	140	1997	Dante Bichette	.308	26	118
1998	Todd Helton	.315	25	97	1998	Dante Bichette	.331	22	122
1999	Todd Helton	.320	35	131	1999	Dante Bichette	.298	34	133
2000	Todd Helton	.372	42	147	2000	Larry Walker	.309	9	51
2001	Todd Helton	.336	49	146		Darren Bragg	.221	3	21
2002	Todd Helton	.329	30	109	2001	Ron Gant	.257	8	22
2003	Todd Helton	.358	33	117		Alex Ochoa	.251	1	17
2004	Todd Helton	.347	32	96	2002	Todd Hollandsworth	.295	11	48
2005	Todd Helton	.320	20	79		Jay Payton	.335	8	28
2006	Todd Helton	.302	15	81	2003	Jay Payton	.302	28	89
2007	Todd Helton	.320	17	91	2004	Matt Holliday	.290	14	57
2008	Todd Helton	.264	7	29	2005	Matt Holliday	.307	19	87
	Garrett Atkins	.286	21	99	2006	Matt Holliday	.326	34	114
2009	Todd Helton	.325	15	86	2007	Matt Holliday	.340	36	137
2010	Todd Helton	.256	8	37	2008	Matt Holliday	.321	25	88
2011	Todd Helton	.302	14	69	2009	Seth Smith	.293	15	55
2012	Todd Helton	.238	7	37		Carlos Gonzalez	.284	13	29
SECOND BASE						Ryan Spilborghs	.241	8	48
1993	Eric Young	.269	3	42	2010	Carlos Gonzalez (LF,CF,RF)	.336	34	117
1994	Nelson Liriano	.255	3	31		Seth Smith	.246	17	52
1995	Eric Young	.317	6	36	2011	Carlos Gonzalez (LF,CF,RF)	.295	26	92
1996	Eric Young	.324	8	74	2012	Carlos Gonzalez	.303	22	85
1997	Eric Young	.282	6	45	CENTER FIELD				
1998	Mike Lansing	.276	12	66	1993	Alex Cole	.256	0	24
1999	Kurt Abbott	.273	8	41	1994	Mike Kingery	.349	4	41
	Terry Shumpert	.347	10	37	1995	Mike Kingery	.269	8	37
2000	Mike Lansing	.258	11	47	1996	Quinton McCracken	.290	3	40
2001	Todd Walker	.297	12	43		Larry Walker	.276	18	58
	Jose Ortiz	.255	13	35	1997	Ellis Burks	.290	32	82
2002	Jose Ortiz	.250	1	12	1998	Ellis Burks	.286	16	54
	Brent Butler	.259	9	42	1999	Darryl Hamilton	.315	9	45
2003	Ronnie Belliard	.277	8	50	2000	Tom Goodwin	.271	5	47
2004	Aaron Miles	.293	6	47	2001	Juan Pierre	.327	2	55
2005	Luis Gonzalez	.292	9	44	2002	Juan Pierre	.287	1	35
	Aaron Miles	.281	2	28	2003	Preston Wilson	.282	36	141
2006	Jamey Carroll	.300	5	36	2004	Jeromy Burnitz	.283	37	110
2007	Jamey Carroll	.225	2	22		Preston Wilson	.248	6	29
	Kazuo Matsui	.288	4	37	2005	Cory Sullivan	.294	4	30
2008	Clint Barmes	.290	11	44		Preston Wilson	.258	15	47
	Jeff Baker	.268	12	48	2006	Cory Sullivan	.267	2	30
	Omar Quintanilla	.238	2	15	2007	Willy Taveras	.320	2	24
2009	Clint Barmes	.245	23	76	2008	Willy Taveras	.251	1	26
2010	Clint Barmes	.235	8	50	2009	Dexter Fowler	.266	4	34
2011	Mark Ellis	.274	6	25	2010	Dexter Fowler	.260	6	36
	Jonathan Herrera	.242	3	14	2011	Dexter Fowler	.266	5	45
2012	Marco Scutaro	.271	4	30	2012	Dexter Fowler	.300	13	53
	DJ LeMahieu	.297	2	22	RIGHT FIELD				
SHORTSTOP					1993	Dante Bichette	.310	21	89
1993	Vinny Castilla	.255	9	30	1994	Dante Bichette	.304	27	95
1994	Walt Weiss	.251	1	32	1995	Larry Walker	.306	36	101
1995	Walt Weiss	.260	1	25	1996	Dante Bichette	.313	31	141
1996	Walt Weiss	.282	8	48	1997	Larry Walker	.366	49	130
1997	Walt Weiss	.270	4	38	1998	Larry Walker	.363	23	67
1998	Neifi Perez	.274	9	59	1999	Larry Walker	.379	37	115
1999	Neifi Perez	.280	12	70	2000	Jeffrey Hammonds	.335	20	106
2000	Neifi Perez	.287	10	71	2001	Larry Walker	.350	38	123
2001	Neifi Perez	.298	7	47	2002	Larry Walker	.338	26	104
	Juan Uribe	.300	8	53	2003	Larry Walker	.284	16	79
2002	Juan Uribe	.240	6	49	2004	Jeromy Burnitz	.283	37	110
2003	Jose Hernandez	.237	8	27	2005	Brad Hawpe	.262	9	47
	Juan Uribe	.253	10	33	2006	Brad Hawpe	.293	22	84
2004	Royce Clayton	.279	8	54	2007	Brad Hawpe	.291	29	116
2005	Clint Barmes	.289	10	46	2008	Brad Hawpe	.283	25	85
2006	Clint Barmes	.220	7	56	2009	Brad Hawpe	.285	23	86
2007	Troy Tulowitzki	.291	24	99	2010	Brad Hawpe	.255	7	37
2008	Troy Tulowitzki	.263	8	46		Ryan Spilborghs	.279	10	39
2009	Troy Tulowitzki	.297	32	92	2011	Seth Smith	.284	15	59
2010	Troy Tulowitzki	.315	27	95	2012	Michael Cuddyer	.260	16	58
2011	Troy Tulowitzki	.302	30	105		Tyler Colvin	.290	18	72
2012	Troy Tulowitzki	.287	8	27					
	Josh Rutledge	.274	8	37					



Year-By-Year Batting Leaders

BATTING AVERAGE

1993	Galarraga	.370
1994	Galarraga	.319
1995	Bichette	.340
1996	Burks	.344
1997	Walker	.366
1998	Walker	.363
1999	Walker	.379
2000	Helton	.372
2001	Walker	.350
2002	Walker	.338
2003	Helton	.358
2004	Helton	.347
2005	Helton	.320
2006	Atkins	.329
2007	Holliday	.340
2008	Holliday	.321
2009	Helton	.325
2010	Gonzalez	.336
2011	Tulowitzki	.302
2012	Pacheco	.309

RUNS

1993	Bichette	93
1994	Galarraga	77
1995	Bichette	102
1996	Burks	142
1997	Walker	143
1998	Walker	113
1999	Helton	114
2000	Helton	138
2001	Helton	132
2002	Helton	107
2003	Helton	135
2004	Helton	115
2005	Helton	92
2006	Holliday	119
2007	Holliday	120
2008	Holliday	107
2009	Tulowitzki	101
2010	Gonzalez	111
2011	Gonzalez	92
2012	Gonzalez	89

HITS

1993	Hayes	175
1994	Bichette	147
1995	Bichette (tie)	197
1996	Burks	211
1997	Walker	208
1998	Bichette	219
1999	Perez	193
2000	Helton	216
2001	Pierre	202
2002	Helton	182
2003	Helton	209
2004	Helton	190
2005	Helton	163
2006	Atkins	198
2007	Holliday	216
2008	Atkins	175
2009	Helton	177
2010	Gonzalez	197
2011	Tulowitzki	162
2012	Gonzalez	157

DOUBLES

1993	Hayes	45
1994	Bichette	33
1995	Bichette	38
1996	Burks	45
1997	Walker	46
1998	Bichette	48
1999	Helton	39
2000	Helton	59
2001	Helton	54
2002	Walker	40
2003	Helton	49
2004	Helton	49
2005	Helton	45
2006	Atkins	48
2007	Holliday	50
2008	Holliday	38
2009	Hawpe	42
2010	Gonzalez	34
2011	Tulowitzki	36
2012	Pacheco	32

TRIPLES

1993	Young	8
1994	Kingery	8
1995	Young (tie)	9
1996	Burks	8
1997	Perez	10
1998	Perez	9
1999	Perez (tie)	11
2000	Perez	11
2001	Pierre	11
2002	Uribe	11
2003	Walker	7
2004	Burnitz	4
2005	Clayton	4
2006	Holliday	7
2007	Sullivan	10
2008	Matsui	6
2009	Barmes	6
2010	Fowler	10
2011	Fowler	14
2012	Fowler	15

HOME RUNS

1993	Hayes	25
1994	Galarraga	31
1995	Bichette	40
1996	Galarraga	47
1997	Walker	49
1998	Castilla	46
1999	Walker	37
2000	Helton	42
2001	Helton	49
2002	Helton	30
2003	Wilson	36
2004	Burnitz	37
2005	Helton	20
2006	Holliday	34
2007	Holliday	36
2008	Hawpe	25
2009	Holliday	25
2010	Tulowitzki	32
2011	Gonzalez	34
2012	Tulowitzki	30
	Rosario	28

RBI

1993	Galarraga	98
1994	Hayes	98
1995	Bichette	95
1996	Bichette	128
1997	Galarraga	150
1998	Galarraga	140
1999	Castilla	144
2000	Bichette	133
2001	Helton	147
2002	Helton	146
2003	Helton	109
2004	Wilson	141
2005	Castilla	131
2006	Atkins	89
2007	Atkins	120
2008	Holliday	137
2009	Atkins	99
2010	Tulowitzki	92
2011	Gonzalez	117
2012	Tulowitzki	105
	Gonzalez	85

STOLEN BASES

1993	Young	42
1994	Bichette	21
1995	Young	35
1996	Young	53
1997	Walker	33
1998	Bichette	14
1999	Walker	14
2000	Shumpert	14
2001	Goodwin	39
2002	Pierre (tie)	46
2003	Pierre	47
2004	Wilson	14
2005	Miles	12
2006	Holliday	14
	Carroll	10
	Holliday	10

2007	Sullivan	10
2008	Taveras	33
2009	Taveras	68
2010	Fowler	27
2011	Gonzalez	26
2012	Young Jr.	27
	Gonzalez	20

TOTAL BASES

1993	Hayes	299
1994	Bichette	265
1995	Bichette	359
1996	Burks	392
1997	Walker	409
1998	Castilla	380
1999	Helton	339
2000	Helton	405
2001	Helton	402
2002	Helton	319
2003	Helton	367
2004	Helton	339
2005	Helton	272
2006	Holliday	353
2007	Holliday	386
2008	Holliday	290
2009	Tulowitzki	300
2010	Gonzalez	351
2011	Tulowitzki	292
2012	Gonzalez	264

EXTRA-BASE HITS

1993	Hayes	72
1994	Bichette	62
1995	Bichette	80
1996	Burks	93
1997	Walker	99
1998	Castilla	78
1999	Helton	79
2000	Helton	103
2001	Helton	105
2002	Helton	73
2003	Helton	87
2004	Helton	83
2005	Helton	67
2006	Helton	84
2007	Holliday	92
2008	Holliday	65
2009	Hawpe	68
2010	Gonzalez	77
2011	Tulowitzki	68
2012	Gonzalez	58

WALKS

1993	Young	63
1994	Weiss	56
1995	Weiss	98
1996	Weiss	80
1997	Walker	78
1998	Walker	64
1999	Helton	68
2000	Helton	103
2001	Helton	98
2002	Helton	99
2003	Helton	111
2004	Helton	127
2005	Helton	106
2006	Helton	91
2007	Helton	116
2008	Hawpe	76
2009	Helton	89
2010	Helton	67
2011	Iannetta	70
2012	Fowler	68

ON-BASE PERCENTAGE

1993	Galarraga	.403
1994	Castilla	.357
1995	Weiss	.403
1996	Burks	.408
1997	Walker	.452
1998	Walker	.445
1999	Walker	.458
2000	Helton	.463
2001	Walker	.449
2002	Helton	.429
2003	Helton	.458
2004	Helton	.469
2005	Helton	.445

2006	Atkins	.409
2007	Helton	.434
2008	Holliday	.409
2009	Helton	.416
2010	Tulowitzki	.381
2011	Helton	.385
2012	Fowler	.389

SLUGGING PERCENTAGE

1993	Galarraga	.602
1994	Galarraga	.592
1995	Bichette	.620
1996	Burks	.639
1997	Walker	.720
1998	Walker	.630
1999	Walker	.710
2000	Helton	.698
2001	Helton	.685
2002	Walker	.602
2003	Helton	.630
2004	Helton	.620
2005	Helton	.534
2006	Holliday	.586
2007	Holliday	.607
2008	Holliday	.538
2009	Tulowitzki	.552
2010	Gonzalez	.598
2011	Tulowitzki	.544
2012	Gonzalez	.510

MULTI-HIT GAMES

1993	Galarraga	56
1994	Bichette	44
1995	Bichette	58
1996	Burks	65
1997	Walker	65
1998	Bichette (tie)	66
1999	Perez	60
2000	Helton	63
2001	Helton	59
2002	Helton	57
2003	Helton	61
2004	Helton	53
2005	Helton	46
2006	Holliday	58
2007	Holliday	59
2008	Atkins	52
2009	Helton	51
2010	Gonzalez	57
2011	Tulowitzki	53
2012	Gonzalez	48

PINCH HITS

1993	Tatum	17
1994	Vander Wal	14
1995	Vander Wal	28
1996	Vander Wal	16
1997	Vander Wal	10
1998	Vander Wal	11
1999	Harris	20
2000	Shumpert (tie)	15
2001	Norton	17
2002	Norton	15
2003	Norton	23
2004	Sweeney	16
2005	Piedra	15
2006	Carroll	6
	Freeman	6
	Spilborghs	6
2007	Baker	9
	Spilborghs	9
2008	Spilborghs	10
2009	Smith	17
2010	Spilborghs	13
2011	Smith	8
2012	Young	13

BOLD = league leader
(tie) = tie for league lead



Year-By-Year Pitching Leaders



WINS			ERA (Min. 20 Starts)			COMPLETE GAMES			STARTS		
1993	Reynoso	12	1993	Reynoso	4.00	1993	Reynoso	4	1993	Reynoso	30
1994	Freeman	10	1994	Neid	4.80	1994	Nied	2	1994	Nied	22
1995	Ritz	11	1995	Ritz	4.21	1995	Rekar	1	1995	Ritz	28
1996	Ritz	17	1996	Reynoso	4.96	1996	M. Thompson	3	1996	Rtiz	35
1997	Bailey/Holmes	9	1997	Bailey	4.29	1997	Bailey	5	1997	Bailey	29
1998	Astacio/Kile	13	1998	Kile	5.20	1998	Kile	4	1998	Kile (tie)	35
1999	Astacio	17	1999	Astacio	5.04	1999	Astacio	7	1999	Astacio	34
2000	Astacio	12	2000	Bohanon	4.68	2000	Astacio	3	2000	Astacio	32
	Bohanon	12	2001	Neagle	5.38	2001	Astacio	4	2001	Hampton	32
2001	Hampton	14	2002	Jennings	4.52	2002	Neagle	1	2002	Jennings	32
2002	Jennings	16	2003	Oliver	5.04	2003	Cook/Oliver	1	2003	Jennings/Oliver	32
2003	Oliver	13	2004	Kennedy	3.66		Jennings	1	2004	Estes	34
2004	Estes	15	2005	Wright	5.46	2004	Cook/Estes	1	2004	Francis	33
2005	Francis	14	2006	Jennings	3.78		Kennedy	1	2005	Jennings/Cook/	32
2006	Francis	13	2007	Cook	4.12	2005	Cook	2	2006	Francis	32
2007	Francis	17	2008	Cook	3.96	2006	Jennings	3		Francis	34
2008	Cook	16	2009	Jimenez	3.47	2007	Cook	2	2007	Jimenez	33
2009	De La Rosa	16	2010	Jimenez	2.88	2008	Cook	2	2008	Jimenez/Marquis	34
2010	Jimenez	19	2011	Chacin	3.62	2009	Marquis	2	2010	Jimenez	33
2011	Chacin	11	2012	Pomeranz	4.93	2010	Jimenez	4	2011	Chacin	31
2012	Brothers	8				2011	Chacin/Jimenez	2	2012	Francis	24
						2012	None				
STRIKEOUTS			SAVES			APPEARANCES			RELIEF HOLDS		
1993	Ruffin	126	1993	Holmes	25	1993	Wayne	65	1993	Reed	9
1994	G.W. Harris	82	1994	Ruffin	16	1994	Reed	61	1994	Reed	14
1995	Ritz	120	1995	Holmes	14	1995	Leskanic	76	1995	Leskanic	19
1996	Ritz	105	1996	Ruffin	24	1996	Ruffin	71	1996	Reed (tie)	22
1997	J. Thomson	106	1997	Dipoto	16	1997	Dipoto	74	1997	Muñoz	19
1998	Astacio	170	1998	Dipoto	19	1998	McElroy	78	1998	McElroy	19
1999	Astacio	210	1999	Veres	31	1999	Veres	73	1999	Dipoto	15
2000	Astacio	193	2000	Jimenez	24	2000	M. Myers	78	2000	White	19
2001	Neagle	139	2001	Jimenez	17	2001	M. Myers	73	2001	Myers	10
2002	Jennings	127	2002	Jimenez	41	2002	T. Jones	79	2002	Jones	30
2003	Jennings	119	2003	Jimenez	20	2003	Fuentes	75	2003	Fuentes	19
2004	Jennings	133	2004	Chacon	35		Fuentes	75	2004	Harikkala	15
2005	Francis	128	2005	Fuentes	31	2004	J. Lopez	66		Reed	15
2006	Jennings	142	2006	Fuentes	30	2005	Chacon	66	2005	DeJean	18
2007	Francis	165	2007	Fuentes	20	2006	Fuentes	78	2006	Mesa	19
2008	Jimenez	172	2008	Fuentes	30	2007	Mesa	79	2007	Hawkins	18
2009	Jimenez	198	2009	Street	35	2008	Corpas	76	2008	Buchholz	21
2010	Jimenez	214	2010	Street	20	2009	Corpas	64	2009	Betancourt/Daley	12
2011	Chacin	150	2011	Street	29	2010	Street	64	2010	Betancourt	23
2012	Brothers	83	2012	Betnacourt	31	2011	Belisle	74	2011	Betancourt	22
	Pomeranz	83				2012	Belisle	80	2012	Belisle	28

Record Book


THE ROCKIES AND THE WEATHER

HOTTEST HOME GAMES

Game	Denver				
Temp	High	D/N	Date	Opponent	
100	105	N	June 25, 2012	Washington	
97	104	D	June 26, 1994	San Francisco	
97	99	N	July 1, 2002	San Francisco	
97	100	D	July 13, 2003	Los Angeles	
97	99	D	July 29, 2005	Philadelphia	
97	98	D	June 7, 2006	Pittsburgh	
95	95	D	August 7, 1994	Los Angeles	
95	100	N	July 2, 2007	New York-NL	
94	95	N	June 27, 1994	San Diego	
94	96	N	June 30, 1997	Anaheim	
94	95	D	July 21, 2001	Los Angeles	
94	95	N	July 19, 2002	Milwaukee	

COLDEST HOME GAMES

Game	Denver				
Temp	Low	D/N	Date	Opponent	
28	7	D	April 12, 1997	Montreal	
35	21	D	April 15, 1999	San Diego	
35	-	N	Oct. 11, 2009 (GM 3)	Philadelphia	
37	32	N	April 21, 2004	Los Angeles	
37	23	D	April 12, 2004	Arizona	
37	28	D	Sept. 24, 2000	Florida	
38	31	N	Sept. 22, 2000	Florida	
38	27	D	April 16, 1998	Los Angeles	
38	37	N	May 23, 1995	Chicago	
39	18	D	April 13, 1997	Montreal	
39	30	N	April 26, 1995	New York-NL	
39	32	D	April 24, 1993	Florida	



CLUB GENERAL

WINS & LOSSES

Most Wins, Season	92	2009
Most Wins, Season, Home	55	1996
Most Wins, Season, Road	41	2009
Most Losses, Season	98	2012
Most Losses, Season, Home	46	2012
Most Losses, Season, Road	56	2003
Most Wins, Consecutive	11	June 4-11, 2009
	11	Sept. 16-27, 2007
Most Wins, Consecutive, Home	11	June 30-July 24, 1996
Most Wins, Consecutive, Road	9	June 4-22, 2009
	8	April 3-26, 1997
Most Losses, Consecutive	13	July 25-Aug. 6, 1993 (2)
Most Losses, Consecutive, Home	9	July 25-Aug. 18, 1993
Most Losses, Consecutive, Road	13	May 10-June 2, 2008
Most Wins Over One Club, Season	13	Arizona, 2004 (13-6)
Most Wins Over One Club, Season, Home	8	Arizona, 2004 (8-1)
Most Wins Over One Club, Season, Road	7	San Diego, 2004 (7-3)
Most Wins Over One Club, Consecutive	11	Washington, Aug. 15, 2008-July 9, 2011
Most Wins Over One Club, Consecutive, Season	8	Washington, June 12-Sept. 10, 2006
Most Wins Over One Club, Consecutive, Home	9	Milwaukee, Sept. 28, 2001-July 27, 2003
Most Wins Over One Club, Consecutive, Road	6	Cincinnati, July 25, 2008-present
	6	Washington, Aug. 15, 2008-present
		Los Angeles, Aug. 9, 1993-June 18, 1994
Most Losses to One Club, Season	15	Arizona, 2008 (3-15)
		Los Angeles, 2006 (4-15)
Most Losses to One Club, Season, Home	7	San Francisco, 2012 (2-7)
		Los Angeles, 2009 (2-7)
		Arizona, 2008 (2-7)
		Arizona, 2006 (3-7)
		Los Angeles, 2006 (2-7)
		San Diego, 2001 (3-7)
		Atlanta, 1993 (0-7)
Most Losses to One Club, Season, Road	9	Arizona, 2002 (1-9)
		San Francisco, 2003 (1-9)
Most Losses to One Club, Consecutive	16	Atlanta, May 6, 1993 - May 22, 1994

WINNING PERCENTAGE

Highest Winning Percentage, Season	.552	2007 (90-73)
Highest Winning Percentage, Season, Home	.679	1996 (55-26)
Highest Winning Percentage, Season, Road	.481	2007 (39-42)

MARGIN OF VICTORY & DEFEAT

Largest Margin of Victory	19	Sept. 20, 2005 vs. San Diego (20-1)
Largest Margin of Defeat	19	Aug. 18, 1995 vs. Chicago (7-26)
Largest Margin of Victory, Shutout	13	Sept. 16, 2007 vs. Florida

Largest Margin of Defeat, Shutout

17 Sept. 17, 1995 vs. Florida

ONE-RUN GAMES

Most One Run Games, Consecutive	5	April 25-29, 1994
Most One Run Games, Consecutive, All Wins	4	April 10-14, 2011
Most One Run Games, Consecutive, All Losses	4	July 30-Aug. 2, 2003
		May 1-4, 2005

LENGTH OF GAME

Longest Game, Nine Innings		
Home:	4:20	June 30, 1996 vs. Los Angeles
Road:	3:53	Sept. 11, 1998 at San Francisco
Longest Game, Extra Innings		
Home:	5:24	July 4, 2010 vs. SF (15 innings)
Road:	6:16	April 17, 2008 at San Diego (22 innings)

Shortest Game, Nine Innings

Mile High Stadium:	1:59	Sept. 25, 1993 vs. Cincinnati
Coors Field:	1:58	July 1, 2008 vs. San Diego
Road:	1:52	June 30, 2006 at Seattle

Shortest Game, Extra Innings

Home:	2:28	Sept. 14, 2008 vs. LAD (10 innings)
Road:	2:34	Sept. 20, 1998 at San Diego (11 innings)

Most Innings, Game

Home:	18	Aug. 15, 2006 vs. Arizona
Road:	22	April 17, 2008 at San Diego

DEFICITS OVERCOME

Largest Deficit Overcome, Victory, Home	9	July 4, 2008 vs. Florida
		Aug. 25, 2010 vs. Atlanta
	8	June 28, 1994 (1) vs. San Diego
		Sept. 27, 2001 vs. San Diego
		July 4, 2004 vs. Detroit
Largest Deficit Overcome, Defeat, Home	6	5x (last: Aug. 30, 1999 vs. Pittsburgh)
Largest Deficit Overcome, Victory, Road	5	July 2, 1994 at St. Louis
		July 6, 2004 at San Francisco
		Sept. 14, 2005 at Los Angeles
Largest Deficit Overcome, Defeat, Road	7	July 20, 1998 at Houston
Largest Deficit Overcome, Victory, 9th Inning or Later	4	May 18, 1996 vs. St. Louis
		June 21, 2002 vs. Tampa Bay
		Aug. 24, 2007 vs. Washington

LEADS RELINQUISHED

Largest Lead Relinquished, Victory	8	Sept. 30, 2006 at Chicago-NL
Largest Lead Relinquished, Defeat, Home	8	June 22, 1999 vs. Chicago-NL
Largest Lead Relinquished, Defeat, Road	6	June 12, 1997 at Seattle
		June 30, 1994 at St. Louis
Largest Lead Relinquished, Defeat, 9th Inning or Later	5	Aug. 1, 2003 at Pittsburgh

PERSONNEL

Most Players, Season	55	2011
-----------------------------	----	------

Fewest Players, Season

36 1994

Most Rookies, Season

19 2005

Most Players, Game

24 Sept. 30, 2006 at Chicago-NL

Most Players, Game, Both Clubs

50 Sept. 30, 2006 at Chicago-NL

Most Rookies in Starting Lineup

7 4x (last: Sept. 30, 2012 at LAD)

TEAM BATTING**BATTING, SLUGGING, ON-BASE PCT.****Highest Batting Average, Season**

.294 2000

Highest Slugging Percentage, Season

.483 2001

Highest On-Base Percentage, Season

.362 2000

AT-BATS & PLATE APPEARANCES**Most At-Bats, Season**

5,717 1999

Most At-Bats, Game

73 April 17, 2008 at SD (22 innings)

Most At-Bats, Nine Inning Game

51 Aug. 3, 2003 at Pittsburgh

Most Plate Appearances, Inning

18 July 30, 2010 vs. Chicago-NL (8th)

RUNS**Most Runs Scored, Season**

968 2000

Most Runs Scored, Game20 Sept. 23, 2003 vs. Arizona (20-9)
Sept. 20, 2005 vs. San Diego (20-1)
Sept. 18, 2006 vs. San Francisco (20-8)**Most Runs, Victory, Home**20 Sept. 23, 2003 vs. Arizona (20-9)
Sept. 20, 2005 vs. San Diego (20-1)
Sept. 18, 2006 vs. San Francisco (20-8)**Most Runs, Victory, Road**

19 Sept. 25, 2011 at Houston (19-3)

Most Runs, Defeat, Home

13 June 22, 1993 vs. Cincinnati (13-16)

Most Runs, Defeat, Road11 June 12, 1997 at Seattle (11-12)
Aug. 1, 2003 at Pittsburgh (11-12)
Sept. 16, 2012 at San Diego (11-12)**Most Games, Consecutive, Scoring Runs**

83 July 5–Sept. 27, 1999 (ended O.D. 2000)

Most Games, Consecutive, Scoring Runs, Home

361 July 5, 1999–Sept. 17, 2003 (ML record)

Most Games, Consecutive, Scoring Runs, Road

64 Aug. 14, 1996–June 24, 1997

Most Runs Scored, Inning

12 July 30, 2010 vs. Chicago-NL (8th)

Most Innings, Consecutive, Scoring Runs

14 May 4-7, 1999 (tied NL record)

Most Runs Combined

36 May 19, 1999 vs. Cincinnati (L, 12-24)

Most Runs Combined, Three-Game Series

70 June 18-20, 2002 vs. New York-AL

Fewest Runs Combined, Coors Field

1 (9x), last, June 12, 2010 vs. Toronto

Consecutive Games Without Scoring a Run2 May 5-6, 2000 (both at San Francisco)
Aug. 30-31, 2002 (both at San Diego)
Aug. 30-31, 2003 (both at Los Angeles)
July 21-22, 2007 (both at Washington)
July 28-30 (G1) (both at New York-NL)
Oct. 1-2, 2010 (both at St. Louis)
Sept. 5-6, 2012 (both at Atlanta)**GROUNDING INTO DOUBLE PLAYS****Most Grounded Into Double Plays, Season**

148 1998

Most Grounded Into Double Plays, Game5 April 18, 1997 vs. Atlanta
Sept. 4, 2002 at San Francisco**LEFT ON BASE****Most Left on Base, Season**

1,207 2008

Most Left on Base, 9-inning Game

17 May 14, 1998 vs. Chicago

Most Left on Base, Extra-inning Game

20 July 4, 2010 vs. San Francisco (15 inn.)

Fewest Left on Base, Game

1 Several (last: Sept. 24, 2010 vs. SF)

PINCH HITTING**Most Pinch Hitters Announced, Season**

319 1998

Most Pinch Hitters Announced, Game6 May 6, 1995 vs. Los Angeles
Aug. 16, 1998 vs. Philadelphia
Sept. 1, 1998 at Milwaukee**Highest Pinch-Hit Average, Season**

.299 1995

Most Pinch-Hit Base Hits, Season

72 1999

Most Pinch-Hit Base Hits, Game

3 12x (last: May 15, 2009 at Pittsburgh)

Most Pinch-Hit Base Hits, Consecutive At-Bats5 Aug. 5-8, 2004
Sept. 9-14, 1998**Most Pinch-Hit Home Runs, Season**

11 2x (1995, 2004)

Most Pinch-Hit Home Runs, Game

2 May 6, 1995 vs. Los Angeles

HITS**Most Hits, Season**

1,664 2000

Most Hits, Game

25 Sept. 25, 2011 at Houston

Most Hits, Victory, Home

24 May 3, 2000 vs. Montreal

Most Hits, Victory, Road

25 Sept. 25, 2011 at Houston

Most Hits, Defeat, Home

21 May 14, 1998 vs. Chicago

Most Hits, Defeat, Road

18 June 12, 1997 at Seattle

Most Hits, Two Consecutive Games

40 June 17-18, 2000

Fewest Hits, Home

0 Sept. 17, 1996 vs. Los Angeles

Fewest Hits, Road

0 May 11, 1996 at Florida

Fewest Hits, Victory, Home

3 3x (last: Aug. 21, 2011 vs. Los Angeles-NL)

Fewest Hits, Victory, Road

3 4x (last: April 25, 2012 at Pittsburgh G2)

Most Hits, Inning

12 July 30, 2010 vs. Chicago-NL (8th)

Most Hits, Consecutive, Inning

12 July 30, 2010 vs. Chicago (8th, ML Record)

EXTRA-BASE HITS**Most Extra-Base Hits, Season**

598 2001 (National League record)

Most Extra-Base Hits, Game

12 July 30, 2010 vs. Chicago-NL (8 2B, 1 3B, 3 HR)

TOTAL BASES**Most Total Bases, Season**

2,748 2001 (National League record)

Most Total Bases, Game

43 Aug. 3, 2003 at Pittsburgh

Most Total Bases, Game, Both Clubs

81 May 19, 1999 vs. Cincinnati (ML record)

SINGLES**Most Singles, Season**

1,130 2000

Most Singles, Game

20 May 3, 2000 vs. Montreal

DOUBLES

Most Doubles, Season

333 1998

Most Doubles, Game

9 July 2, 1993 vs. Chicago

TRIPLES

Most Triples, Season

61 2001

Most Triples, Game

3 15x (last: April 11, 2012 vs. San Fran.)

HOME RUNS

Most Home Runs, Season

239 1997

Most Home Runs, Season, Home

149 1996 (National League record)

Most Home Runs, Season, Road

115 1997

Most Home Runs, vs. One Opponent, Season

36 San Diego, 2001

Fewest Home Runs, vs. One Opponent, Season

0 Toronto, 2002

Most Home Runs, Game

7 April 5, 1997 at Montreal

Most Games, Consecutive, Hitting a Home Run

17 July 20–Aug. 6, 1993 (25 home runs)
June 6–23, 1996 (36 home runs)

Most Games, Consecutive, Without Hitting a HR

7 April 18–27, 2007

Most Games, Consecutive, Without HR at Home

6 June 16–29, 2004

Most Home Runs, Inning

4 June 6, 1999 vs. Milwaukee (7th)

Most Grand Slams, Season

8 twice (2007, 2012)

Most Pinch-Hit Grand Slams, Season

2 Twice (1993, 1998)

RUNS BATTED IN

Most RBI, Season

909 1996

Most RBI, Game

20 Sept. 20, 2005 vs. San Diego
Sept. 18, 2006 vs. San Francisco

Players with 4 or More RBI, Game

3 Aug. 11, 1998 vs. Montreal

SACRIFICE HITS & FLIES

Most Sacrifice Hits, Season

119 2006

Most Sacrifice Flies, Season

75 2000 (National League record)

Most Sacrifice Flies, Game

5 June 7, 2006 vs. Pittsburgh (NL Record)

HIT BY PITCH

Most Hit by Pitch, Season

82 1996

Most Hit by Pitch, Game

4 July 23, 2003 at Los Angeles
4 July 20, 2005 at Washington
4 April 13, 2008 at Arizona

WALKS

Most Walks Drawn, Season

660 2009

Most Walks Drawn, Game

16 July 16, 1994 vs. St. Louis

Most Intentional Walks Drawn, Season

64 Twice (2000, 2006)

STRIKEOUTS

Most Strikeouts, Season

1,277 2009

Most Strikeouts, Three-Game Series

42 May 20–22, 2003 at Los Angeles

Most Strikeouts, 9-inning Game

17 April 13, 2001 vs. Arizona
April 21, 2002 at Arizona
October 4, 2009 at LAD

Most Strikeouts, Extra-inning Game

20 April 17, 2008 at San Diego (22 innings)

STOLEN BASES

Most Stolen Bases, Season

201 1996

Most Stolen Bases, Game

10 June 30, 1996 vs. Los Angeles

Most Stolen Bases, Inning

4 April 27, 2009 vs. San Diego (3rd)
May 30, 1998 vs. Houston (2nd)
June 30, 1996 vs. Los Angeles (4th)

CAUGHT STEALING

Most Caught Stealing, Season

90 1993

Most Caught Stealing, Game

4 May 20, 1993 at San Diego

TEAM PITCHING

PITCHERS USED

Most Pitchers, Season

29 2011

Fewest Pitchers, Season

18 1994

Most Pitchers, Game

10 Aug. 22, 2000 vs. Atlanta (12 innings)
Sept. 30, 2006 at Chicago-NL (14 innings)
*Sept. 7, 2007 vs. San Diego (9 innings)
*matched ML record for 9-inning game

EARNED RUN AVERAGE

Lowest Earned Run Average, Season

4.14 2010

Highest Earned Run Average, Season

6.01 1999

COMPLETE GAMES

Most Complete Games, Season

12 1999

Most Complete Games, Consecutive

2 August 5–6, 1998 (Wright-Thomson)
July 24–25, 2006 (Francis-Jennings)
June 30–July 1, 2009 (Marquis-Hammel)

Fewest Complete Games, Season

0 2012

Most Incomplete Games, Consecutive, Season

162 April 6–October 3, 2012 (NL record)

Most Incomplete Games, Consecutive, Overall

205 August 12, 2011–October 3, 2012 (NL record)

SHUTOUTS

Most Shutouts, Season

12 2010

Most Complete-Game Shutouts, Season

4 Twice (2001, 2006)

Most Shutouts, Consecutive

2 April 30–May 1, 2002
April 18–19, 2001
June 19–20, 2006

HITS

Most Hits Allowed, Season

1,700 1999

Most Hits Allowed, Game

28 May 19, 1999 vs. Cincinnati

Fewest Hits Allowed, Game

0 April 17, 2010 at Atlanta (Jimenez No-Hitter)

Most Hits Allowed, Inning

10 Sept. 12, 2004 vs. San Diego (9th)

RUNS

Most Runs Allowed, Season

1,028 1999

Fewest Runs Allowed, Season

715 2009
638 1994 (117-game season)

Most Runs Allowed, Game

26 Aug. 18, 1995 vs. Chicago

Most Runs Allowed, Inning
12 Sept. 12, 2004 vs. San Diego (9th)

EARNED RUNS

Most Earned Runs Allowed, Season
955 1999
Fewest Earned Runs Allowed, Season
590 1994 (117-game season)
663 2010 (full season)
Most Earned Runs Allowed, Game
26 Aug. 18, 1995 vs. Chicago
Most Earned Runs Allowed, Inning
12 Sept. 12, 2004 vs. San Diego (9th)

SCORELESS INNINGS

Most Scoreless Innings, Consecutive
25.0 June 18-21, 2006
Most Scoreless Innings, Consecutive, vs. One Club
27.0 vs. Pittsburgh, Aug. 5, 2001 – May 2, 2002
Most Scoreless Innings, Consecutive, by Bullpen
20.0 May 27-June 2, 2010

HOME RUNS

Most Home Runs Allowed, Season
239 2001 (National League record)
Fewest Home Runs Allowed, Season
120 1994 (117-game season)
139 2010 (full season)
Most Home Runs Allowed, Game
7 July 2, 2002 vs. San Francisco
Most Home Runs Allowed, Consecutive Batters
3 June 30, 1996 vs. Los Angeles (3rd)
April 9, 1997 vs. Cincinnati (6th)
Sept. 19, 2002 vs. St. Louis (8th)
Sept. 10, 2011 vs. Cincinnati (5th)
Most Home Runs Allowed, Inning
4 Aug. 17, 1996 (2) at Cincinnati (8th)
Most Home Runs Allowed, Calendar Month
56 Aug., 2002
Consecutive Games, Not Allowing a Home Run
6 April 26–May 2, 2002
July 29–Aug. 4, 2005
Aug. 12-18, 2010
Consecutive Games, Not Allowing HR at Home
7 April 17-May 2, 2002
Most Grand Slams Allowed, Season
9 2003

HIT BATSMEN

Most Hit Batsmen, Season
84 Twice (2003, 2005)
Fewest Hit Batsmen, Season
41 Twice (1993, 1995)
Most Hit Batsmen, Game
4 June 3, 2000 at Milwaukee
April 22, 2001 at Arizona
April 24, 2005 vs. Los Angeles
Most Hit Batsmen, Inning
3 June 22, 2004 at Milwaukee
June 28, 1994 vs. San Diego

WALKS

Most Walks Issued, Season
737 1999 (National League record)
Most Walks Issued, Game
12 8x (last: Sept. 22, 1999 vs. Arizona)
Most Intentional Walks Issued, Season
84 2004
Most Intentional Walks Issued, Game
4 Aug. 19, 1999 vs. Atlanta

STRIKEOUTS

Most Strikeouts, Season
1,234 2010
Most Strikeouts, Game
16 Aug. 20, 1998 at Montreal
May 1, 2003 vs. Cincinnati
Most Strikeouts, Consecutive
5 17x (last: Sept. 18, 2009 at Arizona)

Most Strikeouts, Inning
4 Sept. 19, 1995 at San Diego (6th)
July 25, 1996 vs. Chicago (9th)

WILD PITCHES

Most Wild Pitches, Season
94 2012
Most Wild Pitches, Game
5 August 3, 2012 vs. SF
Most Wild Pitches, Inning
3 April 15, 1996 vs. San Diego (1st)

BALKS

Most Balks, Season
22 1993
Most Balks, Game
2 April 13, 1993 vs. New York

PICKOFFS

Most Pickoffs, Season
28 1993

RELIEF PITCHING

Most Relief Appearances, Season
575 2012
Most Relief Appearances, Game
9 Aug. 22, 2000 vs. Atlanta (12 innings)
Sept. 30, 2006 at Chicago-NL (14 innings)
Sept. 7, 2007 vs. San Diego (9 innings)
Most Relief Wins, Season
36 2000 (led league)
Most Relief Losses, Season
39 2004 (Major League record)
Lowest Relief ERA, Season
3.65 1998
Most Relief Innings Pitched, Season
657.0 2012
Most Relief Innings Pitched, Game
15.0 April 17, 2008 (22 innings)
Most Relief Scoreless Innings, Consecutive, Game
11.1 Sept. 16, 2006 at Arizona (16 innings)
Most Relief Strikeouts, Season
589 2012
Most Relief Strikeouts, Game
12 Aug. 15, 2006 vs. Arizona (18 innings)

SAVES

Most Saves, Season
43 Twice (1995, 2002)
Fewest Saves, Season
26 2001
Most Blown Saves, Season
34 2004 (Major League record)
Best Save Percentage, Season
73.8 2009 (45 / 61)

TEAM FIELDING

FIELDING PERCENTAGE

Highest Fielding Percentage, Season
.989 2007 (Major League Record)

ERRORS

Most Errors, Season
167 1993
Fewest Errors, Season
68 2007
Most Errors, Game
6 June 4, 1996 at Houston
Most Errors, Game, Both Clubs
8 3x (last: Sept. 8, 2006 vs. Washington)
Most Games, Consecutive, One or More Errors
9 June 18-27, 1996
Most Games, Consecutive, No Errors
13 June 12-24, 1998
Most Errors, Inning
3 8x (last: May 14, 2005 vs. Arizona–3rd)
Most Innings, Consecutive, No Errors
128 June 12-25, 1998

OUTFIELD ASSISTS

Most Outfield Assists, Season

48 1999

Most Outfield Assists, Game

3 July 22, 1997 at Montreal (12 innings)
April 6, 2003 vs. Arizona
June 23, 2007 at Toronto

DOUBLE PLAYS

Most Double Plays, Season

202 1997

Most Double Plays, Game

6 June 5, 1997 vs. San Diego (11 innings)

Most Double Plays, 9-Inning Game

5 5x (last: May 23, 2010 at Kansas City)

Most Games, Consecutive, One or More Double Plays

14 April 23-May 7, 2008

Most Double Plays, Game, Both Clubs

8 June 5, 1997 vs. San Diego (11 innings)

PASSED BALLS

Most Passed Balls, Season

22 twice (1996, 2012)

Most Passed Balls, Game

4 Sept. 9, 2012 at PHI

INDIVIDUAL BATTING

MAJOR-LEAGUE SERVICE

Most Major League Service, Position Player

15.059 Todd Helton, 1997-2012
9.126 Larry Walker, 1995-2004

GAMES PLAYED

Most Games Played, Career

2,123 Todd Helton, 1997-2012

Most Games Played, Consecutive

307 Vinny Castilla, June 26, 1997-June 14, 1999

Most Games Played, Season

162 Vinny Castilla, 1998
Neifi Perez, 1998
Neifi Perez, 2000

Most Games Started, Career (including DH)

2,031 Todd Helton, 1997-2012

Most Games Started, Consecutive

282 Vinny Castilla, Mar. 31, 1998-June 14, 1999

Most Games Started, Season

162 Vinny Castilla, 1998

BATTING AVERAGE

Highest Batting Average, Career (min 1,000 PA)

.334 Larry Walker, 1995-2004

Highest Batting Average, Season

.379 Larry Walker, 1999 (led league)

Highest Batting Average, Month (min 50 PA)

.528 Larry Walker, September, 1998

SLUGGING PERCENTAGE

Highest Slugging Pct., Career (min 1,000 PA)

.618 Larry Walker, 1995-2004

Highest Slugging Percentage, Season

.720 Larry Walker, 1997 (led league)

ON-BASE PERCENTAGE

Highest On-Base Pct, Career (min 1,000 PA)

.419 Todd Helton, 1997-2012

Highest On-Base Percentage, Season

.469 Todd Helton, 2004

PLATE APPEARANCES

Most Plate Appearances, Career

9,011 Todd Helton, 1997-2012

Most Plate Appearances, Season

732 Neifi Perez, 1999

Most Plate Appearances, Game

10 Helton, Taveras, Tulowitzki
April 17, 2008 at San Diego (22 inn.)

Most Plate Appearances, Inning

2 Numerous times

REACHING BASE SAFELY

Most Times Reaching Base, Career (H+BB+HP)

3,772 Todd Helton, 1997-2012

Most Times Reaching Base, Season

323 Todd Helton, 2000

Consecutive Game On-Base Streak, Season

38 Matt Holliday, July 22-Sept. 2, 2007

35 Larry Walker, April 27-June 8, 2002

Todd Helton, May 28-July 5, 2006

Consecutive Game On-Base Streak, Home, Season

45 Andres Galarraga, June 7-Sept. 12, 1996

Consecutive Game On-Base Streak, Road, Season

37 Larry Walker, April 2-June 25, 1997

Reaching Base Safely in Every PA, Game

7 Todd Helton, April 8, 2003 vs. STL (13 inn.)

Most PA, Consecutive, Reaching Base Safely

12 Eric Young, Sept. 19-24, 1993

AT-BATS

Most At-Bats, Career

7,565 Todd Helton, 1997-2012

Most At-Bats, Season

690 Neifi Perez, 1999

Most At-Bats, Game

10 Willy Taveras, April 17, 2008 at San Diego

RUNS SCORED

Most Runs Scored, Career

1,360 Todd Helton, 1997-2012

Most Runs Scored, Season

143 Larry Walker, 1997

Most Runs Scored, Game

5 Walt Weiss, Sept. 20, 1995 at San Diego
Jeff Cirillo, June 28, 2000 vs. San Francisco
Larry Walker, July 27, 2000 at LA
Larry Walker, Sept. 24, 2001 vs. San Diego

Most Runs Scored, Inning

2 20x (last: Young, April 27th vs. NYM, 5th)

BASE HITS

Most Hits, Rockies Uniform

2,420 Todd Helton, 1997-2012

Most Hits, Season

219 Dante Bichette, 1998

Most Hits, Game

6 Andres Galarraga, July 3, 1995 vs. Houston

Most Hits, Two Consecutive Games

9 Juan Pierre, Sept. 20-21, 2002

Most Hits, Not Making an Out / Consecutive PA

9 Andres Galarraga, June 13-15, 1993

Most Games, Five or More Hits, Career

2 Dante Bichette, 1993-99
Vinny Castilla, 1993-99
Juan Pierre, 2000-02
Troy Tulowitzki, 2006-09

Most Games, Four or More Hits, Career

38 Todd Helton, 1997-2012

Most Hits, Inning

2 Several

Most Hits, Calendar Month

50 Todd Helton, August, 2000

Most Hits Before All-Star Break

125 Todd Helton, 2003

Most Hits After All-Star Break

105 Dante Bichette, 1995

HITTING STREAKS

Longest Consecutive Game Hitting Streak

23 Dante Bichette, May 22-June 18, 1995

Longest Home Hitting Streak

30 Larry Walker, May 18-July 21, 2002

Longest Road Hitting Streak

21 Vinny Castilla, July 21-Sept. 1, 1997

Most Games, Consec., One or More Hits vs. Opponent

26 Todd Helton vs. San Diego
June 2, 2004-Sept. 6, 2005

EXTRA-BASE HITS

Most Extra-Base Hits, Career

960 Todd Helton, 1997-2012

Most Extra-Base Hits, Season

105 Todd Helton, 2001

Most Extra-Base Hits, Game

- 4 Larry Walker, May 21, 1996 vs. Pittsburgh
 Jeff Cirillo, June 28, 2000 vs. San Fran.
 Todd Walker, June 25, 2001 vs. San Diego
 Larry Walker, June 25, 2004 at CLE (10 inn.)
 Jeff Baker, May 30, 2008 at Chicago-NL

Most Extra-Base Hits, Consecutive PA

6 Larry Walker, May 21-22, 1996 (NL record)

Most Extra-Base Hits, Inning

2 5x (last: Tulowitzki, July 30, 2010 vs. CHC, 8th)

MULTI-HIT GAMES**Most Multi-Hit Games, Career**

688 Todd Helton, 1997-2012

Most Multi-Hit Games, Season

66 Dante Bichette, 1998

Most Multi-Hit Games, Consecutive

8 Andres Galarraga, July 23-29, 1996

TOTAL BASES**Most Total Bases, Career**

4,124 Todd Helton, 1997-2012

Most Total Bases, Season

409 Larry Walker, 1997

Most Total Bases, Game

- 14 Jeff Cirillo, June 28, 2000 vs. San Fran.
 Larry Walker, June 25, 2004 at CLE (10 inn.)

Most Total Bases, Inning

- 6 Eric Young, May 4, 1996 vs. Florida (1st)
 Juan Uribe, Oct. 7, 2001 at SD (4th)
 Cory Sullivan, April 9, 2006 at SD (5th)

SINGLES**Most Singles, Career**

1,460 Todd Helton, 1997-2012

Most Singles, Season

163 Juan Pierre, 2001

Most Singles, Game

- 5 Juan Pierre, Sept. 21, 2002 vs. Arizona
 Juan Pierre, Sept. 4, 2000 vs. Chicago
 Todd Helton, May 3, 2000 vs. Montreal
 Willy Taveras, April 25, 2007 at New York-NL
 Kazuo Matsui, July 3, 2007 vs. New York-NL

DOUBLES**Most Doubles, Career**

554 Todd Helton, 1997-2010

Most Doubles, Season

59 Todd Helton, 2000 (led league)

Most Doubles, Game

4 Jeff Baker, May 30, 2008 at Chicago-NL

TRIPLES**Most Triples, Career**

50 Dexter Fowler 2008-2012

Most Triples, Season

15 Dexter Fowler, 2011

Most Triples, Game

2 17x (last: Tyler Colvin, August 1, 2012 vs. STL)

HOME RUNS**Most Home Runs, Career**

354 Todd Helton, 1997-2012

Most Home Runs, Season

- 49 Larry Walker, 1997 (led league)
 Todd Helton, 2001

Most Home Runs, Two Consecutive Seasons

91 Todd Helton, 2000-01

Most Home Runs, Season, Home

32 Andres Galarraga, 1996

Most Home Runs, Season, Road

29 Larry Walker, 1997

Most Home Runs, Season, vs. One Opponent

9 Larry Walker vs. San Diego, 2001

Most Home Runs, Season, Switch-Hitter

13 twice (last: Dexter Fowler, 2012)

Most Seasons, 30 Or More Home Runs

- 6 Todd Helton, 1999-2004
 Vinny Castilla, 1995-99, 2004

Most Home Runs, Calendar Month

15 Troy Tulowitzki, September 2010

Most Home Runs, April

- 11 Larry Walker, 1997
 Larry Walker, 2001

Most Home Runs, May

11 Todd Helton, 2002

Most Home Runs, June

12 Vinny Castilla, 1996

Most Home Runs, July

12 Vinny Castilla, 1998

Most Home Runs, August

- 12 Dante Bichette, 1995
 Andres Galarraga, 1996

Most Home Runs, September (excluding October)

15 Troy Tulowitzki, 2010

Most Home Runs, Before the All-Star Break

27 Larry Walker, 2001

Most Home Runs, After the All-Star Break

27 Dante Bichette, 1995

Most Home Runs, Game

3 13x (last: Carlos Gonzalez, May 30, 2012 vs. HOU)

Most Home Runs, Leadoff Game, Career

8 Eric Young, 1993-97

Most Home Runs, Leadoff Game, Season

4 Eric Young, 1996

Most Games, Two or More Home Runs, Career

- 27 Vinny Castilla, 1993-99, 2004
 27 Todd Helton, 1997-2012

Most Games, Two or More Home Runs, Season

- 8 Andres Galarraga, 1996
 Larry Walker, 1997
 Todd Helton, 2000

Most Home Runs, Consecutive At Bats

4 Carlos Gonzalez, May 30-31, 2012

Most Home Runs, Consecutive Plate Appearances

4 Carlos Gonzalez, May 30-31, 2012

Most Games, Consecutive, One or More HR

- 5 Dante Bichette, Aug. 1-5, 1995
 Larry Walker, June 18-23, 1999

Most Games, Consecutive, One or More HR, Home

- 6 Dante Bichette, July 23-Aug. 5, 1995
 Jeromy Burnitz, July 18-28, 2004

Most Games, Consecutive, One or More HR, Road

- 4 Larry Walker, April 2-5, 1997
 Larry Walker, Sept. 15-18, 1997
 Vinny Castilla, July 21-24, 2004
 Brad Hawpe, April 9-13, 2006
 Matt Holliday, Sept. 2-12, 2007
 Carlos Gonzalez, Aug. 16-19, 2009
 Troy Tulowitzki, Sept. 15-19, 2009
 Troy Tulowitzki, April 11-14, 2011

Most Home Runs, Two Consecutive Games

- 4 Larry Walker, April 4-5, 1997
 Vinny Castilla, July 7-8, 1995
 Jose Ortiz, Aug. 17-18, 2001

Most Consecutive Team Home Runs Hit by One Player

- 6 Andres Galarraga, June 25-July 2, 1995
 Preston Wilson, May 3-13, 2003

Most Players, 2 or More Home Runs, Game

3 Aug. 14, 1999 vs. Montreal (tied NL record)

Home Run, Both Sides Of The Plate, Same Game

- 1 Aaron Miles, April 14, 2004 vs. Arizona
 1 Dexter Fowler, Sept. 5, 2011 vs. Arizona

Longest Home Run, Rockie

529' Andres Galarraga, May 31, 1997 at Florida

Longest Home Run, Rockie, Coors Field

493' Larry Walker, Aug. 31, 1997 vs. Oakland

GRAND SLAMS**Most Grand Slams, Career**

7 Todd Helton, 1997-2012

Most Grand Slams, Season

2 14x (last: Todd Helton and Michael Cuddyer, 2012)

RUNS BATTED IN**Most RBI, Career**

1,345 Todd Helton, 1997-2012

Most RBI, Season

150 Andres Galarraga, 1995

Most Seasons, 100 Or More RBI, Career
5 Todd Helton, 1999-2003

Most RBI, Calendar Month
40 Troy Tulowitzki, 2010, September

Most RBI, April
30 Larry Walker, 2001
Andres Galarraga, 1994

Most RBI, May
36 Todd Helton, 2001

Most RBI, June
39 Dante Bichette, 1996

Most RBI, July
35 Dante Bichette, 1995

Most RBI, August
33 Andres Galarraga, 1996

Most RBI, September (excluding October)
40 Troy Tulowitzki, 2010

Most RBI, Before the All-Star Break
91 Preston Wilson, 2003

Most RBI, After the All-Star Break
80 Dante Bichette, 1995

Most RBI, Game
8 Andres Galarraga, June 27, 1996 vs. LA
Larry Walker, April 28, 1999 at St. Louis
Ronnie Belliard, Sept. 23, 2003 vs. Arizona
Matt Holliday, Sept. 20, 2005 vs. SD

Most RBI, Two Consecutive Games
11 Larry Walker, April 28-29, 1999

Most Games, Consecutive, One or More RBI
10 Vinny Castilla, April 14-25, 2004

Most RBI, Inning
4 74x (last: E. Alfonzo, June 30, 2011 at SD)

Most RBI, Without A Hit, Game
5 Carlos Gonzalez, April 27, 2012 vs. NYM

MULTI-RBI GAMES

Most Multi-RBI Games, Career
320 Todd Helton, 1997-2012

Most Multi-RBI Games, Season
44 Todd Helton, 2000

Most Multi-RBI Games, Consecutive
4 10x (last: Jeromy Burnitz, Sept. 4-8, 2004)

SACRIFICE HITS

Most Sacrifice Hits, Career
67 Aaron Cook, 2002-2011

Most Sacrifice Hits, Season
24 Royce Clayton, 2004

Most Sacrifice Hits, Game
4 Cory Sullivan, June 14, 2006 at WAS

SACRIFICE FLIES

Most Sacrifice Flies, Career
88 Todd Helton, 1997-2012

Most Sacrifice Flies, Season
12 Jeff Cirillo, 2000

Most Sacrifice Flies, Game
2 9x (last: Todd Helton, July 20, 2007 at WAS)

WALKS

Most Walks, Career
1,295 Todd Helton, 1997-2012

Most Walks, Season
127 Todd Helton, 2004

Most Walks, Game
5 Todd Helton, April 29, 2007 vs. ATL

Most Games, Consecutive, One or More Walk
9 Todd Helton, May 20-29, 2008

INTENTIONAL WALKS

Most Intentional Walks, Career
184 Todd Helton, 1997-2012

Most Intentional Walks, Season
22 Todd Helton, Twice: 2000, 2005

Most Intentional Walks, Game
3 Andres Galarraga, April 30, 1993 at FLA

HIT BY PITCH

Most Hit by Pitch, Career
98 Larry Walker, 1995-2004

Most Hit by Pitch, Season
21 Eric Young, 1996

Most Hit by Pitch, Game
2 12x (last: Holliday, Sept. 19, 2006 vs. SF)

Most Hit by Pitch, Inning
2 A. Galarraga, July 12, 1996 vs. SD (7th)

STRIKEOUTS

Most Strikeouts, Career
1,088 Todd Helton, 1997-2012

Most Strikeouts, Season
157 Andres Galarraga, 1996

Fewest Strikeouts, Season (qualifiers)
29 Juan Pierre, 2001

Highest PA/SO Ratio, Season (qualifiers)
23.6 Juan Pierre, 2001

Most Strikeouts, Game
5 Roberto Mejia, Aug. 9, 1993 at LA (11 inn.)

GROUNDING INTO DOUBLE PLAYS

Most Double Plays Grounded Into, Career
182 Todd Helton, 1997-2012

Most Double Plays Grounded Into, Season
27 Todd Zeile, 2002
Jay Payton, 2003

Fewest GDP, Season (qualifiers)
2 Clint Barmes, 2006

Highest AB/GIDP Ratio, Season (qualifiers)
239.0 Clint Barmes, 2006

Most Double Plays Grounded Into, Game
3 Eric Young, June 1, 1997 at Florida
Jeff Baker, June 2, 2007 vs. Cincinnati

RISP BATTING

Highest Average w/RISP, Season
.422 Andres Galarraga, 1993

Most Hits w/RISP, Season
78 Andres Galarraga, 1996

Most At-Bats w/RISP, Season
207 Preston Wilson, 2003

STOLEN BASES

Most Stolen Bases, Career
180 Eric Young, 1993-97

Most Stolen Bases, Season
68 Willy Taveras, 2008

Most Stolen Bases, Consecutive Attempts
19 Willy Taveras, May 28-Aug. 1, 2007

Most Stolen Bases, Game
6 Eric Young, June 30, 1996 vs. LA

Most Stolen Bases, Inning
3 Eric Young, June 30, 1996 vs. LA (3rd)

Most Games, Consecutive, One or More SB
5 2x, last: (Willy Taveras, Aug. 13-17, 2008)

CAUGHT STEALING

Most Caught Stealing, Career
69 Eric Young, 1993-97

Most Caught Stealing, Season
19 Eric Young, 1996
Eric Young, 1993

Most Caught Stealing, Game
3 Eric Young, May 1, 1993 at Florida (11 inn.)

Most Caught Stealing, Inning
2 Eric Young, May 1, 1993 at Florida (8th)
Larry Walker, April 30, 1998 at New York (8th)

PINCH HITTING

Most Pinch-Hit Appearances, Rockies Uniform
359 John Vander Wal, 1994-98

Most Pinch-Hit Appearances, Season
91 John Vander Wal, 1995

Most Pinch-Hit Base Hits, Rockies Uniform
79 John Vander Wal, 1994-98

Most Pinch-Hit Base Hits, Season
28 John Vander Wal, 1995 (ML record)

Most Pinch-Hit Base Hits, Consecutive At-Bats
5 Greg Norton, June 20-July 4, 2003

Highest Pinch-Hit Avg, Career (minimum 75 AB)
 .336 Seth Smith, 2007-11
Highest Pinch-Hit Avg, Season (minimum 25 AB)
 .455 Jorge Piedra, 2005
Most Pinch-Hit Home Runs, Career
 12 John Vander Wal, 1994-98
Most Pinch-Hit Home Runs, Season
 5 Mark Sweeney, 2004
Most Pinch-Hit RBI, Career
 57 John Vander Wal, 1994-98
Most Pinch-Hit RBI, Season
 23 Mark Sweeney, 2004

PITCHER BATTING

Highest Batting Avg, Season (minimum 30 AB)
 .344 Mike Hampton, 2002
Most Hits, Season
 23 Mike Hampton, 2001
Most Hits, Game
 4 John Thomson, June 1, 1997 at Florida
Most Home Runs, Career
 10 Mike Hampton, 2001-02
Most Home Runs, Season
 7 Mike Hampton, 2001 (tied NL record)
Most Home Runs, Game
 2 Mike Hampton, June 5, 2001 vs. Houston
Most Runs Batted In, Season
 16 Mike Hampton, 2001
Most Runs Batted In, Game
 4 Willie Blair, June 19, 1993 vs. San Diego
 Denny Neagle, Sept. 29, 2001 vs. MIL
Most Total Bases, Game
 8 Mike Hampton, June 5, 2001 vs. Houston

ROOKIE BATTING

Highest Batting Average (minimum 350 AB)
 .315 Todd Helton, 1998
Highest Slugging Percentage (minimum 350 AB)
 .530 Todd Helton, 1998; Wilin Rosario, 2012
Highest On-Base Percentage (minimum 350 AB)
 .380 Todd Helton, 1998
Most Games, Season
 155 Troy Tulowitzki, 2007
Most At-Bats, Season
 609 Troy Tulowitzki, 2007
Most Runs, Season
 104 Troy Tulowitzki, 2007
Most Runs, Game
 4 5x (last: Tulowitzki, Aug. 8, 2007 vs. MIL)
Most Hits, Season
 177 Troy Tulowitzki, 2007
Most Hits, Game
 5 Jose Ortiz, Aug. 10, 2001 at Cincinnati
Most Games, Consecutive, One or More Hits
 16 Juan Pierre, Aug. 8-23, 2000
 Garrett Atkins, Aug. 25–Sept. 11, 2005
Most Home Runs, Season
 28 Wilin Rosario, 2012
Most Home Runs, Game
 3 Jose Ortiz, Aug. 17, 2001 vs. Florida
Most Runs Batted In, Season
 99 Troy Tulowitzki, 2007
Most Runs Batted In, Game
 6 Aaron Miles, April 14, 2004 vs. Arizona
 6 Jeff Baker, Sept. 18, 2006 vs. SF

INDIVIDUAL PITCHING

SERVICE

Most Major-League Service Time, Career
 9.020 Aaron Cook, 2002-11

GAMES

Most Appearances, Career
 461 Steve Reed, 1993-97, 2003-04
Most Appearances, Season
 80 Matt Belisle, 2012
Most Appearances, Calendar Month
 19 Mike Muñoz, June, 1996

GAMES STARTED

Most Games Started, Career
 206 Aaron Cook, 2002-11
Most Games Started, Season
 35 Kevin Ritz, 1996
 Darryl Kile, 1998
Most Games Started, Calendar Month
 7 5x (last: Alex White, August 2012)

GAMES FINISHED

Most Games Finished, Career
 243 Brian Fuentes, 2002-08
Most Games Finished, Season
 69 Jose Jimenez, 2002 (led league)

COMPLETE GAMES

Most Complete Games, Career
 14 Pedro Astacio, 1997-2001
Most Complete Games, Season
 7 Pedro Astacio, 1999
Most Complete Games, Consecutive Starts
 2 Roger Bailey, April 16-22, 1997
 Roger Bailey, May 4-9, 1997
 Brian Bohanon, Aug. 28–Sept. 3, 1999
Low-Hit Complete Game
 0 Ubaldo Jimenez, April 17, 2010 at ATL
Fewest Baserunners, Complete Game
 2 Darryl Kile, Sept. 10, 1998 vs. Florida
 Jeff Francis, July 24, 2006 vs. St. Louis
 Jason Marquis, June 30, 2009 at LAD

SHUTOUTS

Most Shutouts, Career
 3 Jason Jennings
 3 Ubaldo Jimenez
Most Shutouts, Season
 2 3x (last: Ubaldo Jimenez, 2010)
Fewest Hits Allowed, Shutout
 0 Ubaldo Jimenez, April 17, 2010 at ATL

SAVES

Most Saves, Career
 115 Jose Jimenez, 2000-03
Most Saves, Season
 41 Jose Jimenez, 2002
Most Saves, Season, Home
 23 Jose Jimenez, 2002
Most Saves, Season, Road
 21 Huston Street, 2009
Most Saves, Calendar Month
 11 2x (last: Huston Street, June 2009)
Most Saves, Before All-Star Break
 26 Huston Street, 2011
Most Saves, After All-Star Break
 19 Brian Fuentes, 2005
Most Appearances, Consecutive, Earning a Save
 9 Darren Holmes, Aug. 8-23, 1993
Most Save Situations, Consecutive, Converted
 26 Street, June 8-September 27, 2009
 21 Fuentes, July 25, 2005 – April 27, 2006
Most Save Situations, Consec., Converted, Season
 26 Street, June 8-September 27, 2009
Most Blown Saves, Season
 9 Manuel Corpas, 2008
 Shawn Chacon, 2004

EARNED RUN AVERAGE

Lowest ERA, Career (minimum 300.0 IP)
 3.38 Brian Fuentes, 2002-2008
Lowest ERA, Season (qualifiers)
 2.88 Ubaldo Jimenez, 2010
Lowest ERA, Calendar Month (25.0 IP)
 0.78 Ubaldo Jimenez, May, 2010

WINNING PERCENTAGE

Highest Winning Pct, Career (min. 30 decisions)
 .639 Darren Holmes (23-13), 1993-97
Highest Winning Pct, Season, Starter
 .833 Marvin Freeman (10-2), 1994
 .733 Denny Stark (11-4), 2002 (Full Season)

WINNING DECISIONS

Most Wins, Career

72 Aaron Cook, 2002-11

Most Wins, Season

19 Ubaldo Jimenez, 2010

Most Wins, Season, Relief

11 Gabe White, 2000 (tied for league lead)

Most Wins, Consecutive Decisions, Overall

9 2x (last: Ubaldo Jimenez, May 15-July 8, 2010)

Most Wins, Consecutive Decisions, Starter

9 Ubaldo Jimenez, May 15-July 8, 2010

Most Wins, Consecutive Decisions, Reliever

8 Mike DeJean, May 12, 1997-June 28, 1998

Most Wins, Consecutive Starts

7 2x (last: Ubaldo Jimenez, May 15-June 17, 2010)

Most Wins, Consecutive Starts At Home

5 2x (last: Ubaldo Jimenez, April 11-June 11, 2010)

Best Start To A Season, Starter

6-0 Ubaldo Jimenez, 2010

LOSING DECISIONS

Most Losses, Rockies Uniform

68 Aaron Cook, 2002-11

Most Losses, Season

17 Darryl Kile, 1998

Most Relief Losses, Season

10 Jose Jimenez, 2002

Jose Jimenez, 2003

Most Losses, Consecutive Decisions

12 Jose Jimenez, July 1, 2002-July 30, 2003

Most Losses, Consecutive Starts

7 Darryl Kile, May 15-June 17, 1998

Worst Start To A Season, Starter

0-6 Scott Elarton, 2004

0-6 Jorge De La Rosa, 2009

INNINGS PITCHED

Most Innings Pitched, Career

1312.1 Aaron Cook, 2002-11

Most Innings Pitched, Season

232.0 Pedro Astacio, 1999

Most Innings Pitched, Season, Reliever

95.0 Curtis Leskanic, 1995

Most Innings Pitched, Game, Starter

10.0 Darryl Kile, Sept. 20, 1998 at San Diego

Most Innings Pitched, Game, Reliever

6.1 Bruce Ruffin, July 28, 1993 vs. Atlanta

RUNS

Most Runs Allowed, Career

708 Aaron Cook, 2002-11

Most Runs Allowed, Season

160 Pedro Astacio, 1998

Most Runs Allowed, Game

12 Shawn Chacon, June 7, 2003 (1) vs. KC

EARNED RUNS

Most Earned Runs Allowed, Career

660 Aaron Cook, 2002-2011

Most Earned Runs Allowed, Season

145 Pedro Astacio, 1998

Most Earned Runs Allowed, Game

12 Shawn Chacon, June 7, 2003 (1) vs. KC

SCORELESS INNINGS

Most Scoreless Innings, Consecutive, Starter

33.0 Ubaldo Jimenez, May 15-June 6, 2010

Most Scoreless Innings, Consecutive, Reliever

29.1 Gabe White, May 6-July 9, 2000

HITS ALLOWED

Most Hits Allowed, Career

1,519 Aaron Cook, 2002-11

Most Hits Allowed, Season

258 Pedro Astacio, 1999

Most Hits Allowed, Game

15 Jason Jennings, July 20, 2004 vs. San Diego

Jamey Wright, June 27, 2005 vs. Houston

Fewest Hits Allowed, Complete Game

0 Ubaldo Jimenez, April 17, 2010 at Atlanta

HITLESS INNINGS

Most Hitless Innings, Consecutive

10.0 Bruce Ruffin, Aug. 23-Sept. 1, 1993

Most Hitless Innings, Start of a Game, Non-No-Hitter

6.2 Jason Jennings, Aug. 1, 2002 at Pittsburgh

BATTERS RETIRED

Most Batters Retired, Consecutive, Season

23 Brian Fuentes, July 3-23, 2008

22 Tim Lincecum, April 20-May 1, 2004

Most Batters Retired, Consecutive, Game

19 Jason Marquis, June 30, 2009 at LAD

18 Kevin Jarvis, Sept. 21, 2000 vs. SD

HOME RUNS

Most Home Runs Allowed, Rockies Uniform

139 Pedro Astacio, 1997-2001

Most Home Runs Allowed, Season

39 Pedro Astacio, 1998

Most Home Runs Allowed, Game

5 Mark Thompson, April 19, 1998 vs. ATL (1)

Shawn Chacon, July 8, 2001 vs. ANA

Alex White, Sept. 10, 2011 vs. CIN

Most Home Runs Allowed, Inning

3 10x (last: A. White, Sept. 10, 2011 vs. CIN, 5th)

WALKS

Most Walks Issued, Career

425 Jason Jennings, 2001-06

Most Walks Issued, Season

109 Darryl Kile, 1999

Fewest Walks Issued, Season (qualifiers)

42 Jason Hammel, 2009

Most Walks Issued, Game

10 Jason Jennings, Sept. 8, 2002 vs. SD

HIT BATSMEN

Most Hit Batsmen, Career

58 Pedro Astacio, 1997-2001

Most Hit Batsmen, Season

17 Pedro Astacio, 1998

Most Hit Batsmen, Game

4 Pedro Astacio, April 22, 2001 at ARI

(ML Record)

STRIKEOUTS

Most Strikeouts, Career

749 Pedro Astacio, 1997-2001

Most Strikeouts, Season

214 Ubaldo Jimenez, 2010

Most Strikeouts, Season, Left-Hander

193 Jorge De La Rosa, 2009

Most Strikeouts, Season, Reliever

107 Curtis Leskanic, 1995

Most Strikeouts, Game, Starter

14 Darryl Kile, Aug. 20, 1998 at Montreal

Most Strikeouts, Consecutive Starts

22 Darryl Kile, Aug. 15-20, 1998

22 Jorge De La Rosa, May 9-15, 2009

Most Strikeouts, Game, Reliever

9 Bruce Ruffin, Sept. 14, 1993 (1) vs. Houston

Most Strikeouts, Consecutive Batters Faced

5 10x (last: Marquis, Sept. 18, 2009 at ARI)

Most Strikeouts, Inning

4 Bruce Ruffin, July 25, 1996 vs. Chicago (9th)

Most Strikeouts, Consecutive, Start Of Game

5 Bruce Ruffin, June 13, 1993 vs. Houston

WILD PITCHES

Most Wild Pitches, Career

43 Ubaldo Jimenez, 2006-10

Most Wild Pitches, Season

16 Ubaldo Jimenez, 2008 and 2010

Most Wild Pitches, Game

3 David Nied, June 11, 1994 at Cincinnati

Bryan Rekar, April 15, 1996 vs. San Diego

Aaron Cook, July 9, 2003 vs. San Francisco

Ubaldo Jimenez, April 25, 2008 at LAD

BALKS

Most Balks, Career

11 Armando Reynoso, 1993-96

Most Balks, Season

6 Armando Reynoso, 1993

PICKOFFS

Most Pickoffs, Career (incl. caught stealings)

33 Jamey Wright, 1996-99, 2004-05

Most Pickoffs, Season (incl. caught stealings)

8 Armando Reynoso, 1993
Armando Reynoso, 1996
Jamey Wright, 1998

Most Pickoffs, Game

2 4x (last: J. Kennedy, May 30, 2004 at SF)

PITCHING, ROOKIE SEASON

Most Appearances

75 Javier Lopez, 2003

Most Wins

16 Jason Jennings, 2002

Lowest ERA (minimum 100 IP)

3.28 Jhoulys Chacin, 2010

Most Games Started

33 Jeff Francis, 2005

Most Complete Games

4 Armando Reynoso, 1993

Most Shutouts

1 John Thomson, 1997
Mark Brownson, 1998 (ML debut)
Jason Jennings, 2001 (ML debut)

Most Saves

3 Steve Reed, 1993

Most Innings Pitched

189.0 Armando Reynoso, 1993

Most Strikeouts

138 Jhoulys Chacin, 2010

NUMBER OF PITCHES

Most Pitches Thrown, Season

3,675 Darryl Kile, 1998

Most Pitches Thrown, Game

153 Pedro Astacio, June 6, 1999 vs. Milwaukee

Most Pitches Thrown, Career

19,636 Aaron Cook, 2002-10

INHERITED RUNNERS STRANDED

Pct. Inherited Runners Stranded, Season (Min 20)

94.3 Justin Speier, 2002

INDIVIDUAL FIELDING

FIELDING PERCENTAGE

Highest Fielding Pct. Career (min. 250 games)

.996 1B: Todd Helton, 1997-2012
.986 2B: Mike Lansing, 1998-2000
.973 3B: Jeff Cirillo, 2000-01
.987 SS: Troy Tulowitzki, 2006-2012
.995 C: Chris Iannetta, 2006-11
.992 OF: Cory Sullivan, 2005-2008
1.000 P: Kevin Ritz, 1994-98 (min. 200 G / 50 GS)

Highest Fielding Pct., Season (qualifiers)

.999 1B: Todd Helton, 2007
.995 2B: Jamey Carroll, 2006
.987 3B: Vinny Castilla, 2004
.991 SS: Troy Tulowitzki, 2011
1.000 C: Chris Iannetta, 2008
.996 OF: Carlos Gonzalez, 2010
1.000 P: 19x (last: Jason Hammel, 2009)

TOTAL CHANCES

Most Total Chances, Career

19,679 Todd Helton, 1997-2012

Most Total Chances, Season

1,658 Andres Galarraga, 1996

Most Total Chances, Game

1B: 25, Todd Helton, April 17, 2008 at SD (22)
22, Todd Helton, June 28, 2011 vs. CWS (13)
2B: 15, Eric Young, June 5, 1997 vs. SD (11)
14, Jose Ortiz, Sept. 18, 2001 vs. ARI
3B: 10, Vinny Castilla, June 7, 2004 vs. SF

SS: 17, Juan Uribe, June 30, 2003 vs. ARI (12)

14, Juan Uribe, Sept. 17, 2002 vs. STL

14, Troy Tulowitzki, April 29, 2007 vs. ATL (11)

OF: 10, Willy Taveras, April 17, 2008 at SD (22)

C: 18, Yorvit Torrealba, April 17, 2008 at SD (22)

PUTOUTS

Most Putouts, Career

17,400 Todd Helton, 1997-2011

Most Putouts, Season

1,528 Andres Galarraga, 1996

Most Putouts, Game

1B: 25, Todd Helton, April 17, 2008 at SD (22)

2B: 9, Kazuo Matsui, June 25, 2007 vs. CHC

3B: 5, Vinny Castilla, July 6, 2004 at SF

Garrett Atkins, June 5, 2007 vs. Hou

SS: 8, Juan Uribe, Sept. 17, 2002 vs. STL

Troy Tulowitzki, April 10, 2010 vs. SD

OF: 10, Willy Taveras, April 17, 2008 at SD (22)

C: 18, Yorvit Torrealba, April 17, 2008 at SD (22)

ASSISTS

Most Assists, Career

2,269 Vinny Castilla, 1993-99, 2004, 2006

Most Outfield Assists, Career

94 Larry Walker, 1995-2004

Most Assists, Season

561 Troy Tulowitzki, 2007

Most Outfield Assists, Season

17 Dante Bichette, 1999

Most Assists, Game

1B: 5, Todd Helton, June 25, 1998 vs. HOU (12)

5, Todd Helton, Aug. 6, 1998 at PIT

5, Todd Helton, April 3, 2007 vs. ARI (11)

2B: 12, DJ LeMahieu August 28, 2012 vs. LAD

3B: 9, Jeff Cirillo, July 23, 2001 vs. SF

SS: 12, Juan Uribe, June 30, 2003 vs. ARI (12)

OF: 2, 19x (last: Fowler, May 19, 2009 at ATL)

C: 5, Joe Girardi, Aug. 5, 1994 vs. LA

Most Outfield Assists, Inning

2 Harvey Pulliam, July 22, 1997 at Montreal

Derrick Gibson, May 15, 1999 at CIN

Dante Bichette, Aug. 22, 1999 at CHC

Jeromy Burnitz, April 27, 2004 vs. Florida

Matt Holliday, April 21, 2007 vs. SD

ERRORS

Most Errors, Career

107 Vinny Castilla, 1993-99, 2004

Most Errors, Season

30 Walt Weiss, 1996

Most Errors, Game

3 4x (last: Jose Ortiz, Sept. 18, 2001 vs. ARI)

Most Errorless Games, Consecutive

158 Chris Iannetta, June 22, 2007-May 21, 2009

Most Errorless Games, Consecutive, Infielder

98 T. Helton, Sept. 10, 2000-June 30, 2001

Most Errorless Games, Consecutive, Season

96 Chris Iannetta, April 3-Sept. 28, 2008

Most Errorless Total Chances, Consecutive

841 T. Helton, Sept. 10, 2000-June 30, 2001

CATCHER CAUGHT STEALING

Highest Caught Stealing Pct, Career & Season

.428 Miguel Olivo, 2010

Most Runners Thrown Out, Season

37 Henry Blanco, 1999 (led league)

Most Runners Thrown Out, Game

3 Charles Johnson, May 17, 2003 vs. Montreal

Henry Blanco, June 4, 1999 vs. Milwaukee

Henry Blanco, Aug. 31, 1999 vs. Pittsburgh

Most Runners Thrown Out, Consecutive Steal Att.

5 Miguel Olivo, May 9-15, 2010

OPPONENT RECORDS

INDIVIDUAL BATTING, OPPONENT

Most Hits, Game

6 Sammy Sosa, July 2, 1993 vs. Chicago
Paul Lo Duca, May 28, 2001 at Los Angeles

Most Home Runs, Game

3 9x (last: C. Young, Sept. 6, 2009 vs. ARI)

Most RBI, Game9 Sammy Sosa, Aug. 10, 2002 vs. Chicago
James Loney, Sept. 28, 2006 vs. LA**Most Hits, Season**

32 Jeff Kent, 2002 with San Francisco

Most Home Runs, Season10 Barry Bonds, 2001 with San Francisco
Reggie Sanders, 2001 with Arizona**Most RBI, Season**

29 Phil Nevin, 2001 with San Diego

Highest Average, Season (20 AB)

.600 Ryan Ludwick, 2008 with St. Louis (12x20)

Most Hits, Career

225 Jeff Kent

Most Home Runs, Career

54 Barry Bonds

Most RBI, Career

141 Barry Bonds

Highest Average, Career (75 AB)

.410 Robin Ventura (43x105)

INDIVIDUAL PITCHING, OPPONENT**Most Strikeouts, Game**

17 Randy Johnson, April 21, 2002 at Arizona

Fewest Hits Allowed, Complete Game0 Al Leiter, May 11, 1996 at Florida
Hideo Nomo, Sept. 17, 1996 vs. LA**Most Wins, Season**

5 Brad Penny, 2006 with Los Angeles (5-0)

Most Wins, Career

19 Randy Johnson

Highest Win Pct., Career

.833 Hideo Nomo (10-2)

Lowest ERA, Career (100.0 IP)

2.47 Randy Johnson (211.1 ip / 58 er)

CLUB BATTING, OPPONENT**Most Singles, Game**18 July 2, 1993 vs. Chicago
April 18, 1997 vs. Atlanta**Most Doubles, Game**

10 Aug. 4, 1998 at Pittsburgh

Most Triples, Game3 June 6, 1994 vs. New York
Sept. 20, 2006 vs. San Francisco
June 27, 2008 at Detroit**Most Home Runs, Season, by One Opponent**

32 4x (last: Arizona, 2005)

Most Extra-Base Hits, Game

15 May 19, 1999 vs. Cincinnati

Most Total Bases, Game

55 May 19, 1999 vs. Cincinnati

Most RBI, Game

26 Aug. 18, 1995 vs. Chicago

Most Left on Base, Game

15 7x (last: Sept. 16, 2006 at ARI – 16 inn.)

CLUB PITCHING, OPPONENT**Most Scoreless Innings, Consecutive**27.0 Aug. 29–Sept. 2, 2003
July 27-30, 2009**Most Shutouts, Consecutive**2 May 5-6, 2000 (both at San Francisco)
Aug. 30-31, 2002 (both at San Diego)
Aug. 30-31, 2003 (both at Los Angeles)
July 28-30, 2009 (both at NY Mets)**INDIVIDUAL & CLUB FIELDING, OPP.****Most Errors, Opponent, Game**

7 May 2, 2004 vs. Atlanta

Most Errors, Individual Opponent, Game

4 Mark DeRosa, May 2, 2004 vs. Atlanta

UBALDO'S NO-NO

On April 17, 2010 at Turner Field, Ubaldo Jimenez threw the first no-hitter in Rockies history.

- ◆ Jimenez's line, 4/17/10 at ATL: 9.0 ip, 0 h, 0 r-er, 6 bb, 7 so, 31 batter faced.
- ◆ Jimenez threw the first no-hitter in Rockies franchise history in Colorado's 2,703rd game...entering the game, four existing teams in the MLB had not tossed a no-hitter: Colorado (1993), Tampa Bay (1998), also had no hitter in 2010), San Diego (1969) and New York-NL (1962)...prior to his no-hitter, the longest a Colorado pitcher had gone into a no-hitter was Jason Jennings, who went 6.2 ip without giving up a hit on 8/1/02 - Colorado at Pittsburgh (source: Elias Sports Bureau).
- ◆ Jimenez threw a career-high 128 pitches, 72 strikes, one more than his previous high (127 pitches, 6/12/09 vs. SEA)...his fastball averaged 96.8 mph.
- ◆ He faced 31 consecutive batters without allowing a hit during the no-hitter...when he reached 83 pitches, he had thrown 42 balls and 41 strikes, but he did not walk any batters after the 5th.
- ◆ Jimenez is the 4th Dominican player to throw a no-hitter - the most no-hitters by any country other than the U.S.



Rockies in Baseball Record Book



MAJOR LEAGUE RECORDS (since 1900)

Most Pinch Base-Hits, Season	28 John Vander Wal, 1995
Most Appearances without a Loss, Start of Career	92 Mike DeJean, May 2, 1997–July 1, 1998
Most Sacrifice Bunts in Two-Game Span	7 Cory Sullivan, June 14-15, 2006
Most Seasons, Consecutive, Leading Lg. in Batting	8 Colorado, 1995-2002
Most Total Bases, Season	2,748 Colorado, 2001
Most Runs Scored at Home, Season	658 Colorado, 81 games, 1996
Most Relief Losses, Season	39 Colorado, 2004
Most Blown Saves, Season (since 1988)	34 Colorado, 2004
Most Total Bases, Both Clubs, Nine-Inning Game	81 May 19, 1999; Cincinnati (55) at Colorado (26)
Most Team Games, No Complete Game Shutouts	645 Colorado, Oct. 2, 2001–Sept. 23, 2005
Fewest Shutouts Won, Season	0 Colorado, 1993
Highest Fielding Percentage, Season, Team	.989 Colorado, 2007
Highest Attendance, Season	4,483,350 Colorado, 1993
Highest Attendance, Game	80,227 Colorado (vs. Montreal), April 9, 1993
NATIONAL LEAGUE RECORDS (since 1900)	
Most Extra-Base Hits, Consecutive, Same Season	6 Larry Walker, May 21-22, 1996
Most Extra-Base Hits, Two Consecutive Games	6 Larry Walker, May 21-22, 1996
Highest Fielding Percentage, Season, Third Baseman	.987 Vinny Castilla, 2004
Most Errorless Games, Consecutive, Season (Third Base)	85 Jeff Cirillo, June 19-Oct. 7, 2001
Most Errorless Chances Accepted, Consecutive, Season (Third Base)	230 Vinny Castilla, July 4–Oct. 3, 2004
Most Extra-Base Hits, Season	598 Colorado, 2001
Most Seasons, Consecutive, Leading Lg. in Slugging	5 Colorado, 1995-1999
Most Home Runs, at Home, Season	149 Colorado, 1996
Most Home Games, Hitting Home Runs, Consecutive	32 Colorado, April 19-July 3, 1999
Most Home Runs Allowed, Season	239 Colorado, 2001
Most Incomplete Games, Consecutive, Season	134 Colorado, April 1-Aug. 29, 2002
Most Pitchers, Game	10 Colorado (vs. San Diego), Sept. 7, 2007
Highest Attendance, Night Game	73,957 Colorado (vs. San Francisco), June 24, 1994

NATIONAL LG. RECORDS TIED (since 1900)

Most Home Runs by a Pitcher, Season	7 Mike Hampton, 2001
Most Home Runs, Only Runs, Game	5 Atlanta (at Colorado), April 19, 1998 (Game 1)
Most Solo Home Runs, Both Clubs, Game	7 Los Angeles (5) at Colorado (2), June 30, 1996
Most Players, 100 or More RBI, Season	4 Colorado, 1996, 1997, 1999
Most Pitchers, Inning	5 Colorado (at New York), May 18, 1997 (8th)
Most Pitchers, Extra-Inning Game	10 Colorado, Aug. 22, 2000 vs. Atlanta (12 inn.) Colorado, Sept. 30, 2006 at Chicago-NL (11 inn.)
Most Runs Scored, Both Clubs, Eighth Inning	14 Los Angeles (6) at Colorado (8), June 30, 1996

MAJOR LEAGUE RECORDS TIED (since 1900)

Most Hits, First Major League Game	4 Derrick Gibson, Sept. 8, 1998
Most Home Runs, Consecutive Innings, Game	3 Andres Galarraga, June 25, 1995
Most Hit by Pitch, Inning	2 Andres Galarraga, July 12, 1996 (7th)
Most Stolen Bases, Game	6 Eric Young, June 30, 1996
Most Stolen Bases, Inning	3 Eric Young, June 30, 1996 (3rd)
Most Caught Stealing, Inning	2 Larry Walker, April 30, 1998 (7th) Eric Young, May 1, 1993 (8th)
Most Hit Batters, Game	4 Pedro Astacio, April 22, 2001 at Arizona
Most Innings Scored, Nine-Inning Game	9 Colorado, at Chicago, May 5, 1999
Most Players, Both Clubs, Two or More HR, Game	4 Colorado (3) vs. Montreal (1), Aug. 14, 1999
Most Players, Home Runs, Both Clubs	9 Colorado (5) vs. Seattle (4), June 9, 1999 Colorado (4) vs. Chicago-NL (5), June 22, 1999
Most Players, 40 or More Home Runs, Season	2 Colorado, 1996, 1997
Most Players, 30 or More Home Runs, Season	4 Colorado, 1995, 1996, 1997, 1999
Most Strikeouts by a Pitching Staff, Inning	4 Colorado (at San Diego), Sept. 19, 1995 (6th) Colorado (vs. Chicago), July 25, 1996 (9th)
Most Pinch-Hit Home Runs, Game	2 Colorado, May 6, 1995 vs. Los Angeles
Most Pinch-Hit Home Runs, Both Clubs, Game	3 Los Angeles (1) at Colorado (2), May 6, 1995 3 San Diego (2) at Colorado (1), July 2, 1999
Most No-Hit Games Against, Season	2 Colorado, 1996
Fewest Complete Games, Season	1 Colorado, 1995 Colorado, 2002



Boxscore Superlatives

Most Hits, Game

6	Andres Galarraga	July 3, 1995 vs. Houston
5	Eric Young	April 27, 1996 vs. Montreal (13 inn.)
5	Dante Bichette	June 30, 1996 vs. Los Angeles
5	Ellis Burks	June 18, 1997 vs. Texas
5	Vinny Castilla	July 22, 1997 at Montreal (12 inn.)
5	Neifi Perez	Sept. 28, 1997 vs. Los Angeles
5	Dante Bichette	April 6, 1998 at Houston
5	Vinny Castilla	May 14, 1998 at Chicago-NL
5	Todd Helton	May 3, 2000 vs. Montreal
5	Jeff Cirillo	June 18, 2000 vs. Arizona
5	Juan Pierre	Sept. 4, 2000 vs. Chicago-NL
5	Jose Ortiz	Aug. 10, 2001 at Cincinnati
5	Juan Pierre	Sept. 21, 2002 vs. Arizona
5	Ronnie Belliard	May 29, 2003 vs. Los Angeles
5	Aaron Miles	April 4, 2005 vs. San Diego
5	Willy Taveras	April 25, 2007 at New York-NL
5	Kazuo Matsui	July 3, 2007 vs. New York-NL
5	Garrett Atkins	July 4, 2008 vs. Florida
5	Troy Tulowitzki	July 21, 2008 vs. Los Angeles
5	Troy Tulowitzki	Aug. 10, 2009 vs. Chicago-NL
5	Miguel Olivo	May 12, 2010 vs. Philadelphia

Hits, Back-to-Back Games

9	Juan Pierre	Sept. 21-22, 2002 vs. Arizona
8	Dante Bichette	June 12-13, 1993 vs. Houston
8	Andres Galarraga	June 14-15, 1993 vs. Los Angeles
8	Eric Young	Aug. 21-22, 1996 vs. St. Louis
8	Larry Walker	April 20-22, 1997 vs. Atlanta, Florida
8	Dante Bichette	Mar. 31-April 1, 1998 at Arizona
8	Dante Bichette	April 6-7, 1998 at Houston, vs. St. Louis
8	Mike Lansing	April 8-9, 1998 vs. St. Louis
8	Jeff Cirillo	June 17-18, 2000 vs. Arizona
8	Jamey Carroll	June 6-7, 2006 vs. Pittsburgh
8	Garrett Atkins	Sept. 18-19, 2006 vs. San Francisco
8	Matt Holliday	Sept. 16-18, 2007 vs. Florida, Los Angeles
8	Carlos Gonzalez	July 30-31, 2010 vs. Chicago

Multi-Hit Games, Consecutive

8	Andres Galarraga	July 23-29, 1996
7	Vinny Castilla	Aug. 11-16, 1999
7	Larry Walker	June 15-22, 2002
6	Andres Galarraga	Sept. 12-17, 1993
6	Andres Galarraga	May 17-22, 1996
6	Eric Young	June 4-9, 1996
6	Andres Galarraga	Aug. 17-22, 1996
6	Ellis Burks	Sept. 9-14, 1996
6	Larry Walker	June 18-24, 1999
6	Todd Helton	June 28-July 3, 2000
6	Jeffrey Hammonds	July 25-30, 2000
6	Larry Walker	Aug. 12-18, 2001
6	Clint Barmes	June 3-8, 2009
6	Carlos Gonzalez	May 27-June 1, 2012

Most Doubles, Individual

4	Jeff Baker	May 30, 2008 vs. Chicago
3	Charlie Hayes	Sept. 15, 1993 vs. Houston
3	Eric Young	June 17, 1994 at Los Angeles
3	Larry Walker	April 26, 1995 vs. NY Mets (14 inn.)
3	Eric Young	Aug. 12, 1995 at Atlanta
3	Dante Bichette	Sept. 13, 1995 vs. Atlanta
3	Ellis Burks	May 25, 1998 at St. Louis
3	Mike Lansing	July 14, 1998 vs. San Diego
3	Dante Bichette	July 24, 1999 vs. St. Louis
3	Terry Shumpert	Sept. 29, 1999 at Arizona
3	Jeff Cirillo	April 4, 2000 at Atlanta
3	Neifi Perez	April 28, 2000 vs. New York-NL
3	Todd Helton	May 12, 2000 vs. San Francisco
3	Todd Helton	Aug. 10, 2000 at St. Louis
3	Jeff Cirillo	Aug. 20, 2000 vs. Florida
3	Neifi Perez	Aug. 25, 2000 at Pittsburgh
3	Larry Walker	July 14, 2001 at Texas
3	Bobby Estalella	May 23, 2002 vs. San Diego
3	Juan Pierre	Sept. 10, 2002 at Houston
3	Jay Payton	Sept. 22, 2002 vs. Arizona
3	Preston Wilson	May 4, 2003 at Chicago-NL (10 inn.)
3	Kit Pellow	Sept. 19, 2003 vs. San Diego
3	Royce Clayton	May 11, 2004 vs. Pittsburgh (12 inn.)
3	Charles Johnson	June 1, 2004 at San Diego
3	Aaron Miles	April 4, 2005 vs. San Diego
3	Clint Barmes	June 1, 2005 vs. St. Louis
3	Matt Holliday	June 27, 2006 at LA of Anaheim
3	Garrett Atkins	April 21, 2007 vs. San Diego
3	Scott Podsednik	July 19, 2008 vs. Pittsburgh
3	Dexter Fowler	Aug. 13, 2009 vs. Pittsburgh
3	Brad Hawpe	May 15, 2010 vs. Washington
3	Mark Ellis	July 2, 2011 vs. Kansas City
3	Michael Cuddyer	April 11, 2012 vs. San Francisco
3	Josh Rutledge	August 7, 2012 at Los Angeles

Most Triples, Individual

2	Charlie Hayes	July 15, 1994 vs. St. Louis
2	Larry Walker	Sept. 15, 1995 vs. Florida
2	Larry Walker	May 22, 1996 vs. Pittsburgh
2	Larry Walker	July 24, 1998 vs. St. Louis
2	Neifi Perez	Sept. 14, 1999 vs. New York-NL
2	Terry Shumpert	April 19, 2000 at Arizona
2	Juan Pierre	July 14, 2001 at Texas
2	Todd Helton	April 19, 2002 at Arizona
2	Brent Butler	May 28, 2002 at San Diego (12 inn.)
2	Cory Sullivan	April 9, 2006 at San Diego

2	Todd Helton	June 5, 2007 vs. Houston
2	Dexter Fowler	Aug. 22, 2009 vs. San Francisco
2	Dexter Fowler	July 4, 2010 vs. San Francisco
2	Dexter Fowler	August 29, 2010 vs. Los Angeles
2	Seth Smith	Sept. 6, 2011 vs. Arizona
2	Carlos Gonzalez	April 11, 2012 vs. San Francisco
2	Tyler Colvin	August 1, 2012 vs. St. Louis

Multi-RBI Games, Consecutive

5	Dante Bichette	July 23-28, 1995
4	Dante Bichette	May 21-24, 1994
4	Dante Bichette	July 2-4, 1994
4	Dante Bichette	Aug. 2-5, 1995
4	Ellis Burks	May 17-20, 1996
4	Andres Galarraga	May 19-22, 1996
4	Vinny Castilla	May 31-June 3, 1998
4	Larry Walker	April 27-30, 1999
4	Larry Walker	June 19-23, 1999
4	Tom Goodwin	April 30-May 3, 2000
4	Todd Helton	April 27-May 1, 2002
4	Jeromy Burnitz	Sept. 4-8, 2004
4	Brad Hawpe	Sept. 19-22, 2009

Runs Batted In, Game

8	Andres Galarraga	June 27, 1996 vs. Los Angeles
8	Larry Walker	April 28, 1999 at St. Louis
8	Ronnie Belliard	Sept. 23, 2003 vs. Arizona
8	Matt Holliday	Sept. 20, 2005 vs. San Diego
7	Andres Galarraga	June 25, 1995 at San Diego
7	Andres Galarraga	May 4, 1996 at Cincinnati
7	Dante Bichette	Sept. 17, 1999 vs. Los Angeles
7	Jeff Hammonds	May 12, 2000 vs. San Francisco
7	Jeff Cirillo	Aug. 12, 2000 at Montreal
7	Todd Hollandsworth	April 15, 2001 vs. Arizona (10 inn.)
7	Jay Payton	Aug. 3, 2003 at Pittsburgh
7	Troy Tulowitzki	Aug. 10, 2009 vs. Chicago
7	Troy Tulowitzki	Sept. 15, 2010 vs. San Diego
7	Jason Giambi	May 19, 2011 at Philadelphia

RBI, Two Straight Games

11	Larry Walker	April 28-29, 1999
10	Dante Bichette	July 16-17, 1994
10	Andres Galarraga	July 2-3, 1995
10	Andres Galarraga	June 27-28, 1996
10	Larry Walker	April 27-28, 1999
10	Preston Wilson	July 9-10, 2003
10	Garrett Atkins	Sept. 18-19, 2006

RBI, Three Straight Games

15	Larry Walker	April 28-30, 1999
13	Dante Bichette	July 24-26, 1997
13	Larry Walker	April 27-29, 1999
13	Troy Tulowitzki	Sept 15-18, 2010

RBI, Four Straight Games

17	Larry Walker	April 27-30, 1999
14	Dante Bichette	July 22-26, 1997
14	Troy Tulowitzki	Sept. 15-19, 2010
13	Andres Galarraga	June 30-July 3, 1995
13	Larry Walker	June 19-23, 1999
13	Jeff Cirillo	June 26-29, 2000
13	Preston Wilson	July 7-10, 2003

Total Bases, Game

14	Jeff Cirillo	June 28, 2000 vs. San Francisco
14	Larry Walker	June 25, 2004 at Cleveland (10 inn.)
13	Andres Galarraga	July 3, 1995 vs. Houston
13	Larry Walker	May 21, 1996 vs. Pittsburgh
13	Larry Walker	April 28, 1999 at St. Louis
13	Vinny Castilla	June 5, 1999 vs. Milwaukee
13	Todd Helton	May 1, 2000 vs. Montreal
13	Todd Helton	May 29, 2003 vs. Los Angeles
13	Carlos Gonzalez	May 30, 2012 vs. Houston

Outfield Assists, Game

2	Ellis Burks	April 24, 1994 vs. Chicago-NL
2	Dante Bichette	July 3, 1994 at St. Louis
2	Larry Walker	Aug. 27, 1995 vs. St. Louis
2	Larry Walker	April 13, 1997 vs. Montreal
2	Harvey Pulliam	July 22, 1997 at Montreal
2	John Vander Wal	Aug. 23, 1998 at Philadelphia
2	Derrick Gibson	May 15, 1999 at Arizona
2	Larry Walker	July 27, 1999 vs. Houston
2	Jeffrey Hammonds	April 29, 2000 vs. New York-NL
2	Larry Walker	Aug. 11, 2000 at Montreal
2	Larry Walker	Aug. 15, 2000 (1) at New York-NL
2	Mark Little	May 26, 2001 at San Francisco
2	Larry Walker	April 5, 2002 at Los Angeles
2	Larry Walker	June 7, 2002 at Toronto
2	Jeromy Burnitz	April 27, 2004 vs. Florida
2	Brad Hawpe	May 14, 2005 vs. Arizona
2	Matt Holliday	April 21, 2007 vs. San Diego
2	Dexter Fowler	May 19, 2009 at Atlanta
2	Carlos Gonzalez	August 14, 2010 vs. Milwaukee
2	Carlos Gonzalez	June 22, 2012 at Texas
2	Carlos Gonzalez	July 4, 2012 at St. Louis
2	Tyler Colvin	July 21, 2012 at San Diego

CYCLES

Rockies Cycles (6)

♦ Dante Bichette ♦

June 10, 1998 vs. Texas (W, 9-8, 10 inn.)

After going hitless in first two at-bats, doubled, homered, tripled and hit the game-winning 10th inning RBI single.

♦ Neifi Perez ♦

July 25, 1998 vs. St. Louis (W, 5-2)

Doubled, tripled, bunt single and then homered on a 0-1 pitch in the seventh inning.

♦ Todd Helton ♦

June 19, 1999 vs. Florida (W, 11-10)

Cycled in only four trips to the plate...doubled, singled, homered and tripled off the RF wall in the 7th.

♦ Mike Lansing ♦

June 18, 2000 vs. Arizona (W, 19-2)

His four-inning cycle is believed to be the fastest in major league history...triple, homer, double, single.

♦ Troy Tulowitzki ♦

August 10, 2009 vs. Chicago Cubs (W, 11-5)

Home run, single, double, triple...first shortstop in MLB history to go 5-for-5 (or better) and have at least 7 RBI in same game.

♦ Carlos Gonzalez ♦

July 31, 2010 vs. Chicago Cubs (W, 6-5)

Single, triple, double, Home run...third player in MLB history to hit walk-off HR to complete his cycle...HR was 29th upper deck HR at Coors.

Opponents Cycles (4)

♦ John Mabry ♦

May 18, 1996 vs. St. Louis (W, 9-8)

The 15th Cardinal to hit for the cycle and first since 1964 (Ken Boyer) to do it in natural order (single, double, triple, homer).

♦ Craig Biggio ♦

April 8, 2002 vs. Houston (L, 4-8)

Became the sixth player in Astros history to hit for the cycle...single, triple, homer, double...accomplished the feat in the Rockies 2002 home opener.

♦ Fred Lewis ♦

May 13, 2007 vs. San Francisco (L, 2-15)

Became the 24th player in Giants history to hit for the cycle...double, homer, triple, single...the cycle came in the game in which he hit his first Major League HR, 4th time in MLB history that has happened.

♦ Pablo Sandoval ♦

Sept. 15, 2011 vs. San Francisco (L, 5-8)

Became 25th player in Giants history to hit for the cycle...homer, single, double, triple...4th Giants third baseman to hit for cycle.

♦ Scott Hairston ♦

April 27, 2012 vs. New York Mets (W, 18-9)

The 10th cycle in Mets history...single, home run, triple, double...four hits tied his career-high.

LONGEST HITTING STREAKS

Games	Player	Dates	Average (H-AB)
23	Dante Bichette	May 22 – June 18, 1995	.404 (40-for-99)
22	Vinny Castilla	August 9 – September 1, 1997	.386 (32-for-83)
21	Larry Walker	April 25 – May 19, 1999	.506 (41-for-81)
20	Larry Walker	May 4 – 25, 1998	.342 (27-for-79)
19	Eric Young	July 18 – August 10, 1995	.425 (32-for-75)
19	Dante Bichette	July 19 – August 8, 1995	.333 (26-for-78)
18	Jeffrey Hammonds	May 29 – June 21, 2000	.426 (29-for-68)
18	Larry Walker	June 14 – July 3, 1999	.471 (33-for-70)
17	Todd Helton	June 15 – July 2, 2003	.391 (27-for-69)
17	Matt Holliday	August 10 – August 27, 2007	.329 (24-for-73)
17	Larry Walker	July 15 – August 3, 2002	.462 (30-for-65)
17	Juan Uribe	April 16 – May 5, 2002	.368 (25-for-68)
17	Neifi Perez	June 1 – 19, 2001	.346 (28-for-81)
17	Eric Young	June 3 – 21, 1996	.443 (31-for-70)

Home Hitting Streaks

G	Batter	Dates
30	Larry Walker	May 18 – July 21, 2002
29	Carlos Gonzalez	May 20 – July 31, 2012
27	Eric Young	June 7 – July 25, 1996
27	Neifi Perez	April 27 – June 22, 2001
25	Matt Holliday	May 16 – July 6, 2007
25	Dante Bichette	April 26 – June 18, 1995
22	Todd Helton	June 24 – August 17, 2005
22	Andres Galarraga	May 30 – July 7, 1993
21	Jeff Cirillo	May 24 – July 13, 2000
19	Vinny Castilla	Aug. 9 – September 9, 1998
19	Dante Bichette	July 19 – August 25, 1995
19	Garrett Atkins	July 6 – August 24, 2008
18	Dante Bichette	June 5 – July 17, 1994
18	Larry Walker	July 6 – September 7, 2001
18	Todd Helton	Sept. 29, 2001 – May 2, 2002

Road Hitting Streaks

G	Batter	Dates
21	Vinny Castilla	July 17 – September 1, 1997
19	Matt Holliday	Sept. 8, 2005 – April 13, 2006
19	Cory Sullivan	Sept. 14, 2005 – April 27, 2006
16	Todd Helton	June 15 – July 20, 2003
15	Eric Young	July 1 – August 10, 1995
15	Andres Galarraga	May 21 – June 21, 1997
15	Larry Walker	April 25 – May 26, 1999
15	Todd Helton	August 19 – Sept. 16, 2006
14	Ellis Burks	May 12 – June 23, 1996
14	Larry Walker	May 4 – May 25, 1998
14	Clint Barmes	July 1 – August 5, 2006
14	Willy Taveras	July 25 – August 20, 2008

CONSECUTIVE GAME ON-BASE STREAKS

Overall

Gm	Batter	Dates
41	Todd Helton	Aug. 28, 2007-April 9, 2008
41	Andres Galarrraga	Sept. 17, 1996-May 10, 1997
38	Matt Holliday	July 22– Sept. 2, 2007
35	Larry Walker	April 27–June 8, 2002
35	Todd Helton	May 28–July 5, 2006
34	Larry Walker	May 4–June 9, 1997
33	Eric Young	July 1–Aug. 10, 1995
32	Todd Helton	Aug. 28– Oct. 1, 2007
31	Larry Walker	April 17–May 23, 2001

Home

Gm	Batter	Dates
49	Vinny Castilla	Sept. 6, 1997–June 27, 1998
48	Todd Helton	Sept. 5, 2005–June 14, 2002
47	Eric Young	July 27, 1996–May 25, 1997
46	Eric Young	Sept. 30, 1996–July 25, 1996
45	A. Galarrraga	June 7–Sept. 12, 1996
44	C. Gonzalez	May 20–Sept. 2, 2012
39	Larry Walker	April 27–July 21, 2002
38	Jeff Cirillo	April 8–June 14, 2002
38	Todd Helton	Aug. 20, 2007–May 6, 2008

Road

Gm	Batter	Dates
37	Larry Walker	April 2–June 25, 1997
32	Matt Holliday	July 22, 2007–April 13, 2008
27	Matt Holliday	June 14–Aug. 16, 2008
27	A. Galarrraga	July 19 (2)–Sept. 21, 1997
23	Todd Helton	June 10 – Aug. 6, 2009
23	A. Galarrraga	Sept. 7, 1996–May 10, 1997
23	Eric Young	Aug. 16, 1996–May 6, 1996

BATTING AROUND TWICE IN THE SAME GAME (24)

Date / Opponent

Aug. 12, 1995 at Atlanta
June 12, 1997 at Seattle
June 21, 1998 vs. Los Angeles
June 9, 1999 vs. Seattle
Sept. 17, 1999 vs. Los Angeles
April 28, 2000 vs. New York
May 1, 2000 vs. Montreal
May 3, 2000 vs. Montreal
May 12, 2000 vs. San Fran.
June 17, 2000 vs. Arizona
July 18, 2000 vs. Oakland
Aug. 12, 2000 at Montreal

Innings

3rd / 8th
2nd / 5th
2nd / 6th
3rd / 7th
2nd / 5th
3rd / 6th
5th / 6th
3rd / 4th
1st / 3rd
5th / 8th
4th / 8th
6th / 9th

Date / Opponent

April 24, 2001 vs. Chicago
April 29, 2001 vs. Cincinnati
May 10, 2001 vs. New York
May 22, 2001 vs. Los Angeles
July 3, 2002 vs. San Francisco
Sept. 21, 2002 vs. Arizona
July 26, 2003 vs. Milwaukee
Aug. 3, 2003 at Pittsburgh
June 24, 2005 vs. Kansas City
Sept. 28, 2006 vs. Los Angeles
July 22, 2008 vs. Los Angeles
Aug. 22, 2009 vs. San Francisco

Innings

4th / 5th
6th / 8th
6th / 7th
5th / 7th
2nd / 8th
5th / 7th
3rd / 6th
1st / 5th
4th / 7th
1st / 4th
3rd / 8th
6th / 7th

STEALS OF HOME (15)

PLAYER

Charlie Hayes
Dante Bichette
Andres Galarrraga
Larry Walker
Walt Weiss
Eric Young
Ellis Burks
Quinton McCracken
Kevin Ritz
Todd Helton
Tom Goodwin
Todd Helton
Greg Norton
Matt Holliday
Chris Nelson

DATE

June 22, 1993
July 23, 1993
June 14, 1995
June 30, 1995
May 5, 1996
June 30, 1996
July 14, 1996
May 21, 1997
June 5, 1997
May 30, 1998
June 7, 2000
Sept. 24, 2000
Sept. 29, 2001
Aug. 9, 2006
Sept. 9, 2010

INN.

6
1
2
1
7
3
5
1
4
2
1
3
3
9
8

OPPONENT

vs. Cincinnati
vs. St. Louis
vs. Cincinnati
at Los Angeles
vs. Florida
vs. Los Angeles
vs. San Diego
at San Francisco
vs. San Diego
vs. Houston
at Seattle
vs. Florida
vs. Milwaukee
at Los Angeles
vs. Cincinnati

PITCHER / BATTER

Ayala/Oliver
Watson/Pagnozzi
Schourek/Berryhill
Candiotti/Piazza
Rapp/Johnson
Nomo/Piazza
Valenzuela/Flaherty
Rueter/Jensen
Hitchcock/Hernandez
Schourek/Ausmus
Moyer/Lampkin
Sanchez/Castro
Haynes/Ochoa
Saito/Martin
Masset/Olivo

THE 56th HALL OF FAME GAME, JULY 29, 2002

Photo courtesy of the National Baseball Hall of Fame



Home Run Derby winner Greg Norton poses with Hall President Dale Petroskey and Chairman Jane Forbes Clark

Offensive Records Fall as Rockies Top Sox, 18-10

The Colorado Rockies made their lone appearance in the Hall of Fame Game in 2002, pounding out a record 24 hits en route to an 18-10 win over the Chicago White Sox. Chicago's 2 runs in the bottom of the sixth inning put the Sox out in front, 6-5. From there, a 7-spot by the Rockies in the top of the seventh broke open a tight game, while 6 more runs in the top of the ninth made the game the highest scoring contest in Hall of Fame Game history. MVP Mark Little became the first player in Game history to record 5 hits, going 5-for-6 with 4 RBI. Ben Petrick also drove in 4 runs and Bryan Peck collected 4 hits. Greg Norton won the pre-game Home Run derby, belting 4 long balls.

TEAM	1	2	3	4	5	6	7	8	9	R	H	E
Colorado	0	1	0	3	1	0	7	0	6	18	24	2
Chicago	0	2	0	0	2	2	2	2	0	10	11	2

ATTENDANCE: 9,781 (sellout) TIME OF GAME: 2:51

GAME TIME TEMP: 92 degrees, partly cloudy

FIRST PITCH: 2:08 PM

MVP: Mark Little, Colorado Rockies

HOME RUN DERBY WINNER: Greg Norton of the Rockies (4 total)

INDIVIDUAL WINNING / LOSING STREAKS

Consecutive Winning Starts

7	Jorge De La Rosa, June 21-July 30, 2009
7	Ubaldo Jimenez, May 15-June 17, 2010
6	Aaron Cook, April 13-May 9, 2008
5	Bill Swift, June 21-July 20, 1995
5	Pedro Astacio, Aug. 28-Sept. 19, 1997
5	Brian Bohanon, April 8-May 3, 1999
5	Jason Jennings, Aug. 1-23, 2002
5	Aaron Cook, June 6-28, 2009

Consecutive Winning Decisions

9	Julian Tavarez, May 16-Sept. 5, 2000
9	Ubaldo Jimenez, May 15-July 8, 2010
8	Jeff Francis, June 14-Aug. 8, 2007
8	M. DeJean, May 12, 1997-June 28, 1998
7	Bill Swift, June 21-Sept. 20, 1995
7	Jason Jennings, April 28-June 11, 2002
7	Jorge De La Rosa, June 21-July 30, 2009
7	Aaron Cook, June 6-July 26, 2009

Consecutive Losing Decisions

12	J. Jimenez, July 1, 2002-July 30, 2003
10	J. Thomson, Aug. 21, 1999-Aug. 8, 2001
10	S. Chacon, June 29, 2003-June 20, 2004
8	Greg W. Harris, June 10-Aug. 7, 1994
8	Darryl Kile, May 15-July 2, 1998
8	J. Thomson, Aug. 28, 1998-May 12, 1999

CONSECUTIVE SAVES

Saves, Consecutive Appearances

9	Darren Holmes, Aug. 8-28, 1993
7	Jose Jimenez, Aug. 1-18, 2002
7	Huston Street, June 8-18, 2009
6	Jay Powell, Aug. 26-Sept. 4, 2001
6	Brian Fuentes, July 28-Aug. 9, 2006
6	Huston Street, July 17-Aug. 2, 2009
6	Rafael Betancourt Aug. 14-25, 2012

Save Opp., Consecutive, Converted

26	Huston Street, June 8 - Sept. 27, 2009
21	Brian Fuentes, July 25, 2005-April 27, 2006
17	Brian Fuentes, July 7-Sept. 25, 2008
17	Jose Jimenez, Sept. 23, 2001-June 1, 2002
16	Manny Corpas, July 7-Sept. 19, 2007
16	Darren Holmes, June 11-Aug. 28, 1993
14	Huston Street, June 4-July 29, 2011
13	Bruce Ruffin, Sept. 8, 1996-May 16, 1997

SHUTOUTS

Complete-Game Shutouts Rockies (26)

Pitcher	Date	Opponent	H	BB	SO
David Nied	June 21, 1994	vs. Houston	4	1	4
Mark Thompson	Aug. 6, 1996	vs. Florida	7	4	4
Roger Bailey	April 16, 1997	at Chicago	5	1	0
Roger Bailey	May 4, 1997	vs. Philadelphia	9	0	3
John Thomson	Aug. 6, 1997	at New York	4	3	2
Darryl Kile	April 30, 1998	at New York	4	5	8
Mark Brownson*	July 21, 1998	at Houston	4	1	7
Brian Bohanon	Aug. 28, 1999 (2)	vs. Philadelphia	4	4	10
Brian Bohanon	Sept. 13, 2000	at San Diego	9	3	3
Mike Hampton	May 9, 2001	vs. New York	7	3	5
Pedro Astacio	July 5, 2001	at San Diego	3	2	7
Jason Jennings*	Aug. 23, 2001	at New York	5	4	8
John Thomson	Sept. 30, 2001	vs. Milwaukee	5	3	9
Sunny Kim	Sept. 24, 2005	vs. San Fran.	3	1	3
Jason Jennings	May 6, 2006	vs. Houston	7	1	9
Jason Jennings	May 29, 2006	at San Diego	2	3	7
Josh Fogg	June 30, 2006	at Seattle	2	1	1
Jeff Francis	July 24, 2006	vs. St. Louis	2	0	8
Jeff Francis	Aug. 29, 2007	at San Francisco	6	1	3
Aaron Cook	July 1, 2008	vs. San Diego	5	0	4
Aaron Cook	May 21, 2009	at Atlanta	4	1	3
Jason Marquis	June 30, 2009	Los Angeles-NL	2	0	3
Ubaldo Jimenez	April 17, 2010	at Atlanta	0	6	7
Ubaldo Jimenez	May 31, 2010	at San Francisco	4	2	9
Jhoulys Chacin	April 15, 2011	vs. Chicago-NL	6	2	7
Ubaldo Jimenez	June 1, 2011	at Los Angeles-NL	4	0	7

*—Major League debut

—Purple Bold Indicates at Coors Field

Complete-Game Shutouts Opponents (49)

Pitcher	Date	Opponent	H	BB	SO
Dwight Gooden	April 5, 1993	at New York	4	1	4
Andy Benes	May 17, 1993	at San Diego	3	2	7
Orel Hershiser	May 21, 1993	at Los Angeles	5	0	7
Ramon Martinez	May 23, 1993	at Los Angeles	3	3	8
Doug Drabek	May 27, 1993	at Houston	7	1	3
Terry Mulholland	May 29, 1993	vs. Philadelphia	6	1	2
Tom Glavine	July 1, 1993	at Atlanta	4	0	2
Mike Morgan	July 15, 1993	at Chicago	5	0	5
Pete Harnisch	Aug. 14, 1993	at Houston	3	2	12
Pedro Astacio	Sept. 18, 1993	vs. Los Angeles	7	1	6
Jose Rijo	Sept. 25, 1993	vs. Cincinnati	1	0	8
Andy Benes	May 6, 1994	at San Diego	4	1	10
Patt Rapp	July 22, 1994	vs. Florida	3	3	8
Greg Maddux	Aug. 11, 1994	vs. Atlanta	3	0	4
Tom Glavine	June 16, 1995	vs. Atlanta	6	1	4
Joey Hamilton	June 24, 1995	at San Diego	4	2	5
Hideo Nomo	June 29, 1995	at Los Angeles	6	1	13
Paul Wagner	Aug. 29, 1995	at Pittsburgh	1	3	11
Frank Castillo	Sept. 4, 1995	at Chicago	5	0	3
Pat Rapp	Sept. 17, 1995	vs. Florida	1	1	7
Al Leiter	May 11, 1996	at Florida	0	2	6
Hideo Nomo	Sept. 17, 1996	vs. Los Angeles	0	4	8
Tom Glavine	April 18, 1997	vs. Atlanta	8	1	6
Pedro Martinez	July 29, 1997	vs. Montreal	5	1	13
Dave Mlicki	June 18, 1998	vs. Los Angeles	7	2	4
Curt Schilling	May 29, 1999	at Philadelphia	4	1	9
Andy Ashby	July 4, 1999	vs. San Diego	6	0	6
Randy Johnson	April 20, 2000	at Arizona	4	3	8
Shawn Estes	May 6, 2000	at San Fran.	9	3	6
Russ Ortiz	July 18, 2001	at San Fran.	5	1	3
Roy Halladay	June 7, 2002	at Toronto	2	0	4
Odalis Perez	June 25, 2002	at Los Angeles	1	1	6
Livan Hernandez	July 12, 2002	at San Fran.	4	4	8
Jeff Suppan	June 29, 2003	at Pittsburgh	4	2	6
Steve Trachsel	Aug. 18, 2003	at New York-NL	1	0	3
Randy Johnson	Sept. 14, 2003	at Arizona	1	1	12
Carlos Zambrano	May 7, 2004	at Chicago-NL	2	0	5
Tom Glavine	May 23, 2004	at New York-NL	1	1	8
Jeff Weaver	Sept. 12, 2005	at Los Angeles	3	1	9
Tom Glavine	Sept. 29, 2005	at New York-NL	2	2	11
Tim Hudson	May 1, 2006	at Atlanta	1	3	5
Andy Pettitte	May 14, 2006	at Houston	3	1	7
Dustin McGowan	June 24, 2007	at Toronto	1	1	7
Roy Oswalt	Sept. 6, 2008	vs. Houston	1	2	6
J.A. Happ	Aug. 5, 2009	at Philadelphia	4	2	10
Johan Santana	Aug. 12, 2010	at New York-NL	4	2	10
Ted Lilly	Aug. 19, 2010	at Los Angeles	2	2	11
Barry Zito	April 9, 2012	vs. San Francisco	0	4	4
Kevin Millwood	May 18, 2012	vs. Seattle	2	1	7



Ubaldo Jimenez

Combined Shutouts Rockies (80)

Date	Opp.	Pitchers
April 14, 1994	at PHI	Nied, Ruffin, Holmes
May 8, 1994	at SD	Nied, M. Muñoz, S. Reed
May 15, 1994	at HOU	Reynoso, S. Reed, Ruffin
Aug. 10, 1994	vs. ATL(6)	Ritz, S. Reed
Aug. 30, 1995	at Pit	Rekar, S. Reed
June 1, 1996	at Pit	Ritz, S. Reed, Painter, Ruffin
June 12, 1996	vs. Hou	Freeman, Holmes, Hawblitzel
July 7, 1996	at LA	Ritz, Leskanic, Ruffin
July 27, 1997	vs. CHI	Thomson, Holmes
Sept. 14, 1997	at ATL	Astacio, Dipoto
April 1, 1998	at ARI	Thomson, McElroy
Sept. 12, 1998	at SD	Astacio, McElroy, Dipoto
Sept. 20, 1998	at SD (11)	Kile, Veres
May 30, 1999	at PHI	Kile, DeJean, Veres
June 24, 2000	at ARI	Yoshii, G. White, Myers, Jimenez
April 2, 2001	vs. STL	Hampton, Jimenez
April 18, 2001	at SD	Hampton, K. Davis
April 19, 2001	at SD	Neagle, Wasdin, G. White, Jimenez
Oct. 5, 2001	at SD	Jennings, Speier, J. Powell, Jimenez
April 30, 2002	vs. PIT	Hampton, R. White, M. James
May 1, 2002	vs. PIT	Neagle, Jimenez
May 8, 2002	at MON	Chacon, Nichting, Mercker, R. White
July 15, 2002	at SD	Stark, Speier, T. Jones
Aug. 1, 2002	at PIT	Jennings, Speier, Jimenez
Aug. 9, 2002	vs. CHI	Neagle, T. Jones, Jimenez
Aug. 12, 2002	at FLA	Jennings, Speier, T. Jones, Jimenez
Sept. 24, 2002	at LA	Stark, T. Jones, Jimenez
April 20, 2003	vs. SD	Chacon, Fuentes, Jimenez
May 18, 2003	vs. MON	Chacon, Fuentes, Speier, Lopez, Reed, Jimenez
May 28, 2003	vs. LA	Chacon, Darenbourg
June 10, 2003	at MIN	Jennings, Fuentes
May 5, 2004	at MON	Kennedy, Hanikkala, Fuentes, Nuñez, Chacon
June 24, 2004	at MIL	Cook, Chacon
June 10, 2005	vs. DET	Wright, Witasick, Fuentes
June 30, 2005	at STL	Francis, Miceli, Witasick, Cortes
July 9, 2005	vs. SD	Jennings, Witasick, Fuentes
May 3, 2006	vs. CIN	Francis, Mesa, Fuentes
June 19, 2006	vs. OAK	B. Kim, Ramirez, Mesa, King
June 20, 2006	vs. OAK	Jennings, Martin, Fuentes
June 25, 2006	vs. TEX	B. Kim, Mesa, Fuentes
May 23, 2007	at ARI	Francis, Corpas, Fuentes
June 30, 2007	at HOU	Francis, Hawkins, Affeldt
Aug. 15, 2007	at SD	U. Jimenez, Hawkins, Julio, Corpas
Sept. 12, 2007	at PHI	Bautista, Redman, Morillo, Newman
Sept. 16, 2007	vs. FLA	Morales, Julio, Fuentes, Corpas
Sept. 26, 2007	at LA	Fogg, Affeldt, Fuentes, Corpas
June 3, 2008	at LA	Francis, Buchholz, Fuentes
June 11, 2008	vs. SF	Jimenez, Buchholz, Fuentes
June 14, 2008	at CWS	De La Rosa, Grilli, Buchholz, Fuentes
July 27, 2008	at CIN	Jimenez, Speier, Vizcaino, Wells
Sept. 1, 2008	vs. SF	De La Rosa, Corpas, Fuentes
Sept. 14, 2008	vs. LA	Cook, Fuentes, Corpas
Sept. 17, 2008	vs. SD	Hernandez, Rusch, Speier, Corpas, Fuentes
April 7, 2009	at ARI	Jimenez, Corpas, Street
May 29, 2009	vs. SD	Marquis, Street
July 3, 2009	vs. ARI	De La Rosa, Peralta, Street
July 6, 2009	vs. WAS	Marquis, Street
Aug. 12, 2009	vs. PIT	Jimenez, Morales
April 9, 2010	vs. SD	De La Rosa, Betancourt, Rogers
April 22, 2010	at WAS	Jimenez, Beimel, Morales
May 8, 2010	at LAD	Chacin, Flores, Beimel
May 20, 2010	at HOU	Jimenez, Belisle, Corpas
May 22, 2010	at KC	Francis, Beimel, Belisle, Corpas
June 12, 2010	vs. HOU	Hammel, Corpas
June 18, 2010	vs. MIL	Hammel, Beimel, Betancourt, Corpas
July 18, 2010	at CIN	Cook, Beimel, Betancourt, Street
July 20, 2010	at FLA	Francis, Chacin, Flores
Aug. 22, 2010	at ARI	Chacin, Beimel, Street
April 5, 2011	vs. LAD	Chacin, Betancourt, Street
June 6, 2011	at SD	Mortensen, Brothers, Belisle, Betancourt, Reynolds, Street
July 1, 2011	vs. KC	Nicasio, Escalona
July 15, 2011	vs. MIL	Nicasio, Lindstrom, Street
Sept. 2, 2011	at SD	Millwood, Brothers, Betancourt
June 4, 2012	at ARI	Friedrich, Belisle, Ottavino
Aug. 6, 2012	at LAD	Pomeranz, Ottavino, Belisle, Betancourt
Aug. 10, 2012	at SF	Chatwood, Ottavino, Belisle, Betancourt
Aug. 23, 2012	at NYM	Chatwood, Ottavino, Brothers, Harris, Belisle
Aug. 27, 2012	vs. LAD	Francis, Roenicke, Brothers, Belisle
Sept. 4, 2012	at ATL	Pomeranz, Torres, Brothers, Belisle
Sept. 26, 2012	vs. CHC	Pomeranz, White, Scahill

Combined Shutouts Opponents (100)

Date	Opp.	Pitchers
April 20, 1993	at STL	Arocha, Olivares
June 27, 1993	at SF	Swift, M. Jackson
June 15, 1994	at Atl	Smoltz, Stanton, Bedrosian
May 15, 1995	at Atl	Mercker, Borbon, Wohlers
May 19, 1995	at Cin	Schourek, Brantley
June 10, 1995	at Chi	M. Morgan, R. Myers
Aug. 14, 1995	at Cin	Burba, M. Jackson, Brantley

Sept. 23, 1995	at SF	Brewington, Service, Barton, Beck
July 21, 1996	at SD	Tewksbury, Hoffman
Aug. 13, 1996	at Fla	A. Leiter, J. Powell, Nen
Date	Opp.	Pitchers
May 24, 1997	vs. HOU	Kile, R. Springer, B. Wagner
June 25, 1997	at LA	Valdes, Radinsky, Dreifort, D. Hall
July 4, 1997	at SF	Estes, Beck
July 6, 1997	at SF	Gardner, Johnstone, Poole, D. Henry
July 19, 1997(1)	at CHI	Trachsel, Wendell
Aug. 12, 1997	vs. PHI	Beech, Brewer, Spradlin
May 9, 1998	at MON	T. Moore, M. Maddux, Urbina
May 12, 1998	at PIT	Loaiza, Rincon
May 21, 1998	at ATL	Neagle, D. Martinez, Ligtenberg
June 5, 1998	at ANA	Dickson, Cadaret, Delucia, Percival
Sept. 16, 1998	at LA	Bohanon, Shaw
April 10, 1999	at LA	K. Brown, Shaw
April 3, 2000	at ATL	Maddux, Remlinger
May 5, 2000	at SF	Nathan, Johnstone, Embree
June 23, 2000	at ARI	B. Anderson, Kim
July 4, 2000 (N)	at SF	Gardner, F. Rodriguez, Nen
July 28, 2000	at MIL	Jamey Wright, R. King, Weathers
July 31, 2000	at CHI	Tapani, Heredia, Rain, Aguilera
May 19, 2001	at FLA	Penny, Almanza, Alfonseca
April 5, 2002	at LA	Ashby, Daal
Aug. 14, 2002	at FLA	Penny, Lloyd
Aug. 30, 2002	at SD	Tomko, Hoffman
Aug. 31, 2002	at SD	Condrey, Villafuerte, Hoffman
June 1, 2003	at SF	Rueter, Nathan, Eyre, Rodriguez
July 18, 2003	at SF	Brower, Christiansen, Nathan, Rodriguez
July 24, 2003	at LA (11)	Brown, Gagne, Quantrill, Martin, Shuey
Aug. 2, 2003	at PIT	Meadows, Boehringer, Lincoln
Aug. 15, 2003	at NYM	Glavine, Roberts, Stanton
Aug. 30, 2003	at LA	Ishii, Mota, Martin, Shuey
Aug. 31, 2003	at LA	Od. Perez, Martin, Gagne
Sept. 18, 2003	vs. HOU	W. Miller, Dotel, Galo
Sept. 26, 2003	at SD	Eaton, Linebrink, Matthews, Witasick, Villafuerte
June 17, 2004	vs. BOS	D. Lowe, Williamson, Dinardo
July 17, 2004	vs. SF	Schmidt, Brower, Eyre
Aug. 15, 2004	at PIT	Fogg, Gonzalez, Torres, Mesa
Aug. 27, 2004	at FLA	Valdez, Perisho, Mota, Benitez
April 11, 2005	at ARI	Halsey, Bruney, Koplove, Lyon
May 6, 2005	at FLA	Willis, Bump, Moehler
June 20, 2005	at HOU	Pettitte, Franco, Qualls
July 1, 2005	at STL	Carpenter, King, Tavarez
July 19, 2005	at WAS	Patterson, Stanton, Cordero
July 24, 2005	at PIT	Redman, Mesa
Aug. 13, 2005	vs. WAS	Armas, Stanton, Carrasco, Eischen
Aug. 17, 2005	vs. MIL	Capuano, Eveland, Capellan, Tumbow
April 16, 2006	vs. PHI	Myers, Rhodes, Gordon
May 26, 2006	at SF	Schmidt, Kline, Wilson
May 30, 2006	at SD	C. Young, Hoffman
June 3, 2006	vs. FLA	Nolasco, Tankersley
June 9, 2006	vs. LA	Penny, Saito
June 25, 2006	vs. STL	Carpenter, Flores, Isringhausen
Aug. 1, 2006	vs. MIL	Bush, Shouse, Wise, Cordero
Aug. 20, 2006	vs. NYM	O. Hernandez, Bradford, Heilman, Wagner
Sept. 6, 2006	at SD (11)	Hensley, Linebrink, Hoffman, Embree, Meredith
Sept. 14, 2006	at SF	Cain, Chulk
April 11, 2007	at LA	Penny, Broxton, Saito
April 16, 2007	vs. SF	Zito, Chulk, Correia, Kline
May 15, 2007	vs. ARI	R. Johnson, Pena, Valverde
July 1, 2007	at HOU	W. Rodriguez, Miller, Moehler
July 21, 2007	at WAS	Bacsik, Ayala, Rivera, Cordero
July 22, 2007	at WAS	Redding, Booker, Rauch, Cordero
Aug. 14, 2007	at SD	Maddux, Meredith, Thatcher, Brocail
April 3, 2008	at STL	Thompson, Villone, Reyes Isringhausen
April 15, 2008	at SD	Wolf, Cameron
April 28, 2008	at SF	Cain, Chulk, Walker, Wilson
July 12, 2008	at NYM	Martinez, Muniz, Heilman, Schoeneweis, Wagner
July 13, 2008	at NYM	Pelfrey, Smith
April 13, 2009	at CHC	Lilly, Guzman, Heilman, Gregg
April 22, 2009	at ARI	Haren, Pena, Qualls
May 3, 2009	at SF	Zito, Valdez, Wilson, Medders
July 1, 2009	at LAD	Kershaw, Belisario, Troncoso, Broxton
July 28, 2009	at NYM	Pelfrey, Feliciano, Green
July 30, 2009 (1)	at NYM	Santana, Parnell, Redding
Aug. 28, 2009	at SF	Lincecum, Wilson
Oct. 3, 2009	at LAD	Kershaw, Kuo, Sherrill, Broxton
April 15, 2010	vs. NYM	Pelfrey, Feliciano, Rodriguez
May 9, 2010	at LAD	Kershaw, Broxton
July 23, 2010	at PHI	Halladay, Romero
Aug. 3, 2010	vs. SF	Sanchez, Ramirez, Lopez, Ray, Casilla
Aug. 10, 2010	at NYM	Pelfrey, Takahashi, Rodriguez
Aug. 17, 2010	at LAD	Kershaw, Jansen, Sherill, Broxton
Oct. 1, 2010	at STL	Westbrook, Miller, Franklin
Oct. 2, 2010	at STL	Lohse, McClellan, Miller, Boggs, Motte
April 29, 2011	vs. PIT	Correia, Veras, Resop, Hanrahan
May 8, 2011	at SF	Vogelsong, Lopez, Wilson
June 7, 2011	at SD	Stauffer, Bell
July 10, 2011	at WAS	Zimmermann, Matheus, Clippard, Storen
July 24, 2011	at ARI	Owings, Duke
August 2, 2011	vs. PHI	Kendrick, Herndon
Sept. 21, 2011	vs. SD	Bass, Friar, Gregerson, Qualls, Thatcher, Bell
Sept. 27, 2011	at SF	Bumgarner, Ramirez, Zito
June 5, 2012	at ARI	Kennedy, Collmenter, Zagurski
June 17, 2012	at DET	Scherzer, Villareal
July 1, 2012	vs. SD	Wells, Gregerson, Street
July 27, 2012	vs. CIN	Arroyo, Simon, Chapman
August 26, 2012	at CHC	Volstad, Corpas, Camp
Sept. 5, 2012	at ATL	Minor, O'Flaherty, Kimbrel
Sept. 6, 2012	at ATL	Hudson, Moylan, O'Flaherty, Kimbrel
Sept. 28, 2012	at LAD	Kershaw, Wall
Sept. 29, 2012	at LAD	Blanton, Belisario, Jansen, League

Purple Bold indicates at Coors Field

LOW-HIT GAMES

Rockies

Hits	Date	Opponent	Result	Pitchers	First hit
0	April 17, 2010	at Atlanta	W, 4-0	Jimenez	—
1	June 20, 2006	vs. Oakland	W, 6-0	Jennings, Martin (8), Fuentes (9)	Kendall, 1B, 1st
2	April 14, 1994	at Philadelphia	W, 5-0	Nied, Ruffin (8), Holmes (9)	Dykstra, 2B, 5th
2	Sept. 22, 1995	at San Francisco	W, 6-1	Ritz, Bailey (7), Leskanic (8)	M. Williams, 2B, 2nd
2	May 24, 1998	at Cincinnati	W, 3-1	Jones, McElroy (8), Dipoto (9)	Nunnally, 2B 4th
2	Sept. 10, 1998	Florida	W, 3-1	Kile	L. Castillo, 1B, 3rd
2	May 20, 2000	at Philadelphia	W, 4-3	Jarvis, Tavarez (7), De Jean (8), Myers (9), Jimenez (9)	Glanville, HR, 6th
2	Aug. 1, 2000	at Chicago-NL	W, 2-1	Astacio, White (8)	E. Young, 2B, 1st
2	May 2, 2002	Pittsburgh	W, 7-2	Thomson, Mercker (8), Reyes (9)	A. Rios, 1B, 7th
2	Aug. 1, 2002	at Pittsburgh	W, 3-0	Jennings, Speier (8), Jimenez (9)	Mackowiak, 1B, 7th
2	Sept. 27, 2003	at San Diego	W, 10-2	Stark, Cook (7), J. Young (8), Tsao (9)	Burroughs, 1B, 3rd
2	April 22, 2004	Los Angeles	W, 7-1 (6)	Estes	LoDuca, 1B, 4th
2	May 29, 2006	at San Diego	W, 5-0	Jennings	Bellhorn, 1B, 2nd
2	June 30, 2006	at Seattle	W, 2-0	Fogg	Beltre, 1B, 1st
2	July 24, 2006	vs. St. Louis	W, 7-0	Francis	Y. Molina, 1B, 6th
2	July 26, 2008	at Cincinnati	W, 5-1	De La Rosa, Corpas (7, 8), Buchholz (9)	Griffey, HR, 4th
2	July 30, 2009	at Los Angeles	W, 3-0	Marquis	Loney, 1B, 2nd
2	April 9, 2010	vs. San Diego	W, 7-0	De La Rosa, Betancourt (8), Rogers (9)	Headley, 1B, 4th
2	May 22, 2011	at Milwaukee	L, 3-1	Jimenez	Braun, 3B, 3rd
3	June 8, 1993	Florida	W, 3-2	Leskanic, Fredrickson (7), Reed (8), Holmes (9)	Rapp, 1B, 3rd
3	June 10, 1995	at Chicago-NL	L, 0-3	Acevedo, Reed (8)	Pratt, 1B, 6th
3	June 27, 1995	at San Francisco	W, 5-1	Swift, Reed (8)	G. Hill, 1B 1st
3	April 7, 1997	Cincinnati	W, 13-2	Swift, Holmes (7)	Sierra, HR 5th
3	April 1, 1998	at Arizona	W, 6-0	Thomson, McElroy (9)	Lee, 1B, 1st
3	July 17, 1999	at Cincinnati	L, 2-3	Bohanon, Leskanic (8), Dipoto (9)	S. Casey, 1B, 4th
3	July 22, 1999	at Los Angeles	W, 4-1	Jones, Dipoto (6), De Jean (8), Veres (9)	A. Pena, HR, 3rd
3	Aug. 10, 1999	at Milwaukee	L, 1-2	Astacio, Veres (10)	R. Becker, 1B, 7th
3	May 8, 2000	at Houston	W, 3-1	Astacio	Hidalgo, HR 5th
3	Aug. 29, 2000	at Philadelphia	W, 2-1	Rose, De Jean (7), Myers (7), Jimenez (7)	Abreu, 2B, 1st
3	April 22, 2001	at Arizona	W, 2-1	Astacio, Myers (9), Jimenez (9)	S. Finley, 1B, 2nd
3	June 3, 2001	San Francisco	W, 11-2	Astacio	J. Kent, 1B, 7th
3	June 14, 2001	Seattle	W, 8-2	Chacon, Acevedo (8), Dingman (9)	M. Cameron, 3b, 4th
3	July 5, 2001	at San Diego	W, 4-0	Astacio	D. Jackson, 2B, 4th
3	Sept. 22, 2001	at Montreal	L, 1-3	Elarton, Myers (8), Powell (8)	Schneider, HR, 5th
3	April 30, 2002	Pittsburgh	W, 10-0	Hampton, White (8), James (9)	A. Nunez, 1B, 1st
3	May 1, 2002	at Pittsburgh	W, 6-0	Neagle, Jimenez (9)	Giles, 1B, 1st
3	July 15, 2002	at San Diego	W, 5-0	Stark, Speier (7), Jones (8)	R. Vazquez, 2B, 6th
3	Aug. 3, 2002	at Chicago	W, 2-1	Neagle, Speier (7), Jones (8), Jimenez (9)	C. Patterson, 1B, 1st
3	Aug. 14, 2002	at Florida	L, 0-1	Neagle, Speier (8), Santos (9)	L. Castillo, 1B, 6th
3	Sept. 12, 2002	Los Angeles	W, 7-1	Stark, Lowe (8), Fuentes (8)	Roberts, 1B, 1st
3	Sept. 24, 2002	at Los Angeles	W, 1-0	Stark, T. Jones (8), Jimenez (9)	Jordan, 1B, 1st
3	April 4, 2003	Arizona	W, 2-1	Chacon, T. Jones (8), Jimenez (9)	Moeller, 2B, 6th
3	June 10, 2003	at Minnesota	W, 5-0	Jennings, Fuentes (8)	Morneau, 1B, 2nd
3	Aug. 2, 2003	at Pittsburgh	L, 0-1	Jennings, Fuentes (8)	J. Hernandez, 2B, 2nd
3	April 6, 2004	at Arizona	W, 6-2	Estes, Fuentes (8), Chacon (9)	L. Gonzalez, HR, 1st
3	July 17, 2004	San Francisco	L, 0-4	Cook, Lopez (8), Simpson (8), Dohmann (9)	Tucker, 2B, 4th
3	Sept. 29, 2004	at Los Angeles	W, 4-1	Francis, Simpson (7), Fuentes (8), Tsao (9)	O. Perez, 1B, 3rd
3	Sept. 24, 2005	San Francisco	W, 6-0	S. Kim	Feliz, 2B, 3rd
3	Sept. 17, 2006	at Arizona	W, 6-1	Francis, Fuentes (9)	Byrnes, 2B, 2nd
3	Aug. 15, 2007	at San Diego	W, 3-0	U. Jimenez, Hawkins (7), Julio (8), Corpas (9)	Blum, 1B, 1st
3	Aug. 31, 2007	at Arizona	W, 7-3	U. Jimenez, Hawkins (6), Fuentes (7), Herges (8), Corpas (9)	Drew, 1B, 2nd
3	April 7, 2008	vs. Atlanta	W, 2-1	Cook, Herges (8), Corpas (9)	Escobar, 1B, 1st
3	April 16, 2008	at San Diego	W, 10-2	Redman, Herges (6, 7), Buchholz (7), Fuentes (8), Corpas (9)	Hairston, 1B, 3rd
3	June 14, 2008	at Chicago-AL	W, 2-0	De La Rosa, Grilli (6, 7), Buchholz (7, 8), Fuentes (9)	Anderson, 1B, 3rd
3	June 22, 2009	at LA Angels	W, 11-1	Cook, Rincon (8), Daley (9)	Hunter, 2B, 1st
3	July 17, 2009	at San Diego	W, 5-3	Jimenez, Morales (8), Street (9)	Venable, 1B, 2nd
3	Aug. 13, 2009	vs. Pittsburgh	W, 10-1	Marquis, Betancourt (8), Eaton (9)	Pearce, 1B, 2nd
3	May 9, 2010	at Los Angeles	L, 2-0	Jimenez, Daley (8)	DeWitt, 2B, 3rd
3	May 20, 2010	at Houston	W, 4-0	Jimenez, Belisle (8), Corpas (9)	Quintero, 1B, 3rd
3	July 20, 2010	at Florida	W, 10-0	Francis, Chacin (7), Flores (9)	Cantu, 1B, 5th
3	Aug. 11, 2010	at New York-NL	W, 6-2	Francis, Belisle (7), Betancourt (8), Street (9)	Reyes, 1B, 1st
3	Aug. 22, 2010	at Arizona	W, 1-0	Chacin, Beigel (8), Street (9)	Johnson, 1B, 1st
3	Sept. 24, 2010	vs. San Francisco	L, 2-1	Chacin, Reynolds (8, 9), Betancourt (9)	Guillen, 1B, 5th
3	April 24, 2011	at Florida	L, 6-3	Jimenez, Mortensen (6, 7), M. Reynolds (8), Belisle (8)	Infante, 3B, 5th
3	June 3, 2012	vs. Los Angeles	W, 3-2	White, Brothers (7), Belisle (7,8), Betancourt (9)	Harrison Jr., 1B, 4th
3	August 10, 2012	at San Francisco	W, 3-0	Chatwood, Ottavino (6,7), Belisle (8), Betancourt (9)	Crawford, 1B, 3rd

Record Book

Opponents

Hits	Date	Opponent	Result	Pitchers	First hit
0	May 11, 1996	at Florida	L, 0-11	A. Leiter	—
0	Sept. 17, 1996	Los Angeles	L, 0-9	Nomo	—
1	Sept. 25, 1993	Cincinnati	L, 0-6	Rijo	Hayes, 2B, 2nd
1	July 9, 1994	at Florida	L, 2-4	P. Rapp, J. Johnstone (7), Nen (9)	Kingery, HR, 7th
1	Aug. 29, 1995	at Pittsburgh	L, 0-4	P. Wagner	Galarraga, 1B, 9th
1	Sept. 17, 1995	Florida	L, 0-17	P. Rapp	Bichette, 1B, 4th
1	July 4, 1997	at San Francisco	L, 0-4	Estes, R. Beck (9)	McCracken, 1B, 1st
1	July 19, 2000	at Los Angeles	L, 1-9	K. Brown, Fetters (9)	Walker, 1B, 1st
1	April 5, 2002	at Los Angeles	L, 1-9	A. Ashby, Daal (8)	Zeile, 1B, 5th
1	June 25, 2002	at Los Angeles	L, 0-4	O. Perez	Estalella, 1B, 6th
1	Aug. 18, 2003	at New York-NL	L, 0-8	Trachsel	Tsao, 2B, 6th
1	Sept. 14, 2003	at Arizona	L, 0-5	R. Johnson	Reyes, 1B, 5th
1	May 23, 2004	at New York-NL	L, 0-4	Glavine	Pellow, 2B, 8th
1	May 1, 2006	at Atlanta	L, 0-2	Hudson	Jennings, 1B, 3rd
1	June 24, 2007	at Toronto	L, 0-5	McGowan	Baker, 1B, 9th
1	July 12, 2008	at New York-NL	L, 0-3	Martinez, Muniz (5, 6), Heilman (7), Schoeneweis (8), Wagner (9)	Hawpe, 1B, 4th
1	Sept. 6, 2008	vs. Houston	L, 0-2	Oswalt	Hawpe, 1B, 5th
1	April 13, 2009	at Chicago-NL	L, 0-4	Lilly, Guzman (7), Heilman (8), Gregg (9)	Atkins, 1B, 7th
1	April 22, 2009	at Florida	L, 1-4	Sanchez	Fowler, 1B, 9th
1	Sept. 19, 2011	vs. San Diego	L, 2-8	Luebke (7), Frieri (8, 9)	Ellis, HR, 6th

COMPLETE GAMES, ROCKIES (103)

Date	Pitcher	Opp.	Result	Date	Pitcher	Opp.	Result
April 15, 1993	Nied	NYM	W, 5-3	Sept. 5, 2000	Tavarez	CHC	W, 10-2
April 27, 1993	B. Henry	CHC	W, 11-2	Sept. 13, 2000	Bohanon	at SD	W, 11-0
April 30, 1993	Reynoso	at FLA	W, 6-2	Sept. 23, 2000	Wasdin	FLA	L, 1-3(7)
May 10, 1993	Reynoso	SF	W, 7-4	May 9, 2001	Hampton	NYM	W, 6-0
May 31, 1993	Reynoso	PIT	W, 6-2	May 18, 2001	Astacio	at FLA	L, 1-2
June 26, 1993	Reynoso	at SF	W, 5-1	June 3, 2001	Astacio	SF	W, 11-2
Aug. 10, 1993	Bottenfield	at LA	W, 4-2	July 5, 2001	Astacio	at SD	W, 4-0
Aug. 12, 1993	Blair	at LA	W, 4-1	July 17, 2001	Astacio	at OAK	L, 2-3
Aug. 29, 1993	Painter	at NYM	W, 6-1	July 23, 2001	Hampton	SF	W, 8-2
April 23, 1994	G.W. Harris	CHC	W, 8-2	Aug. 23, 2001	Jennings	at NYM	W, 10-0
May 3, 1994	Reynoso	STL	W, 10-1	Sept. 30, 2001	Thomson	MIL	W, 10-0
June 21, 1994	Nied	HOU	W, 8-0	Aug. 30, 2002	Neagle	at SD	L, 0-2
July 7, 1994	Nied	at FLA	W, 2-1	April 18, 2003	Cook	SD	W, 12-1
July 24, 1995	Rekar	at PHI	W, 11-3	May 21, 2003	Jennings	at LA	L, 2-3
May 5, 1996	Ritz	FLA	W, 5-4	Aug. 31, 2003	Oliver	at LA	L, 0-3
May 19, 1996	M. Thompson	STL	W, 10-3	April 22, 2004	Estes	LA	W, 7-1(6)
June 27, 1996	Ritz	LA	W, 13-1	Aug. 1, 2004	Cook	ARI	W, 10-2
Aug. 6, 1996	M. Thompson	FLA	W, 11-0	Oct. 1, 2004	Kennedy	at HOU	L, 2-4
Aug. 24, 1996	M. Thompson	PIT	W, 9-3	April 22, 2005	Jennings	LA	W, 9-1
April 16, 1997	R. Bailey	at CHC	W, 4-0	Sept. 11, 2005	Cook	ARI	W, 7-2
April 22, 1997	R. Bailey	FLA	W, 13-4	Sept. 24, 2005	S. Kim	SF	W, 6-0
May 4, 1997	R. Bailey	PHI	W, 9-0	Oct. 2, 2005	Cook	at NYM	W, 11-3
May 9, 1997	R. Bailey	at PHI	L, 1-3	May 6, 2006	Jennings	vs. HOU	W, 5-0
June 1, 1997	Thomson	at FLA	W, 9-2	May 29, 2006	Jennings	at SD	W, 5-0
June 14, 1997	R. Bailey	at OAK	W, 7-1	June 30, 2006	Fogg	at SEA	W, 2-0
June 28, 1997	Ritz	SF	W, 9-2	July 24, 2006	Francis	vs. STL	W, 7-0
July 24, 1997	Jam. Wright	CHC	W, 7-1	July 25, 2006	Jennings	vs. STL	L, 0-1
Aug. 6, 1997	Thomson	at NYM	W, 4-0	May 26, 2007	Cook	at SF	W, 6-1
April 30, 1998	Kile	at NYM	W, 4-0	June 10, 2007	Hirsh	at BAL	W, 6-1
June 4, 1998	Thomson	ARI	W, 5-2	July 25, 2007	Cook	vs. SD	W, 10-2
June 12, 1998	Kile	at LA	L, 1-2	Aug. 29, 2007	Francis	at SF	W, 8-0
June 21, 1998	B. Jones	LA	W, 11-6	May 25, 2008	Cook	vs. NYM	W, 4-1
July 21, 1998	Brownson	at HOU	W, 5-0	July 1, 2008	Cook	vs. SD	W, 4-0
Aug. 5, 1998	Jam. Wright	at PIT	W, 6-2	July 22, 2008	Jimenez	vs. LAD	W, 10-1
Aug. 6, 1998	Thomson	at PIT	W, 5-1	May 2, 2009	Marquis	at ATL	W, 5-1
Aug. 9, 1998	Kile	NYM	W, 11-4	May 21, 2009	Cook	at LAD	W, 9-0
Sept. 10, 1998	Kile	FLA	W, 3-1	June 12, 2009	Jimenez	vs. SEA	W, 6-4
April 29, 1999	Kile	at STL	W, 6-2	June 30, 2009	Marquis	at LAD	W, 3-0
May 14, 1999	Bohanon	at ARI	W, 4-1	July 1, 2009	Hammel	at LAD	L, 0-1
May 16, 1999	Astacio	at ARI	W, 5-1	*April 17, 2010	Jimenez	at ATL	W, 4-0
May 26, 1999	Astacio	at HOU	L, 2-3	April 24, 2010	Cook	vs. FLA	W, 8-1
June 23, 1999	Astacio	CHC	W, 10-1	May 31, 2010	Jimenez	at SF	W, 4-0
July 6, 1999	Astacio	LA	W, 5-2	June 11, 2010	Jimenez	vs. TOR	W, 5-3
Aug. 5, 1999	Astacio	at CIN	W, 2-1	June 26, 2010	Cook	at LAA	L, 4-2
Aug. 20, 1999	Astacio	at CHC	W, 11-3	Sept. 1, 2010	Jimenez	at SF	L, 2-1
Aug. 28, 1999	Bohanon	PHI (2)	W, 4-0	April 15, 2011	Chacin	vs. CHC	W, 5-0
Sept. 4, 1999	Bohanon	at NYM	L, 2-4	May 18, 2011	De La Rosa	at PHI	L, 2-1
Sept. 19, 1999	Thomson	LA	L, 2-5(7)	May 22, 2011	Jimenez	at MIL	L, 3-1
Sept. 29, 1999	Astacio	at ARI	W, 4-1	June 1, 2011	Jimenez	at LAD	L, 3-0
May 8, 2000	Astacio	at HOU	W, 3-1	Aug. 11, 2011	Chacin	at CIN	L, 2-1
June 20, 2000	Astacio	at CIN	L, 2-3				
Aug. 20, 2000	Astacio	FLA	W, 13-4				
Aug. 27, 2000	Bohanon	at PIT	W, 9-2				

*Purple Bold indicates No-Hitter

NINE INNING INCOMPLETE GAMES, ROCKIES (5)

Pitcher	Date	Opp.	IP	H	R	ER	BB	SO	Result
Pedro Astacio	June 3, 2000	at Milwaukee	9.0	5	1	0	3	7	Colorado lost, 2-1, in 12 innings
Pedro Astacio	Aug. 10, 1999	at Milwaukee	9.0	2	1	0	1	9	Colorado lost, 2-1, in 10 innings
Darryl Kile	Sept. 20, 1998	at San Diego	10.0	3	0	0	2	7	Colorado won, 1-0, in 11 innings
Pedro Astacio	June 14, 1998	at Los Angeles	9.0	3	1	1	1	6	Colorado won, 3-2, in 12 innings
Aaron Cook	April 8, 2007	at San Diego	9.0	5	1	1	0	4	Colorado lost, 2-1 in 10 innings

TOP STRIKEOUT PERFORMANCES

Rockies				Opponents			
K	Pitcher	Date	Opponent	K	Pitcher	Date	Opponent
14	Darryl Kile	Aug. 20, 1998	at Montreal	17	Randy Johnson	April 21, 2002	at Arizona
13	Shawn Chacon	June 7, 2001	Houston	14	A.J. Burnett	Aug. 29, 2004	at Florida
13	Ubaldo Jimenez	May 3, 2010	at San Diego	14	Randy Johnson	April 13, 2001	Arizona
12	John Thomson	Oct. 7, 2001	at San Diego	14	Terry Mulholland	June 4, 1993	at Philadelphia
12	Pedro Astacio	Aug. 1, 2000	at Chicago-NL	13	Mark Prior	Aug. 4, 2002	at Chicago-NL
12	Darryl Kile	Aug. 30, 1998	Chicago-NL	13	Kerry Wood	Aug. 2, 2002	at Chicago-NL
12	Pedro Astacio	Sept. 14, 1997	at Atlanta	13	Oliver Perez	July 7, 2002	San Diego
12	Jorge De La Rosa	May 9, 2009	Florida	13	Pedro Martinez	July 29, 1997	Montreal
12	Jhoulys Chacin	June 27, 2010	at LA Angels	13	Hideo Nomo	June 29, 1995	at Los Angeles
11	Pedro Astacio	May 18, 2001	at Florida	13	Dave Bush	July 10, 2008	at Milwaukee
11	John Wasdin	Sept. 23, 2000	Florida	13	Ricky Nolasco	Aug. 2, 2008	at Florida
11	Pedro Astacio	June 30, 2000	at San Diego	13	Jake Peavy	Aug. 31, 2008	at San Diego
11	Pedro Astacio	May 24, 2000	Chicago-NL				
11	Pedro Astacio	May 13, 2000	San Francisco				
11	Pedro Astacio	Aug. 15, 1999(2)	Montreal				
11	Pedro Astacio	May 5, 1999	at Chicago-NL				
11	John Thomson	June 4, 1998	Arizona				
11	Ubaldo Jimenez	May 10, 2008	at San Diego				
11	Jorge De La Rosa	Aug. 10, 2009	Chicago-NL				

Strikeouts By Reliever

K	Pitcher	Date	Opponent
9	Bruce Ruffin	Sept. 14, 1993(1)	Houston
7	Allan Simpson	Aug. 8, 2004	Cincinnati
6	Esmil Rogers	Sept. 28, 2010	Los Angeles
6	Aquilino Lopez	July 29, 2005	Philadelphia
6	Marcos Carvajal	July 27, 2005	New York-NL
6	Brian Bohanon	May 12, 2000	San Francisco
6	Rigo Beltran	Aug. 26, 1999	at Pittsburgh
6	Bobby Jones	April 19, 1998(2)	Atlanta
6	Bruce Ruffin	July 28, 1993	Atlanta

Strikeouts, Consecutive Starts

K	Pitcher	Dates	Opponents
22	Darryl Kile	Aug. 15-20, 1998	Phil, at Mon
22	Jorge De La Rosa	May 9-15, 2009	Fla, at Pit
21	John Thomson	Sept. 30-Oct. 7, 2001	Milw, at SD
21	Pedro Astacio	May 8-13, 2000	at Hou, SF
21	Pedro Astacio	May 13-19, 2000	SF, at Phil
21	Pedro Astacio	May 19-24, 2000	at Phil, Ch
21	Pedro Astacio	April 30-May 5, 1999	at Pit, at Chi
21	Pedro Astacio	Sept. 14-19, 1997	at Atl, at LA

Rockies Home Run History



30 HOME RUN SEASONS (32)

No.	Player	Year	No.	Player	Year	No.	Player	Year
49	Larry Walker	1997	37	Larry Walker	1997	33	Vinny Castilla	1999
49	Todd Helton	2001	37	Jeromy Burnitz	2004	33	Todd Helton	2003
47	Andres Galarraga	1996	36	Larry Walker	1995	32	Vinny Castilla	1995
46	Vinny Castilla	1998	36	Preston Wilson	2003	32	Ellis Burks	1997
42	Todd Helton	2000	36	Matt Holliday	2007	32	Todd Helton	2004
41	Andres Galarraga	1997	35	Todd Helton	1999	32	Troy Tulowitzki	2009
40	Dante Bichette	1995	35	Vinny Castilla	2004	31	Andres Galarraga	1994
40	Ellis Burks	1996	34	Dante Bichette	1999	31	Andres Galarraga	1995
40	Vinny Castilla	1996	34	Matt Holliday	2006	31	Dante Bichette	1996
40	Vinny Castilla	1997	34	Carlos Gonzalez	2010	30	Todd Helton	2002
38	Larry Walker	2001				30	Troy Tulowitzki	2011

THREE-HOME RUN GAMES

Rockies (13)

Date	Player	Opponent
June 25, 1995	Andres Galarraga	at San Diego
April 5, 1997	Larry Walker	at Montreal
Sept. 22, 1998	Mike Lansing	vs. Arizona
April 28, 1999	Larry Walker	at St. Louis
June 5, 1999	Vinny Castilla	vs. Milwaukee
May 1, 2000	Todd Helton	vs. Montreal
June 28, 2000	Jeff Cirillo	vs. San Fran.
April 15, 2001	Todd Hollandsworth	vs. Arizona
Aug. 17, 2001	Jose Ortiz	vs. Florida
May 29, 2003	Todd Helton	vs. Los Angeles
June 25, 2004 (10)	Larry Walker	at Cleveland
May 19, 2011	Jason Giambi	at Philadelphia
May 30, 2012	Carlos Gonzalez	vs. Houston

Opponents (10)

Date	Player	Opponent
Aug. 15, 1995	Reggie Sanders	at Cincinnati
June 29, 1996	Mike Piazza	vs. Los Angeles
May 19, 1999	Jeffrey Hammonds	vs. Cincinnati
Sept. 9, 2001	Barry Bonds	vs. San Fran.
Oct. 6, 2001	Phil Nevin	at San Diego
Aug. 10, 2002	Sammy Sosa	vs. Chicago-NL
Aug. 27, 2002	Barry Bonds	vs. San Fran.
Sept. 16, 2003	Richard Hidalgo	vs. Houston
Sept. 6, 2009	Chris Young	vs. Arizona
May 12, 2011	Carlos Beltran	vs. New York-NL

Record Book

TOP TEAM HOME RUN GAMES

Rockies

7	April 5, 1997 at Montreal
6	Sept. 17, 1999 vs. Los Angeles
6	Aug. 14, 1999 vs. Montreal
6	June 9, 1999 vs. Seattle
5	Sept. 13, 2004 at Arizona
6	July 4, 2008 vs. Florida
5	Aug. 1, 2004 vs. Arizona
5	April 27, 2004 vs. Florida
5	Oct. 7, 2001 at San Diego
5	Aug. 17, 2001 vs. Florida
5	April 15, 2001 vs. Arizona
5	May 24, 2000 vs. Chicago
5	May 1, 2000 vs. Montreal
5	July 22, 1999 at Los Angeles
5	June 5, 1999 vs. Milwaukee
5	July 20, 1997 at Chicago-NL
5	April 15, 1997 at Chicago-NL
5	June 18, 1996 vs. Montreal
5	May 18, 1996 vs. St. Louis
5	May 4, 1996 vs. Florida
5	July 3, 1995 vs. Houston
5	May 9, 1994 at San Francisco
5	May 27, 2012 at Cincinnati
5	May 30, 2012 vs. Houston

Opponents

7	July 2, 2002 vs. San Francisco
6	Oct. 2, 2004 at Houston
6	Aug. 11, 2004 at Philadelphia
6	Sept. 16, 2003 vs. Houston
6	Aug. 21, 2002 vs. Montreal
6	Aug. 10, 2002 vs. Chicago-NL
6	June 12, 2001 vs. Seattle
6	June 14, 2000 vs. Houston
6	May 19, 1999 vs. Cincinnati
6	Sept. 26, 1997 vs. Los Angeles
6	June 30, 1996 vs. Los Angeles
6	June 29, 1996 vs. Los Angeles
6	May 30, 1993 vs. Philadelphia
6	July 4, 2008 vs. Florida
6	Sept. 18, 2011 vs. San Francisco

ROCKIES THREE HOME RUNS IN AN INNING (23)

No.	Date, Opp.	Inn.	Batters	No.	Date, Opp.	Inn.	Batters
4	6/6/99 vs. MIL	7	Blanco, Perez, Bichette, Echevarria	3	5/29/97 at FLA	6	Walker, Galarraga, Bichette
3	5/3/94 vs. STL	8	Bichette, Burks, Mejia	3	6/7/97 vs. FLA	1	Walker, Galarraga, Bichette
3	6/10/94 at CIN	8	Bichette, Vander Wal, Castilla	3	4/25/99 at SF	7	Lansing, Echevarria, Hamilton
3	5/6/95 vs. LA	7	Bichette, Mejia, Kingery	3	7/31/99 at STL	3	Helton, Bichette, Castilla
3	7/7/95 vs. MON	2	Walker, Galarraga, Castilla	3	9/1/99 vs. PIT	6	Helton, Barry, Perez
3	7/23/95 vs. NY	1	Bichette, Castilla, Burks	3	5/10/01 vs. NY	6	Perez, Gant, Helton
3	8/1/95 vs. LA	4	Kingery, Bichette, Galarraga	3	6/8/01 vs. STL	8	Helton, Gant, Norton
3	5/4/96 vs. FLA	1	E. Young, Burks, Galarraga	3	6/22/02 vs. TB	5	Butler, Walker, Helton
3	6/14/96 vs. PHI	1	Burks, Vander Wal, Castilla	3	9/28/03 at SD	7	Johnson, Norton, Payton
3	7/23/96 (2) vs. NY	1	Bichette, Galarraga, Castilla	3	4/27/04 vs. FLA	4	Burnitz, Johnson, Holliday
3	9/2/96 at PIT	3	Castilla, Ritz, Weiss	3	5/27/10 vs. ARI	7	Smith, Gonzalez, Spilborghs
3	4/5/97 at MON	7	Burks, Walker, Castilla				



PINCH-HIT HOME RUNS (120)

Player	Date	Inn	On	Opp.	Pitcher	Player	Date	Inn	On	Opp.	Pitcher
Jim Tatum	5/4/93	8	3	at CHC	Dan Plesac	Greg Norton	9/28/03	7	0	at SD	J. Witasick
Daryl Boston	9/1/93	8	0	MON	D. Martinez	Luis Gonzalez	4/21/04	7	0	LA	Nomo
Jay Gainer	9/20/93	4	3	SD	Doug Brocail	C. Johnson	5/17/04	1	1	PHI	R. Cormier
Jay Gainer	9/28/93	0	0	at SF	Rod Beck	Mark Sweeney	7/9/04	1	1	at SD	T. Hoffman
Howard Johnson	5/9/94	0	0	at SF	R. Monteleone	Mark Sweeney	8/4/04	1	1	CHC	Farnsworth
John Vander Wal	5/25/94	1	1	CIN	Jose Rijo	Todd Greene	8/6/04	0	0	CIN	Norton
Howard Johnson	6/25/94	1	1	SF	S. Torres	Mark Sweeney	8/7/04	0	0	CIN	Hancock
Howard Johnson	6/28/94(1)	4	3	SD	M. Campbell	Mark Sweeney	8/22/04	0	0	MON	L. Ayala
Dante Bichette	7/2/94	1	1	at STL	R. Rodriguez	Luis Gonzalez	8/31/04	1	1	at SF	Eyre
Howard Johnson	7/5/94	2	2	at CHC	Chuck Crim	Mark Sweeney	9/7/04	7	3	SF	Schmidt
John Vander Wal	5/8/95	6	6	LA	Todd Williams	Garrett Atkins	9/11/04	1	1	SD	S. Watkins
Mike Kingery	5/8/95	0	0	LA	Antonio Osuna	Brad Hawpe	9/13/04	0	0	at ARI	L. Cormier
John Vander Wal	5/21/95	0	0	at CIN	Pete Smith	Cory Sullivan	5/20/05	0	0	at PIT	Rick White
Ellis Burks	6/2/95	0	0	PIT	Dan Miceli	JD Closser	6/8/05	0	0	CWS	Shingo Takatsu
John Vander Wal	7/9/95	0	0	MON	Greg Harris	Dustan Mohr*	7/10/05	0	0	SD	Dennys Reyes
Dante Bichette	7/26/95	1	1	at HOU	Dave Veres	Jorge Piedra	8/21/05	2	2	CHC	S. Williamson
Joe Girardi	8/6/95	0	0	SD	T. Hoffman	Luis Gonzalez	5/12/06	0	0	at HOU	Trever Miller
Larry Walker	8/24/95	0	0	PIT	J. Christiansen	Jorge Piedra	6/10/06	0	0	LA	Danyes Baez
John Vander Wal	9/21/95	1	1	at SF	S. Valdez	JD Closser	6/17/06	0	0	at STL	J. Isringhausen
Mike Kingery	9/29/95	0	0	SF	Mark Leiter	Jason Smith	8/11/06	1	1	CHC	Scott Eyre
Harvey Pulliam	9/30/95	0	0	SF	Pat Gomez	Jeff Salazar	9/18/06	0	0	SF	Billy Sadler
John Vander Wal	5/18/96	1	1	STL	D. Eckersley	Brad Hawpe	9/24/06	1	1	ATL	Tyler Yates
John Vander Wal	6/30/96	1	1	LA	Al Osuna	Jeff Baker	4/2/07	0	0	ARI	B. Medders
John Vander Wal	9/16/96	1	1	LA	Todd Worrell	Steve Finley	4/17/07	0	0	SF	V. Chulk
Harvey Pulliam	6/29/97	0	0	SF	R. Rodriguez	Ryan Spilborghs	6/28/07	1	1	at HOU	Chad Qualls
Todd Helton	8/25/97(2)	0	0	CIN	Jeff Shaw	Jamey Carroll	8/11/07	6	3	CHC	Rich Hill
Harvey Pulliam	9/10/97	0	0	HOU	M. Magnante	Chris Iannetta	6/3/08	0	0	at LA	Cory Wade
John Vander Wal	9/14/97	2	2	at ATL	John Smoltz	Seth Smith*	7/18/08	0	0	PIT	Tyler Yates
John Vander Wal	4/20/98	1	1	ATL	Greg Maddux	Ian Stewart	8/5/08	1	1	WAS	John Lannan
Larry Walker	5/6/98	6	3	at PHI	J. Spradlin	Seth Smith	8/17/08	2	2	at WAS	Jesus Colome
John Vander Wal	6/25/98	0	0	OAK	Scott Elarton	Ian Stewart	4/8/09	0	0	at ARI	Billy Buckner
Jeff Reed	7/5/98	0	0	at SD	Bill Taylor	Clint Barmes	4/24/09	1	1	LAD	Hong-Chih Kuo
John Vander Wal	7/5/98	0	0	at SD	Andy Ashby	Seth Smith	8/21/09	0	0	SF	Jeremy Affeldt
Terry Shumpert	8/4/98	0	0	at PIT	Chris Peters	Jason Giambi	9/19/09	2	2	at ARI	S. Schoeneweis
Jeff Reed	8/16/98	3	3	PHI	R. Botalico	Chris Iannetta^	9/29/09	11	1	MIL	David Weathers
Kurt Abbott	9/9/98	1	1	FLA	J. Speier	Seth Smith	4/16/10	2	2	at ATL	Derek Lowe
Kurt Abbott	9/14/98	0	0	LA	C. Perez	Seth Smith	5/27/10	1	1	vs. ARI	Dan Haren
Angel Echevarria	4/25/99	0	0	at SF	Alan Embree	Jason Giambi^	6/23/10	1	1	vs. BOS	Jon Papelbon
Angel Echevarria	5/1/99	0	0	at PIT	Todd Ritchie	Brad Hawpe	7/29/10	0	0	vs. PIT	S. Jackson
Angel Echevarria	5/4/99	0	0	at CHC	F. Heredia	Jason Giambi^	9/12/10	1	1	vs. ARI	Sam Demel
Jeff Barry	7/2/99	0	0	SD	S. Hitchcock	Melvin Mora	9/26/10	2	2	vs. SF	Matt Cain
Kurt Abbott	9/12/99	0	0	MIL	H. Ramirez	Ryan Spilborghs	4/20/11	0	0	vs. SF	Guillermo Mota
Larry Walker	7/17/99	1	1	at CIN	S. Williamson	Charlie Blackmon	7/11/11	0	0	vs. STL	Joakim Soria
J.R. Phillips	9/11/99	0	0	MIL	P. Copping	Jason Giambi^	8/16/11	1	1	vs. FLA	Leo Nunez
J.R. Phillips	9/26/99	0	0	at FLA	D. Looper	Chris Nelson	9/23/11	0	0	at HOU	L. Pendleton
Angel Echevarria	10/1/99	0	0	SF	Russ Ortiz	Todd Helton	4/29/12	8	3	vs. NYM	Tim Lincecum
Jeff Manto	4/9/00	2	2	at FLA	B. Loeper	Tyler Colvin	5/1/12	1	1	vs. LAD	Josh Lindblom
Bubba Carpenter	5/16/00	1	1	at NY	Turk Wendell	Jason Giambi^	5/2/12	2	2	vs. LAD	Scott Elbert
Darren Bragg	6/26/00	0	0	SF	J. Johnstone	Dexter Fowler	5/20/12	0	0	vs. SEA	B. League
Terry Shumpert	8/6/00	0	0	PHI	Bruce Chen	Dexter Fowler	5/27/12	0	0	at CIN	Mat Latos
T. Hollandsworth	8/18/00	0	0	FLA	Dan Miceli	Chris Nelson	6/1/12	0	0	at LAD	J. Lindblom
Brooks Kieschnick	6/7/01	0	0	HOU	S. Reynolds	Eric Young Jr.	7/8/12	0	0	at WAS	S. Burnett
Greg Norton	6/8/01	1	1	STL	Alan Benes	Wilin Rosario	8/2/12	1	1	vs. STL	B. Fuentes
Terry Shumpert	6/27/01	0	0	SD	Tom Davey	Josh Rutledge	8/25/12	1	1	at CHC	Brooks Raley
Greg Norton	7/7/01	0	0	ANA	S. Hasegawa	Tyler Colvin	9/11/12	9	1	vs. SF	Sergio Romo
Greg Norton	8/5/01	0	0	PIT	O. Olivares						
Greg Norton	5/13/02	6	3	FLA	Gary Knotts						
Terry Shumpert	5/15/02	0	0	FLA	A. Burnett						
Greg Norton	5/24/02	1	1	SF	T. Rodriguez						
Ross Gload	9/18/02	0	0	STL	G. Molina						
Ben Petrick	9/19/02	1	1	STL	J. Fassero						
Greg Norton	6/20/03	0	0	DET	T. German						
Chris Stynes	6/30/03	2	2	ARI	J. Valverde						
Greg Norton	7/4/03	0	0	at MIL	L. Estrella						
Greg Norton	8/12/03	11	2	at MON	R. Biddle						

Bold: Grand slams *-Inside-the Park ^-Game-ending

GRAND SLAMS (80)

Player	Date	Inn	Opp.	Pitcher	Player	Date	Inn	Opp.	Pitcher
Jim Tatum (PH)	5/4/93	8	at CHC	Dan Plesac	Mark Sweeney	9/7/04	7	SF	Jason Schmidt
Charlie Hayes	7/26/93	8	Atl	Jay Howell	Aaron Miles	5/8/05	4	at Fla	Al Leiter
Jay Gainer (PH)	9/20/93	4	SD	Doug Brocail	Garrett Atkins	6/28/05	8	Hou	Russ Springer
Andres Galarraga	4/16/94	7	Mon	Mel Rojas	Todd Helton	8/27/05	5	at SD	Brian Lawrence
Andres Galarraga	5/30/94	6	at NYM	Mike Maddux	Garrett Atkins	9/14/05	5	at LA	D.J. Houlton
Dante Bichette	6/27/94	8	SD	P. Martinez	Yorvit Torrealba	6/7/06	2	Pit	Oliver Perez
H. Johnson (PH)	6/28/94(1)	4	SD	M. Campbell	Garrett Atkins	8/13/06	3	ChC	Carlos Marmol
Dante Bichette	7/17/94	3	STL	Rick Sutcliffe	Todd Helton	9/10/06	7	Wsh	Chris Schroder
Dante Bichette	5/9/95	1	SF	Trevor Wilson	Matt Holliday	9/24/06	5	Atl	Chuck James
Andres Galarraga	7/2/95	3	at LA	R. Martinez	Yorvit Torrealba	5/29/07	4	STL	B. Loeper
Andres Galarraga	9/8/95	7	Cin	C. McElroy	Garrett Atkins	6/14/07	3	at Bos	Josh Beckett
Vinny Castilla	4/6/96	1	at Mon	Kirk Rueter	Brad Hawpe	6/16/07	1	TB	A. Sonnanstine
Vinny Castilla	7/12/96	7	SD	Willie Blair	Ryan Spilborghs	7/3/07	4	NYM	Joe Smith
Andres Galarraga	4/30/97	6	ChC	Ramon Tatis	Garrett Atkins	8/4/07	8	at Atl	Octavio Dotel
Andres Galarraga	5/31/97	4	at Fla	Kevin Brown	Jamey Carroll	8/11/07	6	ChC	Rich Hill
Dante Bichette	9/10/97	7	Hou	John Hudek	Ian Stewart	8/21/07	3	Pit	Tony Armas
Ellis Burks	5/2/98	9	at NYM	G.McMichael	Troy Tulowitzki	9/29/07	5	Ari	Dustin Nippert
Larry Walker (PH)	5/6/98	6	at Phi	Jerry Spradlin	Brad Hawpe	6/7/08	1	Mil	Dave Bush
Larry Walker	5/29/98	8	Hou	Doug Henry	Matt Holliday	7/4/08	7	Fla	Logan Kensing
Dante Bichette	8/10/98	7	Mon	A. Telford	Troy Tulowitzki	9/15/08	4	SD	Wade LeBlanc
Jeff Reed (PH)	8/16/98	8	Phi	Ricky Botalico	Chris Iannetta	9/16/08	6	SD	Charlie Haeger
Neifi Perez	7/2/99(2)	2	SD	Heath Murray	Chris Iannetta	5/4/09	7	at SD	Cla Meredith
Dante Bichette	9/17/99	5	LA	R. Checo	Ian Stewart	5/12/09	5	Hou	Tim Byrdak
Tom Goodwin	4/30/00	1	NYM	Dennis Cook	Chris Iannetta	5/13/09	9	Hou	Geoff Geary
Jeffrey Hammonds	5/2/00	1	Mon	Jeremy Powell	Todd Helton	5/21/09	4	at Atl	James Parr
Tom Goodwin	7/17/00(2)	7	Oak	M. Magnante	Ryan Spilborghs	8/24/09	14	SF	Merkin Valdez
Larry Walker	8/11/00	6	at Mon	Scott Forster	Ian Stewart	9/9/10	7	SD	Luke Gregerson
Todd Hollandsworth	9/13/00	1	at SD	Adam Eaton	Melvin Mora	8/11/10	8	at NYM	Manny Acosta
Todd Helton	5/28/01	3	at LA	Eric Gagne	Melvin Mora	9/18/10	8	at LAD	Jeff Weaver
Denny Neagle	9/29/01	4	Milw	J. Haynes	Carlos Gonzalez	9/23/10	7	at Ari	Blaine Boyer
Greg Norton	5/13/02	6	Fla	Gary Knotts	Eliezer Alfonzo	6/30/11	6	at SD	Luke Gregerson
Greg Norton	5/30/02	1	at SD	B. Jones	Ramon Hernandez	4/27/12	7	vs. NYM	Bobby Parnell
Benny Agbayani	6/5/02	4	LA	Omar Daal	Todd Helton	4/29/12	8	vs. NYM	Tim Byrdak
Todd Hollandsworth	6/20/02	6	NYN	M. Thurman	Michael Cuddyer	5/5/12	1	vs. ATL	Mike Minor
Todd Helton	8/7/02	5	Cin	J. Hamilton	Michael Cuddyer	5/30/12	1	vs. HOU	Lucas Harrell
Charles Johnson	6/7/03(1)	8	KC	J. Grimsley	Todd Helton	6/12/12	1	vs. OAK	Tommy Milone
Chris Stynes	6/19/03	1	SD	B. Lawrence	Carlos Gonzalez	7/20/12	3	at SD	Jason Marquis
Preston Wilson	8/28/03	7	SF	Jim Brower	Dexter Fowler	9/1/12	8	vs. SD	Miles Mikolas
Larry Walker	9/23/03	1	Ari	Brandon Webb	Josh Rutledge	9/16/12	5	at SD	Nick Vincent
C. Johnson	4/7/04	8	at Ari	Andrew Good					
Matt Holliday	6/12/04	6	at TB	Rob Bell					

HOME RUNS BY PITCHERS (39)

Player	Date	Opp.	Pitcher	Player	Date	Opp.	Pitcher
Armando Reynoso	5/10/93	SF	Trevor Wilson	Mike Hampton	6/10/01	STL	D. Hermanson
Armando Reynoso	8/28/93	at NYM	Bobby Jones	Mike Hampton	7/1/01	at ARI	Miguel Batista
Marvin Freeman	6/18/94	at LA	R. Martinez	Mike Hampton	8/9/01	at CHC	Felix Heredia
Bill Swift	5/7/95	LA	Hideo Nomo	Denny Neagle	8/12/01	at CIN	Lance Davis
Marvin Freeman	5/23/95	CHC	Kevin Foster	Jason Jennings	8/23/01	at NYM	Donnie Wall
Roger Bailey	7/20/96	at SD	Andy Ashby	Denny Neagle (GS)	9/29/01	MIL	J. Haynes
Kevin Ritz	9/2/96	at PIT	E. Loaiza	Mike Hampton	5/11/02	at NYM	Al Leiter
Darren Holmes	4/13/97	MON	Carlos Perez	Denny Stark	5/18/02	ATL	K. Millwood
Mark Thompson	4/15/97	at CHC	K. Bottenfield	Mike Hampton	6/24/02	at LA	K. Ishii
Jamey Wright	8/5/98	at PIT	F. Cordova	Mike Hampton	8/29/02	SF	L. Hernandez
Curtis Leskanic	6/9/99	SEA	R. Carmona	Shawn Chacon	4/15/03	at ARI	J. Patterson
Brian Bohanon	9/10/99	MIL	Bill Pulsipher	Darren Oliver	7/10/03	SF	Brian Powell
Masato Yoshii	5/26/00	PIT	F. Cordova	Jason Jennings	5/8/04	at CHC	Greg Maddux
Gabe White	6/10/00	TEX	Matt Perisho	Jason Hammel	5/20/11	at MIL	Zack Greinke
Brian Bohanon	8/11/00	at MON	D. Hermanson	Kevin Millwood	9/7/11	vs. ARI	Joe Saunders
Brian Bohanon	9/19/00	SD	Matt Clement	Kevin Millwood	9/25/11	at HOU	Lance Pendleton
Mike Hampton	4/7/01	SD	W. Williams	Drew Pomeranz	5/7/12	at SD	Edinson Volquez
Mike Hampton	5/20/01	at FLA	R. Dempster	Alex White	9/10/12	vs. SF	Ryan Vogelsong
Mike Hampton	6/5/01	HOU	Wade Miller	Alex White	9/16/12	at SD	Andrew Werner
Mike Hampton	6/5/01	HOU	Wade Miller				

INSIDE THE PARK HOME RUNS

Rockies (13)

Player	Date	Inn	Opp.	Pitcher
Ellis Burks	5/15/94	6	MON	Jeff Fassero
Eric Young	4/23/94	8	CHC	Dan Plesac
Ellis Burks	6/14/96	1	PHI	Mike Williams
Mike Lansing	9/6/98	6	SD	Scott Sanders
Larry Walker	5/17/99	9	CIN	Pete Harnisch
Tom Goodwin	4/5/00	2	at ATL	Kevin Millwood
Clint Barmes	5/8/05	2	at FLA	Al Leiter
Dustan Mohr*	7/10/05	4	SD	Dennys Reyes
Garrett Atkins	9/23/07	7	at SD	W. Ledezman
Jeff Baker	6/17/08	3	CLE	Paul Byrd
Seth Smith*	7/18/08	7	PIT	Tyler Yates
Clint Barmes	9/22/09	7	SD	Luis Perdomo
Eric Young Jr.	8/8/12	1	at LAD	Chad Billingsley

*-Pinch-Hit HR

Opponents (7)

Player	Date	Inn	Opp.	Pitcher
Deion Sanders	7/26/93	3	ATL	Curtis Leskanic
Fred McGriff	7/27/93	6	ATL	Steve Reed
Steve Finley	9/14/93 (2)	7	HOU	Gary Wayne
Kurt Abbott	9/9/95	1	at FLA	Kevin Ritz
Kurt Abbott	5/29/97	3	at FLA	Bobby Jones
Rey Sanchez	6/11/04	10	at TB	Shawn Chacon
Jayson Werth	4/21/08	6	PHI	Mark Redman

Record Book

LEADOFF HOME RUNS

Colorado (41)

Player	Date	Opp.	Pitcher
Eric Young	4/9/93	Mon	K. Bottenfield
Nelson Liriano	9/29/93	at SF	S. Torres
Eric Young	7/4/94 (2)	at Chi.	Jim Bullinger
Mike Kingery	6/12/95	Cin	Kevin Jarvis
Ellis Burks	6/19/95	Fla	C. Hammond
Eric Young	7/9/95	Mon	Pedro Martinez
Eric Young	8/6/95	SD	Chris Dishman
T. Hubbard	8/25/95	StL	Mike Morgan
Eric Young	4/30/96	at LA	Hideo Nomo
Eric Young	5/4/96	Fla.	C. Hammond
Eric Young	7/16/96	SF	Mark Leiter
Eric Young	8/5/96	Fla.	Pat Rapp
Neifi Perez	6/2/98	Ari	B. Anderson
Neifi Perez	7/21/98	at Hou.	Mike Hampton
Darryl Hamilton	8/19/98	at NY	Masato Yoshii
Darryl Hamilton	4/12/99	SD	W. Williams
Neifi Perez	5/15/99	at Ari.	Randy Johnson
Terry Shumpert	6/14/99	SF	Shawn Estes
Neifi Perez	9/6/00	ChC	Kerry Wood
Ronnie Belliard	9/11/03	at StL	S. Hitchcock
Aaron Miles	4/14/04	Ari	Elmer Dessens
Aaron Miles	7/2/04	Det	J. Bonderman
Jorge Piedra	8/24/04	at Atl	Russ Ortiz
Kazuo Matsui	9/16/06	at Ari	Claudio Vargas
Jamey Carroll	9/30/06	at ChC	Juan Mateo
Willey Taveras	6/7/07	Hou	Roy Oswalt
Dexter Fowler*	4/8/09	at Ari	Doug Davis
Ryan Spilborghs	5/2/09	at SF	Matt Cain
Carlos Gonzalez	9/5/09	Ari	Doug Davis
Carlos Gonzalez	9/19/09	at Ari	Max Scherzer
Carlos Gonzalez	4/26/10	Ari	Dan Haren
Carlos Gonzalez	6/4/10	at Ari	Ian Kennedy
Carlos Gonzalez	6/27/11	at CHC	Matt Garza
Ryan Spilborghs	7/15/11	vs. MIL	Yovani Gallardo
Carlos Gonzalez	7/21/11	vs. ATL	Tommy Hanson
Dexter Fowler	9/5/11	vs. ARI	Wade Miley
Dexter Fowler	5/28/12 (2)	vs. HOU	Jordan Lyles
Tyler Colvin	6/12/12	vs. OAK	Bartolo Colon
Dexter Fowler	7/18/12	vs. PIT	J. McDonald
Eric Young Jr.	8/8/12	at LAD	Chad Billingsley
Tyler Colvin	8/27/12	vs. LAD	Josh Beckett

Opponents (33)

Player	Date	Opp.	Pitcher
Craig Biggio	6/11/93	Hou	A. Reynoso
Henry Cotto	7/6/93	Fla	A. Reynoso
M. Grissom	8/31/93	Mon	Greg Harris
Craig Biggio	9/15/93	Hou	Greg Harris
Tuffy Rhodes	4/24/94	ChC	David Nied
Ray Lankford	4/26/94	at StL	A. Reynoso
Ray Lankford	5/3/94	StL	A. Reynoso
Jerry Browne	7/22/94	Fla.	Lance Painter
Bernard Gilkey	8/25/95	StL	Bryan Rekar
John Mabry	8/27/95	StL	A. Reynoso
Chris Stynes	4/10/98	Cin	Darryl Kile
Chris Stynes	4/12/98	Cin.	Pedro Astacio
Brant Brown	8/2/98	at ChC	Pedro Astacio
J.D. Drew	7/24/99	StL	Darryl Kile
Mike Cameron	8/5/99	at Cin	Pedro Astacio
Rondell White	8/13/99 (2)	Mon	Brian Bohanon
Al Martin	9/1/99	Pit	L. Hackman
Placido Polanco	4/13/00	StL	Scott Karl
Darin Erstad	7/8/00	at Ana	B. Bohanon
Paul LoDuca	5/23/01	LA	Pedro Astacio
Paul LoDuca	7/29/01	at LA	Shawn Chacon
Ichiro Suzuki	6/29/02	at Sea	Mike Hampton
Eric Young	7/25/03	Mil	Chin-hui Tsao
Marlon Byrd	8/6/03	Phi	Chin-hui Tsao
Damian Jackson	5/9/04	at ChC	Joe Kennedy
Kaz Matsui	5/22/04	at NYM	Aaron Cook
Kaz Matsui	5/23/04	at NYM	Shawn Estes
Craig Biggio	10/2/04	at Hou	Shawn Estes
Jimmy Rollins	4/20/05	at Phi	Jamey Wright
Omar Vizquel	4/22/06	SF	Aaron Cook
Jeff DaVanon	7/23/06	at Ari	Byung-Hyun Kim
Rafael Furcal	8/8/06	at LA	Byung-Hyun Kim
Jimmy Rollins	7/7/07	Phi	Rodrigo Lopez
Chris Young	4/5/08	ARI	Jeff Francis
Hanley Ramirez	7/4/08	FLA	Greg Reynolds
Felipe Lopez	4/6/09	ARI	Aaron Cook
Stephen Drew	9/22/10	ARI	Ubaldo Jimenez
Chris Coghlan	4/22/11	FLA	Jhoulys Chacin
Andrew McCutchen	4/30/11	PIT	Jason Hamel
Chris Denorfia	6/14/11	SD	Juan Nicasio
Ryan Roberts	8/29/11	ARI	Alex White
Will Venable	9/3/11	SD	Alex White
Jordan Schafer	4/7/12	at HOU	Jamie Moyer
Dee Gordon	5/1/12	LAD	Jhoulys Chacin
Jimmy Rollins	6/21/12	at PHI	Jeff Francis
Dave Sappelt	9/25/12	CHC	Jorge De La Rosa

BACK-TO-BACK HOME RUNS (146)

Date	Opp.	Players	Pitcher(s)	Inn	Date	Opp.	Players	Pitcher(s)	Inn
5/4/93	at Chi	Girardi-J. Clark	J. Guzman	5	5/10/01	NYM	Gant-Helton	Rusch	6
7/22/93	StL	Bichette-Galarraga	Tewksbury	1	5/20/01	at Fla	L. Walker-Helton	Dempster	1
4/9/94	at Pit	Galarraga-Hayes	Z. Smith	4	6/1/01	SF	Perez-L. Walker	Rueter	3
4/23/94	Chi	E. Young-Bichette	Plesac	8	6/3/01	SF	L. Walker-Helton	Gardner	3
4/29/94	at Chi	Bichette-Hayes	Trachsel	4	6/8/01	StL	Helton-Gant	Al. Benes	8
5/9/94	at SF	Galarraga-Hayes	Hickerson	4	7/28/01	LA	Cirillo-Helton	Park	3
		Mejia-H. Johnson	Monteleone	7	8/24/01	at Mil	Ortiz-L. Walker	Levrault	5
6/10/94	at Cin	Vander Wal-Castilla	Roper / Carrasco	8	9/6/01	LA	Ortiz-Fasano	Carrara	8
7/16/94	StL	Bichette-Galarraga	Arocha	8	9/18/01	Ari	Ortiz-Helton	Schilling	3
7/23/94	Fla	Galarraga-Hayes	Scheid	5			Helton-Cirillo	Kim	9
5/6/95	LA	Mejia-Kingery	Osuna	7	9/23/01	at Mon	Ortiz-L. Walker	S. Stewart	9
7/3/95	Hou	Galarraga-Castilla	Drabek	3	9/25/01	SD	L. Walker-Helton	Hoffman	9
		Bichette-Walker	Dougherty	8	9/30/01	Mil	Norton-Uribe	D'Amico	3
7/4/95	Hou	Burks-Bichette	T. Jones	9	10/5/01	SD	Walker-Helton	Jarvis	6
7/7/95	Mon	Walker-Galarraga	G. White	2	5/21/02	SD	Walker-Helton	Tankersley	1
		Galarraga-Castilla	G. White	2	5/23/02	SD	Walker-Helton	Tomko	5
7/9/95	Mon	Bichette-Walker	P. Martinez	6	6/22/02	TB	Butler-Walker	W. Alvarez	5
7/23/95	NYM	Castilla-Burks	B. Jones	1			Walker-Helton	W. Alvarez	5
7/29/95	at Mon	Galarraga-Bichette	Fassero	8	7/19/02	Mil	Hollandsworth-Urbe	Quevedo	2
8/1/95	LA	Kingery-Bichette	Valdes	3	4/20/03	SD	C. Johnson-Stynes	Peavy	2
8/2/95	LA	Bichette-Castilla	Tapani	1	4/25/03	Chi	Helton-Walker	Remlinger	8
8/3/95	LA	Bichette-Castilla	R. Martinez	1	4/29/03	Cin	Wilson-Walker	Reitsma	4
9/20/95	at SD	Castilla-Weiss	Tim Worrell	7	5/29/03	LA	Payton-Helton	Od. Perez	4
4/12/96	NYM	Walker-Galarraga	M. Clark	6	6/21/03	Det	Helton-Wilson	Knotts	7
4/19/96	at NYM	Bichette-Walker	Harnisch	5	7/25/03	Mil	Wilson-Walker	Obermueller	4
5/4/96	Fla	E. Young-Burks	Hammond	1	9/11/03	at StL	Payton-Pellow	Hitchcock	3
5/21/96	Pit	Walker-Galarraga	Ruebel	1	9/27/03	at SD	Wilson-Walker	Roa	5
6/14/96	Phi	Vander Wal-Castilla	M. Williams	1	4/20/04	LA	Johnson-Burnitz	Ishii	2
6/18/96	Mon	Burks-Bichette	Fassero	3	4/27/04	Fla	Burnitz-Johnson	Oliver	4
6/29/96	LA	Burks-Bichette	Valdes / Park	8			Johnson-Holliday	Oliver	4
7/23/96(1)	NYM	Weiss-Burks	B. Jones	5	5/18/04	at Cin	Burnitz-Holliday	Lidle	2
7/23/96(2)	NYM	Bichette-Galarraga	Harnisch	1	5/18/04	at Cin	Burnitz-Holliday	Reith	7
		Galarraga-Castilla	Harnisch	1	5/19/04	at Cin	Castilla-Burnitz	T. Jones / Graves	8
8/10/96	at Atl	Galarraga-Castilla	Wohlers	10	6/10/04	at NYN	Gonzalez-Freeman	Contreras	4
8/17/96(2)	at Cin	Walker-Bichette	Carrara	3	7/16/04	SF	Holliday-Greene	F. Rodriguez	7
8/20/96	StL	Galarraga-Bichette	Al. Benes	2	7/18/04	SF	Burnitz-Wilson	Herges	9
9/13/96	Hou	Burks-Bichette	Reynolds	6	8/7/04	Cin	Burnitz-Wilson	P. Wilson	2
4/5/97	at Mon	Walker-Galarraga	Telford	4	9/13/04	at Ari	Castilla-Burnitz	L. Cormier	5
		Burks-Walker	Veres	7	5/17/05	SF	Holliday-Mohr	N. Lowry	2
5/6/97	NYM	Burks-Bichette	B. Manuel	5	5/31/05	StL	Mohr-Greene	Mulder	4
5/12/97	at Phi	Bichette-D. Coles	Mimbs	5	8/3/05	at SF	Shealy-Gonzalez	Hennessey	2
5/26/97	StL	Galarraga-Castilla	Petkovsek	8	8/21/05	ChC	Holliday-Atkins	Maddux	5
5/29/97	at Fla	Walker-Galarraga	A. Fernandez	6	9/3/05	LA	Hawpe-Atkins	D.J. Houlton	5
		Galarraga-Bichette	A. Fernandez	6	4/9/06	at SD	Hawpe-Smith	Jake Peavy	4
6/7/97	Fla	Walker-Galarraga	R. Helling	1	7/31/06	Mil	Atkins-Holliday	Chris Capuano	3
		Galarraga-Bichette	R. Helling	1	9/10/06	Wsh	Helton-Atkins	Chris Schroder	7
6/30/97	Ana	Walker-Galarraga	Ke. Gross	1	9/19/06	SF	Atkins-Holliday	Matt Cain	3
7/25/97	Chi	Bichette-Castilla	K. Foster	1	6/15/07	TB	Atkins-Hawpe	James Shields	1
8/9/97	Pit	Walker-Galarraga	S. Cooke	1	8/21/07	Pit	Tulowitzki-Hawpe	Shane Youman	7
9/15/97	at Fla	Walker-Galarraga	A. Fernandez	7	9/27/07	at LA	Atkins-Hawpe	Esteban Loaiza	4
9/16/97	at Fla	Walker-Galarraga	Alfonseca	5	6/7/08	Mil	Hawpe-Iannetta	Dave Bush	1
9/18/97	at SD	Walker-Galarraga	Ti. Worrell	8	6/21/08	NYM	Atkins-Hawpe	Pedro Martinez	5
5/10/98	at Mon	Bichette-Helton	Telford	8	7/20/08	Pit	Baker-Holliday	Zack Duke	5
5/13/98	Chi	Castilla-Helton	Trachsel	5	4/6/09	at Ari	Tulowitzki-Iannetta	Brandon Webb	4
5/29/98	Hou	Walker-Castilla	D. Henry	8	4/8/09	at Ari	Torrealba-Stewart	Billy Buckner	7
5/31/98	Hou	Castilla-Helton	Lima	1	5/6/09	SF	Murton-Torrealba	Randy Johnson	5
6/26/98	Oak	Helton-J. Reed	Dougherty	7	6/4/09	at Hou	Hawpe-Atkins	Wandy Rodriguez	5
9/4/98	SD	Castilla-Helton	Hitchcock	4	6/18/09	TB	Barnes-Helton	Matt Garza	3
4/25/99	at SF	Echevarria-Hamilton	Embree	7	7/31/09	at Cin	Iannetta-Gonzalez	David Weathers	8
6/9/99	Sea	K. Abbott-Bichette	Fassero / Suzuki	5	8/30/09	at SF	Helton-Tulowitzki	Matt Cain	5
6/22/99	Chi	Bichette-Castilla	Trachsel	1	9/3/09	NYM	Iannetta-Stewart	Pat Misch	7
6/28/99	at SD	Walker-Bichette	Cunnane / Hoffman	9	5/15/10(2)	Was	Gonzalez-Smith	Atilano	3
7/26/99	Hou	Bichette-J. Barry	T. Miller	7	5/26/10	Ari	Gonzalez-Smith	Gutierrez	7
7/31/99	at StL	Bichette-Castilla	Luebbers	3	5/27/10	Ari	Smith-Gonzalez	Haren	7
8/15/99(2)	NYM	Bichette-Castilla	S. Bennett	4			Gonzalez-Spilborghs	Haren	7
8/30/99	Pit	Helton-Echevarria	C. Peters	5	7/27/10	Pit	Hawpe-Barnes	Duke	5
9/1/99	Pit	Helton-J. Barry	Schmidt	6	8/4/10	SF	Gonzalez-Tulowitzki	Bautista	6
9/10/99	Mil	Helton-Castilla	Pulsipher	1	9/22/10	at Ari	Mora-Helton	Lopez	1
9/14/99	NYM	Castilla-Clemente	Dotel	3	4/14/11	at NYM	Gonzalez-Tulowitzki	Dickey/Parnell	7
9/17/99	LA	Bichette-Helton	Checo	5	4/14/12	vs. Ari	Colvin-Hernandez	Collmenter	2
4/13/00	StL	Helton-Bragg	Kile	2	6/1/12	vs. LAD	Nelson-Cuddyer	Lindblom	8
5/1/00	Mon	Helton-Hammonds	Hermanson	3	6/15/12	at Det	Gonzalez-Cuddyer	Marte	10
5/24/00	Chi	Hammonds-Carpenter	Farnsworth	6	6/23/12	at Tex	Nieves-Fowler	Kirkman	5
7/4/00	Phi	Cirillo-Helton	Bottenfield	1					
8/27/00	at Pit	Helton-Hollandsworth	Arroyo	5					
9/29/00	at Atl	Hollandsworth-Shumpert	Ashby	5					
4/4/01	StL	Helton-Cirillo	An. Benes	2					
4/12/01	at StL	L. Walker-Helton	Hermanson	7					

Bold = back-to-back-to-back HR

MOST BACK-TO-BACK HR

Rk.	Player	HR
1.	Larry Walker	34
2.	Todd Helton	34
3.	Dante Bichette	31
4.	Andres Galarraga	26
5.	Vinny Castilla	23

TOP BACK-TO-BACK DUOS

1. **Larry Walker-Andres Galarraga**11
all 11 in that order
2. **Larry Walker-Todd Helton**9
Walker-Helton (8), Helton-Walker (1)
3. **Andres Galarraga-Dante Bichette**7
Galarraga-Bichette (4), Bichette-Galarraga (3)
4. **Dante Bichette-Vinny Castilla**6
all 6 in that order

GAME-ENDING HOME RUNS (38)

Player	Date	Opponent	Pitcher	Inn.	On	Final
Ellis Burks	4/17/94	Montreal	G. Heredia	10	0	6-5
Dante Bichette	4/26/95	New York	Remlinger	14	2	11-9
Ellis Burks (PH)	6/2/95	Pittsburgh	Miceli	9	2	7-4
Vinny Castilla	8/20/95	Chicago	Wendell	9	1	4-2
John Vander Wal (PH)	5/18/96	St. Louis	Eckersley	9	2	9-8
Dante Bichette	7/11/96	San Diego	Hoffman	10	2	8-5
Dante Bichette	8/20/96	St. Louis	M. Mathews	13	1	5-4
Larry Walker	6/5/97	San Diego	Burrows	11	1	9-7
Dante Bichette	5/31/98	Houston	Henry	9	1	7-5
Vinny Castilla	6/3/98	Arizona	G. Olson	9	1	3-2
Neifi Perez	9/27/98	San Francisco	Nen	9	0	9-8
Larry Walker	5/21/99	Arizona	Frascatore	11	0	8-7
Dante Bichette	5/23/99	Arizona	G. Olson	9	1	7-6
Todd Helton	6/18/99	Florida	Mantei	9	1	11-10
Larry Walker	8/18/99	Atlanta	Rocker	9	2	4-1
Todd Helton	5/27/00	Pittsburgh	J. Christiansen	9	0	7-6
Todd Hollandsworth	4/15/01	Arizona	Mantei	10	2	10-7
Larry Walker	6/2/01	San Francisco	Zerbe	9	1	7-5
Todd Helton	7/31/01	Philadelphia	R. Cormier	9	0	7-6
Jeff Cirillo	9/18/01	Arizona	Kim	9	0	10-9
Todd Zeile	6/20/02	New York-AL	Karsay	10	2	14-11
Todd Helton	8/21/03	Florida	Looper	9	0	5-4
Vinny Castilla	5/17/04	Philadelphia	Tim Worrell	9	1	7-6
Clint Barmes	4/4/05	San Diego	Hoffman	9	1	12-10
Dustan Mohr	8/8/05 (1)	Florida	de los Santos	11	0	4-3
Matt Holliday	4/29/07	Atlanta	S. Colyer	11	1	9-7
Todd Helton	9/18/07 (G2)	Los Angeles	T. Saito	9	1	9-8
Omar Quintanilla	8/24/08	Cincinnati	M. Lincoln	12	0	4-3
Todd Helton	6/20/09	Pittsburgh	Jesse Chavez	9	1	9-7
Ryan Spilborghs	8/24/09	San Francisco	Merkin Valdez	14	3	6-4
Chris Iannetta	9/29/09	Milwaukee	David Weathers	11	1	7-5
Chris Iannetta	4/14/10	New York-NL	Jenrry Mejia	10	0	6-5
Miguel Olivo	5/12/10	Philadelphia	Chad Durbin	10	0	4-3
Jason Giambi	6/23/10	Boston	Jonathan Papelbon	9	1	8-6
Seth Smith	7/6/10	St. Louis	Ryan Franklin	9	2	12-9
Chris Iannetta	7/7/10	St. Louis	Evan MacLane	9	0	8-7
Carlos Gonzalez	7/31/10	Chicago-NL	Sean Marshall	9	0	6-5
Jason Giambi	9/12/10	Arizona	Sam Demel	9	1	4-2
Jason Giambi	8/15/11	Florida	Randy Choate	9	2	7-4
Todd Helton	4/14/12	Arizona	J.J. Putz	9	1	8-7
Jason Giambi	5/2/12	Los Angeles	Josh Lindblom	9	2	8-5

EXTRA-INNING HOME RUNS (42)

Player	Date	Opp.	Inn.	On	Pitcher	Player	Date	Opp.	Inn.	On	Pitcher
Dante Bichette	5/20/93	at SD	11	0	Gene Harris	Bobby Estalella	5/28/02	at SD	12	0	Jeremy Fikac
Dante Bichette	8/23/93	at Phi	13	0	Roger Mason	Todd Zeile	6/20/02	NYN	10	2	Steve Karsay
Ellis Burks	4/17/94	Mon	10	0	Gil Heredia	Chris Stynes	6/30/03	Ari	12	2	Jose Valverde
Dante Bichette	4/26/95	NYM	14	2	Mike Remlinger	Greg Norton	8/12/03	at Mon	11	2	Rocky Biddle
Dante Bichette	7/11/96	SD	10	2	Trevor Hoffman	Todd Greene	4/8/04	at Ari	11	0	S. Randolph
Andres Galarraga	8/10/96	at Atl	10	0	Mark Wohlers	Todd Helton	5/9/04	at ChC	10	0	Joe Borowski
Vinny Castilla	8/10/96	at Atl	10	0	Mark Wohlers	Larry Walker	6/25/04	at Cle	10	1	Jose Jimenez
Dante Bichette	8/20/96	StL	13	1	T.J. Mathews	Todd Helton	7/22/05	at Pit	10	1	Jose Mesa
Dante Bichette	9/24/96	at SD	11	0	Trevor Hoffman	Dustan Mohr	8/8/05 (1)	Fla	11	0	V. de los Santos
Vinny Castilla	4/28/97	at Hou	10	0	Billy Wagner	Matt Holliday	4/29/07	Atl	11	1	Steve Colyer
Larry Walker	6/5/97	SD	11	1	Terry Burrows	Troy Tulowitzki	6/22/07	at Tor	10	1	Jeremy Accardo
Jeff Reed	7/14/97	LA	10	0	Todd Worrell	Troy Tulowitzki	6/28/07	at Hou	11	0	Brian Moehler
Vinny Castilla	7/22/97	at Mon	12	1	Dave Veres	Brad Hawpe	9/21/07	at SD	14	0	Joe Thatcher
Ellis Burks	9/6/97	StL	12	0	D. Eckersley	Omar Quintanilla	8/24/08	Cin	12	0	Mike Lincoln
Ellis Burks	6/15/98	at SF	12	1	J. Johnstone	Ryan Spilborghs	8/24/09	SF	14	3	Merkin Valdez
Larry Walker	5/21/99	Ari	11	0	J. Frascatore	Chris Iannetta	9/29/09	Mil	11	1	David Weathers
Todd Helton	6/2/99	at Atl	11	0	Russ Springer	Chris Iannetta	4/14/10	NYM	10	0	Jenrry Mejia
Edgard Clemente	8/19/99	Atl	14	0	Bruce Chen	Ian Stewart	5/5/10	at SD	12	0	Tim Stauffer
Bubba Carpenter	5/16/00	at NYM	11	0	Turk Wendell	Miguel Olivo	5/12/10	Phi	10	0	Chad Durbin
Ben Petrick	8/30/00	at Phi	11	0	Wayne Gomes	Todd Helton	8/7/10	at Pit	10	1	Sean Gallagher
T. Hollandsworth	4/15/01	Ari	10	2	Matt Mantei						
Larry Walker	5/12/02	at NYM	13	1	Kane Davis						

EXTRAORDINARY SCORING STREAKS

Colorado set a Major League record by scoring in at least one run in 361 consecutive home games from July 5, 1999 to September 17, 2003...the streak ended on September 18, 2003 when Wade Miller and two Houston relievers held Colorado scoreless on 3 hits in a 6-0 Astros victory...it was the first time the Rox had been blanked at Coors Field since San Diego's Andy Ashby tossed a complete-game shutout on July 4, 1999...Colorado's record scoring streak lasted over 100 games longer than the previous mark of 258 set by the Boston Braves over a century ago, 1892-1896...it totaled nearly four-and-a-half years, 1,535 days to be exact, during which the Rockies posted a 201-160 (.557) record while averaging 7.6 runs per game (2,732)...three different skippers managed the Rockies throughout the streak: Jim Leyland, Buddy Bell and Clint Hurdle.

From May 4, 1999 at Chicago to May 7, 1999 vs. Philadelphia, the Rockies scored in 14 consecutive innings, tying a 50-year-old National League mark...the 1949 Mets were the only other NL club to ever score in 14 straight frames...only one team in big league history had ever scored in more, the 1903 Red Sox, who plated at least one run in 17 consecutive innings...on May 5, 1999 at Wrigley, Colorado scored in every inning of a nine-inning game, only the ninth team in big league history to ever do that and first since the St. Louis Cardinals in 1964.



Coors Field Home Run History

YEAR-BY-YEAR HR AT COORS

Year	Rockies	Visitors	Total	Per Gm
1995	134	107	241	3.3
1996	149	122	271	3.3
1997	124	121	245	3.0
1998	111	101	212	2.6
1999	144	159	303	3.7
2000	112	133	245	3.0
2001	124	144	268	3.3
2002	97	135	232	2.9
2003	113	117	230	2.8
2004	111	110	221	2.7
2005	86	84	170	2.1
2006	75	93	168	2.1
2007	103	82	185	2.3
2008	92	82	174	2.1
2009	98	74	172	2.1
2010	108	79	187	2.3
2011	94	101	195	2.4
2012	100	118	218	2.7
Total	1,975	1,962	3,937	2.7



SINGLE GAME HOME RUNS AT COORS FIELD

Combined

- 10 July 2, 2002 vs. SF (Col 3, SF 7)
- 10 May 1, 2000 vs. MON (Col 5, Mon 5)
- 10 Aug. 14, 1999 vs. MON (Col 6, Mon 4)
- 10 June 9, 1999 vs. SEA (Col 5, Sea 5)
- 10 June 30, 1996 vs. LA (Col 4, LA 6)

Rockies

- 6 Sept. 17, 1999 vs. Los Angeles
- 6 Aug. 14, 1999 vs. Montreal
- 6 June 9, 1999 vs. Seattle
- 6 July 4, 2008 vs. Florida

Opponents

- 7 July 2, 2002 vs. San Francisco
- 6 Sept. 16, 2003 vs. Houston
- 6 June 12, 2001 vs. Seattle
- 6 June 14, 2000 vs. Houston
- 6 May 19, 1999 vs. Cincinnati
- 6 Sept. 27, 1997 vs. Los Angeles
- 6 June 30, 1996 vs. Los Angeles
- 6 June 29, 1996 vs. Los Angeles
- 6 Sept. 18, 2011 vs. San Francisco

MOST HOME RUNS AT COORS FIELD

All Players

No.	Player	HR
1.	Todd Helton	216
2.	Larry Walker	154
3.	Vinny Castilla	132
4.	Dante Bichette	111
5.	Matt Holliday	90
6.	Andres Galarraga	73
7.	Troy Tulowitzki	71
8.	Carlos Gonzalez	62
9.	Brad Hawpe	61
10.	Ellis Burks	57

Visitors

No.	Player	HR
1.	Barry Bonds	26
2.	Eric Karros	21
	Sammy Sosa	21
4.	Jeff Kent	20
	Ryan Klesko	20
6.	Mike Piazza	17
	Luis Gonzalez	17
8.	Adrian Beltre	16
9.	Reggie Sanders	15
	Gary Sheffield	15
	Pedro Feliz	15
	Brian Giles	15

Team

No.	Club	HR
1.	Colorado Rockies	1,975
2.	San Francisco Giants	231
3.	Los Angeles Dodgers	195
4.	San Diego Padres	192
5.	Arizona Diamondbacks	157
6.	Cincinnati Reds	117
7.	Chicago Cubs	109
8.	Washington/Montreal	108
9.	Atlanta	105
10.	St. Louis	102

COORS FIELD POSTSEASON HOME RUNS

ROCKIES

Player	Date	Opponent
Vinny Castilla	Oct. 3, 1995	Atlanta
Larry Walker	Oct. 4, 1995	Atlanta
Yorvit Torrealba	Oct. 14, 2007	Arizona
Matt Holliday	Oct. 14, 2007	Arizona
Matt Holliday	Oct. 15, 2007	Arizona
Matt Holliday	Oct. 27, 2007	Boston
Brad Hawpe	Oct. 28, 2007	Boston
Garrett Atkins	Oct. 28, 2007	Boston
Carlos Gonzalez	Oct. 11, 2009	Philadelphia

OPPONENTS

Player	Date	Team
Marquis Grissom	Oct. 3, 1995	Atlanta
Chipper Jones	Oct. 3, 1995	Atlanta
Chipper Jones	Oct. 3, 1995	Atlanta
Marquis Grissom	Oct. 4, 1995	Atlanta
Marquis Grissom	Oct. 4, 1995	Atlanta
Shane Victorino	Oct. 6, 2007	Philadelphia
Mark Reynolds	Oct. 14, 2007	Arizona
Chris Snyder	Oct. 15, 2007	Arizona
Mike Lowell	Oct. 28, 2007	Boston
Bobby Kielty	Oct. 28, 2007	Boston
Chase Utley	Oct. 11, 2009	Philadelphia
Shane Victorino	Oct. 12, 2009	Philadelphia
Jayson Werth	Oct. 12, 2009	Philadelphia

LONGEST HOME RUNS, COORS FIELD HISTORY

	<u>Distance</u>	<u>Player</u>	<u>Opponent</u>	<u>Date</u>	<u>Pitcher</u>	<u>Inning</u>
1.	* 496'	Mike Piazza	Los Angeles	9/26/97	Holmes	6
2.	494'	Giancarlo Stanton	Miami	8/17/12	Roenicke	6
3.	493'	Larry Walker	Oakland	8/31/97	Oquist	5
4.	492'	Barry Bonds	San Francisco	8/27/02	Stark	1
5.	490'	Sammy Sosa	Chicago-NL	8/10/02	Chacon	3
6.	488'	Barry Bonds	San Francisco	9/9/01	Elarton	1
7.	487'	Andres Galarraaga	Seattle	8/28/97	Olivares	6
8.	483'	Larry Walker	Chicago	6/22/99	Sanders	6
	483'	Ray Lankford	St. Louis	5/19/96	Thompson	9
10.	482'	Jim Edmonds	St. Louis	4/4/01	Neagle	1
	#482'	Sammy Sosa	Chicago	8/30/98	Kile	1

*—Off the LCF billboard between the scoreboard and Rockpile; #—Off the Coca-Cola billboard adjacent to the left-field scoreboard.

ALL-TIME UPPER DECK HOME RUNS (32)

<u>Date</u>	<u>Player</u>	<u>Opponent</u>	<u>Date</u>	<u>Player</u>	<u>Opponent</u>
May 18, 1996	Larry Walker, Col (475')	St. Louis	June 3, 2002	Larry Walker, Col (481')	Los Angeles
May 19, 1996	Ray Lankford, StL (483')	St. Louis	July 2, 2002	Larry Walker, Col (462')	San Fran.
July 11, 1996	Ken Caminiti, SD (461')	San Diego	July 19, 2002	Todd Hollandsworth, Col (462')	Milwaukee
July 10, 1997	Ken Caminiti, SD (465')	San Diego	Aug. 23, 2003	Chipper Jones, Atl (463')	Atlanta
Aug. 31, 1997	Larry Walker, Col (493')	Oakland	April 20, 2004	Jeromy Burnitz, Col (452')	Los Angeles
June 9, 1999	Ken Griffey, Jr., Sea. (478')	Seattle	June 4, 2004	Jeromy Burnitz, Col (462')	San Fran.
June 22, 1999	Larry Walker, Col (483')	Chicago	Sept. 12, 2004	Todd Helton, Col (440')	San Diego
June 23, 1999	Larry Walker, Col (445')	Chicago	Sept. 19, 2004	Milton Bradley, LA (479')	Los Angeles
Aug. 14, 1999	Todd Helton, Col (449')	Montreal	May 9, 2005	Adam LaRoche, Atl (464')	Atlanta
May 13, 2000	Barry Bonds, SF (457')	San Fran.	July 7, 2005	Todd Helton, Col (448')	Los Angeles
June 29, 2000	Barry Bonds, SF (449')	San Fran.	June 17, 2007	Carlos Pena, TB (452')	Tampa Bay
July 17, 2000	Larry Walker, Col (473')	Oakland (1)	June 7, 2008	Ian Stewart, Col (442')	Milwaukee
July 27, 2000	Larry Walker, Col (445')	Los Angeles	May 15, 2010	Adam Dunn, Was (442')	Washington
April 4, 2001	Jim Edmonds, StL. (461')	St. Louis	July 31, 2010	Carlos Gonzalez, Col (462')	Chicago-NL
April 4, 2001	Jim Edmonds, StL. (482')	St. Louis	April 18, 2011	Nate Schierholtz (468')	San Francisco
July 20, 2001	Todd Helton, Col (467')	Los Angeles	June 12, 2012	Brandon Moss (461')	Oakland

Record Book

MOST HOME RUNS HIT AT HOME, MLB HISTORY

<u>HR</u>	<u>Club</u>	<u>Year</u>	<u>Home Park</u>
153	Texas Rangers	2005	Ameritrust Field in Arlington
149	Colorado Rockies	1996	Coors Field
146	Toronto Blue Jays	2010	Rogers Centre
145	Chicago White Sox	2004	U.S. Cellular Field
144	Colorado Rockies	1999	Coors Field
143	Chicago White Sox	2008	U.S. Cellular Field
140	Texas Rangers	2003	The Ballpark at Arlington
138	New York Yankees	2012	Yankee Stadium
137	Chicago Cubs	2004	Wrigley Field
136	Chicago White Sox	2006	U.S. Cellular Field
136	New York Yankees	2009	Yankee Stadium (new)
135	Houston Astros	2000	Enron Field
134	Colorado Rockies	1995	Coors Field
134	Toronto Blue Jays	2000	SkyDome

MOST HOME RUNS BY PARK, MLB HISTORY

<u>HR</u>	<u>Park, City</u>	<u>Home Club(s)</u>	<u>Year</u>
303	Coors Field, Denver	Colorado Rockies	1999
277	U.S. Cellular Field, Chicago	Chicago White Sox	2004
271	Coors Field, Denver	Colorado Rockies	1996
268	Coors Field, Denver	Colorado Rockies	2001
266	Enron Field, Houston	Houston Astros	2000
253	Sportsman's Park, St. Louis	St. Louis Cardinals	1925
		and St. Louis Browns	

Miscellaneous History

MOST RUNS SCORED

Rockies

20	Sept. 23, 2003 vs. Arizona
20	Sept. 20, 2005 vs. San Diego
20	Sept. 18, 2006 vs. San Francisco
19	June 7, 1996 vs. Atlanta
19	June 18, 2000 vs. Arizona
19	Aug. 8, 2007 vs. Milwaukee
19	Sept. 25, 2011 at Houston
18	Sept. 17, 1999 vs. Los Angeles
18	July 18, 2000 vs. Oakland
18	May 13, 2005 vs. Arizona
18	April 27, 2012 vs. New York Mets
17	June 19, 1993 vs. San Diego
17	June 28, 2000 vs. San Francisco
17	July 4, 2007 vs. New York-NL
17	July 30, 2010 vs. Chicago-NL
17	April 11, 2012 vs. San Francisco
16	April 20, 1994 vs. Florida
16	Aug. 12, 1995 at Atlanta
16	June 30, 1996 vs. Los Angeles
16	Sept. 12, 1996 vs. Atlanta
16	June 9, 1999 vs. Seattle
16	May 3, 2000 vs. Montreal
16	Aug. 10, 2001 at Cincinnati
16	May 23, 2002 vs. San Diego
16	Aug. 3, 2003 at Pittsburgh
16	June 7, 2006 vs. Pittsburgh

Inning

12	July 30, 2010	vs. CHC	8th
11	July 12, 1996	vs. SD	7th
11	April 17, 2012	vs. NYM	5th
10	April 13, 2000	vs. StL	2nd
9	June 18, 2000	vs. Ari	3rd
9	Sept. 27, 2001	vs. SD	3rd
9	May 13, 2005	vs. Ari	7th
9	July 31, 2005	vs. Phi	5th
9	June 5, 2009	at StL	9th
9	July 6, 2010	vs. StL	9th
8	June 19, 1993	vs. SD	3rd
8	June 23, 1993	vs. Cin	7th
8	June 29, 1996	vs. LA	8th
8	June 6, 1999	vs. Mil	7th
8	April 16, 2000 (2)	vs. StL	6th
8	April 30, 2002	vs. Pit	4th
8	June 20, 2002	vs. NYY	6th
8	April 8, 2005	at SF	7th
8	June 15, 2012	at DET	10th

Opponents

26	Aug. 18, 1995 vs. Chicago-NL
24	May 19, 1999 vs. Cincinnati
22	July 21, 2001 vs. Los Angeles
21	April 28, 1996 vs. Montreal
20	April 18, 1999 vs. Atlanta
20	June 19, 2002 vs. New York-AL
20	May 26, 2008 at Philadelphia
19	April 11, 1993 vs. Montreal
19	Sept. 28, 2006 vs. Los Angeles
18	May 30, 1993 vs. Philadelphia
18	Aug. 29, 1996 vs. Cincinnati
18	April 10, 1998 vs. Cincinnati
18	July 2, 2002 vs. San Francisco
17	June 24, 1993 at San Francisco
17	May 6, 1995 vs. Los Angeles
17	July 26, 1996 vs. Chicago-NL
17	July 4, 2008 vs. Florida

Combined

36	May 19, 1999 vs. Cincinnati
35	July 4, 2008 vs. Florida
33	Aug. 18, 1995 vs. Chicago-NL
31	June 30, 1996 vs. Los Angeles
30	April 28, 1996 vs. Montreal
30	June 28, 2000 vs. San Francisco
30	June 19, 2002 vs. New York-AL
30	Sept. 28, 2006 vs. Los Angeles
29	June 22, 1993 vs. Cincinnati
29	July 21, 2001 vs. Los Angeles
29	Sept. 23, 2003 vs. Arizona
28	April 11, 1993 vs. Montreal
28	May 6, 1995 vs. Los Angeles
28	Sept. 17, 1999 vs. Los Angeles
28	Sept. 18, 2006 vs. San Francisco

MOST HITS

Rockies

25	Sept. 25, 2011 at Houston
24	May 3, 2000 vs. Montreal
24	Aug. 3, 2003 at Pittsburgh
23	June 18, 2000 vs. Arizona
23	Sept. 20, 2005 vs. San Diego
23	Aug. 8, 2007 vs. Milwaukee
22	Aug. 12, 2000 at Montreal
22	April 11, 2012 vs. San Francisco
21	July 3, 1995 vs. Houston
21	June 7, 1996 vs. Atlanta
21	May 14, 1998 vs. Chicago
21	Sept. 7, 1998 vs. Florida
21	July 18, 2000 vs. Oakland
21	July 4, 2008 vs. Florida
21	July 30, 2010 vs. Chicago-NL

Inning

13	July 30, 2010	vs. CHC	8th
9	April 13, 2000	vs. StL	2nd
9	Sept. 30, 2001	vs. Mil	3rd
8	July 12, 1996	vs. SD	7th
8	April 19, 1998 (2)	vs. Atl	3rd
8	July 11, 1999	vs. Ana	1st
8	April 3, 2003	at Hou	5th
8	May 13, 2005	vs. Ari	7th
8	June 4, 2005	vs. Cin	6th
8	July 31, 2005	vs. Phi	5th
8	April 9, 2006	at SD	5th
8	Sept. 28, 2006	vs. LA	4th
8	April 4, 2007	vs. Ari	8th
8	July 6, 2010	vs. StL	9th

Extra-Base Hits

12	July 4, 2008 vs. Florida
12	July 30, 2010 vs. Chicago-NL
11	July 29, 2008 vs. Pittsburgh
11	Aug. 3, 2003 at Pittsburgh
11	June 18, 2000 vs. Arizona
11	Aug. 8, 2007 vs. Milwaukee
11	April 11, 2012 vs. San Francisco
10	Sept. 20, 2005 vs. San Diego
10	May 13, 2005 vs. Arizona
10	April 4, 2005 vs. San Diego
10	April 24, 2001 vs. Chicago-NL
10	June 28, 2000 vs. San Francisco
10	June 17, 2000 vs. Arizona
10	May 5, 1998 at Philadelphia
10	Aug. 26, 1996 vs. Cincinnati (7 inn.)
10	May 4, 1996 vs. Florida
10	Oct. 1, 2007 vs. San Diego (13 inn.)

Opponents

28	May 19, 1999 vs. Cincinnati
27	Aug. 18, 1995 vs. Chicago-NL
24	April 18, 1999 vs. Atlanta
24	May 13, 2009 vs. Houston
23	July 2, 2002 vs. San Francisco
23	July 21, 2001 vs. Los Angeles
23	April 29, 2000 vs. New York-NL
23	April 18, 1997 vs. Atlanta

LARGEST COMEBACK VICTORIES

Deficit Erased	Date	Linescore							
9 (4-13)	July 4, 2008	Florida	520	600	400	—	17	22	2
		Colorado	121	143	402	—	18	21	0
9 (1-10)	August 25, 2010	Atlanta	343	000	000	—	10	14	2
		Colorado	010	133	04x	—	12	14	0
8 (0-8)	June 28, 1994 (GM 1)	San Diego	025	101	000	—	9	18	1
		Colorado	000	630	01x	—	10	14	3
8 (0-8)	Sept. 27, 2001	San Diego	260	000	100	—	9	14	1
		Colorado	029	020	00x	—	13	18	2
8 (0-8)	July 4, 2004	Detroit	140	210	000	—	8	12	1
		Colorado	000	064	00x	—	10	10	2
7 (0-7)	June 12, 1993	Houston	025	011	002	—	11	13	1
		Colorado	000	413	15x	—	14	20	5
7 (2-9)	July 12, 1996	San Diego	301	014	003	—	12	14	0
		Colorado	010	100	(11)0x	—	13	12	2
7 (0-7)	Sept. 27, 1998	San Francisco	003	040	010	—	8	12	0
		Colorado	000	060	201	—	9	15	1
7 (1-8)	June 28, 2000	San Francisco	512	300	101	—	13	13	2
		Colorado	014	034	41x	—	17	17	1
7 (0-7)	May 13, 2003	New York-NL	330	010	010	—	8	13	1
		Colorado	000	000	45x	—	9	15	0
7 (0-7)	Sept. 24, 2006	Atlanta	500	201	000	—	8	15	0
		Colorado	000	240	12x	—	9	13	0
7 (9-2)	July 6, 2010	St. Louis	003	213	000	—	9	11	1
		Colorado	002	000	109	—	12	19	1

1-0 GAMES

Date	Score	Opponent	Win	Loss	GW RBI (Inn.)
July 15, 1993	L, 0-1	at Chicago-NL	Morgan (CG)	BLAIR	Buechele (4th)
May 8, 1994	W, 1-0	at San Fran.	Nied	Ge. Harris	Kingery (9th)
Aug. 10, 1994	W, 1-0 (6)	vs. Atlanta	Ritz	Glavine	Bichette (4th)
Sept. 12, 1998	W, 1-0	at San Fran.	Astacio	Nen	Reed (9th)
Sept. 20, 1998	W, 1-0 (11)	at San Diego	Kile	Myers	Hamilton (11th)
May 30, 1999	W, 1-0	at Philadelphia	Kile	Ogea	Walker (8th)
May 19, 2001	L, 0-1	at Florida	Penny	Thomson	Millar (7th)
Aug. 12, 2002	W, 1-0	at Florida	Jennings	Burnett	Helton (4th)
Aug. 14, 2002	L, 0-1	at Florida	Lloyd	Santos	J. Encarnacion (9th)
Sept. 24, 2002	W, 1-0	at Los Angeles	Stark	Od. Perez	Zeile (1st)
July 24, 2003	L, 0-1 (11)	at Los Angeles	Shuey	J. Lopez	S. Green (11th)
Aug. 2, 2003	L, 0-1	at Pittsburgh	Meadows	Jennings	J. Hernandez (2nd)
July 9, 2005	W, 1-0	vs. San Diego	Jennings	Lawrence	Gonzalez (6th)
April 26, 2006	L, 0-1	vs. Philadelphia	Myers	Cook	Howard (7th)
July 25, 2006	L, 0-1	vs. St. Louis	Carpenter	Jennings	Pujols (6th)
Aug. 1, 2006	L, 0-1	vs. Milwaukee	Bush	Fogg	Damian Miller (7th)
June 11, 2008	W, 1-0	vs. San Diego	Fuentes	Yabu	No RBI; Molina error
Sept. 14, 2008	W, 1-0 (10)	vs. Los Angeles	Corpas	Kuo	Tulowitzki (10th)
Sept. 17, 2008	W, 1-0	vs. San Diego	Hernandez	Geer	Koshansky (4th)
May 3, 2009	L, 0-1 (10)	at San Francisco	Medders	Corpas	Aurilia (10th)
July 1, 2009	L, 0-1	at Los Angeles	Troncoso	Hammel	Furcal (8th)
July 6, 2009	W, 1-0	vs. Washington	Marquis	Stammen	Helton (1st)
June 12, 2010	W, 1-0	vs. Toronto	Hammel	Morrow	Gonzalez (6th)
July 18, 2010	W, 1-0	at Cincinnati	Cook	Wood	Iannetta (6th)
August 10, 2010	L, 0-1	at New York-NL	Pelfrey	Jimenez	Reyes (7th)
August 22, 2010	W, 1-0	at Arizona	Chacin	Heilman	Fowler (8th)
October 2, 2010	L, 0-1	at St. Louis	Motte	Morales	No RBI (11th)
August 23, 2012	W, 1-0	at New York-NL	Brothers	Nelson	Nelson (8th)
September 5, 2012	L, 0-1	at Atlanta	Minor	White	No RBI (4th)
September 6, 2012	L, 0-1	at Atlanta	Hudson	Chacin	No RBI (2nd)

Bold Purple at Coors Field

LOW RUN GAMES AT COORS

After no 1-0 games over the park's first 10 years, there have now been four 1-0 contests at Coors Field in the last three seasons...the first came on July 9, 2005, when the Rockies beat the Padres 1-0...it happened in the 847th regular season game in the facility's history...according to the Elias Sports Bureau, the 846 total contests without a 1-0 game is the longest span of any park in major league history...the previous record was 635 games, held by the Philadelphia Athletics of the American Association from 1882 to 1891...even that streak, however, was completed in games at three different parks...the streak actually started at Oakdale Park (1882), then spanned eight seasons at Jefferson Street Grounds (1883-1890) and ended at a place called Athletic Park (1891)...on Sept. 14 vs. Los Angeles, the Rox defeated the Dodgers 1-0 in 10 innings - that game was scoreless through 9 innings - a first in Coors Field history...according to the Elias Sports Bureau, that game was the first game ever played at either Mile High Stadium or at Coors Field that was scoreless at the end of the 9th inning (previously at Coors Field: 0-0 after 8 innings on 6/11 vs. San Francisco)...the Rockies played 1257 previous games in Colorado in their history, the longest streak of home games without a 0-0 score through 9 innings for any team since the Athletics played 1615 straight home games in which at least one team scored before extra frames (the A's streak lasted more than 20 years (June 22, 1947 through Sept. 3, 1967), spanning the club's relocation from Philadelphia to Kansas City).

Date	Opponent	Result	COL Starter	Opp. Starter
July 9, 2005	vs. San Diego	W, 1-0	Jason Jennings	Brian Lawrence
April 16, 2006	vs. Philadelphia	L, 0-1	Aaron Cook	Brett Myers
July 25, 2006	vs. St. Louis	L, 0-1	Jason Jennings	Chris Carpenter
Aug. 1, 2006	vs. Milwaukee	L, 0-1	Josh Fogg	Dave Bush
June 11, 2008	vs. San Francisco	W, 1-0	Ubaldo Jimenez	Tim Lincecum
Sept. 14, 2008	vs. Los Angeles (10 inn.)	W, 1-0	Aaron Cook	Greg Maddux
Sept. 17, 2008	vs. San Diego	W, 1-0	Livan Hernandez	Josh Geer
July 6, 2009	vs. Washington	W, 1-0	Jason Marquis	Craig Stammen
June 12, 2010	vs. Toronto	W, 1-0	Jason Hammel	Brendan Morrow

WINNING / LOSING STREAKS

Longest Winning Streaks

G	Dates
11	Sept. 16-27, 2007
11	June 4-14, 2009
10	Sept. 3-12, 2010
9	Aug. 26-Sept. 5, 1997
8	July 7-17, 1996
8	Sept. 8-15, 1996
8	Sept. 4-11, 2009
7	May 14-22, 1996
7	Sept. 6-12, 1998
7	May 22-29, 2007
7	April 9-15, 2011

Longest Losing Streaks

G	Dates
13	July 25-Aug. 6, 1993(2)
11	July 4-17, 2000
10	April 24-May 7, 2005
9	June 24-July 2, 1999
9	Aug. 24-Sept. 1, 2002
9	Sept. 15-23, 2011
9	Sept. 15-23, 2012

LONGEST / SHORTEST GAMES

Longest Game, Nine Innings

Time	Date	Opponent	Score
4:20	June 30, 1996	vs. Los Angeles	W, 16-15
4:19	April 16, 2000 (2)	vs. St. Louis	W, 14-13
4:12	June 28, 2000	vs. San Francisco	W, 17-13
4:08	Sept. 29, 2001	vs. Milwaukee	W, 14-12
4:03	June 19, 2002	vs. New York-AL	L, 10-20

Shortest Games, Overall

Time	Date	Opponent	Score
1:41 (7)	May 23, 1998	at Cincinnati	L, 1-4
1:51 (7)	Sept. 23, 2000	vs. Florida	L, 1-3
1:52	June 30, 2006	at Seattle	W, 2-0
1:53 (6)	April 22, 2004	vs. Los Angeles	W, 7-1
1:55	June 24, 1995	at San Diego	L, 0-2
1:55	June 25, 2002	at Los Angeles	L, 0-4
1:56	Aug. 11, 1995	at Atlanta	L, 3-5
1:56	May 20, 2004	at Cincinnati	L, 1-3
1:58 (7)	Aug. 1, 2001	vs. Philadelphia	L, 1-8
1:58	July 1, 2008	vs. San Diego	W, 4-0
1:59	June 27, 1993	at San Francisco	L, 0-5
1:59	Sept. 25, 1993	vs. Cincinnati	W, 6-0
1:59 (6)	Aug. 10, 1994	vs. Atlanta	W, 1-0

Longest Game, Extra-innings

Time	Inn	Date	Opponent	Score
6:16	22	April 17, 2008	at San Diego	W, 2-1
5:24	15	July 4, 2010	vs. San Francisco	W, 4-3
5:21	18	Aug. 15, 2006	vs. Arizona	L, 1-2
5:11	14	April 8, 2011	at Pittsburgh	L, 3-4
5:07	16	Sept. 16, 2006	at Arizona	L, 6-7
5:07	13	Aug. 20, 2011	vs. Los Angeles-NL	W, 7-6
5:06	14	Aug. 18, 2007	at Los Angeles	W, 7-4

Shortest Games, Coors Field

Time	Date	Opponent	Score
1:51 (7)	Sept. 23, 2000	Florida	L, 1-3
1:58	July 1, 2008	San Diego	W, 4-0
2:02 (6)	Sept. 19, 1999	Los Angeles	L, 2-5
2:05	April 7, 2008	Atlanta	W, 2-1
2:06 (7)	Aug. 26, 1996	Cincinnati	W, 9-5
2:06	July 31, 2006	Milwaukee	W, 4-2
2:07	Aug. 28, 1999 (2)	Philadelphia	W, 4-0

(7)—Rain-shortened, seven innings (6)—Rain-shortened, six innings

Most Innings, Game

Inn	Date	Opponent	Score
22	April 17, 2008	at San Diego	W, 2-1
18	Aug. 15, 2006	vs. Arizona	L, 1-2
16	Sept. 16, 2006	at Arizona	L, 6-7
15	July 4, 1994 (2)	at Chicago-NL	W, 4-2
	July 4, 2010	vs. San Francisco	W, 4-3

HOMESTANDS / ROADTRIPS

Best Homestands

minimum two opponents

Dates	Opponents	W	L	Pct.
July 11-17, 1996	SD, SF	7	0	1.000
April 26-May 2, 2002	Phi., Pit.	6	0	1.000
Sept. 1-10, 2009	NYM, Ari, Cin	9	1	.900
June 12-21, 2009	Sea, TB, Pit	8	1	.889
July 3-9, 1995	Hou., Mon.	6	1	.857
Sept. 4-10, 1998	SD, Fla.	6	1	.857
May 23-29, 2003	SF, LA	6	1	.857
July 17-23, 2008	Pit, LA	6	1	.857
June 2-7, 1995	Pit., StL	5	1	.833
April 4-10, 2003	Ari, StL	5	1	.833
June 15-21, 2007	TB, NYY	5	1	.833
July 2-8, 2007	NYM, Phi	5	1	.833
May 3-7, 2006	Cin., Hou.	4	1	.800
July 1-11, 2010	SF, StL, SD	8	2	.800
Sept. 6-15, 2010	Cin, Ari, SD	8	2	.800

Worst Homestands

minimum two opponents

Dates	Opponents	W	L	Pct.
Sept. 15-21, 2011	SF, SD	0	7	.000
June 8-14, 2012	LAA, OAK	0	6	.000
May 6-13, 1993	Atl., SF	1	7	.125
July 23-29, 1999	StL, Hou.	1	6	.143
Sept. 14-20, 2012	SD, SF	1	6	.143
May 28-June 2, 1993	Phi., Pit.	1	5	.167

Worst Roadtrips

minimum two opponents

Dates	Opponents	W	L	Pct.
June 25-July 1, 1999	SD, SF	0	7	.000
June 8-13, 2004	NYM, TB	0	6	.000
April 8-13, 2005	SF, Ari.	0	6	.000
Aug. 18-24, 2006	NYM, Mil.	0	6	.000
June 23-29, 2008	at KC, Det	0	6	.000
July 2-6, 1997	Tex., SF	0	5	.000
Aug. 29-Sept. 3, 2003	LA, SF	0	5	.000
June 22-July 1, 2007	Tor, ChC, Hou	1	9	.100
April 29-May 8, 2005	LA, SD, Fla.	1	8	.111
June 14-22, 2005	Cle., Bal., Hou.	1	8	.111
May 6-14, 1996	Atl., Fla., Cin.	1	7	.125
July 12-19, 2001	Tex., OAK., SF	1	7	.125
June 24-July 1, 1993	SF, Atl.	1	6	.143
Aug. 11-18, 2003	Mon., NYM	1	6	.143
Sept. 3-9, 2012	ATL, PHI	1	6	.143
Sept. 14-20, 2012	SD, SF	1	6	.143

Best Roadtrips

minimum two opponents

Dates	Opponents	W	L	Pct.
Sept. 21-27, 2007	SD, LA	6	0	1.000
April 7-14, 2011	Pit, NYM	7	1	.875
Aug. 25-30, 2000	Pit., Phi.	5	1	.833
April 7-13, 2006	SD, Ari.	5	1	.833
May 21-27, 2007	Ari, SF	5	1	.833
Aug. 15-21, 2008	Was, LA	5	1	.833
April 19-23, 1996	NYM, ChC.	4	1	.800
July 21-25, 2004	LA, Ari.	4	1	.800

Rockies on Opening Day



OPENING DAY RESULTS (11-9)

Date	Opp.	Result	Starter	W-L	IP	H	R	ER	BB	SO
April 5, 1993	at New York	L, 0-3	Nied	L	5.0	6	2	2	6	3
April 4, 1994	Philadelphia	L, 6-12	Reynoso	-	6.0	5	2	2	2	4
April 26, 1995	New York	W, 11-9 (14)	Swift	-	6.0	10	5	5	0	4
April 2, 1996	at Philadelphia	W, 5-3	Ritz	W	5.1	1	0	0	7	4
April 1, 1997	at Cincinnati	L, 4-11	Ritz	L	5.0	8	5	5	4	2
March 31, 1998	at Arizona	W, 9-2	Kile	W	7.0	4	1	1	3	4
April 4, 1999#	at San Diego	W, 8-2	Kile	W	6.2	5	2	2	4	4
April 3, 2000	at Atlanta	L, 0-2	Astacio	L	7.1	6	2	2	1	5
April 2, 2001	St. Louis	W, 8-0	Hampton	W	8.1	5	0	0	3	5
April 1, 2002	at St. Louis	L, 2-10	Hampton	L	3.2	9	6	6	3	1
April 1, 2003	at Houston	L, 4-10	Jennings	L	4.0	9	8	8	1	5
April 6, 2004	at Arizona	W, 6-2	Estes	W	7.0	2	1	1	2	3
April 4, 2005	vs. San Diego	W, 12-10	Kennedy	-	5.0	7	6	6	4	7
April 3, 2006	vs. Arizona	W, 3-2 (11)	Jennings	-	7.0	6	1	1	1	6
April 2, 2007	vs. Arizona	L, 6-8	Cook	-	6.0	9	5	5	4	4
April 1, 2008*	at St. Louis	W, 2-1	Wells	-	5.1	4	1	1	3	3
April 6, 2009	at Arizona	L, 8-9	Cook	-	2.1	7	6	6	1	2
April 5, 2010	at Milwaukee	W, 5-3	Jimenez	W	6.0	8	1	1	1	6
April 1, 2011	vs. Arizona	L, 6-7	Jimenez	-	6.0	7	6	5	1	1
April 6, 2012	at Houston	W, 5-3	Guthrie	W	7.0	4	3	3	3	1

#- in Monterrey, Mexico *- rained out Mar. 31 (Francis)

OPENING DAY LINEUPS

<p>1993 April 5 at New York</p> <p>21 Eric Young 2B 5 Alex Cole CF 10 Dante Bichette RF 14 A. Galarraga 1B 24 Jerald Clark LF 13 Charlie Hayes 3B 7 Joe Girardi C 12 F. Benavides SS 17 David Nied P</p> <p>1994 April 4 vs. Philadelphia</p> <p>22 Walt Weiss SS 20 H. Johnson LF 10 Dante Bichette RF 14 A. Galarraga 1B 13 Charlie Hayes 3B 26 Ellis Burks CF 7 Joe Girardi C 8 Roberto Mejia 2B 42 A. Reynoso P</p> <p>1995 April 26 vs. New York</p> <p>22 Walt Weiss SS 7 Joe Girardi C 33 Larry Walker RF 14 A. Galarraga 1B 10 Dante Bichette LF 12 Mike Kingery CF 9 Vinny Castilla 3B 8 Roberto Mejia 2B 20 Bill Swift P</p> <p>1996 April 2 at Philadelphia</p> <p>22 Walt Weiss SS 26 Ellis Burks LF 10 Dante Bichette RF 33 Larry Walker CF 14 A. Galarraga 1B 9 Vinny Castilla 3B 6 Jason Bates 2B 27 Jorge Brito C 30 Kevin Ritz P</p> <p>1997 April 1 at Cincinnati</p> <p>21 Eric Young 2B 26 Ellis Burks CF 10 Dante Bichette LF 33 Larry Walker RF 14 A. Galarraga 1B 9 Vinny Castilla 3B 8 Kirt Manwaring C 22 Walt Weiss SS 30 Kevin Ritz P</p> <p>1998 March 31 at Arizona</p> <p>3 Mike Lansing 2B 26 Ellis Burks CF 33 Larry Walker RF 10 Dante Bichette LF 9 Vinny Castilla 3B 17 Todd Helton 1B 5 Neifi Perez SS 8 Kirt Manwaring C 57 Darryl Kile P</p> <p>1999 April 4 vs. San Diego (in Mexico)</p> <p>12 Darryl Hamilton CF 5 Neifi Perez SS 28 Lenny Harris RF 10 Dante Bichette LF 9 Vinny Castilla 3B 17 Todd Helton 1B 3 Mike Lansing 2B 8 Kirt Manwaring C 57 Darryl Kile P</p>	<p>2000 April 3 at Atlanta</p> <p>24 Tom Goodwin CF 3 Mike Lansing 2B 33 Larry Walker RF 7 Jeff Cirillo 3B 17 Todd Helton 1B 4 Jeffrey Hammonds LF 5 Neifi Perez SS 8 Brent Mayne C 34 Pedro Astacio P</p> <p>2001 April 2 vs. St. Louis</p> <p>9 Juan Pierre CF 12 Todd Walker 2B 33 Larry Walker RF 17 Todd Helton 1B 7 Jeff Cirillo 3B 27 Todd Hollandsworth LF 5 Neifi Perez SS 8 Brent Mayne C 10 Mike Hampton P</p> <p>2002 April 1 at St. Louis</p> <p>9 Juan Pierre CF 4 Juan Uribe SS 33 Larry Walker RF 17 Todd Helton 1B 7 Todd Zeile 3B 27 Todd Hollandsworth LF 2 Jose Ortiz 2B 29 Gary Bennett C 10 Mike Hampton P</p> <p>2003 April 1 at Houston</p> <p>10 Ronnie Belliard 2B 24 Jay Payton LF 17 Todd Helton 1B 33 Larry Walker RF 44 Preston Wilson CF 18 Jose Hernandez SS 23 Charles Johnson C 7 Chris Stynes 3B 32 Jason Jennings P</p> <p>2004 April 6 at Arizona</p> <p>4 Luis Gonzalez 2B 10 Royce Clayton SS 17 Todd Helton 1B 44 Preston Wilson CF 9 Vinny Castilla 3B 19 Kit Pellow LF 35 Jeromy Burnitz RF 23 Charles Johnson C 55 Shawn Estes P</p> <p>2005 April 4 vs. San Diego</p> <p>6 Aaron Miles 2B 12 Clint Barmes SS 17 Todd Helton 1B 44 Preston Wilson CF 5 Matt Holliday LF 22 Dustin Mohr RF 10 Jeff Baker 3B 7 J.D. Closser C 37 Joe Kennedy P</p> <p>2006 April 3 vs. Arizona</p> <p>31 Cory Sullivan CF 12 Clint Barmes SS 17 Todd Helton 1B 5 Matt Holliday LF 27 Garrett Atkins 3B 11 Brad Hawpe RF 4 Luis Gonzalez 2B 55 Danny Ardoin C 32 Jason Jennings P</p>	<p>2007 April 2 vs. Arizona</p> <p>3 Willy Taveras CF 7 Kazuo Matsui 2B 27 Garrett Atkins 3B 17 Todd Helton 1B 5 Matt Holliday LF 11 Brad Hawpe RF 2 Troy Tulowitzki SS 20 Chris Iannetta C 28 Aaron Cook P</p> <p>2008 April 1 at St. Louis</p> <p>3 Willy Taveras CF 2 Troy Tulowitzki SS 17 Todd Helton 1B 5 Matt Holliday LF 27 Garrett Atkins 3B 11 Brad Hawpe RF 8 Yorvit Torrealba C 4 Jayson Nix 2B 16 Kip Wells P</p> <p>2009 April 6 at Arizona</p> <p>19 Ryan Spilborghs CF 7 Seth Smith LF 17 Todd Helton 1B 27 Garrett Atkins 3B 11 Brad Hawpe RF 9 Ian Stewart 2B 2 Troy Tulowitzki SS 20 Chris Iannetta C 28 Aaron Cook P</p> <p>2010 April 5 at Milwaukee</p> <p>5 Carlos Gonzalez CF 7 Seth Smith LF 17 Todd Helton 1B 2 Troy Tulowitzki SS 11 Brad Hawpe RF 20 Chris Iannetta C 9 Ian Stewart 3B 12 Clint Barmes 2B 38 Ubaldo Jimenez P</p> <p>2011 April 1 vs. Arizona</p> <p>24 Dexter Fowler CF 7 Seth Smith RF 5 Carlos Gonzalez LF 2 Troy Tulowitzki SS 17 Todd Helton 1B 21 Ty Wigginton 3B 22 Jose Lopez 2B 20 Chris Iannetta C 38 Ubaldo Jimenez P</p> <p>2012 April 1 at Houston</p> <p>19 Marco Scutaro 2B 24 Dexter Fowler CF 5 Carlos Gonzalez LF 2 Troy Tulowitzki SS 17 Todd Helton 1B 3 Michael Cuddyer RF 55 Ramon Hernandez C 10 Chris Nelson 3B 15 Jeremy Guthrie P</p>
--	---	---

Record Book





Rockies on Special Occasions

HOME OPENERS (11-9)

Date	Opponent	Result	Starter	W-L	IP	H	R	ER	BB	SO
April 9, 1993	Montreal	W, 11-4	B. Smith	W	7.0	6	0	0	0	1
April 4, 1994	Philadelphia	L, 6-12	Reynoso	-	6.0	5	2	2	2	4
April 26, 1995	New York	W, 11-9 (14)	Swift	-	6.0	10	5	5	0	4
April 8, 1996	Chicago	L, 6-9	Ritz	L	7.0	11	9	9	4	4
April 7, 1997	Cincinnati	W, 13-2	Swift	W	6.0	3	2	1	2	4
April 7, 1998	St. Louis	L, 11-12	Astacio	L	5.0	5	6	6	2	7
April 12, 1999	San Diego	L, 5-8 (11)	Astacio	-	7.0	7	3	3	2	8
April 10, 2000	Cincinnati	W, 7-5	Arrojo	W	6.0	6	2	2	0	4
April 2, 2001	St. Louis	W, 8-0	Hampton	W	8.1	5	0	0	3	5
April 8, 2002	Houston	L, 4-8	Neagle	L	5.2	9	6	6	4	2
April 4, 2003	Arizona	W, 2-1	Chacon	W	7.0	2	1	1	0	8
April 12, 2004	Arizona	W, 7-4	Jennings	-	6.0	6	3	3	4	3
April 4, 2005	San Diego	W, 12-10	Kennedy	-	5.0	7	6	6	4	7
April 3, 2006	Arizona	W, 3-2 (11)	Jennings	-	7.0	6	1	1	1	6
April 2, 2007	Arizona	L, 6-8	Cook	-	6.0	9	5	5	4	4
April 4, 2008	Arizona	L, 1-8	Redman	L	5.2	9	5	4	3	4
April 10, 2009	Philadelphia	W, 10-3	Marquis	W	7.0	5	2	2	2	2
April 9, 2010	San Diego	W, 7-0	De La Rosa	W	7.0	1	0	0	1	9
April 1, 2011	Arizona	L, 6-7	Jimenez	-	6.0	7	6	5	1	1
April 9, 2012	San Francisco	L, 0-7	Chacin	L	4.0	4	4	4	5	3

ROCKIES ON THE FOURTH OF JULY (8-13)

Date	Opponent	Result	Winner	Loser	Save	Attend.
July 4, 1993	CHICAGO	W, 3-1	Parrett	Morgan	Holmes	59,259
July 4, 1994 (1)	at Chicago	L, 3-4	Bautista	Ruffin		37,167
July 4, 1994 (2)	at Chicago	W, 4-2 (15)	Walton	Myers	Harris	
July 4, 1995	HOUSTON	L, 8-16	Hampton	Oliveras		48,091
July 4, 1996	at Los Angeles	L, 4-9	Valdes	Freeman		54,331
July 4, 1997	at San Francisco	L, 0-4	Estes	Wright	Beck	41,566
July 4, 1998	at San Diego	L, 1-9	Langston	B. Jones		61,148
July 4, 1999	SAN DIEGO	L, 0-11	Ashby (CG)	Bohanon		38,059
July 4, 2000 (D)	at San Francisco	L, 1-4	Hernandez	Yoshii	Nen	40,930
July 4, 2000 (N)	at San Francisco	L, 0-3	Gardner	Karl	Nen	40,930
July 4, 2001	at San Diego	L, 3-8	Hitchcock	Suzuki		34,188
July 4, 2003	at Milwaukee	W, 8-6	S. Reed	Estrella	Speier	21,144
July 4, 2004	DETROIT	W, 10-8	Bernero	Knotts	Chacon	26,944
July 4, 2005	LOS ANGELES	L, 3-4 (11)	Carrara	Witasick	Brazoban	48,538
July 4, 2006	SAN FRANCISCO	W, 6-1	Francis	Schmidt		48,078
July 4, 2007	NEW YORK-NL	W, 17-7	Fogg	O. Hernandez		48,123
July 4, 2008	FLORIDA	W, 18-17	Buchholz	Gregg		48,691
July 4, 2009	ARIZONA	L, 7-11	Schoeneweis	Peralta	Qualls	49,096
July 4, 2010	SAN FRANCISCO	W, 4-3 (15)	Flores	Mota		35,274
July 4, 2011	at Atlanta	L, 1-4	Hanson	Jimenez	Kimbrel	36,137
July 4, 2012	at St. Louis	L, 1-4	Wainwright	Guthrie	Motte	42,338

ROCKIES ON HOME FIREWORKS NIGHTS (27-18)

Date	Opponent	Result	Attendance
July 3, 1993	Chicago	W, 5-4	63,826
July 14, 1994	St. Louis	W, 8-1	63,745
July 4, 1995	Houston	L, 8-16	48,078
July 11, 1996	San Diego	W, 8-5 (10)	45,703
July 10, 1997	San Diego	L, 5-11	45,833
June 24, 1998	Houston	W, 8-6	48,150
July 3, 1999 (D)	San Diego	W, 12-10	38,375
July 3, 1999 (N)	San Diego	W, 8-6	48,750
July 13, 2000	Cincinnati	L, 6-15	48,735
Sept. 22, 2000	Florida	L, 4-8	45,529
July 6, 2001	Anaheim	L, 5-6	48,576
Sept. 28, 2001	Milwaukee	W, 6-5	44,109
July 3, 2002	San Francisco	W, 14-4	48,504
July 5, 2002	San Diego	W, 9-6	48,540
Sept. 20, 2002	Arizona	W, 9-4	37,842
July 2, 2003	Arizona	W, 6-2	47,032
July 3, 2003	Arizona	L, 4-8	48,560
Sept. 19, 2003	San Diego	W, 6-5	31,976
July 2, 2004	Detroit	W, 9-8 (10)	47,585
July 3, 2004	Detroit	W, 11-6	48,131
Sept. 24, 2004	St. Louis	L, 4-5	45,053
May 30, 2005	St. Louis	L, 4-5	34,239
July 4, 2005	Los Angeles	L, 3-4 (11)	48,538
Sept. 23, 2005	San Francisco	L, 6-7	35,265
July 3, 2006	San Francisco	L, 6-9	48,364
July 4, 2006	San Francisco	W, 6-1	48,078
Sept. 22, 2006	Atlanta	W, 6-4	33,260
July 3, 2007	New York-NL	W, 11-3	48,040
July 4, 2007	New York-NL	W, 17-7	48,123
Sept. 28, 2007	Arizona	L, 2-4	48,190
July 3, 2008	Florida	W, 6-5 (11)	48,084
July 4, 2008	Florida	W, 18-17	48,691
Sept. 19, 2008	Arizona	W, 3-2	43,137
July 3, 2009	Arizona	W, 5-0	49,026
July 4, 2009	Arizona	L, 7-11	49,096
Sept. 25, 2009	St. Louis	W, 2-1	48,847
July 2, 2010	San Francisco	W, 6-3	48,127
July 3, 2010	San Francisco	L, 8-11	49,271
Sept. 24, 2010	San Francisco	L, 1-2	49,071
July 1, 2011	Kansas City	W, 9-0	48,282
July 2, 2011	Kansas City	W, 9-6	49,277
Sept. 16, 2011	San Francisco	L, 1-9	47,302
June 29, 2012	San Diego	W, 10-2	42,785
June 30, 2012	San Diego	L, 8-4	48,169
Sept. 21, 2012	Arizona	L, 15-5	42,359



ROCKIES ON MEMORIAL DAY (13-8)

<u>Date</u>	<u>Opponent</u>	<u>Result</u>	<u>Winner</u>	<u>Loser</u>	<u>Atten.</u>
May 31, 1993	PITTSBURGH	W, 6-2	Reynoso	Wakefield	47,665
May 30, 1994	at New York	W, 12-2	Ritz	Gozzo	20,705
May 29, 1995	at St. Louis	L, 5-6 (11)	Habyan	Bailey	26,962
May 27, 1996	at St. Louis	W, 5-2	Ritz	Stottlemeyer	38,043
May 26, 1997	ST. LOUIS	W, 9-7	DeJean	Petkovsek	48,043
May 25, 1998	at St. Louis	W, 6-1	Thomson	Busby	42,038
May 31, 1999	at Atlanta	L, 1-3	Millwood	Astacio	34,136
May 29, 2000	HOUSTON	W, 8-7	White	Cabrera	41,231
May 28, 2001	at Los Angeles	L, 10-11 (11)	Herges	Villone	27,812
May 27, 2002	at San Diego	L, 5-8	Lawrence	Hampton	15,666
May 26, 2003	SAN FRANCISCO	W, 12-7	Fuentes	Nathan	28,340
May 31, 2004	at San Diego	W, 7-1	Jennings	Eaton	38,355
May 30, 2005	ST. LOUIS	L, 4-5	Marquis	Witasick	34,239
May 29, 2006	at San Diego	W, 5-0	Jennings	Thompson	27,904
May 28, 2007	ST. LOUIS	W, 6-2	Francis	Wells	31,575
May 26, 2008	at Philadelphia	L, 5-20	Moyer	De La Rosa	44,764
May 25, 2009	LOS ANGELES-NL	L, 6-16	Ohman	De La Rosa	37,024
May 31, 2010	at San Francisco	W, 4-0	Jimenez	Lincecum	42,645
May 30, 2011	at Los Angeles-NL	L, 1-7	Billingsley	Hammel	36,962
May 28, 2012	vs. Houston (1)	W, 9-7	Belisle	Rodriguez	34,546
May 28, 2012	vs. Houston (2)	W, 7-6 (10)	Roenicke	Myers	35,786

ROCKIES ON LABOR DAY (11-5)

<u>Date</u>	<u>Opponent</u>	<u>Result</u>	<u>Winner</u>	<u>Loser</u>	<u>Atten.</u>
Sept. 6, 1993	at Montreal	L, 3-4	Scott	Reed	40,066
Sept. 4, 1995	at Chicago-NL	L, 0-2	Castillo	Rekar	31,601
Sept. 2, 1996	at Pittsburgh	W, 8-3	Ritz	Loaiza	9,513
Sept. 1, 1997	at Anaheim	W, 4-1	Thomson	Watson	19,614
Sept. 7, 1998	FLORIDA	W, 15-10	Leskanic	Ludwick	41,094
Sept. 6, 1999	at Montreal	W, 5-3	Astacio	Thurman	7,698
Sept. 4, 2000	CHICAGO-NL	W, 6-2	Rose	Lieber	40,277
Sept. 3, 2001	at San Francisco	W, 4-1	Jennings	Rueter	41,528
Sept. 2, 2002	at San Diego	W, 5-2	Jennings	B. Jones	31,857
Sept. 4, 2006	at San Diego	L, 5-7	Seanez	Fuentes	35,722
Sept. 3, 2007	SAN FRANCISCO	W, 7-4	Francis	Cain	30,168
Sept. 1, 2008	SAN FRANCISCO	W, 4-0	De La Rosa	Sanchez	31,388
Sept. 7, 2009	CINCINNATI	W, 4-3	Betancourt	Fisher	40,357
Sept. 6, 2010	CINCINNATI	W, 10-5	Jimenez	Bray	40,237
Sept. 5, 2011	ARIZONA	L, 7-10	Miley	Rogers	40,342
Sept. 3, 2012	at Atlanta	L, 1-6	Medlen	Chatwood	24,848

Record Book

ROCKIES ON FATHER'S DAY (9-11)

<u>Date</u>	<u>Opponent</u>	<u>Result</u>	<u>Winner</u>	<u>Loser</u>	<u>Atten.</u>
June 20, 1993	SAN DIEGO	W, 3-1	Reed	Mason	63,661
June 19, 1994	at Los Angeles	L, 3-7	Astacio	Ritz	51,015
June 18, 1995	ATLANTA	L, 4-9	Mercker	Freeman	48,032
June 16, 1996	PHILADELPHIA	W, 11-3	Ritz	B. Muñoz	48,041
June 15, 1997	at Oakland	L, 2-5	Prieto	Ritz	24,333
June 21, 1998	LOS ANGELES	W, 11-6	B. Jones	Park	48,186
June 20, 1999	FLORIDA	W, 8-7	Bohanon	Dempster	47,070
June 18, 2000	ARIZONA	W, 19-2	Yoshii	Reynoso	48,117
June 17, 2001	at Cincinnati	W, 4-3	Bohanon	Dessens	25,947
June 16, 2002	CLEVELAND	L, 4-5	Colon	Neagle	40,794
June 15, 2003	at Detroit	W, 5-4	Jennings	Knotts	19,323
June 20, 2004	BALTIMORE	L, 2-4	B. Ryan	Chacon	40,532
June 19, 2005	at Baltimore	L, 2-4	H. Penn	Francis	45,945
June 18, 2006	at St. Louis	L, 1-4	Carpenter	Fogg	45,657
June 17, 2007	TAMPA BAY	L, 4-7	Kazmir	Cook	31,190
June 15, 2008	at Chicago-AL	W, 5-3	Cook	Contreras	32,044
June 21, 2009	PITTSBURGH	W, 5-4	De La Rosa	Maholm	44,131
June 20, 2010	MILWAUKEE	L, 1-6	Hoffman	Corpas	46,511
June 19, 2011	DETROIT	L, 1-9	Verlander	Cook	49,015
June 17, 2012	at Detroit	L, 0-5	Scherzer	Guthrie	40,619

ROCKIES ON MOTHER'S DAY (7-13)

<u>Date</u>	<u>Opponent</u>	<u>Result</u>	<u>Winner</u>	<u>Loser</u>	<u>Atten.</u>
May 9, 1994	ATLANTA	L, 7-12	McMichael	S. Reed	70,797
May 8, 1994	at San Diego	W, 1-0	Nied	Ge. Harris	14,328
May 14, 1995	at Florida	W, 6-3	Ritz	Rapp	20,490
May 12, 1996	at Florida	L, 5-7	Nen	Leskanic	21,058
May 11, 1997	at Philadelphia	L, 1-3	Schilling	Thomson	21,282
May 10, 1998	at Montreal	W, 5-3	Kile	Kline	10,041
May 9, 1999	PHILADELPHIA	L, 8-10	Ryan	Veres	40,251
May 14, 2000	SAN FRANCISCO	W, 11-7	G. White	Hernandez	44,577
May 13, 2001	MONTREAL	L, 10-14	Lloyd	Astacio	42,235
May 12, 2002	at New York-NL	W, 4-3 (13)	R. White	K. Davis	33,578
May 11, 2003	at Florida	L, 2-7	Pavano	Cook	9,205
May 9, 2004	at Chicago-NL	L, 4-5 (13)	Rusch	Fassero	39,155
May 8, 2005	at Florida	W, 8-3	Francis	Leiter	17,538
May 14, 2006	at Houston	L, 0-3	Pettitte	Francis	37,614
May 13, 2007	SAN FRANCISCO	L, 2-15	Cain	Buchholz	24,243
May 11, 2008	at San Diego	L, 1-6	Young	Reynolds	28,624
May 10, 2009	FLORIDA	W, 3-2	Cook	Volstad	30,197
May 9, 2010	at Los Angeles	L, 0-2	Jimenez	Kershaw	40,718
May 15, 2011	SAN DIEGO	L, 2-8	Latos	Hammel	38,109
May 13, 2012	at Los Angeles	L, 5-11	Lilly	White	49,124



All-Time Roster (463)

PLAYER	POS.	YEAR(S)	BIRTHPLACE	PLAYER	POS.	YEAR(S)	BIRTHPLACE
Abbott, Kurt	INF/OF	1998-99	Zanesville, OH	Deduno, Samuel	RHP	2010	La Romana, D.R.
Acevedo, Jose	RHP	2005	Santo Domingo, D.R.	DeJean, Mike	RHP	1997-2000, 2005-06	Baton Rouge, LA
Acevedo, Juan	RHP	1995, 2001	Ciudad Juarez, Mexico	Delcarmen, Manny	RHP	2010	Boston, MA
Affeldt, Jeremy	LHP	2006-07	Phoenix, AZ	Dessens, Elmer	RHP	2007	Hermosillo, Mexico
Agbayani, Benny	OF	2002	Honolulu, HI	Dingman, Craig	RHP	2001	Wichita, KS
Aldred, Scott	LHP	1993	Flint, MI	Dipoto, Jerry	RHP	1997-2001	Jersey City, NJ
Alfonzo, Eliezer	C	2011	Puerto la Cruz, VZ	Dohmann, Scott	RHP	2004-06	New Orleans, LA
Allen, Luke	OF	2003	Covington, GA	Dotel, Octavio	RHP	2010	Santo Domingo, D.R.
Alomar Jr., Sandy	C	2002	Salinas, PR	Driskill, Travis	RHP	2004	Omaha, NE
Alston, Garvin	RHP	1996	Mt. Vernon, NY	Eaton, Adam	RHP	2009	Seattle, WA
Amezaga, Alfredo	INF	2005, 2011	Ciudad Obregon, Mexico	Echevarria, Angel	OF	1996-2000	Bridgeport, CT
Anderson, Matt	RHP	2005	Louisville, KY	Ekstrom, Mike	RHP	2012	Portland, OR
Anthony, Eric	OF	1996	San Diego, CA	Elarton, Scott	RHP	2001-04	Lamar, CO
Ardoin, Danny	C	2005-06	Ville Platte, LA	Eldred, Brad	IB	2010	Fort Lauderdale, FL
Arias, Alberto	RHP	2007-08	Santo Domingo, D.R.	Ellis, Mark	2B	2011	Rapid City, SD
Arrojo, Rolando	RHP	2000	Havana, Cuba	Embree, Alan	LHP	2009	Dalles, OR
Asencio, Miguel	RHP	2006	Villa Mella, D.R.	Encarnacion, Mario	OF	2001	Bani, D.R.
Ashby, Andy	RHP	1993	Kansas City, MO	Escalona, Edgmer	RHP	2010-12	La Guaira, VZ
Astacio, Pedro	RHP	1997-2001	Hato Mayor, D.R.	Esposito, Mike	RHP	2005	Los Angeles, CA
Atkins, Garrett	INF	2003-09	Orange, CA	Estalella, Bobby	C	2002-03	Hialeah, FL
Aybar, Manny	RHP	2000	Bani, D.R.	Estes, Shawn	LHP	2004	San Bernardino, CA
Bailey, Roger	RHP	1995-97	Chattahoochee, FL	Estrada, Horacio	RHP	2001	San Joaquin, Venezuela
Baker, Jeff	INF	2005-09	Badkissagen, W. Germany	Farmer, Mike	LHP	1996	Gary, IN
Barker, Sean	OF	2007	Bakersfield, CA	Fasano, Sal	C	2001	Chicago, IL
Barnes, Clint	INF	2003-10	Vincennes, IN	Fassero, Jeff	LHP	2004	Springfield, IL
Barry, Jeff	OF	1998-99	Medford, OR	Field, Nate	RHP	2006	Denver, CO
Bartee, Kimera	OF	2001	Omaha, NE	Field, Tommy	INF	2011-12	Austin, TX
Bates, Jason	INF	1995-98	Downey, CA	Finley, Steve	OF	2007	Union City, TN
Bautista, Denny	RHP	2006-07	Sanchez, D.R.	Flores, Randy	LHP	2002, 2009-10	Bellflower, CA
Beckett, Robbie	LHP	1996-97	Austin, TX	Fogg, Josh	RHP	2006-07, 2009	Lynn, MA
Beimel, Joe	LHP	2009-10	St. Mary's, PA	Fowler, Dexter	OF	2008-12	Atlanta, GA
Belinda, Stan	RHP	2000	Huntingdon, PA	Francis, Jeff	LHP	2004-10, 2012	Vancouver, British Columbia
Belisle, Matt	RHP	2009-12	Austin, TX	Fredrickson, Scott	RHP	1993	Manchester, NH
Belitz, Todd	LHP	2001	Des Moines, IA	Freeman, Choo	OF	2004-06	Pine Bluff, AR
Bellhorn, Mark	INF	2003	Boston, MA	Freeman, Marvin	RHP	1994-96	Chicago, IL
Belliard, Ronnie	INF	2003	Bronx, NY	Friedrich, Christian	LHP	2012	Evanston, IL
Bellorin, Edwin	C	2007-09	Bolivar, Venezuela	Frye, Jeff	INF	2000	Oakland, CA
Beltran, Rigo	LHP	1999-2000	Tijuana, Mexico	Fuentes, Brian	LHP	2002-07	Merced, CA
Benavides, Freddie	INF	1993	Laredo, TX	Gainer, Jay	INF	1993	Panama City, FL
Bennett, Gary	C	2001-02	Waukegan, IL	Gallarraga, Andres	INF	1993-97	Caracas, Venezuela
Bernero, Adam	RHP	2003-04	San Jose, CA	Gant, Ron	OF	2001	Victoria, TX
Bernier, Doug	IF	2008	Santa Maria, CA	Garabito, Eddy	INF	2005	Manreza, D.R.
Betancourt, Rafael	RHP	2009-12	Cumana, VZ	Garner, Cole	OF	2011	Long Beach, CA
Bichette, Dante	OF	1993-99	West Palm Beach, FL	Giambi, Jason	1B	2009-12	West Covina, CA
Bigbie, Larry	OF	2005	Hobart, IN	Gibson, Derrick	OF	1999	Winter Haven, FL
Billings, Bruce	RHP	2011	San Diego, CA	Gil, Geronimo	C	2007	Estacion Lagunas, Mexico
Blackmon, Charlie	OF	2011-12	Dallas, TX	Girardi, Joe	C	1993-95	Peoria, IL
Blair, Willie	RHP	1993-94	Paintsville, KY	Gissell, Chris	RHP	2004	Tacoma, WA
Blanco, Henry	C	1999	Caracas, Venezuela	Gload, Ross	INF	2002	Brooklyn, NY
Bohanon, Brian	LHP	1999-2001	Denton, TX	Gomez, Hector	INF	2011	San Pedro, DR
Boston, Daryl	OF	1993	Cincinnati, OH	Gonzales, Rene	INF	1997	Austin, TX
Bottenfield, Kent	RHP	1993-94	Portland, OR	Gonzalez, Carlos	OF	2009-12	Maracaibo, Venezuela
Bowers, Cedrick	LHP	2008	Gainesville, FL	Gonzalez, Edgar	RHP	2011	Monterrey, MX
Bowie, Micah	LHP	2008	Webster, TX	Gonzalez, Lariel	RHP	1998	San Cristobal, D.R.
Bragg, Darren	OF	2000	Waterbury, CT	Gonzalez, Luis	INF/OF	2004-06	Macay, Venezuela
Brito, Jorge	C	1995-96	Moncion, D.R.	Goodwin, Curtis	OF	1998	Oakland, CA
Brothers, Rex	LHP	2011-12	Murfreesboro, TN	Goodwin, Tom	OF	2000	Fresno, CA
Brown, Andrew	RHP	2012	Dallas, TX	Grahe, Joe	RHP	1995	West Palm Beach, FL
Brownson, Mark	RHP	1998-99	Lake Worth, FL	Grant, Mark	RHP	1993	Aurora, IL
Brumbaugh, Cliff	OF	2001	Wilmington, DE	Greene, Todd	C	2004-05	Augusta, GA
Buchholz, Taylor	RHP	2007-10	Lower Merion, PA	Grilli, Jason	RHP	2008-09	Royal Oak, MI
Burke, John	RHP	1996-97	Durango, CO	Guthrie, Jeremy	RHP	2012	Roseburg, OR
Burks, Ellis	OF	1994-98	Vicksburg, MS	Habyan, John	RHP	1996	Bay Shore, NY
Burnitz, Jeromy	OF	2004	Westminster, CA	Hackman, Luther	RHP	1999	Columbus, MS
Butler, Brent	INF	2001-03	Lauringbury, NC	Hamilton, Darryl	OF	1998-99	Baton Rouge, LA
Byrnes, Eric	OF	2005	Redwood City, CA	Hammel, Jason	RHP	2009-11	Greenville, SC
Cabrera, Edwar	LHP	2012	Bani, D.R.	Hammonds, Jeffrey	OF	2000	Plainfield, NJ
Cangelosi, John	OF	1999	Brooklyn, NY	Hampson, Justin	LHP	2006	Belleville, IL
Capellan, Jose	RHP	2008	Cotui, D.R.	Hampton, Mike	LHP	2001-02	Brooksville, FL
Carpenter, Bubba	OF	2000	Dallas, TX	Harikkala, Tim	RHP	2004, 2007	West Palm Beach, FL
Carrara, Giovanni	RHP	2000	Edo Arzoategui, Venezuela	Harkey, Mike	RHP	1994	San Diego, CA
Carroll, Jamey	INF	2006-07	Evansville, IN	Harris, Greg W.	RHP	1993-94	Greensboro, NC
Carvajal, Marcos	RHP	2005	Bolivar, Venezuela	Harris, Lenny	INF/OF	1999	Miami, FL
Castellano, Pedro	INF	1993, 1995-96	Lara, Venezuela	Harris, Will	RHP	2012	Houston, TX
Castilla, Vinny	INF	1993-99, 2004, 2006	Oaxaca, Mexico	Hawblitzel, Ryan	RHP	1996	West Palm Beach, FL
Castillo, Frank	RHP	1997	El Paso, TX	Hawkins, LaTroy	RHP	2007	Gary, IN
Chacin, Jhoulys	RHP	2009-12	Maracaibo, Zulia, Venezuela	Hawpe, Brad	OF	2004-10	Fort Worth, TX
Chacon, Shawn	RHP	2001-05	Anchorage, AK	Hayes, Charlie	INF	1993-94	Hattiesburg, MS
Chatwood, Tyler	RHP	2012	Fontana, CA	Helton, Todd	INF	1997-2012	Knoxville, TN
Chouinard, Bobby	RHP	2000-01	Manila, Philippines	Henry, Butch	LHP	1993	El Paso, TX
Christman, Tim	RHP	2001	Oneonta, NY	Herges, Matt	RHP	2007-09	Champaign, IL
Cirillo, Jeff	INF	2000-01	Pasadena, CA	Hernandez, Jose	INF	2003	Rio Piedras, D.R.
Clark, Jerald	OF	1993	Crockett, TX	Hernandez, Livan	RHP	2008	Villa Clara, Cuba
Clarke, Darren	RHP	2007	San Diego, CA	Hernandez, Ramon	C	2012	Caracas, VZ
Clayton, Royce	INF	2004	Burbank, CA	Herrera, Jonathan	IF	2008, 2010-12	Maracaibo, Venezuela
Clemente, Edgard	OF	1998	Santurce, PR	Hickerson, Bryan	LHP	1995	Bemidji, MN
Closser, J.D.	C	2004-06	Beech Grove, IN	Hirsh, Jason	RHP	2007-08	Santa Monica, CA
Cockrell, Alan	OF	1996	Kansas City, KS	Hocking, Denny	INF/OF	2004	Torrance, CA
Colbrunn, Greg	INF/OF	1998	Fontana, CA	Hollandsworth, Todd	OF	2000-02	Dayton, OH
Cole, Alex	OF	1993	Fayetteville, NC	Holliday, Matt	OF	2004-08	Stillwater, OK
Coles, Darnell	INF/OF	1997	San Bernardino, CA	Holmes, Darren	RHP	1993-97	Asheville, NC
Colina, Alvin	C	2006	Puerto Cabello, Venezuela	House, Craig	RHP	2000	Okinawa, Japan
Colvin, Tyler	OF	2012	Augusta, GA	Hubbard, Trenidad	OF	1994-96	Chicago, IL
Contreras, Jose	RHP	2009	CUBA	Hunter, Brian L.	OF	2000	Portland, OR
Cook, Aaron	RHP	2002-11	Ft. Campbell, KY	Hurst, Bruce	LHP	1993	St. George, UT
Corey, Mark	RHP	2002	Coudersport, PA	Huskey, Butch	OF	2000	Anadarko, OK
Corpas, Manuel	RHP	2006-10	Panama City, Panama	Hutton, Mark	RHP	1997	South Adelaide, Australia
Cortes, David	RHP	2005-06	Mexicali, Mexico	Iannetta, Chris	C	2006-11	Providence, RI
Counsell, Craig	INF	1995, 1997	South Bend, IN	James, Mike	RHP	2002	Fort Walton, FL
Croushore, Rick	RHP	2000	Lakehurst, NY	Jarvis, Kevin	RHP	2000, 2004	Lexington, KY
Cruz, Jacob	OF	2001	Oxnard, CA	Jennings, Jason	RHP	2001-06	Dallas, TX
Cruz, Nelson	RHP	2003	Puerto Plata, D.R.	Jennings, Robin	OF	2001	Singapore, Singapore
Cuddy, Michael	OF	2012	Norfolk, VA	Jimenez, Jose	RHP	2000-03	San Pedro de Macoris, D.R.
Cust, Jack	OF	2002	Flemington, NJ	Jimenez, Ubaldo	RHP	2006-11	Nagua, D.R.
Czajkowski, Jim	RHP	1994	Parma, OH	Johnson, Alan	RHP	2011	Birmingham, AL
Daley, Matt	RHP	2009-11	Flushing Queens, NY	Johnson, Charles	C	2003-04	Fort Pierce, FL
Darensbourg, Vic	LHP	2003	Los Angeles, CA	Johnson, Howard	OF	1994	Clearwater, FL
Davenport, Joe	RHP	2001	Chicago, IL	Jones, Bobby M.	LHP	1997-99	Orange, NJ
Davis, Kane	RHP	2001	Ripley, WV	Jones, Chris	OF	1993-94	Utica, NY
Day, Zach	RHP	2005-06	Cincinnati, OH	Jones, Terry	OF	1996	Birmingham, AL
De La Rosa, Jorge	LHP	2008-11	Monterrey, Mexico	Jones, Todd	RHP	2002-03	Marietta, GA
De los santos, Valerio	LHP	2008	Las Matas de Farfan, D.R.	Julio, Jorge	RHP	2007	Caracas, Venezuela
Decker, Steve	C	1996	Rock Island, IL	Kapler, Gabe	OF	2002-03	Hollywood, CA



ALL-TIME ROSTER CONTINUED

PLAYER	POS.	YEAR(S)	BIRTHPLACE	PLAYER	POS.	YEAR(S)	BIRTHPLACE
Karl, Scott	LHP	2000	Fontana, CA	Ramirez, Ramon	RHP	2006-07	Puerto Plata, D.R.
Kelly, Mike	OF	1999	Los Angeles, CA	Ramirez, Roberto	LHP	1999	Vega de Alatorre, Mexico
Kennedy, Joe	LHP	2004-05	La Mesa, CA	Rath, Fred	RHP	1998	Dallas, TX
Keppel, Bobby	RHP	2007	St. Louis, MO	Redman, Mark	LHP	2007-08	San Diego, CA
Kieschnick, Brooks	INF/OF	2001	Robstown, TX	Reed, Jeff	C	1996-99	Joliet, IL
Kile, Darryl	RHP	1998-99	Garden Grove, CA	Reed, Steve	RHP	1993-97, 2003-04	Los Angeles, CA
Kim, Byung-Hyun	RHP	2005-07	Gwangju, South Korea	Register, Steven	RHP	2008	Columbus, GA
Kim, Sun-Woo	RHP	2005-06	Incheon, South Korea	Rekar, Bryan	RHP	1995-97	Dallas, TX
King, Ray	LHP	2006	Chicago, IL	Relaford, Desi	INF/OF	2005	Valdosta, GA
Kingery, Mike	OF	1994-95	St. James, MN	Restovich, Michael	OF	2005	Rochester, MN
Knudson, Mark	RHP	1993	Denver, CO	Reyes, Denny	RHP	2002	Higuera De Zaragza, Mex.
Koshansky, Joe	INF	2007-08	Shreveport, LA	Reyes, Rene	OF	2003-04	Margarita, Venezuela
Kouzmanoff, Kevin	INF	2011	Newport Beach, CA	Reynolds, Greg	RHP	2008, 2011	Pacificca, CA
Kroon, Marc	RHP	2004	Bronx, NY	Reynolds, Matt	LHP	2010-12	Knoxville, TN
Lansing, Mike	INF	1998-2000	Rawlins, WY	Reynoso, Armando	RHP	1993-96	San Luis Potosi, Mexico
Ledesma, Aaron	INF	2000	Union City, CA	Richard, Chris	OF	2003	San Diego, CA
Lee, David	RHP	1999-2000	Pittsburgh, PA	Rincon, Juan	RHP	2009-10	Maracaibo, Venezuela
LeMahieu, DJ	INF	2012	Visalia, CA	Ritz, Kevin	RHP	1994-98	Eatontown, NJ
Leskanic, Curtis	RHP	1993-99	Homestead, PA	Roa, Joe	RHP	2003	Southfield, MI
Lindstrom, Matt	RHP	2011	Rexburg, ID	Roenicke, Josh	RHP	2011-12	Baltimore, MD
Liriano, Nelson	INF	1993-94, 1998	Puerto Plata, D.R.	Rogers, Esmil	RHP	2009-12	Santo Domingo, D.R.
Little, Mark	OF	2001-02	Edwardsville, IL	Romano, Jason	INF/OF	2002	Tampa, FL
Lopez, Aquilino	RHP	2005	Villa Altigracia, D.R.	Romero, J.C.	LHP	2011	Rio Piedras, PR
Lopez, Javier	LHP	2003-05	San Juan, PR	Romero, Mandy	C	2003	Miami, FL
Lopez, Jose	INF	2011	Anzoategui, VZ	Rosario, Wilin	C	2011-12	Bonao, DR
Lopez, Rodrigo	RHP	2007	Tlalhepanilla, Mexico	Rose, Brian	RHP	2000	New Bedford, MA
Lowe, Sean	RHP	2002	Dallas, TX	Ruffin, Bruce	LHP	1993-97	Lubbock, TX
Mabry, John	INF	2007	Wilmington, DE	Rusch, Glendon	LHP	2009	Seattle, WA
Machado, Anderson	INF	2005	Caracas, Venezuela	Rutledge, Josh	INF	2012	Birmingham, AL
Manto, Jeff	INF	2000	Bristol, PA	Saberhagen, Bret	RHP	1995	Chicago Heights, IL
Manwaring, Kirt	C	1997-99	Elmira, NY	Sager, A.J.	RHP	1995	Columbus, OH
Marquis, Jason	RHP	2009	Mohasset, NY	Saize, Mike	RHP	1998	San Diego, CA
Marrero, Eli	OF	2006	Havana, Cuba	Salazar, Jeff	OF	2006	Oklahoma City, OK
Martin, Tom	LHP	2006-07	Charleston, SC	Sanchez, Jesus	LHP	2003	Nizao, D.R.
Matsui, Kazuo	INF	2006-07	Osaka, Japan	Sanchez, Jonathan	LHP	2012	Mayaguez, P.R.
Mayne, Brent	C	2000-01	Loma Linda, CA	Sanford, Mo	RHP	1993	Americus, GA
McBride, Matt	INF/OF	2012	Bethlehem, PA	Santos, Victor	RHP	2002	Las Matas de Farfan, D.R.
McClellan, Zach	RHP	2007	Toledo, OH	Scahill, Rob	RHP	2012	Lombard, IL
McCoy, Mike	INF	2009	San Diego, CA	Scott, Tim	RHP	1997	Hanford, CA
McCracken, Quinton	OF	1995-97	Wilmington, NC	Scutaro, Marco	INF	2012	San Felipe, VZ
McCurry, Jeff	RHP	1997	Tokyo, Japan	Seay, Bobby	LHP	2005	Sarasota, FL
McElroy, Chuck	LHP	1998-99	Port Arthur, TX	Sefcik, Kevin	INF	2001	Tinley Park, IL
McKeel, Walt	C	2002	Wilson, NC	Serafini, Dan	LHP	2007	San Francisco, CA
McKenry, Mike	C	2010	Knoxville, TN	Servais, Scott	C	2000	LaCrosse, WI
McRae, Brian	OF	1999	Bradenton, FL	Service, Scott	RHP	1993	Cincinnati, OH
Mejia, Roberto	INF	1993-95	Hato Mayor, D.R.	Sexton, Chris	INF/OF	1999	Cincinnati, OH
Melhuse, Adam	C	2000-01, 2008	Santa Clara, CA	Sheaffer, Danny	C	1993-94	Jacksonville, FL
Mendoza, Carlos	OF	2000	Bolivar, Venezuela	Shealy, Ryan	INF	2005-06	Fort Lauderdale, FL
Mercker, Kent	LHP	2002	Indianapolis, PA	Shepherd, Keith	RHP	1993	Wabash, IN
Mesa, Jose	RHP	2006	Azua, D.R.	Shumpert, Terry	INF/OF	1998-2002	Paducah, KY
Miceli, Dan	RHP	2001, 2003, 2005	Newark, NJ	Simpson, Allan	RHP	2004-05	Springfield, IL
Miles, Aaron	INF	2004-05	Pittsburg, CA	Smith, Bryn	RHP	1993	Marietta, GA
Miller, Jim	RHP	2011	Morristown, NJ	Smith, Greg	LHP	2010	Alexandria, LA
Miller, Matt	RHP	2003	Greenwood, MS	Smith, Jason	INF	2006	Meridian, MS
Millwood, Kevin	RHP	2011	Gastonia, NC	Smith, Seth	OF	2007-11	Jackson, MS
Minchey, Nate	RHP	1997	Austin, TX	Sosa, Juan	INF/OF	1999	San Francisco de Macoris, D.R.
Mohr, Dustan	OF	2005	Hattiesburg, MS	Speier, Justin	RHP	2001-03	Walnut Creek, CA
Moore, Marcus	RHP	1993-94	Oakland, CA	Speier, Ryan	RHP	2005, 2007-09	Frankfort, KY
Mora, Melvin	INF	2010	Agua Negra, VZ	Spillborgs, Ryan	OF	2005-11	Santa Barbara, CA
Moraga, David	LHP	2000	Torrance, CA	Stark, Denny	RHP	2002-04	Hicksville, OH
Morales, Franklin	LHP	2007-11	San Juan Morros, Venezuela	Stewart, Ian	INF/OF	2008-11	Long Beach, CA
Morales, Jose	C	2011	Rio Piedras, PR	Street, Huston	RHP	2009-11	Austin, TX
Morillo, Juan	RHP	2006-07	San Pedro de Macoris, D.R.	Stoops, Jim	RHP	1998	Edison, NJ
Mortensen, Clayton	RHP	2011	Rexburg, ID	Strittmatter, Mark	C	1998	Huntington, NY
Moscoco, Guillermo	RHP	2012	Maracay, Venezuela	Stults, Eric	LHP	2011	Plymouth, IN
Moyer, Jamie	LHP	2012	Sellersville, PA	Stynes, Chris	INF	2003	Queens, NY
Muñoz, Mike	LHP	1993-98	Baldwin Park, CA	Sullivan, Cory	OF	2005-08	Tulsa, OK
Murphy, Dale	OF	1993	Portland, OR	Suzuki, Mac	RHP	2001	Kobe, Japan
Murton, Matt	OF	2009	Ft. Lauderdale, FL	Sweeney, Mark	INF/OF	2003-04	Framingham, MA
Myers, Mike	LHP	2000-01	Arlington Heights, CA	Swift, Bill	RHP	1995-97	Portland, Maine
Neagle, Denny	LHP	2001-03	Gambrills, MD	Tatum, Jim	C/INF	1993, 1995	Grossmont, CA
Neal, Blaine	RHP	2005	Marlton, NJ	Tavarez, Julian	RHP	2000	Santiago, D.R.
Nelson, Chris	INF	2010-12	Washington, D.C.	Taveras, Willy	OF	2007-08	Tenares, D.R.
Newman, Josh	LHP	2007	Portsmouth, OH	Thompson, Mark	RHP	1994-98	Russellville, KY
Nicasio, Juan	RHP	2011-12	San Francisco de Macoris, DR	Thompson, Milt	OF	1996	Washington, DC
Nichting, Chris	RHP	2001-02	Cincinnati, OH	Thomson, John	RHP	1997-2001	Vicksburg, MS
Nied, David	RHP	1993-96	Dallas, TX	Torrealba, Yorvit	C	2006-09	Caracas, Venezuela
Nieves, Wil	C	2012	San Juan, P.R.	Torres, Carlos	RHP	2012	Santa Cruz, CA
Nix, Jayson	IF	2008	Dallas, TX	Tracy, Andy	INF	2004	Bowling Green, OH
Nokes, Matt	C	1995	San Diego, CA	Tsao, Chin-hui	RHP	2003-05	Hua-Lien, Taiwan
Norton, Greg	INF/OF	2001-03	San Leandro, CA	Tulowitzki, Troy	INF	2006-12	Santa Clara, CA
Núñez, Vladimir	RHP	2004	Havana, Cuba	Uribe, Juan	INF	2001-03	Bani, D.R.
Ochoa, Alex	OF	2001	Miami Lakes, FL	Van Burkleo, Ty	INF	1994	Oakland, CA
Ojeda, Miguel	C	2006	Guaymas, Mexico	Vance, Cory	LHP	2002-03	Dayton, OH
Olivares, Omar	RHP	1995	Mayaguez, PR	Vander Wal, John	INF/OF	1994-98	Grand Rapids, MI
Oliver, Darren	LHP	2003	Kansas City, MO	Vaughn, Greg	OF	2003	Sacramento, CA
Olivo, Miguel	C	2010	Villa Vasquez, D.R.	Venafro, Mike	LHP	2006	Takoma Park, MD
Olson, Tim	INF	2005	Grand Forks, ND	Veres, Dave	RHP	1998-99	Montgomery, AL
Ortega, Rafael	OF	2012	El Tigre, VZ	Villone, Ron	RHP	2001	Englewood, NJ
Ortiz, Jose	INF	2001-02	Santo Domingo, D.R.	Vizcaino, Luis	RHP	2008	Bani, D.R.
Ortiz, Ramon	RHP	2007	Cotui, D.R.	Wainhouse, David	RHP	1998-99	Toronto, Ontario
Ottavino, Adam	RHP	2012	New York, NY	Walker, Larry	OF	1995-2004	Maple Ridge, B.C.
Outman, Josh	LHP	2012	St. Louis, MO	Walker, Pete	RHP	2000	Beverly, MA
Owens, Jayhawk	C	1993-96	Cincinnati, OH	Walker, Todd	INF	2000-01	Bakersfield, CA
Ozuna, Pablo	INF	2003	Santo Domingo, D.R.	Walton, Bruce	RHP	1994	Bakersfield, CA
Pacheco, Jordan	INF/C	2011-12	Albuquerque, NM	Wasdin, John	RHP	2000-01	Fort Belvoir, VA
Pagnozzi, Matt	C	2011	Miami, Arizona	Watkins, Pat	OF	1999	Raleigh, NC
Painter, Lance	LHP	1993-96	Bedford, England	Wayne, Gary	RHP	1993	Dearborn, MI
Parrett, Jeff	RHP	1993	Indianapolis, IN	Wedge, Eric	C	1993	Fort Wayne, IN
Paulino, Felipe	RHP	2011	Santo Domingo, DR	Weiss, Walt	INF	1994-97	Tuxedo, NY
Payton, Jay	OF	2002-03, 2010	Zanesville, OH	Wells, Kip	RHP	2008	Houston, TX
Pellow, Kit	INF/OF/C	2003-04	Kansas City, MO	Wendell, Turk	RHP	2004	Pittsfield, MA
Peña, Elvis	INF	2000	San Pedro de Macoris, D.R.	White, Alex	RHP	2011-12	Greenville, NC
Peralta, Joel	RHP	2009	Bonao, D.R.	White, Derrick	OF	1998	San Rafael, CA
Perez, Neifi	INF	1996-2001	Villa Mella, D.R.	White, Gabe	LHP	2000-01	Sebring, FL
Petersen, Chris	C/OF	1999	Boston, MA	White, Rick	RHP	2002	Springfield, OH
Petrick, Ben	INF/OF	1999-2003	Salem, OR	Wigginton, Ty	INF/OF	2011	San Diego, CA
Phillips, J.R.	C	1999	West Covina, CA	Williams, Randy	LHP	2005	Harlingen, TX
Phillips, Paul	OF	2009-10	Demopolis, AL	Wilson, Preston	OF	2003-05	Barnberg, SC
Piedra, Jorge	OF	2004-06	Sun Valley, CA	Witasick, Jay	RHP	2005	Baltimore, MD
Pierre, Juan	OF	2000-02	Mobile, AL	Womack, Tony	INF/OF	2003	Chatham, VA
Podsednik, Scott	OF	2008	West, TX	Wright, Jamey	RHP	1996-99, 2004-05	Oklahoma City, OK
Pomeranz, Drew	LHP	2011-12	Collierville, TN	Yoshii, Masato	RHP	2000	Osaka, Japan
Porzio, Mike	LHP	1999	Waterbury, CT	Young, Eric	INF/OF	1993-97	New Brunswick, NJ
Powell, Jay	RHP	2001	Meridian, MS	Young, Jr., Eric	INF	2009-12	New Brunswick, NJ
Pulliam, Harvey	OF	1995-97	San Francisco, CA	Young, Gerald	OF	1993	Tela, Honduras
Putnam, Zach	RHP	2012	Rochester, MI	Young, Jason	RHP	2003-04	Oakland, CA
Quintanilla, Omar	INF	2005-09	El Paso, TX	Zaun, Gregg	C	2003	Glendale, CA
Raabe, Brian	INF	1997	New Ulm, MN	Zeile, Todd	INF	2002	Van Nuys, CA

00

*Brad Andress, 2000-08

1

*Jerry Royster, 1993
Trenidad Hubbard, 1994-95
Curtis Goodwin, 1998
*Dave Garcia, 2000-02
Pablo Ozuna, 2003
Anderson Machado, 2005
Jamey Carroll, 2006-07
Doug Bernier, 2008
Eric Young Jr., 2011-12

2

Gerald Young, 1993
*Gene Glynn, 1994, 1996-98
Terry Jones, 1996
Chris Petersen, 1999
Juan Sosa, 1999
Aaron Ledesma, 2000
Jeff Frye, 2000
Brent Butler, 2001
Jose Ortiz, 2002
*Mike Gallego, 2002, 2005-07
*Sandy Alomar Sr., 2003-04
Troy Tulowitzki, 2007-12

3

*Jerry Royster, 1993
Dale Murphy, 1993
Q. McCracken, 1995-97
Mike Lansing, 1998-2000
Ron Gant, 2001
Alex Ochoa, 2001
Jason Romano, 2002
Rene Reyes, 2003
Jorge Piedra, 2004-06
*Jamie Quirk, 2006
Willy Taveras, 2007-08
Eric Young, Jr., 2009-10
Michael Cuddy, 2012

4

Nelson Liriano, 1993-94
Craig Counsell, 1995
*Jackie Moore, 1997-98
Chris Sexton, 1999
Jeffrey Hammonds, 2000
Juan Uribe, 2001-03
Luis Gonzalez, 2004-06
Jayson Nix, 2008
*Jim Tracy, 2009-12

5

Alex Cole, 1993
Neifi Perez, 1996-2001
Brent Butler, 2002-03
Tony Womack, 2003
Matt Holliday, 2004-08
Carlos Gonzalez, 2009-12

6

Daryl Boston, 1993
Jason Bates, 1995-98
*Bruce Kimm, 1999
Jeff Frye, 2000
Juan Pierre, 2000
Ben Petrick, 2001-03
Mandy Romero, 2003
Aaron Miles, 2004-05
Omar Quintanilla, 2006-09
Melvin Mora, 2010
Tommy Field, 2011
Alex White, 2012

7

Joe Girardi, 1993-95
Trenidad Hubbard, 1996
Craig Counsell, 1997
Kurt Abbott, 1998-99
Jeff Cirillo, 2000-01
Todd Zeile, 2002
Chris Stynes, 2003
Rene Reyes, 2004
J.D. Closser, 2005-06
Kazuo Matsui, 2007
*Mike Gallego, 2008
Seth Smith, 2009-11
Matt McBride, 2012

8

Roberto Mejia, 1993-95
Kirt Manwaring, 1997-99

Brent Mayne, 2000-01
Bobby Estalella, 2002-03
*Jamie Quirk, 2004
Desi Relaford, 2005
Omar Quintanilla, 2005
Yorvit Torrealba, 2006-09
Michael McKenry, 2010
Charlie Blackmon, 2011-12

9

Vinny Castilla, 1993-99
Juan Pierre, 2001-02
*Jamie Quirk, 2003, 05-08
Vinny Castilla, 2004, 06, *07-12
Ian Stewart, 2009-11
DJ LeMahieu, 2012

10

Dante Bichette, 1993-99
Mike Hampton, 2001-02
Ronnie Belliard, 2003
Royce Clayton, 2004
Jeff Baker, 2005-09
Chris Nelson, 2010-12

11

Matt Nokes, 1995
Angel Echevarria, 1996-98
*Jim Leyland, 1999
*Toby Harrah, 2000-02
Luke Allen, 2003
Brad Hawpe, 2004-10
*Tom Runnels, 2011-12

12

Freddie Benavides, 1993
Mike Kingery, 1994-95
Pedro Castellano, 1996
Brian Raabe, 1997
Darryl Hamilton, 1998-99
Edgard Clemente, 1999
Brian Hunter, 2000
Todd Walker, 2001
Jose Ortiz, 2001-02
Clint Barmes, 2003-06, 08-10
Steve Finley, 2007
Seth Smith, 2007
Wilin Rosario, 2011
Andrew Brown, 2012

13

Charlie Hayes, 1993-94
Ryan Hawblitzel, 1996
*Clint Hurdle, 1997-03, 2005-07
Jeff Fassero, 2004
*Carney Lansford, 2011
Drew Pomeranz, 2012

14

Andres Galarrraga, 1993-97
Todd Walker, 2000
Greg Norton, 2001-03
Matt Anderson, 2005
Troy Tulowitzki, 2006
Sean Barker, 2007
Dexter Fowler, 2008
Matt Murton, 2009
Mark Ellis, 2011
Josh Rutledge, 2012

15

P. Castellano, 1993, 1995
Jeff Reed, 1996-99
Ben Petrick, 1999-2000
Denny Neagle, 2001-03
Alfredo Amezaga, 2005
Jeff Salazar, 2006
Edwin Bellorin, 2007-09
Jay Payton, 2010
Kevin Kouzmanoff, 2011
Guthrie, Jeremy, 2012

16

Danny Sheaffer, 1993-94
Curtis Leskanic, 1995-99
*Fred Kendall, 2000
Mac Suzuki, 2001
Kimera Bartee, 2001
Jose Jimenez, 2002-03
Denny Hocking, 2004
Jamey Wright, 2004-05
Eli Marrero, 2006
Kazuo Matsui, 2006
Geronimo Gil, 2007
Kip Wells, 2008

Adam Melhuse, 2008
Huston Street, 2009-11

17

David Nied, 1993-96
Todd Helton, 1997-2012

18

Bruce Ruffin, 1993-97
Mike DeJean, 2000, 2005-06
*Fred Kendall, 2001-02
Jose Hernandez, 2003
Andy Tracy, 2004
Cory Sullivan, 2007-08
Mike McCoy, 2009
*Jim Tracy, 2009
Jonathan Herrera, 2010-12

19

Willie Blair, 1993-94
Jim Tatum, 1995
Jamey Wright, 1996-97
Derrick White, 1998
Edgard Clemente, 1998-99
Scott Karl, 2000
Mark Little, 2001-02
Gabe Kapler, 2002-03
Kit Pellow, 2003-04
Ryan Spilborghs, 2005-11
Marco Scutaro, 2012

20

Jim Tatum, 1993
Howard Johnson, 1994
Bill Swift, 1995-97
Mike Saip, 1998
*Lorenzo Bundy, 1999
*Dallas Williams, 2000-02
Greg Vaughn, 2003
Todd Greene, 2004-05
Miguel Ojeda, 2006
Chris Iannetta, 2006-11
Wilin Rosario, 2012

21

Eric Young, 1993-97
Jamey Wright, 1998-99
Masato Yoshii, 2000
Kevin Seifick, 2001
Adam Melhuse, 2001
Jack Cust, 2002
Chris Richard, 2003
Choo Freeman, 2004-06
Clint Barmes, 2007
Jonathan Herrera, 2008
Jason Marquis, 2009
Miguel Olivo, 2010
Ty Wigginton, 2011
Tyler Colvin, 2012

22

Eric Wedge, 1993
Walt Weiss, 1994-97
Nelson Liriano, 1998
Mark Strittmatter, 1998
Pat Watkins, 1999
Terry Shumpert, 1999-2002
*Walt Weiss, 2003-04, 07
Dustan Mohr, 2005
Scott Podsednik, 2008
Tom Runnels, 2010
Jose Lopez, 2011
Pacheco, Jordan, 2012

23

*Don Zimmer, 1993-95
Bryan Rekar, 1996-97
Chuck McElroy, 1998-99
John Cangelosi, 1999
Jeff Manto, 2000
Bubba Carpenter, 2000
Elvis Peña, 2000
Joe Davenport, 2001
Jacob Cruz, 2001
Ross Gload, 2002
Charles Johnson, 2003-04
Ryan Speier, 2005, 07-08
Jason Giambi, 2009-12

24

Jerald Clark, 1993
*Dwight Evans, 1994
Harvey Pulliam, 1995-97
*Ken Griffey, 1996
Jeff Barry, 1998
Derrick Gibson, 1998

Tom Goodwin, 2000
Jay Payton, 2003
Vladimir Nunez, 2004
Jason Smith, 2006
Ian Stewart, 2007-08
Dexter Fowler, 2009-12

25

*Don Baylor, 1993-98, 09-10
*Buddy Bell, 2000-02
Sandy Alomar Jr., 2002
Mark Sweeney, 2003-04
Michael Restovich, 2005
Bobby Keppel, 2007
Seth Smith, 2008
*Rich Dauer, 2011-12

26

*Amos Otis, 1993
Ellis Burks, 1994-98
*Rich Donnelly, 1999-2002
Walt McKeel, 2002
Mark Bellhorn, 2003
Bobby Morales, 2011
Jeff Francis, 2004-10, 2012

27

Greg W. Harris, 1993
Butch Henry, 1993
Mike Harkey, 1994
Ty Van Burkleo, 1994
Jorge Brito, 1995-96
Steve Decker, 1996
Milt Thompson, 1996
Darryl Hamilton, 1998
Mike Kelly, 1999
Jeff Barry, 1999
Todd Hollandsworth, 2000-02
Jay Payton, 2002
Vic Darensbourg, 2003
Garrett Atkins, 2003-09
Greg Smith, 2010
Matt Lindstrom, 2011

28

Bryn Smith, 1993
Lance Painter, 1993-96
Rene Gonzales, 1997
Darnell Coles, 1997
Greg Colbrunn, 1998
Terry Shumpert, 1998
Lenny Harris, 1999
Mike Myers, 2000-01
Aaron Cook, 2003-11

29

*Ron Hassey, 1993-95
Eric Anthony, 1996
Harvey Pulliam, 1996
Mark Thompson, 1998
*Milt May, 1999
Scott Servais, 2000
Carlos Mendoza, 2000
Ron Villone, 2001
Gary Bennett, 2001-02
*Dave Collins, 2003-06
Dan Serafini, 2007
Jorge De La Rosa, 2008-12

30

Keith Shepherd, 1993
Kevin Ritz, 1994-98
Rolando Arrojo, 2000
Adam Melhuse, 2000
Justin Speier, 2001-03
J.D. Closser, 2004
Jose Acevedo, 2005
*Glenallen Hill, 2007-11
Josh Roenicke, 2012

31

Greg W. Harris, 1994
Roger Bailey, 1995, 1997
Bret Saberhagen, 1995
J.R. Phillips, 1999
Darren Bragg, 2000
Robin Jennings, 2001
Sal Fasano, 2001
Gregg Zaun, 2003
*Clint Hurdle, 2004
Cory Sullivan, 2005-06
Rodrigo Lopez, 2007
Cedrick Bowers, 2008
Matt Daley, 2009-11
*Glenallen Hill, 2012

32

Jayhawk Owens, 1993
 Scott Aldred, 1993
 Mike Harkey, 1994
 Mark Thompson, 1995-97
 Mark Brownson, 1998-99
 Kevin Jarvis, 2000
 Dan Miceli, 2001
 Jason Jennings, 2002-06
 LaTroy Hawkins, 2007
 Glendon Rusch, 2009
 J.C. Romero, 2011
 Tyler Chatwood, 2012

33

Chris Jones, 1993-94
 Larry Walker, 1995-2004

34

Mo Sanford, 1993
 Scott Service, 1993
 Jayhawk Owens, 1994-96
 Pedro Astacio, 1997-2001
 Shawn Chacon, 2002-05
 Larry Bigbie, 2005
 Matt Herges, 2007-08
 Matt Belisle, 2009-12

35

John Vander Wal, 1994-98
 Henry Blanco, 1999
 Gabe White, 2000
 Butch Huskey, 2000
 Cliff Brumbaugh, 2001
 Aaron Cook, 2002
 Nelson Cruz, 2003
 Jeromy Burnitz, 2004
 Eric Byrnes, 2005
 Nate Field, 2006
 Taylor Buchholz, 2007-10
 Octavio Dotel, 2010
 Jonathan Sanchez, 2012

36

*Larry Bearnarth, 1993-95
 Mike Farmer, 1996
 Bobby M. Jones, 1997-99
 Gabe White, 2000-01
 *Bob Apodaca, 2003-12
 Tommy Field, 2012

37

Jay Gainer, 1993
 *Rick Mathews, 1995
 John Burke, 1996-97
 *Tommy Sandt, 1999
 Stan Belinda, 2000
 Kane Davis, 2001
 Darren Oliver, 2003
 Joe Kennedy, 2004-05
 Josh Fogg, 2006-07
 Greg Reynolds, 2011
 Adam Ottavino, 2012

38

Jeff Parrett, 1993
 Jim Czajkowski, 1994
 Roger Bailey, 1995-96
 Jeff McCurry, 1997
 Lariel Gonzalez, 1998
 Manny Aybar, 2000
 Kevin Jarvis, 2004
 Ryan Shealy, 2005
 Ubaldo Jimenez, 2006-11
 Edgar Gonzalez, 2011

39

Steve Reed, 1993-97
 Jim Stoops, 1998
 Angel Echevarria, 1999-00
 Jay Powell, 2001
 Brian Fuentes, 2002
 Steve Reed, 2003-04
 Blanie Neal, 2005
 Tom Martin, 2006-07
 Elmer Dessens, 2007
 Valerio de los Santos, 2008
 Paul Phillips, 2009-10

40

Darren Holmes, 1993-97
 Brian Rose, 2000
 Scott Elarton, 2001
 Brian Fuentes, 2003-08
 Brad Eldred, 2010
 Kevin Millwood, 2011
 *Bo McLaughlin, 2012

41

Mark Knudson, 1993
 *Bill Plummer, 1994
 *Art Howe, 1995
 Robbie Beckett, 1996-97
 David Wainhouse, 1998
 Brian Bohanon, 1999-2001
 Denny Stark, 2002-04
 Jay Witasick, 2005
 Jeremy Affeldt, 2006-07
 Jose Capellan, 2008
 Alberto Arias, 2008
 Alan Embree, 2009
 Bruce Billings, 2011
 Cole Garner, 2011
 Wil Nieves, 2012

42**Retired**

A. Reynoso, 1993-96
 *Jackie Moore, 1997
 Retired by all teams in 1997 as a
 tribute to Jackie Robinson

43

Andy Ashby, 1993
 Mike Muñoz, 1993-98
 David Wainhouse, 1999
 Bobby Chouinard, 2000-01
 Dan Miceli, 2003
 Adam Bernero, 2003-04
 Ryan Shealy, 2006
 *Rich Dauer, 2009-10
 Alex White, 2011
 *Carney Lansford, 2012

44

Marvin Freeman, 1994-96
 Alan Cockrell, 1996
 Mike DeJean, 1997-2000
 Rolando Arrojo, 2000
 Mario Encarnacion, 2001
 *Alan Cockrell, 2002
 Preston Wilson, 2003-05
 Alberto Arias, 2007
 Ramon Ortiz, 2007
 Micah Bowie, 2008
 Juan Nicasio, 2011-12

45

Curtis Leskanic, 1993-94
 *Frank Funk, 1996
 Jerry Dipoto, 1997-2001
 Victor Santos, 2002
 Javier Lopez, 2003-04
 Zach Day, 2005-06
 Josh Newman, 2007-08
 Elmer Dessens, 2007
 Jhoulys Chacin, 2009-12

46

Kent Bottenfield, 1993-94
 Greg W. Harris, 1993-94
 *Paul Zuvella, 1996
 *P.J. Carey, 1997
 John Wasdin, 2000-01
 Todd Belitz, 2001
 Mark Corey, 2002
 Matt Miller, 2003
 Tim Harikkala, 2004
 Bobby Seay, 2005
 Miguel Asencio, 2006
 Zach McClellan, 2007
 Jason Hammel, 2009-11

47

Bruce Hurst, 1993
 Lance Painter, 1993
 Mark Thompson, 1994
 Omar Olivares, 1995
 Bryan Hickerson, 1995
 *Jackie Moore, 1996
 Nate Minchey, 1997
 Dave Veres, 1998-99
 Giovanni Carrara, 2000
 Horacio Estrada, 2001
 Chris Nichting, 2002
 Cory Vance, 2003
 Scott Dohmann, 2004-06
 Justin Hampson, 2006
 John Mabry, 2007
 Joe Koshansky, 2007-08
 Samuel Deduno, 2010
 Alan Johnson, 2011
 Drew Pomeranz, 2011
 Mike Ekstrom, 2012
 Rafael Ortega, 2012

48

A.J. Sager, 1995
 John Habyan, 1996

Frank Castillo, 1997
 Rigo Beltran, 1999-2000
 Craig House, 2000
 Chris Nichting, 2001
 Mike James, 2002
 Marc Kroon, 2004
 Tim Olson, 2005
 Byung-Hyun Kim, 2006
 Jason Hirsh, 2007-08
 Esmil Rogers, 2010-12
 Will Harris, 2012

49

Scott Fredrickson, 1993
 Juan Acevedo, 1995
 *Frank Funk, 1997-98
 Roberto Ramirez, 1999
 Jose Jimenez, 2000-01
 Dennys Reyes, 2002
 Jason Young, 2003-04
 Byung-Hyun Kim, 2005
 Jose Mesa, 2006
 Byung-Hyun Kim, 2007
 Tim Harikkala, 2007
 Jason Grilli, 2008-09
 Adam Eaton, 2009
 Rex Brothers, 2011-12

50

Garvin Alston, 1996
 *Bill Hayes, 1998
 Julian Tavarez, 2000
 Benny Agbayani, 2002
 Scott Elarton, 2003-04
 Travis Driskill, 2004
 David Cortes, 2005-06
 Jorge Julio, 2007
 Jim Miller, 2011
 Jamie Moyer, 2012

51

Luther Hackman, 1999
 David Lee, 2000
 Craig Dingman, 2001
 Rick White, 2002
 Randy Flores, 2002
 Joe Roa, 2003
 Allan Simpson, 2004-05
 Aquilino Lopez, 2005
 Sun-Woo Kim, 2005-06
 Juan Morillo, 2006-07
 Jose Vizcaino, 2008
 Josh Fogg, 2009
 Matt Reynolds, 2010-12

52

John Thomson, 1997-2002
 Sean Lowe, 2002
 *Duane Espy, 2003-06
 Juan Morillo, 2008
 *Jim Wright, 2011-12

53

Gary Wayne, 1993
 Bruce Walton, 1993
 Mark Hutton, 1997
 Fred Rath, 1998
 Mike Porzio, 1999
 *Marcel Lachemann, 2000-01
 Cory Vance, 2002
 *Rick Mathews, 2003-08
 Randy Flores, 2009-10
 Manny Delcarmen, 2010
 Friedrich, Christian, 2012

54

Marcus Moore, 1993-94
 Tim Scott, 1997
 David Lee, 1999
 Rick Croushore, 2000
 Pete Walker, 2000
 Tim Christman, 2001
 Kent Mercker, 2002
 *Goose Gossage, 2003-04
 Randy Williams, 2005
 Denny Bautista, 2006-07
 Greg Reynolds, 2008
 Jose Contreras, 2009
 Eric Stults, 2011
 Zach Putnam, 2012

55

Mark Grant, 1993
 Joe Grahe, 1995
 Brooks Kieschnick, 2001
 *Jim Wright, 2002, 2009-10
 Jesus Sanchez, 2003
 Shawn Estes, 2004
 Danny Ardoin, 2005-06
 Alvin Colina, 2006
 Mark Redman, 2007-08
 Felipe Paulino, 2011

Eliezer Alfonzo, 2011
 Ramon Hernandez, 2012

56

Bryan Rekar, 1995
 Brian McRae, 1999
 Shawn Chacon, 2001
 *Mark Strittmatter, 2003-05
 Ray King, 2006
 Franklin Morales, 2007-11
 Josh Roenicke, 2011
 Moscoso, Guillermo, 2012

57

Darryl Kile, 1998-99
 Jason Jennings, 2001

58

Dan Miceli, 2005
 Alan Cockrell, 2007-08
 Juan Rincon, 2009-10
 Jordan Pacheco, 2011

59

Todd Jones, 2002-03
 Chris Gissell, 2004
 *Mark Strittmatter, 2006-07
 Clayton Mortensen, 2011
 Carlos Torres, 2012

60

Manuel Corpas, 2006-10

61

Ramon Ramirez, 2006-07
 Livan Hernandez, 2008
 Esmil Rogers, 2009
 Edgmer Escalona, 2010-12

62

Marcos Carvajal, 2005
 Rob Scahill, 2012

63

Rafael Betancourt, 2009-12

71

Chin-hui Tsao, 2003-05

73

Robert Averette, 2001

75

*Mike Hamilton, 2003

77

*Walt Weiss, 2002

88

Josh Outman, 2012

97

Joe Beimel, 2009-10

99

Turk Wendell, 2004
 Darren Clarke, 2007
 Alfredo Amezaga, 2011

*—manager/coach
 #—MLB retired No. 42 in 1997 to
 honor the 50th anniversary of
 Jackie Robinson's first season
 with Brooklyn Dodgers.



Key Dates in Rockies History

1985

Aug. 8 – Baseball's new Basic Agreement permits the National League to expand by two teams.

1987

Oct. 31 – U.S. Senators from eight states, including Colorado Sen. Tim Wirth, create a Congressional task force to investigate baseball expansion.

1989

June 15 – Baseball says it will announce a timetable for NL expansion within 90 days after a new Basic Agreement.

1990

Aug. 14 – Denver-area voters pass a 0.1 percent sales tax to finance construction of a new ballpark, if MLB awards a team.

Aug. 23 – Colorado's Baseball Advisory Committee, headed by Gov. Roy Romer, designates the Colorado Baseball Partnership to spearhead the formation of an ownership group.

Sept. 18 – The NL Expansion Committee hears Denver's presentation.

Dec. 18 – The NL unveils its short list of six potential expansion sites: Buffalo, Denver, Orlando, South Florida, Tampa-St. Petersburg and Washington, D.C.

1991

March 13 – The Denver Metropolitan Major League Baseball Stadium District chooses its site: 20th and Blake.

March 15 – Ownership announces that the proposed park will be named Coors Field.

March 26 – The NL Expansion Committee visits Denver.

June 10 – Vincent announces Denver and South Florida are the NL's selections.

July 5 – Major League owners unanimously approve Denver and South Florida as baseball's two newest franchises. Colorado Baseball Partnership announces that the team will be called the Colorado Rockies and unveils the team logo.

Sept. – Bob Gebhard is named the first general manager.

1992

Feb. 14 – KOA-Radio (850 AM) signs a five-year contract, becoming the flagship station.

March 2 – Ownership chooses Tucson, AZ as the Rockies' spring training home.

April 16 – KWGN-TV (Channel 2) signs a five-year agreement to become the Rockies' exclusive over-the-air television station.

June 16 – Bend, OR, hosts the first game in organization history, a Single-A Northwest League contest between the Bend Rockies and Boise Hawks. With the Rockies trailing 4-1 in the bottom of the eighth, catcher Will Scalzitti hits a grand slam to give his club a dramatic 6-4 win.

July 4 – The Rockies unveil their traditional 1993 uniforms (home, road, and Sunday alternate) at a Team USA-Team Cuba baseball game at Mile High Stadium before 61,165 fans. Also, the team improves its logo.

Sept. 2 – Jerry McMorris, Oren Benton and Charles Monfort acquire all of the interests previously owned by non-Coloradoans. The local trio assumes control of the team.

Oct. 16 – Ground is broken on the future site of Coors Field.

Nov. 9 – The Colorado Baseball Partnership completes its acquisition of the franchise by paying the \$95 million franchise fee.

Nov. 17 – The Rockies select David Nied from the Atlanta Braves to open the MLB Expansion Draft in New York City. At the same time, over 20,000 fans fill Denver's Currigan Hall to watch the historic event. After the draft, Colorado trades Kevin Reimer and Jody Reed for Dante Bichette and Rudy Seanez.

1993

Jan. 26 – The Rockies restructure their front office. Jerry McMorris becomes Chairman, President and C.E.O.; Oren Benton and Charles Monfort

become Vice Chairmen.

Feb. 18 – Pitchers and catchers report to Tucson, AZ for the club's inaugural spring training. Position players report five days later.

April 5 – The club plays its first regular season game, against the Mets at Shea Stadium. Dwight Gooden tosses a three-hit shutout.

April 9 – Opening Day. The Rockies host Montreal at Mile High Stadium. Eric Young homers to lead off the bottom of the first, bringing the record-setting crowd of 80,227 to its feet. Colorado wins, 11-4, behind 37-year-old Bryn Smith, who blanks the Expos over seven innings.

Sept. 17 – The Rockies surpass the 4 million mark in their 71st date, breaking the single-season attendance record.

Nov. 2 – The club and the Denver Metropolitan Stadium District agree to expand Coors Field to approximately 50,200.

1994

Jan. 13 – Responding to fan requests, the club alters its uniforms. Names are placed on the back of the home jerseys, while the road uniform's lettering is changed from silver to purple.

1995

April 26 – The Rockies inaugurate Coors Field in dramatic fashion. Dante Bichette hits a game-winning three-run homer to beat New York in the 14th inning.

June 26 – National League President Leonard Coleman announces that Coors Field has been selected to host the 1998 All-Star Game.

Oct. 1 – The Rockies defeat the San Francisco Giants, 10-9, to claim the National League wildcard berth, becoming the first expansion team to reach post-season play prior to its eighth year of competition.

Oct. 3 – Rockies host Atlanta for the first playoff game in franchise history. Braves won 5-4 in the National League Division Series opener.



KEY DATES IN ROCKIES HISTORY CONTINUED

Oct. 6 – Colorado wins its first playoff game, 7-5 over the Braves in Game Three.

Nov. 7 – Don Baylor claims the National League Manager of the Year, for leading his third-year club to postseason play.

1996

Feb. 15 – The city of Tucson and the Rockies reach an agreement in principal to keep the city the spring training home of the franchise for the next 15 years.

1997

Feb. 26 – The Rockies and FOX Sports Rocky Mountain reach a multi-year agreement for the cable rights to the club, beginning with seven telecasts in 1997, and expanding to 50 games each year for the remainder of the contract.

Sept. 24 – Minor league pitcher Doug Million passes away after a severe asthma attack in Mesa, AZ, where he was taking part in Instructional League.

Sept. 29 – Oren L. Benton resigns as Vice Chairman.

Nov. 13 – Larry Walker wins the National League's Most Valuable Player. He becomes the first Canadian and first Rockie to win the award. Walker is voted first on 22 of the 28 ballots submitted.

Dec. 8 – Richard L. Monfort becomes Vice Chairman, joining his brother, Charles, who has held the position since 1992.

1998

July 6 – Coors Field hosts the 69th annual Major League All-Star festivities. Ken Griffey, Jr. beats out Jim Thome to win the long-awaited home run derby.

July 7 – In the highest scoring All-Star game in history, the American League beat the National League 13-8 in the 69th Mid-Summer Classic at Coors Field. Roberto Alomar earns the MVP award.

1999

April 4 – The Rockies and Padres become the first teams to open a Major League schedule outside of the U.S. or Canada, in Monterrey, Mexico. Colorado wins, 8-2.

April 20 – Tragedy strikes nearby Columbine High School and the Rockies postpone two home games with the Montreal Expos.

Aug. 20 – Bob Gebhard, the franchise's first and only general manager, resigns his post.

Sept. 20 – Dan O'Dowd is named the second general manager in franchise history.

2000

Jan. 19 – Rockies introduce additions to their uniforms, as well as an alternate purple jersey, home uniform and purple-billed cap.

2001

Aug. 14 – President George W. Bush attends the Rockies game vs. Atlanta at Coors Field. Colorado won 5-4 in 10 innings.

Oct. 18 – Keli McGregor is named Rockies Club President.

2002

Nov. 4 – Jason Jennings becomes the first Rockie to be named NL Rookie of the Year. Jennings is the only player to appear on all 32 ballots and wins the award in a landslide with 150 points. Brad Wilkerson finishes runner-up with 57.

2003

March 31 C Charlie Monfort is named Chairman and CEO.

Sept. 25 – Rox and KOA Radio agree to a five-year extension.

2004

July 8 – FOX Cable Networks agree to become a limited partner of the Rockies. Fox Sports Net and the Rockies reach long-term television rights contract.

Aug. 6 – Rockies trade Larry Walker, the franchise's all-time leader in nearly every offensive category, to the St. Louis Cardinals for three minor leaguers.

Nov. 9 – In a meeting of the directors and shareholders of the Colorado Rockies general partner, Jerry McMorris is removed as a director and officer of the Club.

2005

Dec. 15 – Charlie and Dick Monfort purchase the Jerry McMorris financial interest in the franchise, ending McMorris' affiliation with the Rockies.

2006

Aug. 14 – Vinny Castilla signs with Colorado, returning to the Rockies to finish his career.

2007

Oct. 1 – The Rockies clinch the NL Wild Card after defeating the Padres 9-8 in 13 innings at Coors Field in just the 7th one-game playoff in Major League history.

Oct. 15 – Colorado advances to their first-ever World Series vs. Boston after sweeping Arizona 4-games-to-0 in the NLCS.

2009

May 19 – Todd Helton becomes first player in club history to record 2,00 hits with a single at Atlanta off Jair Jurrjens.

Oct. 1 – The Rockies clinch the NL Wild Card after defeating the Brewers 9-2 at Coors Field.

Nov. 18 – Rockies Manager Jim Tracy is named the National League Manager of the Year. Tracy becomes the second Rockies Manager to win the award, joining his hitting in 2009 Don Baylor (1995).

2010

April 17 – Ubaldo Jimenez throws the first No-Hitter in franchise history. Jimenez led the Rockies to a 4-0 victory over Atlanta at Turner Field.

2011

February 26 – Rockies play first game at new Spring Training Facility in Scottsdale, AZ - Salt River Fields at Talking Stick.

June 30 – Todd Helton becomes the first Rockies player to play in 2,000 career MLB games.

2012

November 7 – Walt Weiss named the 6th Manager in Rockies history.

Club General


Game: April 5, 1993 at New York (loss, 0-3)
Win: April 9, 1993 vs. Montreal, 11-4
Extra-Inning Game: May 1, 1993 at Florida (6-7 loss in 11)
Ejection: May 10, 1993 vs. San Francisco, Charlie Hayes in the sixth inning
Error: April 7, 1993 at New York, Charlie Hayes in the first inning
Postponement: April 12, 1993 vs. New York
Rain Delay: April 24, 1993 vs. Florida, 1:11 delay

Individual Batting

Batter: April 5, 1993 at New York, Eric Young (bunt ground out vs. Dwight Gooden)
Base Hit: April 5, 1993 at New York, Andres Galarraga (second inning)
Run: April 7, 1993 at New York, Dante Bichette (seventh inning solo homer)
RBI: April 7, 1993 at New York, Dante Bichette (seventh inning solo homer)
Extra-Base Hit: April 7, 1993 at New York, Dante Bichette (seventh inning solo homer)
Double: April 9, 1993 vs. Montreal, Jerald Clark (first inning)
Triple: April 10, 1993 vs. Montreal, Joe Girardi (fifth inning)
Home Run: April 7, 1993 at New York, Dante Bichette off B. Saberhagen (seventh inn.)
Grand Slam: May 4, 1993 at Chicago, Jim Tatum off Dan Plesac (eighth inn., pinch-hit)
Stolen Base: April 5, 1993 at New York, Eric Young (third inning)
Pinch Hitter: April 5, 1993 at New York, Daryl Boston (eighth inning, strikeout)
Walk: April 5, 1993 at New York, Alex Cole by Dwight Gooden
Strikeout: April 5, 1993 at New York, Andres Galarraga by Dwight Gooden

Individual Pitching

Pitch: April 5, 1993 at New York, David Nied to Vince Coleman
Win: April 9, 1993 vs. Montreal, Bryn Smith
Complete Game: April 15, 1993 vs. NYM, David Nied
Shutout: April 14, 1994 at Philadelphia, David Nied (7.0), Bruce Ruffin (1.0) and Darren Holmes (1.0)
Complete-Game Shutout: June 21, 1994 vs. Houston, David Nied
Save: April 23, 1993 vs. Florida, Darren Holmes
Walk: April 5, 1993 at New York, Eddie Murray by David Nied (third inning)
Strikeout: April 5, 1993 at New York, Vince Coleman by David Nied (first inning)
Wild Pitch: April 7, 1993 at New York, Scott Aldred
Balk: April 13, 1993 vs. New York, Andy Ashby
No Hitter: April 17, 2010 at ATL, Ubaldo Jimenez



Eric Young led off the franchise's first-ever home game with a home run off Montreal's Kent Bottenfield

ONLY PLAYERS IN MLB HISTORY WITH .370 AVERAGE, 40 HR, 140 RBI

<u>Player</u>	<u>Club</u>	<u>Year</u>	<u>Avg-HR-RBI</u>
Babe Ruth	(NYY)	1920	.376-54-137
Babe Ruth	(NYY)	1921	.378-59-171
R. Hornsby	(STL)	1922	.401-42-152
Babe Ruth	(NYY)	1924	.378-46-121
Lou Gehrig	(NYY)	1927	.373-47-175
Chuck Klein	(PHI)	1930	.386-40-170
Babe Ruth	(NYY)	1931	.373-46-163
Todd Helton	(COL)	2000	.372-42-147

HIGHEST AVERAGE, FIRST BASEMAN MAJOR LEAGUE HISTORY

<u>Avg.</u>	<u>Player</u>	<u>Club</u>	<u>Year</u>
.420	George Sisler	STL-A	1922
.407	George Sisler	STL-A	1920
.401	Bill Terry	NY-N	1930
.388	Rod Carew	MIN	1977
.379	Lou Gehrig	NYY	1930
.374	Lou Gehrig	NYY	1928
.373	Lou Gehrig	NYY	1927
.372	Todd Helton	COL	2000
.372	Bill Terry	NY-N	1929

Rockies Award Winners



NL Most Valuable Player

1997 Larry Walker (*BBWAA*)

NL Manager of the Year

1995 Don Baylor (*BBWAA*)

2009 Jim Tracy (*BBWAA*, *Sporting News*)

NL Rookie of the Year

2002 Jason Jennings (*BBWAA*)

Major League Player of the Year

2000 Todd Helton (*AP*, *Baseball Digest*)

2010 Carlos Gonzalez (*Players Choice*)

NL Player of the Year

2000 Todd Helton (*Sporting News*)

2010 Carlos Gonzalez (*Players Choice*)

NL Rookie Pitcher of the Year

2002 Jason Jennings (*Sporting News*)

NL Rookie Player of the Year

1998 Todd Helton (*Sporting News*)

All-Rookie Team

1998 Todd Helton (*Topps*, *Baseball Digest*)

2002 Jason Jennings (*Topps*, *Baseball Digest*)

2007 Troy Tulowitzki (*Topps*, *Baseball Digest*)

2012 Wilin Rosario (*Topps*, *Baseball Digest*)

Comeback Player of the Year

1993 Andres Galarraga (*Sporting News*)

Rawlings Gold Glove

1997 Larry Walker

1998 Larry Walker

1999 Larry Walker

2000 Neifi Perez

2001 Todd Helton

Larry Walker

2002 Todd Helton

Larry Walker

2004 Todd Helton

2010 Carlos Gonzalez

Troy Tulowitzki

2011 Troy Tulowitzki

2012 Carlos Gonzalez

Mel Ott Award

NL leader in Home Runs

1995 Dante Bichette

1996 Andres Galarraga

1997 Larry Walker

Lou Brock Award

League Leader in Stolen Bases

1996 Eric Young

2001 Juan Pierre (co-winner)

2008 Willy Taveras



Doug Pensinger/Getty Images

Carlos Gonzalez and Troy Tulowitzki each won their first Rawlings Gold Glove awards in 2010.

Record Book

Louisville Silver Slugger

1995 Dante Bichette (OF)

Vinny Castilla (3B)

1996 Ellis Burks (OF)

Andres Galarraga (1B)

Eric Young (2B)

1997 Vinny Castilla (3B)

Larry Walker (OF)

1998 Vinny Castilla (3B)

1999 Larry Walker (OF)

2000 Todd Helton (1B)

2001 Mike Hampton (P)

Todd Helton (1B)

2002 Mike Hampton (P)

Todd Helton (1B)

2003 Todd Helton (1B)

2006 Matt Holliday (OF)

2007 Matt Holliday (OF)

2008 Matt Holliday (OF)

2010 Carlos Gonzalez (OF)

Troy Tulowitzki (SS)

2011 Troy Tulowitzki (SS)

NL Player of the Month

June, 1993	– Andres Galarraga (.420-6-21)
Sept., 1993	– Andres Galarraga (.382-5-23)
April, 1994	– Ellis Burks (.413-9-17)
July, 1995	– Dante Bichette (.296-11-35)
Sept., 1995	– Dante Bichette (.365-8-28)
June, 1996	– Dante Bichette (.375-11-39)
April, 1997	– Larry Walker (.456-11-29)
May, 2000	– Todd Helton (.512-11-26)
Aug., 2000	– Todd Helton (.476-7-32)
May, 2002	– Todd Helton (.347-10-28)
July, 2002	– Larry Walker (.438-5-17)
April, 2003	– Todd Helton (.337-6-27)
Sept. 2007	– Matt Holliday (.367-12-30)
Sept. 2010	– Troy Tulowitzki (.322-15-40)

NL Pitcher of the Month

April, 2003	– Shawn Chacon (4-0, 1.04)
April, 2010	– Ubaldo Jimenez (5-0, 0.79)
May, 2010	– Ubaldo Jimenez (5-1, 0.78)

NL Rookie of the Month

Aug., 2002	– Jason Jennings (5-1, 3.55)
April, 2005	– Clint Barmes (.410-4-14)
June, 2005	– Garrett Atkins (.364-3-26)
Aug., 2007	– Troy Tulowitzki (.333-6-25)
July, 2008	– Ian Stewart (.432-1-15)

Roberto Clemente Award Nominees

1996	Jason Bates, Dante Bichette, A.Galarraga
1997	Dante Bichette, Steve Reed, Walt Weiss
1998	Dante Bichette, Kevin Ritz, Larry Walker
1999	Jerry Dipoto
2000	Todd Helton
2001	Mike Hampton
2002	Todd Helton
2003	Charles Johnson
2004	Charles Johnson
2005	Jason Jennings
2006	Ramon Ramirez
2007	Matt Holliday
2008	Jeff Francis
2009	Aaron Cook
2010	Troy Tulowitzki
2011	Troy Tulowitzki
2012	Michael Cuddyer

DHL Presents MLB Delivery Man of the Month Award

Sept., 2007	– Manny Corpas (1-0, 2.30, 8-for-9 SV)
April, 2011	– Huston Street (0-0, 2.20, 10-for-10 SV)

NL Player of the Week

May 31-June 6, 1993	– Andres Galarraga (.600-1-6)
Sept. 13-19, 1993	– Charlie Hayes (.385-2-9)
July 14-17, 1994	– Dante Bichette (.632-2-12)
May 8-14, 1995	– Vinny Castilla (.609-4-14)
July 3-9, 1995	– Andres Galarraga (.429-2-5)
July 31-Aug. 6, 1995	– Dante Bichette (.433-6-14)
May 14-19, 1996	– Ellis Burks (.467-3-7)
May 20-26, 1996	– Larry Walker (.500-2-8)
June 10-16, 1996	– Vinny Castilla (.346-4-8)
June 17-23, 1996	– Ellis Burks (.423-6-9)
June 24-30, 1996	– *Dante Bichette (.500-4-11)
Sept. 9-15, 1996	– Ellis Burks (.643-2-10)
April 1-6, 1997	– Larry Walker (.440-6-11)
April 7-13, 1997	– Vinny Castilla (.438-2-7)
May 19-25, 1997	– Ellis Burks (.435-5-11)
July 21-27, 1997	– Dante Bichette (.458-4-15)
Sept. 15-21, 1997	– Larry Walker (.320-5-12)
April 26-May 2, 1999	– Larry Walker (.500-6-18)
May 17-23, 1999	– *Dante Bichette (.429-3-11)
June 14-20, 1999	– Todd Helton (.550-5-15)
Aug. 9-15, 1999	– *Dante Bichette (.433-4-12)
May 8-14, 2000	– Todd Helton (.609-4-9)
June 26-July 2, 2000	– *Jeff Cirillo (.636-4-16)
July 24-30, 2000	– *Jeffrey Hammonds (.583-2-8)
Aug. 14-20, 2000	– *Todd Helton (.484-4-12)
Aug. 19-25, 2002	– *Jay Payton (.375-3-12)
April 14-20, 2003	– *Shawn Chacon (2-0, 0.00)
July 7-13, 2003	– *Preston Wilson (.429-4-15)
July 19-25, 2004	– Vinny Castilla (.323-5-9)
July 4-10, 2005	– Todd Helton (.522-4-12)
July 25-31, 2005	– Matt Holliday (.444-3-8)
Sept. 19-25, 2005	– Todd Helton (.529-2-9)
April 2-9, 2006	– Garrett Atkins (.462-1-7)
Sept. 18-24, 2006	– *Matt Holliday (.400-4-12)
Sept. 25-Oct. 1, 2006	– Garrett Atkins (.522-2-6)
May 28-June 3, 2007	– Brad Hawpe (.455-3-8)
July 23-29, 2007	– Matt Holliday (.364-4-10)
Aug. 6-12, 2007	– *Troy Tulowitzki (.483-3-12)
Sept. 10-16, 2007	– Matt Holliday (.407-6-11)
Sept. 17-23, 2007	– Brad Hawpe (.520-3-10)
April 7-13, 2008	– Matt Holliday (.480-2-10)
June 16-22, 2008	– Jeff Baker (.435-4-7)
June 1-7, 2009	– Ian Stewart (.480-4-12)
June 8-14, 2009	– *Huston Street (1.93, 5 saves)
Aug. 31-Sept. 6, 2009	– Seth Smith (.542-4-10)
Sept. 14-20, 2009	– Troy Tulowitzki (.391-4-5)
April 12-18, 2010	– Ubaldo Jimenez (0.00, No-Hitter)
July 27-Aug. 1, 2010	– Carlos Gonzalez (.533-4-7)
Aug. 23-29, 2010	– Carlos Gonzalez (.545-4-11)
Sept. 6-12, 2010	– Troy Tulowitzki (.370-6-11)
Sept. 13-19, 2010	– Troy Tulowitzki (.346-6-17)
Aug. 22-28, 2011	– Carlos Gonzalez (.481-3-10)
Sept. 10-16, 2012	– Chris Nelson (.560-1-5)

* – Co-Player of the Week

Rockies All-Stars



Photo by Rich Pilling



Ubaldo Jimenez became the first Rockie to ever start an All-Star Game in 2010 when he threw 2.0 scoreless innings, allowing two hits, one walk and one strikeout.

- 1993 Camden Yards (July 13)**
Andres Galarraga, 1B
- 1994 Three Rivers Stadium (July 12)**
Dante Bichette, OF
Don Baylor, coach
- 1995 The Ballpark in Arlington (July 11)**
Dante Bichette, OF
*Vinny Castilla, 3B
- 1996 Veterans Stadium (July 9)**
**Dante Bichette, OF
Ellis Burks, OF
Eric Young, 2B
- 1997 Jacobs Field (July 8)**
Andres Galarraga, 1B
**Larry Walker, OF
- 1998 Coors Field (July 7)**
Dante Bichette, OF
Vinny Castilla, 3B
**Larry Walker, OF
Don Baylor, coach
Dave Cilladi, trainer

- 1999 Fenway Park (July 13)**
**Larry Walker, OF
- 2000 Turner Field (July 11)**
Jeff Cirillo, 3B
Todd Helton, 1B
Jeffrey Hammonds, OF
- 2001 SAFECO Field (July 10)**
Mike Hampton, P
**Todd Helton, 1B
*Larry Walker, OF/DH
- 2002 Miller Park (July 9)**
**Todd Helton, 1B
- 2003 U.S. Cellular Field (July 15)**
+Shawn Chacon, RHP
**Todd Helton, 1B
Preston Wilson, OF
Tom Probst, trainer
- 2004 Minute Maid Park (July 13)**
Todd Helton, 1B
Clint Hurdle, coach
- 2005 Comerica Park (July 12)**
Brian Fuentes, LHP
- 2006 PNC Park (July 11)**
Brian Fuentes, LHP
Matt Holliday, OF
- 2007 AT&T Park (July 10)**
+Brian Fuentes, LHP
Matt Holliday, OF
- 2008 Yankee Stadium (July 15)**
Aaron Cook, RHP
*Matt Holliday, OF
Clint Hurdle, manager
coaches Bob Apodaca, Alan Cockrell, Mike Gallego, Glenallen Hill, Rick Mathews, Jamie Quirk, Mark Strittmatter and Brad Address
- 2009 Busch Stadium (July 15)**
Brad Hawpe, RF
Jason Marquis, RHP
- 2010 Angels Stadium (July 13)**
*Ubaldo Jimenez, RHP
+Troy Tulowitzki, SS
- 2011 Chase Field (July 12)**
*Troy Tulowitzki, SS
- 2012 Kauffman Stadium (July 10)**
*Carlos Gonzalez OF

** -voted starter by fans
* -named starter by NL manager
+ -injured, did not play

Record Book

All-Star Stat Lines

Player	Seasons	Avg.	AB	R	H	2B	3B	HR	RBI
Ellis Burks	1 (1996)	.500	2	0	1	0	0	0	0
Troy Tulowitzki	2 (2010-11)	.500	2	0	1	0	0	0	0
Preston Wilson	1 (2003)	.500	2	0	1	0	0	0	0
Dante Bichette	4 (1994-96, '98)	.286	7	1	2	1	0	0	0
Todd Helton	5 (2000-04)	.222	9	2	2	0	0	1	3
Larry Walker	4 (1997-99, 2001)	.000	6	1	0	0	0	0	0
Andres Galarraga	3 (1993, '97-'98)	.000	4	0	0	0	0	0	0
Vinny Castilla	2 (1995, '98)	.000	4	0	0	0	0	0	0
Brad Hawpe	1 (2009)	.000	2	0	0	0	0	0	0
Matt Holliday	3 (2006-08)	.125	8	1	1	0	0	1	1
Jeffrey Hammonds	1 (2000)	.000	1	0	0	0	0	0	0
Jeff Cirillo	1 (2000)	.000	1	0	0	0	0	0	0
Eric Young	1 (1996)	.000	1	0	0	0	0	0	0
Carlos Gonzalez	1 (2012)	.000	2	0	0	0	0	0	0

Pitcher	Seasons	W-L	ERA	IP	H	R	ER	BB	SO
Aaron Cook	1 (2008)	0-0	0.00	3.0	4	0	0	3	1
Brian Fuentes	3 (2005-07)	0-0	0.00	1.0	0	0	0	0	1
Shawn Chacon	1 (2003)								
Mike Hampton	1 (2001)	0-0	0.00	1.0	1	1	0	0	0
Ubaldo Jimenez	1 (2010)	0-0	0.00	2.0	2	0	0	1	1



History of Baseball in Denver

Although Major League Baseball did not arrive until 1993, professional baseball in the Rocky Mountain Region can be traced back to 1886 and the advent of the Western League. The "Denvers" were crowned the first league champions and baseball in the Mile High City would go on to become an off-and-on occurrence over the next 60 years, with the game becoming a permanent fixture in 1947.

Built a year later in 1948, Mile High Stadium was known as Bears Stadium until 1969 for the Western League's Denver Bears. Denver finally became a Triple-A city in 1955, when the American League's Philadelphia A's moved to Kansas City, thus allowing the Bears' owners, the Howsam family, the opportunity to purchase the then-homeless New York Yankees' minor league affiliate for \$90,000. The Yankees tabbed an untried Ralph Houk to manage the AAA club and were led by the likes of Bobby Richardson, Tony Kubek and Ralph Terry. The first AAA champions in Denver history was the 1960 Bears, piloted by Charlie Metro.



Mile High Stadium on Opening Day, April 9, 1993

When the Broncos became a charter member of the American Football League in 1959, the south stands (8,100 seats) and portable east stands (9,616) were added to give a capacity of 34,657 for football. The Broncos began play in 1960.

From 1963-68, the Bears were a member of the Pacific Coast League. The '68 entry was the affiliate of the Minnesota Twins, managed by the fiery Billy Martin and led by Graig Nettles and Bob Oliver.

After Denver voters turned down a stadium bond issue to build an all-purpose metropolitan stadium in 1967, a non-profit group began a fund-raising drive with the goal of purchasing the stadium for the city. In February of 1968, the group bought the stadium from Rocky Mountain Empire Sports for \$1.8 million and presented it to the city. A 16,000-seat upper deck was immediately constructed over the west stands, raising the capacity to over 50,000. In December 1968, the stadium was renamed Denver Mile High Stadium. Expansion of Mile High began in 1975 and was completed in 1977. Voters passed a \$25 million bond issue in 1974 to expand the stadium from its capacity of 51,706 to 75,100. Bringing the stadium to its final capacity of 76,098 in 1986 was the construction of 60 Penthouse Suites atop the west stands.

The Bears moved to the American Association in 1969, which would stand as the home of all the remaining Denver franchises until 1992. From 1970-83, the Bears established themselves as a championship franchise, winning five league crowns and three other division titles. Graced by future big league stars such as Tim Wallach and Tim Lincecum, the Bears drew record crowds night after night, including a 1982 Fireworks Night crowd of 65,666, which established a minor league record.

Under new ownership, the Zephyrs came on to the Denver scene in 1985, as an affiliate of the Cincinnati Reds. The likes of Eric Davis, Paul O'Neill and Barry Larkin displayed their talents in Denver before moving on to prominent big league careers.

The Z's joined the Milwaukee Brewers chain in 1987 and remained there until 1992. One of the most memorable moments in the Zephyrs' tenure at Mile High was a 582-foot home run by Joey Meyer into the upper deck of the east stands. One seat in the all-blue colored section was painted orange to signify Meyer's towering blast. John Jaha later sent one near Meyer's homer just a few feet to the left. Gary Sheffield and Greg Vaughn were some of the other fan-favorites of the late Zephyr clubs.

When Major League owners unanimously approved Denver and South Florida as baseball's two newest franchises on July 5, 1991, not only did that date mark the birth of the Rockies but also the end of over 100 years of minor league baseball in Denver.

A major league record crowd of 80,227 packed Mile High for the first home game in franchise history, April 9, 1993 vs. Montreal. Eric Young homered to leadoff the bottom of the first inning as the Rockies cruised to an 11-4 victory, signifying the beginning of big league baseball in the Rocky Mountain region.

The Rockies moved into Coors Field in 1995 but not after shattering nearly every attendance mark in the books. In 135 dates at Mile High, the Rockies drew 7,701,861 fans (57,051 per game).

After drawing 4,483,350 in the '93 inaugural, the Rox were on pace to shatter that mark in '94, averaging 58,598 through 56 home dates, which would have put the season ending mark at 4,687,840. Despite the year's abrupt end, in two seasons the Rockies had 52 occasions when better than 60,000 paid to watch baseball; 21 times the crowd eclipsed 70,000. Demolition of Mile High was completed in March 2002. On Aug. 29, 2006, the Rockies and the Rocky Mountain Chapter of SABR unveiled a plaque commemorating Bears/Mile High Stadium. Also on that date, a home plate made of steel was placed on the exact location of home plate at Mile High, which is currently in a parking lot adjacent to the Broncos' new home.

Rockies Postseason History



Rockies All-Time Statistics in Postseason

PLAYER	AVG	G	AB	R	H	TB	2B	3B	HR	RBI	SH	SF	HP	BB	IBB	SO	SB	CS	DP	E	SLG	OBP
Atkins	.189	15	53	6	10	18	5	0	1	5	0	0	1	5	1	8	0	0	0	0	.271	.340
Baker	.500	4	4	0	2	2	0	0	0	1	0	0	0	0	0	1	0	0	0	0	.500	.500
Barnes	.000	4	14	0	0	0	0	0	0	0	1	0	0	0	0	2	0	0	0	0	.000	.000
Bates	.250	4	4	0	1	1	0	0	0	0	1	0	0	0	0	0	0	0	0	0	.250	.250
Bichette	.588	4	17	6	10	16	3	0	1	3	0	0	0	1	0	3	0	0	0	0	.611	.941
Burks	.333	2	6	1	2	3	1	0	0	2	0	1	0	0	0	1	0	0	0	1	.286	.500
Carroll	.000	4	2	0	0	0	0	0	0	0	0	0	0	1	0	0	0	0	0	0	.333	.000
Castilla	.467	4	15	3	7	17	1	0	3	6	0	0	1	0	0	1	1	0	0	1	.500	1.133
Fowler	.214	4	14	1	3	3	0	0	0	2	1	2	0	1	0	3	1	0	0	0	.235	.214
Galarrraga	.278	4	18	1	5	6	1	0	0	2	0	0	0	0	0	6	0	0	0	0	.278	.333
Giambi	.333	3	3	1	1	1	0	0	0	1	0	0	0	0	0	1	0	0	0	0	.333	.333
Girardi	.125	4	16	0	2	2	0	0	0	0	0	0	0	0	0	2	2	0	0	1	.125	.125
Gonzalez, C	.588	4	17	5	10	15	2	0	1	1	0	0	0	2	0	1	0	2	1	0	.632	.882
Hawpe, B	.256	13	43	4	11	16	0	1	1	4	0	0	0	8	0	17	0	0	0	1	.373	.372
Helton, T	.211	15	57	11	12	16	2	1	0	4	0	1	0	8	0	11	0	0	0	0	.303	.281
Holliday, M	.289	11	45	6	13	28	0	0	5	10	0	0	1	1	0	12	1	0	0	0	.319	.622
Hubbard, T	.000	3	2	0	0	0	0	0	0	0	0	0	0	0	0	0	0	0	0	0	.000	.000
Kingery, M	.200	4	10	1	2	2	0	0	0	0	2	0	0	0	0	1	0	0	0	0	.200	.200
Matsui, K	.304	11	46	5	14	23	2	2	1	8	1	0	0	3	1	12	0	2	0	1	.347	.500
Owens, J	.000	1	1	0	0	0	0	0	0	0	0	0	0	0	0	1	0	0	0	0	.000	.000
Smith, S	.364	9	11	2	4	5	1	0	0	2	0	0	0	1	1	2	0	0	0	0	.417	.455
Spilborghs, R	.172	13	29	4	5	6	1	0	0	0	0	0	0	6	1	9	0	0	0	0	.314	.207
Stewart, I	.000	2	1	0	0	0	0	0	0	0	0	0	0	1	0	1	0	0	0	0	.500	.000
Sullivan, C	.333	6	6	0	2	2	0	0	0	0	0	0	0	0	0	1	0	0	0	0	.333	.333
Taveras, W	.115	7	26	4	3	4	1	0	0	1	0	0	1	2	0	8	0	1	0	0	.207	.154
Torrealba, Y	.283	15	53	6	15	25	4	0	2	12	2	0	0	4	1	11	2	0	0	1	.333	.472
Tulowitzki, T	.211	15	57	3	12	20	5	0	1	6	0	1	1	4	0	17	3	0	1	0	.270	.351
Vander Wal, J	.000	4	4	0	0	0	0	0	0	0	0	0	0	0	0	2	1	0	0	0	.000	.000
Walker, L	.214	4	14	3	3	6	0	0	1	3	0	0	1	3	1	4	1	1	0	0	.389	.429
Weiss, W	.167	4	12	1	2	2	0	0	0	0	0	0	1	3	1	3	0	1	0	0	.375	.167
Young, E	.438	4	16	3	7	0	1	0	1	2	0	0	0	2	1	2	0	1	0	3	.500	.688
Young, E Jr.	.000	2	1	0	0	11	0	0	0	0	0	0	0	0	0	0	0	0	0	0	.000	.000
Totals	.249	19	646	78	161	253	30	4	18	75	11	5	7	58	8	153	8	2	12	12	.392	.316

Postseason

PITCHER	W-L	ERA	G	GS	CG	GF	SHO	SV	IP	H	R	ER	HR	HB	BB	IBB	SO	WP	BK	AVG
Affeldt, J	0-0	1.69	7	0	0	0	0	0	5.1	3	1	1	1	0	1	0	4	0	0	.167
Beimel, J	0-0	0.00	3	0	0	1	0	0	0.2	1	0	0	0	0	0	0	0	0	0	.333
Belisle, M	0-0	0.00	2	0	0	0	0	0	2.0	0	0	0	0	0	1	0	2	0	0	.000
Betancourt, R	0-0	3.86	3	0	0	0	0	0	2.1	2	1	1	1	0	1	0	3	0	0	.222
Contreras, J	0-0	4.50	2	0	0	0	0	0	2.0	3	1	1	0	0	2	0	3	0	0	.375
Cook, A	1-1	4.91	2	2	0	0	0	0	11.0	13	6	6	1	0	2	0	6	0	0	.302
Corpas, M	1-0	0.87	9	0	0	8	0	5	10.1	6	1	1	0	1	0	0	7	0	0	.167
Daley, M	0-0	0.00	1	0	0	0	0	0	1.0	1	0	0	0	0	1	0	0	1	0	.333
Fogg, J	2-1	5.91	3	2	0	0	0	0	10.2	18	7	7	1	0	3	1	6	0	0	.391
Francis, J	2-1	4.86	3	3	0	0	0	0	16.2	21	9	9	3	2	6	2	15	0	0	.313
Fuentes, B	1-0	6.52	10	0	0	0	0	0	9.2	14	7	7	2	0	5	0	11	1	0	.333
Hammel, J	0-0	9.82	1	1	0	0	0	0	3.2	4	4	4	1	0	3	0	5	0	0	.286
Hawkins, L	0-0	1.80	5	0	0	2	0	0	5.0	2	1	1	0	0	1	0	3	0	0	.133
Herges, M	1-0	0.00	7	0	0	0	0	0	7.0	2	0	0	0	0	3	0	6	0	0	.091
Holmes, D	1-0	0.00	3	0	0	1	0	0	1.2	6	2	0	0	0	0	0	2	0	0	.500
Jimenez, U	0-2	3.54	5	5	0	0	0	0	28.0	26	11	11	3	1	16	2	24	1	0	.248
Leskanic, C	0-1	6.00	3	0	0	1	0	0	3.0	3	2	2	1	0	0	0	4	0	0	.250
Marquis, J	0-0	0.00	1	0	0	1	0	0	1.0	1	0	0	0	0	0	0	0	0	0	.250
Morales, F	0-0	7.82	8	2	0	0	0	0	12.2	15	11	11	1	2	7	1	7	0	1	.300
Munoz, M	0-1	13.50	4	0	0	0	0	0	1.1	4	2	2	0	0	1	0	1	0	0	.500
Painter, L	0-0	5.40	1	1	0	0	0	0	5.0	5	3	3	2	0	2	0	4	0	0	.250
Reed, S	0-0	0.00	3	0	0	0	0	0	2.2	2	0	0	0	1	1	1	3	0	0	.200
Reynoso, A	0-0	0.00	1	0	0	0	0	0	1.0	2	0	0	0	0	0	0	0	0	0	.400
Ritz, Kevin	0-0	7.71	2	1	0	0	0	0	7.0	12	7	6	3	0	3	1	5	0	0	.387
Ruffin, B	0-0	2.70	4	0	0	1	0	0	3.1	3	1	1	0	0	2	0	2	0	0	.250
Saberhagen, B	0-1	11.25	1	1	0	0	0	0	4.0	7	6	5	1	0	1	0	3	0	0	.368
Speier, R	0-0	0.00	3	0	0	1	0	1	2.1	1	1	0	0	0	3	0	1	0	0	.125
Street, H	0-2	13.50	3	0	0	2	0	1	2.2	6	4	4	0	0	3	0	1	0	0	.500
Swift, Bill	0-0	6.00	1	1	0	0	0	0	6.0	7	4	4	0	0	2	0	3	0	0	.318
Thompson, M	0-0	0.00	1	0	0	1	0	1	1.0	0	0	0	0	0	0	0	0	0	0	.000
Totals	9-10	4.61	19	19	0	19	0	8	170.0	190	92	87	21	7	70	8	131	3	1	.286





2009 Postseason

Rockies Statistics in 2009 NLDS

PLAYER	AVG	G	AB	R	H	TB	2B	3B	HR	RBI	SH	SF	HP	BB	IBB	SO	SB	CS	DP	E	SLG	OBP
Atkins, G	.231	4	13	0	3	5	2	0	0	2	0	0	0	0	0	3	0	0	0	0	.385	.231
Barnes, C	.000	4	14	0	0	0	0	0	0	0	1	0	0	0	0	2	0	0	0	1	.000	.000
Beimel, J	-	3	0	0	0	0	0	0	0	0	0	0	0	0	0	0	0	0	0	0	-	-
Belisle, M	.000	2	1	0	0	0	0	0	0	0	0	0	0	0	0	0	0	0	0	0	.000	.000
Betancourt, R	-	3	0	0	0	0	0	0	0	0	0	0	0	0	0	0	0	0	0	0	-	-
Contreras, J	-	2	0	0	0	0	0	0	0	0	0	0	0	0	0	0	0	0	0	0	-	-
Cook, A	.500	1	2	1	1	1	0	0	0	0	0	0	0	0	0	1	0	0	0	0	.500	.500
Daley, M	-	1	0	0	0	0	0	0	0	0	0	0	0	0	0	0	0	0	0	0	-	-
Fowler, D	.214	4	14	1	3	3	0	0	0	2	1	2	0	1	0	3	0	0	1	0	.214	.235
Giambi, J	.333	3	3	1	1	1	0	0	0	1	0	0	0	0	0	1	0	0	0	0	.333	.333
Gonzalez, C	.588	4	17	5	10	15	2	0	1	1	0	0	0	2	0	1	2	1	0	0	.882	.632
Hammel, J	-	1	0	0	0	0	0	0	0	0	0	0	0	1	0	0	0	0	0	0	-	1.000
Hawpe, B	.000	2	4	0	0	0	0	0	0	0	0	0	0	0	0	1	0	0	0	1	.000	.000
Helton, T	.188	4	16	5	3	3	0	0	0	2	0	0	0	3	0	2	0	0	0	0	.188	.316
Jimenez, U	.250	2	4	0	1	1	0	0	0	0	0	0	0	0	0	2	0	0	0	0	.250	.250
Marquis, J	-	1	0	0	0	0	0	0	0	0	0	0	0	0	0	0	0	0	0	0	-	-
Morales, F	-	4	0	0	0	0	0	0	0	0	0	0	0	0	0	0	0	0	0	0	-	-
Smith, S	.200	3	5	0	1	1	0	0	0	0	0	0	0	1	1	1	0	0	0	0	.200	.333
Spilborghs, R	.222	4	9	1	2	3	1	0	0	0	0	0	0	1	1	2	0	0	0	0	.333	.300
Stewart, I	.000	2	1	0	0	0	0	0	0	0	0	0	0	1	0	1	0	0	0	0	.000	.500
Street, H	-	3	0	0	0	0	0	0	0	0	0	0	0	0	0	0	0	0	0	0	-	-
Torrealba, Y	.357	4	14	1	5	10	2	0	1	4	1	0	0	0	0	5	0	0	0	0	.714	.357
Tulowitzki, T	.250	4	16	0	4	6	2	0	0	3	0	1	1	0	0	2	0	0	2	0	.375	.278
Young, E	.000	2	1	0	0	0	0	0	0	0	0	0	0	0	0	0	0	0	0	0	.000	.000
Totals	.254	4	134	15	34	49	9	0	2	15	3	3	1	10	2	27	2	1	3	2	.366	.304

PITCHER	W-L	ERA	G	GS	CG	GF	SHO	SV	IP	H	R	ER	HR	HB	BB	IBB	SO	WP	BK	AVG
Beimel, J	0-0	0.00	3	0	0	1	0	0	0.2	1	0	0	0	0	0	0	0	0	0	.333
Belisle, M	0-0	0.00	2	0	0	0	0	0	2.0	0	0	0	0	0	1	0	2	0	0	.000
Betancourt, R	0-0	3.86	3	0	0	0	0	0	2.1	2	1	1	1	0	1	0	3	0	0	.222
Contreras, J	0-0	4.50	2	0	0	0	0	0	2.0	3	1	1	0	0	2	0	3	0	0	.375
Cook, A	1-0	5.40	1	1	0	0	0	0	5.0	7	3	3	0	0	2	0	4	0	0	.350
Daley, M	0-0	0.00	1	0	0	0	0	0	1.0	1	0	0	0	0	1	0	0	1	0	.333
Hammel, J	0-0	9.82	1	1	0	0	0	0	3.2	4	4	4	1	0	3	0	5	0	0	.286
Jimenez, U	0-1	5.25	2	2	0	0	0	0	12.0	15	7	7	2	0	3	1	11	0	0	.306
Marquis, J	0-0	0.00	1	0	0	1	0	0	1.0	1	0	0	0	0	0	0	0	0	0	.250
Morales, F	0-0	0.00	4	0	0	0	0	0	2.2	0	0	0	0	0	3	1	1	0	0	.000
Street, H	0-2	13.50	3	0	0	2	0	1	2.2	6	4	4	0	0	3	0	1	0	0	.500
Totals	1-3	5.75	4	4	0	4	0	1	36.0	51	27	23	7	1	12	2	27	0	0	.331

2009 POSTSEASON ROSTER

Manager: Jim Tracy (4); **Coaches:** Bob Apodaca (36), Don Baylor (25), Rich Dauer (45), Glenallen Hill (30), Jim Wright (55); **Trainer:** Keith Dugger

No.	Name	Pos.	No.	Name	Pos.
27	Atkins, Garrett	INF	17	Helton, Todd	INF
12	Barnes, Clint	INF	20	Iannetta, Chris	C
97	Beimel, Joe	LHP	56	Morales, Franklin	LHP
63	Betancourt, Rafael	RHP	38	Jimenez, Ubaldo	RHP
34	Belisle, Matt	RHP	21	Marquis, Jason	RHP
54	Contreras, Jose	RHP	7	Smith, Seth	OF
28	Cook, Aaron	RHP	19	Spilborghs, Ryan	OF
31	Daley, Matt	RHP	9	Stewart, Ian	INF
24	Fowler, Dexter	OF	16	Street, Huston	RHP
23	Giambi, Jason	INF	2	Tulowitzki, Troy	INF
5	Gonzalez, Carlos	OF	8	Torrealba, Yorvit	C
46	Hammel, Jason	RHP	4	Young Jr., Eric	INF
11	Hawpe, Brad	OF			



2009 Division Series



Game 1 Oct. 7: Phi 5, Col 1 Citizens Bank Park 0-1

FINAL	1	2	3	4	5	6	7	8	9	R	H	E
COLORADO	0	0	0	0	0	0	0	0	1	1	6	1
PHILADELPHIA	0	0	0	0	2	3	0	0	x	5	12	0

Colorado	AB	R	H	BI	BB	K	Philadelphia	AB	R	H	BI	BB	K
Fowler, CF	4	0	0	0	0	0	Rollins, SS	4	0	1	0	0	1
Gonzalez, LF	4	1	2	0	0	0	Victorino, CF	4	0	1	0	0	0
Helton, 1B	4	0	0	0	0	0	Utley, 2B	4	1	1	0	0	2
Tulowitzki, SS	4	0	2	1	0	0	Howard, 1B	4	1	2	1	0	1
Atkins, 3B	4	0	1	0	0	2	Werth, RF	3	2	2	1	1	0
Torrealba, C	3	0	1	0	0	0	Ibanez, LF	4	1	2	2	0	0
Hawpe, RF	3	0	0	0	0	1	Feliz, 3B	4	0	1	0	0	0
Barnes, 2B	3	0	0	0	0	0	Ruiz, C	3	0	1	1	1	0
Jimenez, P	2	0	0	0	0	2	Lee, P	2	0	1	0	0	0
Beimel, P	0	0	0	0	0	0	Totals	32	5	12	5	2	4
Daley, P	0	0	0	0	0	0							
Morales, P	0	0	0	0	0	0							
Spilborghs, P	0	0	0	0	0	0							
Marquis, P	0	0	0	0	0	0							
Totals	32	1	6	1	0	5							

Colorado	IP	H	R	ER	BB	SO	HR
Jimenez (L, 0-1)	5.0	9	5	5	1	4	0
Beimel	0.0	1	0	0	0	0	0
Daley	1.0	1	0	0	1	0	0
Morales	1.0	0	0	0	0	0	0
Marquis	1.0	1	0	0	0	0	0
Totals	9.0	12	5	5	2	4	0

Philadelphia	IP	H	R	ER	BB	SO	HR
Lee (W, 1-0)	9.0	6	1	1	0	5	0
Totals	9.0	6	1	1	0	5	0

Game 2 Oct. 8: Col 5, Phi 4 Citizens Bank Park 1-1

FINAL	1	2	3	4	5	6	7	8	9	R	H	E
COLORADO	1	0	0	2	1	0	1	0	0	5	9	1
PHILADELPHIA	0	0	0	0	0	3	0	1	0	4	11	0

Colorado	AB	R	H	BI	BB	K	Philadelphia	AB	R	H	BI	BB	K
Gonzalez, LF	5	1	3	0	0	1	Rollins, SS	5	0	1	0	0	1
Fowler, CF	2	0	0	2	0	2	Victorino, CF	5	1	3	0	0	0
Helton, 1B	5	1	1	1	0	1	Utley, 2B	4	1	1	0	0	1
Tulowitzki, SS	3	0	0	0	0	0	Howard, 1B	4	1	2	1	0	1
Atkins, 3B	2	0	0	0	0	1	Werth, RF	4	1	1	1	0	1
Stewart, PH-3B	1	0	0	0	1	1	Ibanez, LF	4	0	2	2	0	0
Torrealba, C	3	1	2	2	0	0	Feliz, 3B	3	0	1	0	0	1
Spilborghs, RF	3	1	1	0	1	1	Happ, P	0	0	0	0	0	0
Barnes, 2B	3	0	0	0	0	1	Eyre, P	0	0	0	0	0	0
Cook, P	2	1	1	0	0	1	Myers, P	0	0	0	0	0	0
Contreras, P	0	0	0	0	0	0	Bastardo, P	0	0	0	0	0	0
Smith, P	1	0	1	0	0	0	Madson, P	0	0	0	0	0	0
Belisle, P	0	0	0	0	0	0	Francisco, P	1	0	0	0	0	0
Giambi, PH	1	0	0	0	0	1	Ruiz, C	2	0	0	0	1	1
Betancourt, P	0	0	0	0	0	0	Stairs, PH	0	0	0	0	1	0
Morales, P	0	0	0	0	0	0	Lee, PR	0	0	0	0	0	0
Street, P	0	0	0	0	0	0	Hamels, P	0	0	0	0	1	0
Totals	31	5	9	5	2	10	Dobbs, PH	1	0	0	0	0	0
							Blanton, P	0	0	0	0	0	0
							Cairo, P	2	0	0	0	0	0
							Totals	35	4	11	4	3	6

Colorado	IP	H	R	ER	BB	SO	HR
Cook (W, 1-0)	5.0	7	3	3	2	4	0
Contreras	1.0	2	0	0	0	1	0
Belisle	1.0	0	0	0	0	1	0
Betancourt	0.2	1	1	1	0	0	1
Morales	0.1	0	0	0	0	0	0
Street (S, 1)	1.0	1	0	0	1	0	0
Totals	9.0	10	4	4	3	6	1

Philadelphia	IP	H	R	ER	BB	SO	HR
Hamels (L, 0-1)	5.0	7	4	4	0	5	1
Blanton	1.0	1	1	1	0	1	0
Happ	0.0	1	0	0	0	0	0
Eyre	1.0	0	0	0	0	1	0
Myers	0.2	0	0	0	2	0	0
Bastardo	0.1	0	0	0	0	1	0
Madson	1.0	0	0	0	0	2	0
Totals	9.0	9	5	5	2	10	1

Game 3 Oct. 11: Phi 6, Col 5 Coors Field 1-2

FINAL	1	2	3	4	5	6	7	8	9	R	H	E
PHILADELPHIA	1	0	0	3	0	1	0	0	1	6	8	0
COLORADO	2	0	1	1	0	0	1	0	0	5	10	0

Philadelphia	AB	R	H	BI	BB	K	Colorado	AB	R	H	BI	BB	K
Rollins, SS	5	1	1	0	0	2	Gonzalez, LF	4	3	3	1	1	0
Victorino, CF	3	1	0	0	1	1	Fowler, CF	4	0	2	0	0	1
Utley, 2B	4	2	3	1	1	0	Giambi, PH	1	0	0	0	0	0
Howard, 1B	4	0	1	2	0	1	Helton, 1B	3	2	1	1	2	1
Werth, RF	3	1	0	0	2	2	Young, PR	0	0	0	0	0	0
Ibanez, LF	2	1	0	1	3	0	Tulowitzki, SS	4	0	1	1	0	0
Lidge, P	0	0	0	0	0	0	Torrealba, C	4	0	0	0	0	3
Feliz, 3B	3	0	1	0	1	1	Atkins, 3B	4	0	2	2	0	0
Ruiz, C	4	0	2	2	0	1	Spilborghs, RF	4	0	1	0	0	1
Happ, P	1	0	0	0	0	1	Street, P	0	0	0	0	0	0
Dobbs, PH	1	0	0	0	0	0	Barnes, 2B	4	0	0	0	0	0
Blanton, P	1	0	0	0	0	1	Hammel, P	0	0	0	0	1	0
Eyre, P	0	0	0	0	0	0	Belisle, P	1	0	0	0	0	0
Madson, P	0	0	0	0	0	0	Beimel, P	0	0	0	0	0	0
Stairs, PH	1	0	0	0	0	1	Contreras, P	0	0	0	0	0	0
Durbin, P	0	0	0	0	0	0	Smith, PH	1	0	0	0	0	0
Francisco, LF	0	0	0	0	0	0	Morales, P	0	0	0	0	0	0
Totals	32	6	8	6	8	11	Betancourt, P	0	0	0	0	0	0
							Hawpe, RF	1	0	0	0	0	0
							Totals	35	5	10	5	4	6

Philadelphia	IP	H	R	ER	BB	SO	HR
Happ	3.0	5	3	3	2	4	0
Blanton	2.2	3	1	1	0	0	1
Eyre	0.1	2	1	1	0	0	0
Madson	1.0	0	0	0	0	2	0
Durbin (W, 1-0)	1.0	0	0	0	0	0	0
Lidge (S, 1)	1.0	0	0	0	2	0	0
Totals	9.0	10	5	5	2	4	1

Colorado	IP	H	R	ER	BB	SO	HR
Hammel	3.2	4	4	4	3	5	1
Belisle	1.0	0	0	0	1	1	0
Beimel	0.1	0	0	0	0	0	0
Contreras	1.0	1	1	1	2	2	0
Morales	1.0	0	0	0	0	0	0
Betancourt	1.0	1	0	0	1	3	0
Street (L, 0-1)	1.0	2	1	1	1	0	0
Totals	9.0	8	6	6	8	11	1

Game 4 Oct. 12: Phi 5, Col 4 Coors Field 1-3

FINAL	1	2	3	4	5	6	7	8	9	R	H	E
PHILADELPHIA	1	0	0	0	0	1	0	0	3	5	9	2
COLORADO	0	0	0	0	0	1	0	3	0	4	9	0

Philadelphia	AB	R	H	BI	BB	K	Colorado	AB	R	H	BI	BB	K
Rollins, SS	5	0	2	0	0	1	Gonzalez, RF	4	0	2	0	1	0
Victorino, CF	5	2	2	1	0	0	Fowler, CF	4	1	1	0	1	0
Utley, 2B	2	1	1	0	3	0	Helton, 1B	4	2	1	0	1	0
Howard, 1B	4	1	1	2	1	1	Tulowitzki, SS	5	0	1	1	0	2
Werth, RF	4	1	2	2	1	1	Atkins, 3B	3	0	0	0	0	0
Ibanez, LF	3	0	0	0	1	2	Giambi, PH	1	1	1	0	0	0
Madson, P	0	0	0	0	0	0	Street, P	0	0	0	0	0	0
Cairo, PH-LF	1	0	0	0	0	0	Beimel, P	0	0	0	0	0	0
Feliz, 3B	4	0	0	0	0	1	Torrealba, C	4	0	2	2	0	2
Ruiz, C	4	0	1	0	0	0	Smith, LF	3	0	0	0	1	1
Lee, P	3	0	0	0	0	2	Barnes, 2B	4	0	0	0	0	1
Francisco, LF	0	0	0	0	0	0	Jimenez, P	2	0	1	0	0	0
Dobbs, PH	1	0	0	0	0	1	Spilborghs, PH	1	0	0	0	0	0
Eyre, P	0	0	0	0	0	0	Morales, P	0	0	0	0	0	0
Lidge, P	0	0	0	0	0	0	Betancourt, P	0	0	0	0	0	0
Totals	36	5	9	5	6	9	Stewart, 3B	0	0	0	0	0	0
							Young, PH	1	0	0	0	0	0
							Totals	36	4	9	4	4	6

Philadelphia	IP	H	R	ER	BB	SO	HR
Lee	7.1	5	3	1	3	5	0
Madson (W, 1-0)	0.2	2	1	1	1	0	0
Eyre	0.2	2	0	0	0	0	0
Lidge (S, 2)	0.1	0	0	0	0	1	0
Totals	9.0	9	4	2	4	6	0

Colorado	IP	H	R	ER	BB	SO	HR
Jimenez	7.0	6	2	2	2	7	2
Morales	0.1	0	0	0	3	1	0
Betancourt	0.2	0	0	0	0	0	0
Street (L, 0-2)	0.2	3	3	3	1	1	0
Beimel	0.1	0	0	0	0	0	0
Totals	9.0	9	5	5	6	9	2

21 WINS IN 22 GAMES PROPELS ROCKIES INTO FIRST WORLD SERIES

The 2007 season was a historical one for the Colorado Rockies, as the team won its first National League Championship and advanced to the World Series for the first time in franchise history.

The Rockies captivated fans throughout baseball with an unprecedented run at the end of the season, winning 14 of their final 15 regular season games (including a one-game playoff for the wild card berth), sweeping the National League Division Series vs. the Phillies and the Championship Series vs. the Diamondbacks. All told, the club won 21 of 22 games heading into the 2007 World Series before being swept in four games by the Boston Red Sox.

Resiliency might be the best word of choice on Blake Street to describe the 2007 Colorado Rockies. The club overcame an 18-27 start, a 1-9 road trip at the end of June and the loss of three starting pitchers. The Rockies went from last place in the National League West to posting the league's best record after May 22 with a mark of 72-46 (.610). Colorado rebounded from a 10-16 April to having a winning record in every other month of the season, including a franchise-record 20 victories in September. The team finished at 17 games above .500, easily a franchise best for any point in any season. The club's 90 wins matched Arizona for the most victories of any National League team in '07. 2007 became the first 90-win season in Rockies franchise history.



2007 Division Series



Rockies Statistics in 2007 NLDS

PLAYER	AVG	G	AB	R	H	TB	2B	3B	HR	RBI	SH	SF	HP	BB	IBB	SO	SB	CS	DP	E	SLG	OBP
Atkins,G	.231	3	13	3	3	5	2	0	0	1	0	0	0	0	0	1	0	0	0	0	.385	.231
Baker,J	1.000	1	1	0	1	1	0	0	0	1	0	0	0	0	0	0	0	0	0	0	1.000	1.000
Carroll,J	.000	1	0	0	0	0	0	0	0	0	0	0	0	0	0	0	0	0	0	0	.000	.000
Hawpe,B	.273	3	11	1	3	3	0	0	0	0	0	0	0	2	0	5	0	0	0	0	.273	.385
Helton,T	.083	3	12	1	1	3	0	1	0	0	0	0	0	1	0	2	0	0	0	0	.250	.154
Holliday,M	.231	3	13	2	3	9	0	0	2	3	0	0	0	0	0	3	0	0	0	0	.692	.231
Iannetta,C	.000	0	0	0	0	0	0	0	0	0	0	0	0	0	0	0	0	0	0	0	.000	.000
Matsui,K	.417	3	12	2	5	13	1	2	1	6	0	0	0	2	1	2	0	0	0	0	1.083	.500
Smith,S	.500	2	2	1	1	1	0	0	0	0	0	0	0	0	0	0	0	0	0	0	.500	.500
Spilborghs,R	.250	3	8	2	2	2	0	0	0	0	0	0	0	3	0	3	0	0	0	0	.250	.455
Sullivan,C	.500	3	2	0	1	1	0	0	0	0	0	0	0	0	0	0	0	0	0	0	.500	.500
Torrealba,Y	.500	3	10	3	5	6	1	0	0	3	0	0	0	2	1	0	0	0	1	1	.600	.583
Tulowitzki,T	.167	3	12	1	2	6	1	0	1	2	0	0	0	1	0	5	0	1	0	0	.500	.231
Fogg,J	.000	1	1	0	0	0	0	0	0	0	0	0	0	0	0	0	0	0	0	0	.000	.000
Francis,J	.000	1	2	0	0	0	0	0	0	0	1	0	0	0	0	0	0	0	0	0	.000	.000
Jimenez,U	.000	1	1	0	0	0	0	0	0	0	1	0	0	0	0	0	0	0	0	0	.000	.000
Morales,F	.000	1	1	0	0	0	0	0	0	0	0	0	0	0	0	1	0	0	0	0	.000	.000
COLORADO	.267	3	101	16	27	50	5	3	4	16	2	0	0	11	2	22	0	1	1	1	.495	.339
OPPONENTS	.172	3	93	8	16	34	1	1	5	8	0	0	1	12	0	26	3	0	3	0	.366	.274

Postseason

PITCHER	W-L	ERA	G	GS	CG	GF	SHO	SV	IP	H	R	ER	HR	HB	BB	IBB	SO	WP	BK	AVG
Affeldt,J	0-0	9.00	1	0	0	0	0	0	1.0	1	1	1	1	0	0	0	2	0	0	.250
Buchholz,T	0-0	---	0	0	0	0	0	0	0.0	0	0	0	0	0	0	0	0	0	0	.000
Corpas,M	0-0	0.00	3	0	0	3	0	3	3.1	2	0	0	0	0	0	0	3	0	0	.167
Fogg,J	1-0	0.00	1	0	0	0	0	0	2.0	1	0	0	0	0	0	0	1	0	0	.143
Francis,J	1-0	3.00	1	1	0	0	0	0	6.0	4	2	2	2	0	2	0	8	0	0	.190
Fuentes,B	1-0	0.00	3	0	0	0	0	0	2.1	1	0	0	0	0	3	0	4	1	0	.125
Hawkins,L	0-0	0.00	1	0	0	0	0	0	1.0	0	0	0	0	0	1	0	0	0	0	.000
Herges,M	0-0	0.00	1	0	0	0	0	0	0.2	0	0	0	0	0	0	0	0	0	0	.000
Jimenez,U	0-0	1.42	1	1	0	0	0	0	6.1	3	1	1	1	0	4	0	5	0	0	.143
Morales,F	0-0	9.00	1	1	0	0	0	0	3.0	3	3	3	1	1	2	0	3	0	0	.273
Redman,M	0-0	---	0	0	0	0	0	0	0.0	0	0	0	0	0	0	0	0	0	0	.000
Speier,R	0-0	0.00	1	0	0	0	0	0	1.1	1	1	0	0	0	0	0	0	0	0	.200
COLORADO	3-0	2.33	3	3	0	3	0	3	27.0	16	8	7	5	1	12	0	26	1	0	.172
OPPONENTS	0-3	5.54	3	3	0	3	0	0	26.0	27	16	16	4	0	11	2	22	0	0	.267

2007 POSTSEASON ROSTER

Manager: Clint Hurdle (13); **Coaches:** Bob Apodaca (36), Alan Cockrell (58), Mike Gallego (2), Glenallen Hill (30), Rick Mathews (53), Jamie Quirk (9); **Trainers:** Keith Dugger and Scott Gehret

No.	Name	Pos.	No.	Name	Pos.
41	Affeldt, Jeremy	LHP	5	Holliday, Matt	OF
27	Atkins, Garrett	INF	20	Iannetta, Chris	C
10	Baker, Jeff	INF	38	Jimenez, Ubaldo	RHP
35	#Buchholz, Taylor	RHP	7	Matsui, Kazuo	INF
1	Carroll, Jamey	INF	56	Morales, Franklin	LHP
28	**Cook, Aaron	RHP	55	*Redman, Mark	LHP
60	Corpas, Manny	RHP	12	Smith, Seth	OF
37	Fogg, Josh	RHP	23	Speier, Ryan	RHP
26	Francis, Jeff	LHP	19	Spilborghs, Ryan	OF
40	Fuentes, Brian	LHP	18	Sullivan, Cory	OF
32	Hawkins, LaTroy	RHP	3	^Taveras, Willy	OF
11	Hawpe, Brad	OF	8	Torrealba, Yorvit	C
17	Helton, Todd	INF	2	Tulowitzki, Troy	INF
49	Herges, Matt	RHP			

* DS roster only ^ LCS, WS roster only
DS, LCS roster only ** WS roster only





2007 Division Series

Game 1 Oct. 3: Col 4, Phi 2 Citizens Bank Park 1-0

FINAL	1	2	3	4	5	6	7	8	9	R	H	E
COLORADO	0	3	0	0	0	0	0	1	0	4	6	0
PHILADELPHIA	0	0	0	0	2	0	0	0	0	2	4	0

Colorado	AB	R	H	BI	BB	K	Philadelphia	AB	R	H	BI	BB	K
Matsui, 2B	4	0	0	0	1	2	Rollins, SS	3	0	0	0	1	1
Tulowitzki, SS	3	0	0	1	1	2	Victorino, RF	4	0	0	0	0	1
Holliday, LF	4	1	1	1	0	1	Utley, 2B	4	0	0	0	0	4
Helton, 1B	4	1	1	0	0	1	Howard, 1B	4	0	0	0	0	3
Atkins, 3B	4	1	1	1	0	1	Rowand, CF	4	1	1	1	0	0
Hawpe, RF	4	0	0	0	0	3	Burrell, LF	3	1	1	1	1	0
Spilborghs, CF	2	1	0	0	2	2	Helms, 3B	2	0	0	0	0	0
Corpas, P	0	0	0	0	0	0	Dobbs, PH	0	0	0	0	1	0
Torrealba, C	4	0	2	1	0	0	Bourn, PR	0	0	0	0	0	0
Francis, P	2	0	0	0	0	0	Nunez, 3B	0	0	0	0	0	0
Hawkins, P	0	0	0	0	0	0	Ruiz, C	3	0	1	0	0	1
Fuentes, P	0	0	0	0	0	0	Hamels, P	2	0	1	0	0	0
Sullivan, PH-CF	1	0	1	0	0	0	Gordon, P	0	0	0	0	0	0
Totals	32	4	6	4	4	12	Romero, P	0	0	0	0	0	0
							Iguchi, PH	0	0	0	0	1	0
							Myers, P	0	0	0	0	0	0
							Totals	29	2	4	2	4	10

Colorado	IP	H	R	ER	BB	SO	HR
Francis (W, 1-0)	6.0	4	2	2	2	8	2
Hawkins	1.0	0	0	0	1	0	0
Fuentes	1.0	0	0	0	1	1	0
Corpas (S, 1)	1.0	0	0	0	0	1	0
Totals	9.0	4	2	2	4	10	2

Philadelphia	IP	H	R	ER	BB	SO	HR
Hamels (L, 0-1)	6.2	3	3	3	4	7	0
Gordon	0.2	1	1	1	0	2	1
Romero	0.2	0	0	0	0	0	0
Myers	1.0	2	0	0	0	3	0
Totals	8.1	6	4	4	4	12	1

Game 2 Oct. 4: Col 10, Phi 5 Citizens Bank Park 2-0

FINAL	1	2	3	4	5	6	7	8	9	R	H	E
COLORADO	2	0	0	4	0	4	0	0	0	10	12	1
PHILADELPHIA	1	2	0	0	0	1	1	0	0	5	9	0

Colorado	AB	R	H	BI	BB	K	Philadelphia	AB	R	H	BI	BB	K
Matsui, 2B	5	2	3	5	0	0	Rollins, SS	5	1	2	4	0	0
Corpas, P	0	0	0	0	0	0	Utley, 2B	5	0	2	0	0	1
Tulowitzki, SS	5	1	2	1	0	2	Burrell, LF	4	0	1	0	1	1
Holliday, LF	5	1	2	2	0	1	Howard, 1B	4	1	2	1	0	2
Helton, 1B	5	0	0	0	0	1	Rowand, CF	4	0	0	0	0	2
Atkins, 3B	5	1	1	0	0	0	Werth, RF	3	0	0	0	1	1
Hawpe, RF	3	1	1	0	2	1	Helms, 3B	0	1	0	0	1	0
Spilborghs, CF	3	1	1	0	1	0	Dobbs, PH-3B	2	0	0	0	0	1
Speier, P	0	0	0	0	0	0	Iguchi, PH	0	0	0	0	1	0
Fuentes, P	0	0	0	0	0	0	Nunez, 3B	0	0	0	0	0	0
Carroll, 2B	0	0	0	0	0	0	Ruiz, C	4	1	1	0	0	0
Torrealba, C	3	2	1	2	1	0	Kendrick, P	1	0	0	0	0	0
Morales, P	1	0	0	0	0	1	Lohse, P	0	0	0	0	0	0
Smith, PH	1	1	1	0	0	0	Bourn, PH	1	0	0	0	0	0
Fogg, P	1	0	0	0	0	0	Mesa, P	0	0	0	0	0	0
Affeldt, P	0	0	0	0	0	0	Condrey, P	0	0	0	0	0	0
Sullivan, CF	1	0	0	0	0	0	Victorino, PH	1	1	1	0	0	0
Totals	38	10	12	10	4	6	Alfonseca, P	0	0	0	0	0	0
							Romero, P	0	0	0	0	0	0
							Coste, PH	1	0	0	0	0	0
							Totals	35	5	9	5	4	8

Colorado	IP	H	R	ER	BB	SO	HR
Morales	3.0	3	3	3	2	3	1
Fogg (W, 1-0)	2.0	1	0	0	0	1	0
Affeldt	1.0	1	1	1	0	2	1
Speier	1.1	1	1	0	0	0	0
Fuentes	0.1	1	0	0	2	1	0
Corpas (S, 2)	1.1	2	0	0	0	1	0
Totals	8.0	9	5	4	4	8	2

Philadelphia	IP	H	R	ER	BB	SO	HR
Kendrick (L, 0-1)	3.2	5	5	5	2	2	2
Lohse	1.1	1	1	1	0	1	1
Mesa	0.1	1	3	3	2	0	0
Condrey	1.2	4	1	1	0	2	0
Alfonseca	1.0	1	0	0	0	0	0
Romero	1.0	0	0	0	0	1	0
Totals	9.0	12	10	10	4	6	3

Game 3 Oct. 6: Col 2, Phi 1 Coors Field 3-0

FINAL	1	2	3	4	5	6	7	8	9	R	H	E
PHILADELPHIA	0	0	0	0	0	0	1	0	0	1	3	0
COLORADO	0	0	0	0	1	0	0	1	x	2	9	0

Philadelphia	AB	R	H	BI	BB	K	Colorado	AB	R	H	BI	BB	K
Rollins, SS	3	0	0	0	1	2	Matsui, 2B	3	0	2	1	1	0
Utley, 2B	2	0	0	0	2	0	Tulowitzki, SS	4	0	0	0	0	1
Burrell, LF	4	0	0	0	0	2	Holliday, LF	4	0	0	0	0	1
Romero, P	0	0	0	0	0	0	Helton, 1B	3	0	0	0	1	0
Myers, P	0	0	0	0	0	0	Atkins, 3B	4	1	1	0	0	0
Howard, 1B	4	0	1	0	0	2	Hawpe, RF	4	0	2	0	0	1
Rowand, CF	4	0	0	0	0	2	Spilborghs, CF	3	0	1	0	0	1
Victorino, RF	4	1	1	1	0	0	Fuentes, P	0	0	0	0	0	0
Ruiz, C	2	0	1	0	1	0	Baker, PH	1	0	1	1	0	0
Nunez, 3B	2	0	0	0	0	0	Corpas, P	0	0	0	0	0	0
Dobbs, PH-3B	1	0	0	0	0	0	Torrealba, C	3	1	2	0	1	0
Moyer, P	2	0	0	0	0	0	Jimenez, P	1	0	0	0	0	0
Iguchi, PH	1	0	0	0	0	0	Herges, P	0	0	0	0	0	0
Gordon, P	0	0	0	0	0	0	Smith, PH	1	0	0	0	0	0
Werth, LF	0	0	0	0	0	0	Sullivan, CF	0	0	0	0	0	0
Totals	29	1	3	1	4	8	Totals	31	2	9	2	3	4

Philadelphia	IP	H	R	ER	BB	SO	HR
Moyer	6.0	5	1	1	2	2	0
Gordon	1.1	1	0	0	1	2	0
Romero (L, 0-1)	0.1	3	1	1	0	0	0
Myers	0.1	0	0	0	0	0	0
Totals	8.0	9	2	2	3	4	0

Colorado	IP	H	R	ER	BB	SO	HR
Jimenez	6.1	3	1	1	4	5	1
Herges	0.2	0	0	0	0	0	0
Fuentes (W, 1-0)	1.0	0	0	0	0	2	0
Corpas (S, 3)	1.0	0	0	0	0	1	0
Totals	9.0	3	1	1	4	8	1



The Rockies celebrate as they defeat the Phillies in a three-game sweep in the NLDS. It was the club's first-ever postseason series win.

2007 Championship Series



Rockies Statistics in 2007 NLCS

PLAYER	AVG	G	AB	R	H	TB	2B	3B	HR	RBI	SH	SF	HP	BB	IBB	SO	SB	CS	DP	E	SLG	OBP
Atkins,G	.143	4	14	0	2	2	0	0	0	0	0	0	0	2	1	2	0	0	0	0	.143	.250
Baker,J	.500	2	2	0	1	1	0	0	0	0	0	0	0	0	0	1	0	0	0	0	.500	.500
Carroll,J	.000	2	1	0	0	0	0	0	0	0	0	0	0	1	0	0	0	0	0	0	.000	.500
Hawpe,B	.333	4	12	2	4	4	0	0	0	2	0	0	0	5	0	3	0	0	0	0	.333	.529
Helton,T	.214	4	14	3	3	3	0	0	0	1	0	1	0	2	0	4	0	0	0	0	.214	.294
Holliday,M	.333	4	15	3	5	11	0	0	2	4	0	0	1	1	0	6	0	0	0	0	.733	.412
Iannetta,C	.000	0	0	0	0	0	0	0	0	0	0	0	0	0	0	0	0	0	0	0	.000	.000
Matsui,K	.235	4	17	2	4	4	0	0	0	2	1	0	0	1	0	5	1	0	0	1	.235	.278
Smith,S	.500	2	2	1	1	2	1	0	0	2	0	0	0	0	0	0	0	0	0	0	1.000	.500
Spilborghs,R	.500	2	2	1	1	1	0	0	0	0	0	0	0	0	0	0	0	0	0	0	.500	.500
Sullivan,C	.000	1	1	0	0	0	0	0	0	0	0	0	0	0	0	1	0	0	0	0	.000	.000
Taveras,W	.167	4	18	3	3	4	1	0	0	1	0	0	0	2	0	5	1	0	0	0	.222	.250
Torrealba,Y	.200	4	15	2	3	7	1	0	1	4	0	0	0	2	0	5	0	0	0	0	.467	.294
Tulowitzki,T	.188	4	16	1	3	3	0	0	0	0	0	0	0	1	0	5	0	0	1	0	.188	.235
Fogg,J	.000	1	1	0	0	0	0	0	0	0	0	0	0	1	0	0	0	0	0	0	.000	.500
Francis,J	.000	1	2	0	0	0	0	0	0	0	1	0	0	0	0	0	0	0	0	0	.000	.000
Jimenez,U	.000	1	2	0	0	0	0	0	0	0	0	0	0	0	0	2	0	0	0	0	.000	.000
Morales,F	.000	1	1	0	0	0	0	0	0	0	0	0	0	0	0	0	0	0	0	0	.000	.000
COLORADO	.222	4	135	18	30	42	3	0	3	16	2	1	1	18	1	39	2	0	1	2	.311	.316
OPPONENTS	.254	4	142	8	36	51	7	1	2	8	0	0	4	8	1	28	0	2	4	3	.359	.312

Postseason

PITCHER	W-L	ERA	G	GS	CG	GF	SHO	SV	IP	H	R	ER	HR	HB	BB	IBB	SO	WP	BK	AVG
Affeldt,J	0-0	0.00	2	0	0	0	0	0	1.1	0	0	0	0	0	0	0	0	0	0	.000
Buchholz,T	0-0	---	0	0	0	0	0	0	0.0	0	0	0	0	0	0	0	0	0	0	.000
Corpas,M	1-0	1.69	4	0	0	3	0	2	5.1	3	1	1	0	1	0	0	3	0	0	.167
Fogg,J	1-0	1.50	1	1	0	0	0	0	6.0	7	1	1	1	0	1	0	3	0	0	.318
Francis,J	1-0	1.35	1	1	0	0	0	0	6.2	7	1	1	0	2	1	0	4	0	0	.292
Fuentes,B	0-0	7.36	4	0	0	0	0	0	3.2	7	3	3	1	0	0	0	6	0	0	.389
Hawkins,L	0-0	0.00	2	0	0	0	0	0	2.0	1	0	0	0	0	0	0	1	0	0	.125
Herges,M	1-0	0.00	3	0	0	0	0	0	3.0	1	0	0	0	0	1	0	2	0	0	.100
Jimenez,U	0-0	1.80	1	1	0	0	0	0	5.0	5	1	1	0	0	4	1	6	1	0	.263
Morales,F	0-0	2.25	1	1	0	0	0	0	4.0	5	1	1	0	1	1	0	2	0	0	.313
Redman,M	0-0	---	0	0	0	0	0	0	0.0	0	0	0	0	0	0	0	0	0	0	.000
Speier,R	0-0	0.00	1	0	0	1	0	1	1.0	0	0	0	0	0	0	0	1	0	0	.000
COLORADO	4-0	1.89	4	4	0	4	0	3	38.0	36	8	8	2	4	8	1	28	1	0	.254
OPPONENTS	0-4	3.00	4	4	0	4	0	0	36.0	30	18	12	3	1	18	1	39	3	0	.222



Matt Holliday was named the Most Valuable Player of the National League Championship Series after batting .333 (5-for-15) with 2 home runs and 4 RBI, helping lead the Rockies past the Arizona Diamondbacks in a 4 game sweep. Holliday became the first outfielder to take home the MVP honors in the NLCS since Los Angeles' Mike Devereaux in 1995. Prior to that the last outfielder to win the honor was San Francisco's Jeffrey Leonard in 1987.



2007 Championship Series

Game 1 Oct. 11: Col 5, Ari 1 Chase Field 1-0

FINAL	1	2	3	4	5	6	7	8	9	R	H	E
COLORADO	0	1	3	0	0	0	1	0	0	5	8	0
ARIZONA	1	0	0	0	0	0	0	0	0	1	9	1

Colorado	AB	R	H	BI	BB	K	Arizona	AB	R	H	BI	BB	K
Taveras, CF	5	1	1	0	0	2	Young, CF	2	0	0	0	2	0
Corpas, P	0	0	0	0	0	0	Drew, SS	4	1	1	0	0	1
Matsui, 2B	5	1	1	1	0	2	Byrnes, LF	4	0	2	1	0	1
Holliday, LF	3	1	1	0	1	1	Jackson, 1B	4	0	1	0	0	0
Helton, 1B	4	1	1	0	0	0	Reynolds, 3B	3	0	0	0	0	0
Atkins, 3B	3	0	1	0	1	0	Snyder, C	4	0	1	0	0	2
Hawpe, RF	3	0	2	2	1	1	Upton, RF	2	0	0	0	0	1
Tulowitzki, SS	4	0	1	0	0	1	Salazar, PH	1	0	0	0	0	0
Torrealba, C	3	1	0	0	1	2	Ojeda, 2B	4	0	1	0	0	0
Francis, P	2	0	0	0	0	0	Webb, P	2	0	1	0	0	1
Herges, P	0	0	0	0	0	0	Cruz, P	0	0	0	0	0	0
Affeldt, P	0	0	0	0	0	0	Slaten, P	0	0	0	0	0	0
Fuentes, P	0	0	0	0	0	0	Cirillo, PH	1	0	1	0	0	0
Sullivan, PH-CF	1	0	0	0	0	1	Nippert, P	0	0	0	0	0	0
Totals	33	5	8	3	4	10	Pena, P	0	0	0	0	0	0
							Montero, PH	1	0	1	0	0	0
							Totals	32	1	9	1	2	6

Colorado	IP	H	R	ER	BB	SO	HR
Francis (W, 1-0)	6.2	7	1	1	1	4	0
Herges	0.0	0	0	0	0	1	0
Affeldt	0.1	0	0	0	0	0	0
Fuentes	1.0	1	0	0	0	2	0
Corpas	1.0	1	0	0	0	0	0
Totals	9.0	9	1	1	2	6	0

Arizona	IP	H	R	ER	BB	SO	HR
Webb (L, 0-1)	6.0	7	4	4	2	4	0
Cruz	0.2	0	1	0	2	1	0
Slaten	0.1	0	0	0	0	0	0
Nippert	1.0	1	0	0	0	2	0
Pena	1.0	0	0	0	0	3	0
Totals	9.0	8	5	4	4	10	0

Game 2 Oct. 12: Col 3, Ari 2 (11 inn.) Chase Field 2-0

FINAL	1	2	3	4	5	6	7	8	9	10	11	R	H	E
COLORADO	0	1	0	0	1	0	0	0	0	0	1	3	7	1
ARIZONA	0	0	1	0	0	0	0	0	1	0	0	2	9	1

Colorado	AB	R	H	BI	BB	K	Arizona	AB	R	H	BI	BB	K
Taveras, CF	4	1	1	1	2	1	Young, CF	4	1	1	1	1	3
Speier, P	0	0	0	0	0	0	Drew, SS	4	0	1	0	1	0
Matsui, 2B	4	0	1	0	1	1	Byrnes, LF	5	0	1	1	0	0
Holliday, LF	5	0	0	0	0	3	Clark, 1B	4	0	2	0	1	0
Helton, 1B	4	1	0	1	0	1	Reynolds, 3B	5	0	1	0	0	2
Atkins, 3B	4	0	1	0	0	1	Salazar, RF	3	0	0	0	0	1
Corpas, P	0	0	0	0	0	0	Upton, PH-RF	2	0	0	0	0	2
Spilborghs, PH-CF	1	1	0	0	0	0	Snyder, C	4	0	1	0	1	2
Tulowitzki, SS	5	0	1	0	0	1	Ojeda, 2B	5	0	1	0	0	2
Hawpe, RF	3	0	1	0	2	0	Davis, P	1	1	1	0	0	0
Torrealba, C	4	0	1	1	1	2	Callaspo, PH	1	0	0	0	0	0
Jimenez, P	2	0	0	0	0	2	Cruz, P	0	0	0	0	0	0
Smith, PH	1	0	0	0	0	0	Jackson, PH	1	0	0	0	0	0
Herges, P	0	0	0	0	0	0	Pena, P	0	0	0	0	0	0
Hawkins, P	0	0	0	0	0	0	Lyon, P	0	0	0	0	0	0
Fuentes, P	0	0	0	0	0	0	Montero, PH	1	0	0	0	0	0
Carroll, PH-3B	1	0	0	0	1	0	Valverde, P	0	0	0	0	0	0
Totals	38	3	7	3	7	12	Slaten, P	0	0	0	0	0	0
							Owings, PH	1	0	0	0	0	0
							Totals	41	2	9	2	4	12

Colorado	IP	H	R	ER	BB	SO	HR
Jimenez	5.0	5	1	1	4	6	0
Herges	1.0	1	0	0	0	0	0
Hawkins	1.0	1	0	0	0	1	0
Fuentes	1.0	1	0	0	0	2	0
Corpas (W, 1-0)	2.0	1	1	1	0	2	0
Speier (S, 1)	1.0	0	0	0	0	1	0
Totals	11.0	9	2	2	4	12	0

Arizona	IP	H	R	ER	BB	SO	HR
Davis	5.0	5	2	1	4	5	0
Cruz	1.0	0	0	0	0	1	0
Pena	2.0	1	0	0	0	3	0
Lyon	1.0	0	0	0	0	1	0
Valverde (L, 0-1)	1.2	1	1	1	3	2	0
Slaten	0.1	0	0	0	0	0	0
Totals	11.0	7	3	2	7	12	0

Game 3 Oct. 14: Col 4, Ari 1 Coors Field 3-0

FINAL	1	2	3	4	5	6	7	8	9	R	H	E
ARIZONA	0	0	0	1	0	0	0	0	0	1	8	0
COLORADO	1	0	0	0	0	3	0	0	x	4	9	0

Arizona	AB	R	H	BI	BB	K	Colorado	AB	R	H	BI	BB	K
Young, CF	3	0	1	0	1	1	Taveras, CF	5	0	0	0	0	1
Drew, SS	4	0	2	0	0	1	Matsui, 2B	4	0	1	0	0	0
Byrnes, LF	4	0	0	0	0	1	Holliday, LF	4	1	2	1	0	1
Clark, 1B	4	0	0	0	0	0	Helton, 1B	3	1	1	0	1	2
Reynolds, 3B	4	1	1	1	0	1	Atkins, 3B	3	0	0	0	1	0
Salazar, RF	2	0	1	0	0	0	Hawpe, RF	3	1	1	0	1	1
Upton, PH-RF	2	0	0	0	0	0	Tulowitzki, SS	4	0	1	0	0	1
Montero, C	3	0	1	0	0	0	Torrealba, C	4	1	2	3	0	0
Ojeda, 2B	3	0	0	0	0	0	Fogg, P	1	0	0	0	1	0
Nippert, P	0	0	0	0	0	0	Baker, PH	1	0	1	0	0	0
Hernandez, P	2	0	1	0	0	0	Affeldt, P	0	0	0	0	0	0
Pena, P	0	0	0	0	0	0	Fuentes, P	0	0	0	0	0	0
Slaten, P	0	0	0	0	0	0	Spilborghs, PH	1	0	0	0	0	0
Cirillo, 2B	1	0	1	0	0	0	Corpas, P	0	0	0	0	0	0
Totals	32	1	8	1	1	4	Totals	33	4	9	4	4	6

Arizona	IP	H	R	ER	BB	SO	HR
Hernandez (L, 0-1)	5.2	8	4	4	2	4	2
Pena	0.1	0	0	0	0	0	1
Slaten	0.2	1	0	0	2	1	0
Nippert	1.1	0	0	0	0	0	0
Totals	8.0	9	4	4	4	5	3

Colorado	IP	H	R	ER	BB	SO	HR
Fogg (W, 1-0)	6.0	7	1	1	1	3	1
Affeldt	1.0	0	0	0	0	0	0
Fuentes	1.0	1	0	0	0	1	0
Corpas (S, 1)	1.0	0	0	0	0	0	0
Totals	9.0	8	1	1	1	4	1

Game 4 Oct. 15: Col 6, Ari 4 Coors Field 4-0

FINAL	1	2	3	4	5	6	7	8	9	R	H	E
ARIZONA	0	0	1	0	0	0	0	3	0	4	10	1
COLORADO	0	0	0	6	0	0	0	0	x	6	6	1

Arizona	AB	R	H	BI	BB	K	Colorado	AB	R	H	BI	BB	K
Young, CF	5	0	2	0	0	1	Taveras, CF	4	1	1	0	0	1
Drew, SS	5	1	1	0	0	0	Matsui, 2B	4	1	1	1	0	2
Byrnes, LF	4	0	0	0	0	1	Holliday, LF	3	1	2	3	0	1
Jackson, 1B	4	1	2	1	0	0	Helton, 1B	3	0	1	0	1	1
Reynolds, 3B	4	0	0	0	0	2	Atkins, 3B	4	0	0	0	0	1
Snyder, C	4	1	2	3	0	0	Corpas, P	0	0	0	0	0	0
Upton, RF	3	0	2	0	0	0	Hawpe, RF	3	1	0	0	1	1
Cirillo, 2B	3	0	0	0	0	0	Tulowitzki, SS	3	1	0	0	1	2
Clark, PH	1	0	0	0	0	1	Torrealba, C	4	0	0	0	1	0
Ojeda, 2B	0	0	0	0	0	0	Morales, P	1	0	0	0	0	0
Owings, P	2	1	1	0	0	1	Smith, PH	1	1	1	2	0	0
Cruz, P	0	0	0	0	0	0	Herges, P	0	0	0	0	0	0
Callaspo, PH	1	0	0	0	0	0	Baker, PH	1	0	0	0	0	1
Lyon, P	0	0	0	0	0	0	Hawkins, P	0	0	0	0	0	0
Salazar, PH	1	0	0	0	0	0	Fuentes, P	0	0	0	0	0	0
Totals	37	4	10	4	1	6	Carroll, 3B	0	0	0	0	0	0
							Totals	31	6	6	6	3	11

Arizona	IP	H	R	ER	BB	SO	HR
Owings (L, 0-1)	3.2	6	6	2	2	2	1
Cruz	2.1	0	0	0	1	6	0
Lyon	2.0	0	0	0	0	3	0
Totals	8.0	6	6	2	3	11	1

Colorado	IP	H	R	ER	BB	SO	HR
Morales	4.0	5	1	1	1	2	0
Herges (W, 1-0)	2.0	0	0	0	0	2	0
Hawkins	1.0	0	0	0	0	0	0
Fuentes	0.2	4	3	3	0	1	1
Corpas (S, 2)	1.1	1	0	0	0	1	0
Totals	9.0	10	4	4	1	6	1



2007 World Series



Rockies Statistics in 2007 World Series

PLAYER	AVG	G	AB	R	H	TB	2B	3B	HR	RBI	SH	SF	HP	BB	IBB	SO	SB	CS	DP	E	SLG	OBP
Atkins,G	.154	4	13	3	2	6	1	0	1	2	0	0	1	3	0	2	0	0	0	0	.462	.353
Baker,J	.000	1	1	0	0	0	0	0	0	0	0	0	0	0	0	0	0	0	0	0	.000	.000
Carroll,J	.000	1	1	0	0	0	0	0	0	0	0	0	0	0	0	0	0	0	0	0	.000	.000
Hawpe,B	.250	4	16	1	4	9	0	1	1	2	0	0	0	1	0	8	0	0	0	0	.563	.294
Helton,T	.333	4	15	2	5	7	2	0	0	1	0	0	0	2	0	3	0	0	0	0	.467	.412
Holliday,M	.294	4	17	1	5	8	0	0	1	3	0	0	0	0	0	3	0	0	1	0	.471	.294
Iannetta,C	.000	0	0	0	0	0	0	0	0	0	0	0	0	0	0	0	0	0	0	0	.000	.000
Matsui,K	.294	4	17	1	5	6	1	0	0	0	0	0	0	0	0	5	1	0	0	0	.353	.294
Smith,S	.500	2	2	0	1	1	0	0	0	0	0	0	0	0	0	1	0	0	0	0	.500	.500
Spilborghs,R	.000	4	10	0	0	0	0	0	0	0	0	0	0	2	0	4	0	0	0	0	.000	.167
Sullivan,C	.333	2	3	0	1	1	0	0	0	0	0	0	0	0	0	0	0	0	0	0	.333	.333
Taveras,W	.000	3	8	1	0	0	0	0	0	0	0	0	1	0	0	3	0	0	0	0	.000	.111
Torrealba,Y	.143	4	14	0	2	2	0	0	0	1	1	0	0	0	0	1	0	0	1	0	.143	.143
Tulowitzki,T	.231	4	13	1	3	5	2	0	0	1	0	0	0	2	0	5	0	0	0	0	.385	.333
Cook,A	.500	1	2	0	1	1	0	0	0	0	0	0	0	0	0	0	0	0	0	0	.500	.500
Morales,F	.000	2	1	0	0	0	0	0	0	0	0	0	0	0	0	1	0	0	0	0	.000	.000
COLORADO	.218	4	133	10	29	46	6	1	3	10	1	0	2	10	0	36	1	0	2	0	.346	.283
OPPONENTS	.333	4	141	29	47	74	18	0	3	29	2	2	1	19	3	20	2	0	3	2	.525	.411
DH	.000	4	5	0	0	0	0	0	0	0	0	0	0	1	0	3	0	0	0	0	.000	.167

Postseason

PITCHER	W-L	ERA	G	GS	CG	GF	SHO	SV	IP	H	R	ER	HR	HB	BB	IBB	SO	WP	BK	AVG
Affeldt,J	0-0	0.00	4	0	0	0	0	0	3.0	2	0	0	0	0	1	0	2	0	0	.200
Buchholz,T	0-0	---	0	0	0	0	0	0	0.0	0	0	0	0	0	0	0	0	0	0	.000
Cook,A	0-1	4.50	1	1	0	0	0	0	6.0	6	3	3	1	0	0	0	2	0	0	.261
Corpas,M	0-0	0.00	2	0	0	2	0	0	1.2	1	0	0	0	0	0	0	1	0	0	.167
Fogg,J	0-1	20.25	1	1	0	0	0	0	2.2	10	6	6	0	0	2	1	2	0	0	.588
Francis,J	0-1	13.50	1	1	0	0	0	0	4.0	10	6	6	1	0	3	2	3	0	0	.455
Fuentes,B	0-0	9.82	3	0	0	0	0	0	3.2	6	4	4	1	0	2	0	1	0	0	.375
Hawkins,L	0-0	4.50	2	0	0	2	0	0	2.0	1	1	1	0	0	0	0	2	0	0	.200
Herges,M	0-0	0.00	3	0	0	0	0	0	3.1	1	0	0	0	0	2	0	4	0	0	.100
Jimenez,U	0-1	3.86	1	1	0	0	0	0	4.2	3	2	2	0	1	5	0	2	0	0	.188
Morales,F	0-0	21.00	2	0	0	0	0	0	3.0	7	7	7	0	0	1	0	1	0	1	.438
Redman,M	0-0	---	0	0	0	0	0	0	0.0	0	0	0	0	0	0	0	0	0	0	.000
Speier,R	0-0	---	1	0	0	0	0	0	0.0	0	0	0	0	0	3	0	0	0	0	.000
COLORADO	0-4	7.68	4	4	0	4	0	0	34.0	47	29	29	3	1	19	3	20	0	1	.333
OPPONENTS	4-0	2.50	4	4	0	4	0	3	36.0	29	10	10	3	2	10	0	36	0	0	.218





2007 World Series

Game 1 Oct. 24: Bos 13, Col 1 Fenway Park 0-1

FINAL	1	2	3	4	5	6	7	8	9	R	H	E
COLORADO	0	1	0	0	0	0	0	0	0	1	6	0
BOSTON	3	1	0	2	7	0	0	0	x	13	17	0

Colorado	AB	R	H	BI	BB	K	Boston	AB	R	H	BI	BB	K
Taveras, CF	4	0	0	0	0	2	Pedroia, 2B	5	1	1	2	1	0
Matsui, 2B	4	0	1	0	0	1	Youkilis, 1B	5	3	2	1	1	1
Holliday, LF	4	0	0	0	0	2	Ortiz, DH	5	2	3	2	0	0
Helton, 1B	4	0	2	0	0	1	Hinske, PH-DH	1	0	0	0	0	1
Atkins, 3B	4	1	1	0	0	1	Ramirez, LF	4	3	3	2	1	0
Hawpe, RF	4	0	0	0	0	4	Crisp, CF	1	0	0	0	0	0
Tulowitzki, SS	3	0	2	1	0	0	Lowell, 3B	3	1	1	0	2	0
Torrealba, C	3	0	0	0	0	1	Varitek, C	4	1	2	2	1	2
Spilborghs, DH	2	0	0	0	1	0	Drew, RF	5	1	2	2	0	1
Totals	32	1	6	1	1	12	Lugo, SS	4	0	3	1	1	0
							Cora, SS	0	0	0	0	0	0
							Ellsbury, CF-LF	4	1	0	1	1	1
							Totals	41	13	17	13	8	6

Colorado	IP	H	R	ER	BB	SO	HR
Francis (L, 0-1)	4.0	10	6	6	3	3	1
Morales	0.2	6	7	7	1	0	0
Speier	0.0	0	0	0	3	0	0
Herges	1.1	0	0	0	1	1	0
Affeldt	1.0	1	0	0	0	0	0
Hawkins	1.0	0	0	0	0	2	0
Totals	8.0	17	13	13	8	6	1

Boston	IP	H	R	ER	BB	SO	HR
Beckett (W, 1-0)	7.0	6	1	1	1	9	0
Timlin	1.0	0	0	0	0	2	0
Gagne	1.0	0	0	0	0	1	0
Totals	9.0	6	1	1	1	12	0

Game 2 Oct. 25: Bos 2, Col 1 Fenway Park 0-2

FINAL	1	2	3	4	5	6	7	8	9	R	H	E
COLORADO	1	0	0	0	0	0	0	0	0	1	5	0
BOSTON	0	0	0	1	1	0	0	0	x	2	6	1

Colorado	AB	R	H	BI	BB	K	Boston	AB	R	H	BI	BB	K
Taveras, CF	3	1	0	0	0	1	Pedroia, 2B	4	0	1	0	1	0
Matsui, 2B	4	0	0	0	0	2	Youkilis, 1B	3	0	0	0	2	0
Holliday, LF	4	0	4	0	0	0	Ortiz, DH	3	1	0	0	1	1
Helton, 1B	3	0	0	1	1	1	Ramirez, LF	4	0	1	0	0	0
Atkins, 3B	4	0	0	0	0	0	Lowell, 3B	3	1	1	1	1	0
Hawpe, RF	4	0	1	0	0	2	Drew, RF	2	0	2	0	1	0
Tulowitzki, SS	2	0	0	0	1	1	Varitek, C	3	0	0	1	0	2
Torrealba, C	2	0	0	0	0	0	Ellsbury, CF	3	0	1	0	1	0
Spilborghs, DH	3	0	0	0	0	3	Lugo, SS	3	0	0	0	0	0
Totals	29	1	5	1	2	10	Totals	28	2	6	2	7	3

Colorado	IP	H	R	ER	BB	SO	HR
Jimenez (L, 0-1)	4.2	3	2	2	5	2	0
Affeldt	0.0	0	0	0	1	0	0
Herges	1.0	1	0	0	1	0	0
Fuentes	2.0	1	0	0	0	1	0
Corpas	0.1	1	0	0	0	0	0
Totals	8.0	6	2	2	7	3	0

Boston	IP	H	R	ER	BB	SO	HR
Schilling (W, 1-0)	5.1	4	1	1	2	4	0
Okajima	2.1	0	0	0	0	4	0
Papelbon (S, 1)	1.1	1	0	0	0	2	0
Totals	9.0	5	1	1	2	10	0

Game 3 Oct. 27: Bos 10, Col 5 Coors Field 0-3

FINAL	1	2	3	4	5	6	7	8	9	R	H	E
BOSTON	0	0	6	0	0	0	0	3	1	10	15	1
COLORADO	0	0	0	0	0	2	3	0	0	5	11	0

Boston	AB	R	H	BI	BB	K	Colorado	AB	R	H	BI	BB	K
Ellsbury, CF-RF	5	2	4	2	0	0	Matsui, 2B	5	1	3	0	0	1
Pedroia, 2B	5	1	3	2	0	0	Tulowitzki, SS	4	1	1	0	1	1
Papelbon, P	0	0	0	0	0	0	Holliday, LF	5	1	1	3	0	0
Ortiz, 1B	4	1	1	1	0	2	Helton, 1B	4	1	1	0	1	1
Youkilis, 1B	1	0	0	0	0	0	Atkins, 3B	2	1	0	0	2	1
Ramirez, LF	4	0	0	0	1	1	Hawpe, RF	5	0	2	1	0	2
Lowell, 3B	5	2	2	2	0	1	Torrealba, C	5	0	2	1	0	0
Drew, RF	4	0	1	0	0	1	Sullivan, CF	2	0	0	0	0	0
Okajima, P	0	0	0	0	0	0	Spilborghs, PH-CF	2	0	0	0	0	0
Delcarmen, P	0	0	0	0	0	0	Fogg, P	0	0	0	0	0	0
Cora, 2B	0	0	0	0	0	0	Morales, P	1	0	0	0	0	1
Varitek, C	4	1	1	1	0	1	Smith, PH	1	0	1	0	0	0
Lugo, SS	3	2	1	0	2	0	Affeldt, P	0	0	0	0	0	0
Matsuzaka, P	3	0	1	2	0	1	Baker, PH	1	0	0	0	0	0
Lopez, P	0	0	0	0	0	0	Herges, P	0	0	0	0	0	0
Timlin, P	0	0	0	0	0	0	Fuentes, P	0	0	0	0	0	0
Crisp, CF	1	1	1	0	0	0	Taveras, PH	1	0	0	0	0	0
Totals	39	10	15	10	3	7	Totals	38	5	11	5	4	7

Boston	IP	H	R	ER	BB	SO	HR
Matsuzaka (W, 1-0)	5.1	3	2	2	3	5	0
Lopez	0.0	2	0	0	0	0	0
Timlin	0.2	2	2	2	0	0	0
Okajima	1.0	2	1	1	0	2	1
Delcarmen	0.2	1	0	0	1	0	0
Papelbon (S, 2)	1.1	1	0	0	0	0	0
Totals	9.0	11	5	5	4	7	1

Colorado	IP	H	R	ER	BB	SO	HR
Fogg (L, 0-1)	2.2	10	6	6	2	2	0
Morales	2.1	1	0	0	0	1	0
Affeldt	1.0	0	0	0	0	1	0
Herges	1.0	0	0	0	0	3	0
Fuentes	1.0	3	3	3	1	0	0
Hawkins	1.0	1	1	1	0	0	0
Totals	9.0	15	10	10	3	7	0

Game 4 Oct. 28: Bos 4, Col 3 Coors Field 0-4

FINAL	1	2	3	4	5	6	7	8	9	R	H	E
BOSTON	1	0	0	0	1	0	1	1	0	4	9	0
COLORADO	0	0	0	0	0	0	1	2	0	3	7	0

Boston	AB	R	H	BI	BB	K	Colorado	AB	R	H	BI	BB	K
Ellsbury, CF-LF	4	1	2	0	0	1	Matsui, 2B	4	0	1	0	0	1
Pedroia, 2B	4	0	0	0	0	0	Corpas, P	0	0	0	0	0	0
Ortiz, 1B	3	0	1	1	1	0	Smith, PH	1	0	0	0	0	1
Crisp, PR-CF	0	0	0	0	0	0	Tulowitzki, SS	4	0	0	0	0	3
Ramirez, LF	4	0	0	0	0	1	Holliday, LF	4	0	0	0	0	1
Okajima, P	0	0	0	0	0	0	Helton, 1B	4	1	2	0	0	0
Papelbon, P	0	0	0	0	0	0	Atkins, 3B	3	1	1	2	1	0
Lowell, 3B	4	2	2	1	0	0	Spilborghs, CF	3	0	0	0	1	1
Drew, RF	4	0	0	0	0	1	Hawpe, RF	3	1	1	1	1	0
Varitek, C	4	0	2	1	0	0	Torrealba, C	4	0	0	0	0	0
Lugo, SS	3	0	1	0	0	0	Cook, P	2	0	1	0	0	0
Lester, P	2	0	0	0	0	1	Affeldt, P	0	0	0	0	0	0
Delcarmen, P	0	0	0	0	0	0	Sullivan, PH	1	0	1	0	0	0
Timlin, P	0	0	0	0	0	0	Fuentes, P	0	0	0	0	0	0
Kielty, PH	1	1	1	1	0	0	Carroll, 2B	1	0	0	0	0	0
Youkilis, 1B	0	0	0	0	0	0	Totals	34	3	7	3	3	7
Totals	33	4	9	4	1	4							

Boston	IP	H	R	ER	BB	SO	HR
Lester (W, 1-0)	5.2	3	0	0	3	3	0
Delcarmen	0.2	2	1	1	0	1	1
Timlin	0.2	0	0	0	0	2	0
Okajima	0.1	2	2	2	0	0	1
Papelbon (S, 3)	1.2	0	0	0	0	1	0
Totals	9.0	7	3	3	3	7	2

Colorado	IP	H	R	ER	BB	SO	HR
Cook (L, 0-1)	6.0	6	3	3	0	2	1
Affeldt	1.0	1	0	0	0	1	0
Fuentes	0.2	2	1	1	1	0	1
Corpas	1.1	0	0	0	0	1	0
Totals	9.0	9	4	4	1	4	2



1995 Postseason



Rockies Statistics in 1995 Postseason

PLAYER	AVG	G	AB	R	H	TB	2B	3B	HR	RBI	SH	SF	HP	BB	IBB	SO	SB	CS	DP	E	SLG	OBP
Bates, J	.200	4	5	0	1	1	0	0	0	0	1	0	0	0	0	0	0	0	0	0	.200	.200
Bichette, D	.588	4	17	6	10	16	3	0	1	3	0	0	0	1	0	3	0	0	0	0	.941	.611
Burks, E	.333	2	6	1	2	3	1	0	0	2	0	1	0	0	0	1	0	0	0	1	.500	.286
Castilla, V	.467	4	15	3	7	17	1	0	3	6	0	0	1	0	0	1	0	0	1	1	1.133	.500
Galarraga, A	.278	4	18	1	5	6	1	0	0	2	0	0	0	0	0	6	0	0	0	0	.333	.278
Girardi, J	.125	4	16	0	2	2	0	0	0	0	0	0	0	0	0	2	0	0	2	1	.125	.125
Holmes, D	.000	3	0	0	0	0	0	0	0	0	0	0	0	0	0	0	0	0	0	0	.000	.000
Hubbard, T	.000	3	2	0	0	0	0	0	0	0	0	0	0	0	0	0	0	0	0	0	.000	.000
Kingery, M	.200	4	10	1	2	2	0	0	0	0	2	0	0	0	0	1	0	0	0	0	.200	.200
Leskanic, C	.000	3	0	0	0	0	0	0	0	0	0	0	0	0	0	0	0	0	0	0	.000	.000
Munoz, M	.000	4	0	0	0	0	0	0	0	0	0	0	0	0	0	0	0	0	0	0	.000	.000
Owens, J	.000	1	1	0	0	0	0	0	0	0	0	0	0	0	0	1	0	0	0	0	.000	.000
Painter, L	.000	2	2	0	0	0	0	0	0	0	0	0	0	0	0	1	0	0	0	0	.000	.000
Reed, S	.000	3	0	0	0	0	0	0	0	0	0	0	0	0	0	0	0	0	0	0	.000	.000
Reynoso, A	.000	1	0	0	0	0	0	0	0	0	0	0	0	0	0	0	0	0	0	0	.000	.000
Ritz, K	.000	2	2	0	0	0	0	0	0	0	0	0	0	0	0	0	0	0	0	1	.000	.000
Ruffin, B	.000	4	0	0	0	0	0	0	0	0	0	0	0	0	0	0	0	0	0	0	.000	.000
Saberhagen, B	.000	1	1	0	0	0	0	0	0	0	0	0	0	0	0	0	0	0	0	0	.000	.000
Swift, B	.000	1	3	0	0	0	0	0	0	0	0	0	0	0	0	2	0	0	0	0	.000	.000
Thompson, M	.000	1	0	0	0	0	0	0	0	0	0	0	0	0	0	0	0	0	0	0	.000	.000
Vander Wal, J	.000	4	4	0	0	0	0	0	0	0	0	0	0	0	0	2	0	0	1	0	.000	.000
Walker, L	.214	4	14	3	3	6	0	0	1	3	0	0	1	3	1	4	1	0	1	0	.429	.389
Weiss, W	.167	4	12	1	2	2	0	0	0	0	0	0	1	3	1	3	1	0	0	0	.167	.375
Young, E	.438	4	16	3	7	11	1	0	1	2	0	0	0	2	1	2	1	0	0	3	.688	.500
Totals	.287	4	143	19	41	66	7	0	6	18	3	1	3	9	3	29	3	0	5	7	.462	.340

Postseason

PITCHER	W-L	ERA	G	GS	CG	GF	SHO	SV	IP	H	R	ER	HR	HB	BB	IBB	SO	WP	BK	AVG
Holmes, D	1-0	0.00	3	0	0	1	0	0	1.2	6	2	0	0	0	0	0	2	0	0	.500
Leskanic, C	0-1	6.00	3	0	0	1	0	0	3.0	3	2	2	1	0	0	0	4	0	0	.250
Munoz, M	0-1	13.50	4	0	0	0	0	0	1.1	4	2	2	0	0	1	0	1	0	0	.500
Painter, L	0-0	5.40	1	1	0	0	0	0	5.0	5	3	3	2	0	2	0	4	0	0	.250
Reed, S	0-0	0.00	3	0	0	0	0	0	2.2	2	0	0	0	1	1	1	3	0	0	.200
Reynoso, A	0-0	0.00	1	0	0	0	0	0	1.0	2	0	0	0	0	0	0	0	0	0	.400
Ritz, K	0-0	7.71	2	1	0	0	0	0	7.0	12	7	6	3	0	3	1	5	0	0	.387
Ruffin, B	0-0	2.70	4	0	0	1	0	0	3.1	3	1	1	0	0	2	0	2	0	0	.250
Saberhagen, B	0-1	11.25	1	1	0	0	0	0	4.0	7	6	5	1	0	1	0	3	0	0	.368
Swift, B	0-0	6.00	1	1	0	0	0	0	6.0	7	4	4	0	0	2	0	3	0	0	.318
Thompson, M	0-0	0.00	1	0	0	1	0	1	1.0	0	0	0	0	0	0	0	0	0	0	.000
Totals	1-3	5.75	4	4	0	4	0	1	36.0	51	27	23	7	1	12	2	27	0	0	.331

1995 POSTSEASON ROSTER

Manager: Don Baylor (25); **Coaches:** Larry Bearnarth (36), Ron Hassey (29), Art Howe (41), Rick Mathews (37), Don Zimmer (23); **Trainer:** Dave Cilladi

No.	Name	Pos.	No.	Name	Pos.
6	Bates, Jason	INF	39	Reed, Steve	RHP
10	Bichette, Dante	OF	23	Rekar, Bryan	RHP
26	Burks, Ellis	OF	42	Reynoso, Armando	RHP
9	Castilla, Vinny	INF	30	Ritz, Kevin	RHP
14	Galarraga, Andres	INF	18	Ruffin, Bruce	LHP
7	Girardi, Joe	C	31	Saberhagen, Bret	RHP
40	Holmes, Darren	RHP	20	Swift, Bill	RHP
1	Hubbard, Trenidad	OF	32	Thompson, Mark	RHP
12	Kingery, Mike	OF	35	Vander Wal, John	OF
16	Leskanic, Curtis	RHP	33	Walker, Larry	OF
43	Munoz, Mike	LHP	22	Weiss, Walt	INF
34	Owens, Jayhawk	C	21	Young, Eric	INF
28	Painter, Lance	LHP			





1995 Division Series

Game 1 Oct. 3: Atl 5, Col 4 Coors Field 0-1

FINAL	1	2	3	4	5	6	7	8	9	R	H	E
ATLANTA	0	0	1	0	0	2	0	1	1	5	12	1
COLORADO	0	0	0	3	0	0	0	1	0	4	13	4

Atlanta	AB	R	H	BI	BB	K	Colorado	AB	R	H	BI	BB	K
Grissom, CF	5	1	2	1	0	0	Young, 2B	4	0	2	0	1	0
Lemke, 2B	5	0	1	0	0	1	Girardi, C	3	0	1	0	0	0
C. Jones, 3B	5	2	2	2	0	0	Vander Wal, PH	1	0	0	0	0	0
McGriff, 1B	5	0	1	0	0	1	Munoz, P	0	0	0	0	0	0
Justice, RF	2	1	1	0	2	1	Holmes, P	0	0	0	0	0	0
Klesko, LF	4	1	3	0	0	1	Kingery, CF	1	0	1	0	0	0
McMichael, P	0	0	0	0	0	0	Bichette, LF	4	1	2	0	1	0
Pena, P	0	0	0	0	0	0	Walker, RF	3	1	1	0	2	0
Wohlers, P	0	0	0	0	0	0	Galarraga, 1B	5	1	2	0	0	1
O'Brien, C	2	0	0	0	0	1	Burks, CF	3	0	2	2	0	0
Polonia, PH	1	0	0	1	0	0	Leskanic, P	0	0	0	0	0	0
Lopez, C	1	0	1	0	0	0	Painter, PH	1	0	0	0	0	1
Blauser, SS	2	0	0	0	1	1	Castilla, 3B	3	1	2	2	0	0
Smith, PH	1	0	1	1	0	0	Hubbard, PR	0	0	0	0	0	0
Belliard, SS	0	0	0	0	0	0	Owens, C	1	0	0	0	0	1
Maddux, P	3	0	0	0	0	1	Weiss, SS	2	0	0	0	1	0
Devereaux, PH	1	0	0	0	0	0	Ritz, P	2	0	0	0	0	0
Totals	37	5	12	5	3	7	Reed, P	0	0	0	0	0	0
							Ruffin, P	0	0	0	0	0	0
							Bates, PH-3B	1	0	0	0	0	0
							Totals	34	4	13	4	5	3

Atlanta	IP	H	R	ER	BB	SO	HR
Maddux	7.0	9	3	3	2	0	1
McMichael	0.1	1	1	1	1	0	0
Pena (W, 1-0)	0.2	1	0	0	1	1	0
Wohlers (S, 1)	1.0	2	0	0	1	2	0
Totals	9.0	13	4	4	5	3	1

Colorado	IP	H	R	ER	BB	SO	HR
Ritz	5.1	7	3	2	2	4	2
Reed	1.0	1	0	0	1	1	0
Ruffin	0.2	0	0	0	0	0	0
Munoz	0.2	1	1	1	0	1	0
Holmes	0.1	2	0	0	0	0	0
Leskanic (L, 0-1)	1.0	1	1	1	0	1	1
Totals	9.0	12	5	4	3	7	3

Game 2 Oct. 4: Atl 7, Col 4 Coors Field 0-2

FINAL	1	2	3	4	5	6	7	8	9	R	H	E
ATLANTA	1	0	1	1	0	0	0	0	4	7	13	1
COLORADO	0	0	0	0	0	3	0	1	0	4	8	2

Atlanta	AB	R	H	BI	BB	K	Colorado	AB	R	H	BI	BB	K
Grissom, CF	6	2	2	2	0	2	Young, 2B	5	0	1	0	0	1
Lemke, 2B	4	1	1	0	1	0	Burks, CF	3	1	0	0	0	0
C. Jones, 3B	5	1	3	0	0	0	Kingery, CF	2	0	0	0	0	0
McGriff, 1B	4	1	1	1	1	2	Bichette, LF	4	2	3	0	0	0
Justice, RF	4	0	1	0	1	0	Walker, RF	4	1	1	3	0	1
Lopez, C	4	0	1	1	0	2	Galarraga, 1B	4	0	1	1	0	1
Klesko, LF	3	0	0	0	0	1	Castilla, 3B	3	0	0	0	0	0
Devereaux, PH	2	1	1	0	0	0	Girardi, C	4	0	0	0	0	0
Blauser, SS	2	0	0	0	0	1	Weiss, SS	3	0	1	0	1	1
Polonia, PH	1	0	0	0	0	1	Painter, P	1	0	0	0	0	0
Avery, P	0	0	0	0	0	0	Hubbard, PH	1	0	0	0	0	0
Pena, P	0	0	0	0	0	0	Reed, P	0	0	0	0	0	0
Mordecai, PH	1	1	1	1	0	0	Ruffin, P	0	0	0	0	0	0
Wohlers, P	0	0	0	0	0	0	Bates, PH	1	0	1	0	0	0
Glavine, P	3	0	1	0	0	1	Leskanic, P	0	0	0	0	0	0
Smith, PH	1	0	1	0	0	0	Munoz, P	0	0	0	0	0	0
Belliard, SS	1	0	0	0	0	0	Holmes, P	0	0	0	0	0	0
Totals	41	7	13	5	3	10	Vander Wal, PH	1	0	0	0	0	1
							Totals	36	4	8	4	1	6

Atlanta	IP	H	R	ER	BB	SO	HR
Glavine	7.0	5	3	2	1	3	1
Avery	0.2	1	1	1	1	0	1
Pena (W, 2-0)	0.1	1	0	0	0	0	0
Wohlers (S, 2)	1.0	1	0	0	0	2	0
Totals	9.0	8	4	3	1	6	1

Colorado	IP	H	R	ER	BB	SO	HR
Painter	5.0	5	3	3	2	4	2
Reed	1.1	1	0	0	0	1	0
Ruffin	0.2	2	0	0	1	1	0
Leskanic	1.0	2	1	1	0	2	0
Munoz (L, 0-1)	0.1	1	1	1	0	0	0
Holmes	0.2	2	2	0	0	2	0
Totals	9.0	13	7	5	3	10	2

Game 3 Oct. 6: Col 7, Atl 5 Atlanta-Fulton County Stadium 1-2

FINAL	1	2	3	4	5	6	7	8	9	10	R	H	E
COLORADO	1	0	2	0	0	2	0	0	0	2	7	9	0
ATLANTA	0	0	0	3	0	0	1	0	1	0	5	11	0

Colorado	AB	R	H	BI	BB	K	Atlanta	AB	R	H	BI	BB	K
Young, 2B	3	2	1	2	1	0	Grissom, CF	5	0	2	0	0	1
Reed, P	0	0	0	0	0	0	Lemke, 2B	5	0	0	0	0	1
Munoz, P	0	0	0	0	0	0	C. Jones, 3B	5	0	1	0	0	1
Leskanic, P	0	0	0	0	0	0	McGriff, 1B	4	1	1	0	1	0
Ruffin, P	0	0	0	0	0	0	Justice, RF	3	1	0	0	0	0
Holmes, P	0	0	0	0	0	0	Klesko, LF	4	3	3	1	0	1
Vander Wal, PH	1	0	0	0	0	0	Lopez, C	4	0	2	2	0	1
Thompson, P	0	0	0	0	0	0	Blauser, SS	2	0	0	0	0	1
Kingery, CF	4	0	0	0	0	1	Belliard, SS	0	0	0	0	0	0
Bichette, LF	5	2	3	0	0	2	Smith, PH	0	0	0	0	0	0
Walker, RF	3	1	1	0	1	1	Mordecai, PH	2	0	1	1	0	0
Galarraga, 1B	5	0	1	1	0	3	Smoltz, P	2	0	0	0	0	0
Castilla, 3B	5	1	2	3	0	1	Clontz, P	0	0	0	0	0	0
Girardi, C	5	0	0	0	0	1	Devereaux, PH	1	0	0	0	0	0
Weiss, SS	3	1	1	0	1	1	Borbon, P	0	0	0	0	0	0
Swift, P	3	0	0	0	0	2	McMichael, P	0	0	0	0	0	0
Bates, 2B	1	0	0	0	0	0	Polonia, PH	1	0	1	1	0	0
Totals	38	7	9	6	3	12	Wohlers, P	0	0	0	0	0	0
							Mercker, P	0	0	0	0	0	0
							Totals	38	5	11	5	2	6

Colorado	IP	H	R	ER	BB	SO	HR
Swift	6.0	7	4	4	2	3	0
Reed	0.1	0	0	0	0	0	1
Munoz	0.0	1	0	0	0	0	0
Leskanic	1.0	0	0	0	0	1	0
Ruffin	1.0	1	1	1	0	1	0
Holmes (W, 1-0)	0.2	2	0	0	0	0	0
Thompson (S, 1)	1.0	0	0	0	0	0	0
Totals	10.0	11	5	5	2	5	1

Atlanta	IP	H	R	ER	BB	SO	HR
Smoltz	5.2	5	5	5	1	6	2
Clontz	1.1	0	0	0	0	2	0
Borbon	1.0	1	0	0	0	3	0
McMichael	1.0	0	0	0	1	1	0
Wohlers (L, 0-1)	0.2	3	2	2	1	0	0
Mercker	0.1	0	0	0	0	0	0
Totals	10.0	9	7	7	3	12	2

Game 4 Oct. 7: Atl 10, Col 4 Atlanta-Fulton County Stadium 1-3

FINAL	1	2	3	4	5	6	7	8	9	R	H	E
COLORADO	0	0	3	0	0	1	0	0	0	4	11	1
ATLANTA	0	0	4	2	1	3	0	0	x	10	15	0

Colorado	AB	R	H	BI	BB	K	Atlanta	AB	R	H	BI	BB	K
Young, 2B	4	1	3	0	0	1	Grissom, CF	5	2	5	1	0	0
Kingery, CF	3	1	1	0	0	0	Lemke, 2B	5	2	2	1	0	1
Bichette, LF	4	1	2	3	0	0	C. Jones, 3B	3	1	1	2	2	1
Walker, RF	4	0	0	0	0	2	McGriff, 1B	5	2	3	5	0	0
Galarraga, 1B	4	0	1	0	0	1	Justice, RF	4	0	1	0	1	1
Castilla, 3B	4	1	3	1	0	0	Klesko, LF	4	1	1	0	0	0
Girardi, C	4	0	1	0	0	1	Devereaux, LF	1	0	0	0	0	0
Weiss, SS	4	0	0	0	0	1	O'Brien, C	3	0	1	0	1	0
Saberhagen, P	1	0	0	0	0	0	Belliard, SS	4	1	0	0	0	1
Hubbard, PH	1	0	0	0	0	0	Maddux, P	3	1	1	0	0	0
Ritz, P	0	0	0	0	0	0	Smith, PH	1	0	0	0	0	0
Munoz, P	0	0	0	0	0	0	Pena, P	0	0	0	0	0	0
Bates, PH	1	0	0	0	0	0	Totals	38	10	15	9	4	4
Reynoso, P	0	0	0	0	0	0							
Ruffin, P	0	0	0	0	0	0							
Vander Wal, PH	1	0	0	0	0	1							
Totals	35	4	11	4	0	8							

Colorado	IP	H	R	ER	BB	SO	HR
Saberhagen (L, 0-1)	4.0	7	6	5	1	3	1
Ritz	1.2	5	4	4	1	1	1
Munoz	0.1	1	0	0	1	0	0
Reynoso	1.0	2	0	0	0	0	0
Ruffin	1.0	0	0	0	1	0	0
Totals	8.0	15	10	9	4	4	2

Atlanta	IP	H	R	ER	BB	SO	HR
Maddux (W, 1-0)	7.0	10	4	4	0	7	2
Pena	2.0	1	0	0	0	1	0
Totals	9.0	11	4	4	0	8	2



2013 OPPONENTS





All-Time Record vs. Opponents

- 2012 -							- ALL-TIME -						
	HOME		ROAD		TOTALS			HOME		ROAD		TOTALS	
	W	L	W	L	W	L		W	L	W	L	W	L
VS. ATLANTA	0	3	1	3	1	6		36	48	24	56	60	104
VS. FLORIDA	2	2	1	2	3	4		51	32	30	51	81	83
VS. NEW YORK	1	2	4	0	5	2		46	31	30	51	76	82
VS. PHILADELPHIA	1	2	1	5	2	7		31	42	31	48	62	90
VS. WASHINGTON / MON.	2	2	2	1	4	3		48	31	45	34	93	65
TOTALS VS. EAST	6	11	9	11	15	22		212	184	160	240	372	424
	W	L	W	L	W	L		W	L	W	L	W	L
VS. CHICAGO	3	0	1	2	4	2		44	39	35	42	79	81
VS. CINCINNATI	0	3	1	2	1	5		49	32	32	49	81	81
VS. HOUSTON	4	0	1	2	5	2		50	27	29	53	79	80
VS. MILWAUKEE	3	0	2	1	5	1		38	17	21	32	59	49
VS. PITTSBURGH	1	2	1	2	2	4		46	33	38	48	84	81
VS. ST. LOUIS	1	2	1	3	2	5		45	40	38	47	83	87
TOTALS VS. CENTRAL	12	7	7	12	19	19		272	188	193	271	465	459
	W	L	W	L	W	L		W	L	W	L	W	L
VS. ARIZONA	4	5	4	5	8	10		67	63	45	84	112	147
VS. LOS ANGELES	6	3	2	7	8	10		77	86	60	98	137	184
VS. SAN DIEGO	5	4	3	6	8	10		85	74	81	81	166	155
VS. SAN FRANCISCO	2	7	2	7	4	14		82	76	54	107	136	183
TOTALS VS. WEST	17	19	11	25	28	44		311	299	240	370	551	669
TOTALS VS. N.L	35	37	27	48	62	85		795	671	593	881	1388	1552
	W	L	W	L	W	L		W	L	W	L	W	L
VS. BALTIMORE	-	-	-	-	-	-		2	1	3	3	5	4
VS. BOSTON	-	-	-	-	-	-		4	2	3	3	7	5
VS. NEW YORK	-	-	-	-	-	-		4	2	1	5	5	7
VS. TAMPA BAY	-	-	-	-	-	-		7	2	0	3	7	5
VS. TORONTO	-	-	-	-	-	-		6	0	0	6	6	6
TOTALS VS. EAST	0	0	0	0	0	0		23	7	7	20	30	27
	W	L	W	L	W	L		W	L	W	L	W	L
VS. CHICAGO	-	-	-	-	-	-		1	5	2	1	3	6
VS. CLEVELAND	-	-	-	-	-	-		7	2	3	6	10	8
VS. DETROIT	-	-	1	2	1	2		9	3	5	7	14	10
VS. KANSAS CITY	-	-	-	-	-	-		7	5	2	4	9	9
VS. MINNESOTA	-	-	-	-	-	-		2	1	2	4	4	5
TOTALS VS. CENTRAL	0	0	1	2	1	2		26	16	14	21	40	38
	W	L	W	L	W	L		W	L	W	L	W	L
VS. LOS ANGELES	0	3	-	-	0	3		2	6	6	11	8	17
VS. OAKLAND	0	3	-	-	0	3		8	6	4	7	12	13
VS. SEATTLE	0	3	-	-	0	3		7	7	5	9	12	16
VS. TEXAS	-	-	1	2	1	2		7	4	4	7	11	11
TOTALS VS. WEST	0	9	1	2	1	11		24	23	19	34	43	57
TOTALS VS. A.L.	0	9	2	4	2	13		73	46	40	75	113	122
OVERALL TOTALS	35	46	29	52	64	98		868	717	633	956	1501	1674

YEAR-BY-YEAR INTERLEAGUE RECORD



YEAR	HOME	ROAD	TOTAL
1997	6-2	3-5	9-7
1998	3-3	1-5	4-8
1999	2-4	2-4	4-8
2000	5-1	1-5	6-6
2001	1-5	1-5	2-10
2002	5-4	2-7	7-11
2003	6-3	3-3	9-6
2004	7-2	1-8	8-10
2005	5-4	1-5	6-9
2006	7-2	4-2	11-4
2007	6-3	4-5	10-8
2008	5-1	2-7	7-8
2009	5-1	6-3	11-4
2010	5-1	4-5	9-6
2011	5-4	3-3	8-7
2012	1-8	1-2	2-13
Totals	74-48	39-74	113-125

Arizona Diamondbacks



401 East Jefferson Street, Phoenix, AZ 85004, (602) 462-6000

Chase Field: Opened: 1998 Capacity: 48,685

Media Relations Staff

Senior Vice President, Communications:

Josh Rawitch (602) 462 6746

E-mail: jrawitch@dbacks.com

Director, Player & Media Relations:

Casey Wilcox (602) 462-6661

E-mail: cwilcox@dbacks.com

Manager, Player & Media Relations:

Pat O'Connell (602) 462-6586

E-mail: poconnell@dbacks.com

Coordinator, Communications:

Jim Myers (602) 462-6688

E-mail: jmyers@dbacks.com

All-Time vs. Diamondbacks

YEAR	HOME	ROAD	TOTAL
1998	3-3	3-3	6-6
1999	4-3	3-3	7-6
2000	4-2	2-5	6-7
2001	5-5	1-8	6-13
2002	4-5	1-9	5-14
2003	6-4	3-6	9-10
2004	8-1	5-5	13-6
2005	3-6	4-5	7-11
2006	3-7	4-5	7-12
2007	5-4	5-4	10-8
2008	2-7	1-8	3-15
2009	6-3	5-4	11-7
2010	7-2	2-7	9-9
2011	3-6	2-7	5-13
2012	4-5	4-5	8-10
Totals	67-63	45-84	112-147

Atlanta Braves



755 Hank Aaron Drive, Atlanta, GA 30315, 404-522-7630

Turner Field: Opened: 1997 Capacity: 49,377

Media Relations Staff

Director of Media Relations:

Brad Hainje (404) 614-1307

E-mail: brad.hainje@braves.com

Media Relations Manager:

Adrienne Midgley (404) 614-1556

E-mail: adrienne.midgley@braves.com

Media Relations Coordinator:

Jim Misudek (404) 614-1391

E-mail: jim.misudek@braves.com

Media Relations Trainee:

Ryan Wiebe (404) 614-1541

E-mail: ryan.wiebe@braves.com

All-Time vs. Braves

YEAR	HOME	ROAD	TOTAL
1993	0-7	0-6	0-13
1994	1-5	1-3	2-8
1995	2-4	2-5	4-9
1996	5-1	2-4	7-5
1997	3-3	3-2	6-5
1998	1-3	2-2	3-5
1999	3-3	1-2	4-5
2000	1-2	3-3	4-5
2001	1-2	1-2	2-4
2002	1-2	2-2	3-4
2003	0-3	0-3	0-6
2004	2-1	0-3	2-4
2005	2-1	2-1	4-2
2006	3-1	0-2	3-3
2007	1-2	1-2	2-4
2008	3-1	0-3	3-4
2009	2-2	2-2	4-4
2010	3-0	1-2	4-2
2011	2-2	0-4	2-6
2012	0-3	1-3	1-6
Totals	36-48	24-56	60-104

Opponents

Baltimore Orioles



333 West Camden Street, Baltimore, MD 21201

Oriole Park at Camden Yards: Opened: 1992 Capacity: 45,971

Media Relations Staff

Director, Communications:

Greg Bader (410) 547-6105

E-mail: gbader@orioles.com

Director, Public Relations:

Monica Barlow (410) 547-6160

E-mail: mbarlow@orioles.com

Media Relations Manager:

Jeff Lantz (410) 547-6106

E-mail: jlantz@orioles.com

Coordinator, Baseball Information:

Jay Moskowitz (410) 547-6167

E-mail: jmoskowitz@orioles.com

Coordinator, New Media & Public Relations:

Amanda Sarver (410) 547-6150

E-mail: asarver@orioles.com

All-Time vs. Orioles

YEAR	HOME	ROAD	TOTAL
2004	2-1	--	2-1
2005	--	1-2	1-2
2007	--	2-1	2-1
Totals	2-1	3-3	5-4



Boston Red Sox

4 Yawkey Way, Boston, MA 02215, 617-226-6000
Fenway Park: Opened: 1912 Capacity: 37,499 (Night) 37,071 (Day)

Media Relations Staff

Director, Media Relations:
 Kevin Gregg (617) 226-6759
 E-mail: kgregg@redsox.com
Manager, Media Relations:
 Leah Tobin (617) 226-6519
 E-mail: ltobin@redsox.com
Media Relations Specialist:
 Abby DeCiccio (617) 226-6214
 E-mail: adeciccio@redsox.com

All-Time vs. Red Sox

YEAR	HOME	ROAD	TOTAL
2002	--	1-2	1-2
2004	2-1		2-1
2007	--	2-1	2-1
2010	2-1	--	2-1
Totals	4-2	3-3	7-5



Chicago Cubs

1060 West Addison Street, Chicago, IL 60613, 773-404-2827
Wrigley Field: Opened: 1914 Capacity: 41,577

Media Relations Staff

Director, Media Relations:
 Peter Chase (773) 404-4020
 E-mail: pchase@cubs.com
Assistant Director, Media Relations:
 Jason Carr (773) 404-4023
 E-mail: jcarr@cubs.com
Coordinator, Media Relations:
 Dusty Harrington (773) 404-4049
 E-mail: dharrington@cubs.com
Assistant, Media Relations:
 Safdar Khan (773) 404-4126
 E-mail: skhan@cubs.com

All-Time vs. Cubs

YEAR	HOME	ROAD	TOTAL
1993	3-3	1-5	4-8
1994	1-5	5-1	6-6
1995	3-4	4-2	7-6
1996	2-4	5-1	7-5
1997	6-0	3-2	9-2
1998	1-5	1-2	2-7
1999	1-2	4-2	5-4
2000	4-2	1-2	5-4
2001	2-1	1-2	3-3
2002	1-2	1-2	2-4
2003	2-1	1-2	3-3
2004	0-3	1-2	1-5
2005	2-1	1-3	3-4
2006	2-1	2-1	4-2
2007	2-2	0-3	2-5
2008	1-1	0-4	1-5
2009	3-1	1-1	4-2
2010	3-0	0-2	3-2
2011	2-1	2-1	4-2
2012	3-0	1-2	4-2
Totals	44-39	35-42	79-81



Cincinnati Reds

100 Joe Nuxhall Way, Cincinnati, OH 45202 (513) 765-7800
Great American Ball Park: Opened: 2003 Capacity: 42,319

Media Relations Staff

Director of Media Relations:
 Rob Butcher (513) 765-7090
 E-mail: RButcher@reds.com
Assistant Director of Media Relations:
 Larry Herms (513) 765-7092
 E-mail: LHerms@reds.com
Assistant Director of Media Relations:
 Jamie Ramsey (513) 765-7093
 E-mail: JRamsey@reds.com

All-Time vs. Reds

YEAR	HOME	ROAD	TOTAL
1993	4-2	0-7	4-9
1994	3-1	1-3	4-4
1995	5-1	2-4	7-5
1996	3-4	3-3	6-7
1997	4-2	2-3	6-5
1998	3-3	2-1	5-4
1999	0-3	2-4	2-7
2000	2-4	1-2	3-6
2001	1-2	5-1	6-3
2002	3-0	0-3	3-3
2003	1-2	1-2	2-4
2004	2-1	1-2	3-3
2005	3-0	0-3	3-3
2006	1-1	0-4	1-5
2007	2-1	2-1	4-2
2008	2-1	3-0	5-1
2009	4-0	3-0	7-0
2010	4-0	1-2	5-2
2011	2-1	2-2	4-3
2012	0-3	1-2	1-5
Totals	49-32	32-49	81-81



Houston Astros



501 Crawford Street, Houston, TX 77002, (713) 259-8000
Minute Maid Park: Year Opened 2000 Capacity: 40,981

Media Relations Staff

Sr. Director of Media Relations:
 Gene Dias (713) 259-8985
 E-mail: gdias@astros.com
Media Relations Manager:
 Steve Grande (713) 259-8990
 E-mail: sgrande@astros.com
Media Relations Manager:
 Dena Propis (713) 259-8545
 E-mail: dpropis@astros.com
Media Relations Coordinator:
 Chris Peixoto (713) 259-8988

All-Time vs. Astros

YEAR	HOME	ROAD	TOTAL
1993	7-0	4-2	11-2
1994	2-1	3-4	5-5
1995	2-1	2-3	4-4
1996	5-1	3-4	8-5
1997	3-2	2-4	5-6
1998	4-1	2-4	6-5
1999	1-3	1-3	2-6
2000	4-2	1-2	5-4
2001	2-1	0-3	2-4
2002	2-1	1-2	3-3
2003	1-2	1-2	2-4
2004	1-2	0-3	1-5
2005	1-2	0-3	1-5
2006	3-0	1-2	4-2
2007	2-1	1-3	3-4
2008	1-2	2-1	3-3
2009	1-2	1-3	2-5
2010	1-3	1-1	2-4
2011	3-0	2-2	5-2
2012	4-0	1-2	5-2
Totals	50-27	29-53	79-80

Los Angeles Dodgers



1000 Elysian Park Avenue, Los Angeles, CA 90090
Dodger Stadium: Year Opened: 1962 Capacity: 56,000

Media Relations Staff

Assistant Director, Public Relations:
 Joe Jareck (323) 224-1549
 E-mail: joej@ladodgers.com
Assistant Director, Public Relations:
 Yvonne Carrasco (323) 224-4220
 E-mail: yvonnec@ladodgers.com
Coordinator, Public Relations:
 Jon Chapper (323) 224-1589
 E-mail: jonc@ladodgers.com
Assistant, Public Relations:
 Garrett Thomas (323) 224-1342
 E-mail: gthomas@ladodgers.com

All-Time vs. Dodgers

YEAR	HOME	ROAD	TOTAL
1993	3-3	4-3	7-6
1994	2-5	2-1	4-6
1995	1-5	3-4	4-9
1996	4-3	2-4	6-7
1997	1-5	4-2	5-7
1998	3-3	3-3	6-6
1999	4-3	4-2	8-5
2000	3-4	1-5	4-9
2001	4-5	4-6	8-11
2002	5-5	2-7	7-12
2003	5-4	2-8	7-12
2004	5-5	3-6	8-11
2005	7-3	4-5	11-8
2006	2-7	2-8	4-15
2007	7-2	5-4	12-6
2008	4-5	4-5	8-10
2009	2-7	2-7	4-14
2010	3-6	4-5	7-11
2011	6-3	3-6	9-9
2012	6-3	2-7	8-10
Totals	77-86	60-98	137-184

Opponents

Miami Marlins



501 Marlins Way, Miami, FL 33125
Marlins Park: Year Opened: 2012 Capacity: 37,000

Media Relations Staff

Director, Media Relations:
 Matt Roebuck (305) 480-1387
 E-mail: mroebuck@marlins.com
Manager, Media Relations:
 Marty Sewell (305) 480-1389
 E-mail: msewell@marlins.com
Supervisor, Media Relations:
 Joe Vieira (305) 480-1396
 E-mail: jvieira@marlins.com
Coordinator, Media Relations:
 Jon Erik Alvarez (305) 480-1395
 E-mail: jalvarez@marlins.com
Administrative Assistant, Media Relations:
 Maria Armella (305) 480-1391
 E-mail: marmella@marlins.com

All-Time vs. Marlins

YEAR	HOME	ROAD	TOTAL
1993	4-2	3-3	7-5
1994	2-4	1-5	3-9
1995	3-3	2-4	5-7
1996	5-1	0-7	5-8
1997	3-2	4-2	7-4
1998	5-1	1-2	6-3
1999	3-0	2-4	5-4
2000	3-3	1-2	4-5
2001	3-0	1-2	4-2
2002	3-1	2-1	5-2
2003	3-0	1-2	4-2
2004	1-2	0-3	1-5
2005	2-1	1-2	3-3
2006	0-3	3-0	3-3
2007	1-2	2-1	3-3
2008	3-1	2-2	5-3
2009	1-2	1-2	2-4
2010	2-1	1-3	3-4
2011	2-1	1-2	3-3
2012	2-2	1-2	3-4
Totals	51-32	30-51	81-83





Milwaukee Brewers

One Brewers Way, Milwaukee, WI 53214
Miller Park: Year Opened: 2001 Capacity: 41,900

Media Relations Staff

VP of Communications:

Tyler Barnes (414) 902-4468
 E-mail: Tyler.Barnes@brewers.com

Senior Director of Media Relations:

Mike Vassallo (414) 902-4473
 E-mail: Mike.Vassallo@brewers.com

Media Relations Manager:

John Steinmiller (414) 902-4470
 E-mail: John.Steinmiller@brewers.com

Media Relations Coordinator:

Ken Spindler (414) 902-4469
 E-mail: ken.spindler@brewers.com

All-Time vs. Brewers

YEAR	HOME	ROAD	TOTAL
1998	3-3	1-4	4-7
1999	5-1	1-2	6-3
2000	1-2	3-3	4-5
2001	3-0	2-1	5-1
2002	3-0	0-3	3-3
2003	3-0	2-1	5-1
2004	0-3	2-1	2-4
2005	1-2	0-3	1-5
2006	2-1	0-3	2-4
2007	3-0	1-2	4-2
2008	2-1	2-2	4-3
2009	3-0	3-0	6-0
2010	4-2	1-2	5-4
2011	2-2	1-4	3-6
2012	3-0	2-1	5-1
Totals	38-17	21-32	59-49



New York Mets

126th Street, Flushing, NY 11368 (718) 507-6387
Citi Field: Year Opened: 2009 Capacity: 41,922

Media Relations Staff

VP, Media Relations:

Jay Horwitz (718) 565-4330
 E-mail: jhorw@nymets.com

Senior Director, Media Relations:

Shannon Forde (718) 565-4323
 E-mail: shannon@nymets.com

Assistant Director, Media Relations:

Ethan Wilson (718) 803-4027
 E-mail: ewils@nymets.com

Manager, Media Relations:

Robert Hines (718) 565-4331
 E-mail: rhines@nymets.com

Coordinator, Media Relations:

Jonathan Kerber (718) 565-4322
 E-mail: jkerber@nymets.com

All-Time vs. Mets

YEAR	HOME	ROAD	TOTAL
1993	4-2	2-4	6-6
1994	2-1	3-0	5-1
1995	4-1	1-3	5-4
1996	5-1	2-4	7-5
1997	4-1	2-4	6-5
1998	1-2	2-4	3-6
1999	3-3	1-2	4-5
2000	1-2	2-4	3-6
2001	3-1	1-2	4-3
2002	1-2	2-1	3-3
2003	2-1	0-4	2-5
2004	1-2	0-3	1-5
2005	2-1	1-3	3-4
2006	0-3	1-2	1-5
2007	3-0	1-2	4-2
2008	3-3	0-3	3-6
2009	2-1	1-3	3-4
2010	2-1	1-2	3-3
2011	1-2	4-0	5-2
2012	1-2	4-0	5-2
Totals	46-31	30-51	76-82



New York Yankees

One East 161st Street, Bronx, NY 10451
Yankee Stadium: Year Opened: 2009 Capacity: 50,291

Media Relations Staff

Director, Communications & Media Relations:

Jason Zillo (718) 579-4515
 E-mail: jzillo@yankees.com

Assistant Director, Media & Player Relations:

Jason Latimer (718) 579-4519
 E-mail: jlatimer@yankees.com

Assistant Director, Baseball Information & Public Communications:

Michael Margolis (718) 579-4503
 E-mail: mmargolis@yankees.com

Assistant, Media Relations & Publicity:

Alexandra Trochanowski (718) 579-4517
 E-mail: atrochanowski@yankees.com

All-Time vs. Yankees

YEAR	HOME	ROAD	TOTAL
2002	1-2	--	1-2
2004	--	0-3	0-3
2007	3-0	--	3-0
2011	--	1-2	1-2
Totals	4-2	1-5	5-7



Philadelphia Phillies



One Citizens Bank Way, Philadelphia, PA 19148
Citizens Bank Park: Year Opened: 2004 Capacity: 43,651

Media Relations Staff

Director, Baseball Communications:
 Greg Casterioto (215) 218-5297
 E-mail: gcasterioto@phillies.com
Coordinator, Baseball Communications:
 Craig Hughner (215) 218-5248
 E-mail: chughner@phillies.com
Assistant, Baseball Communications:
 Chris Ware (215) 218-5245
 E-mail: cware@phillies.com
Assistant, Communications:
 Deanna Sabec (215) 218-5367
 E-mail: dsabec@phillies.com

All-Time vs. Phillies

YEAR	HOME	ROAD	TOTAL
1993	1-5	2-4	3-9
1994	0-3	2-1	2-4
1995	3-1	1-1	4-2
1996	4-2	2-4	6-6
1997	2-3	2-4	4-7
1998	1-2	4-2	5-4
1999	3-3	2-1	5-4
2000	2-1	4-2	6-3
2001	1-2	1-2	2-4
2002	3-0	0-3	3-3
2003	2-1	0-3	2-4
2004	2-2	3-1	5-3
2005	1-3	1-1	2-4
2006	1-2	2-2	3-4
2007	2-1	2-2	4-3
2008	0-2	0-3	0-5
2009	1-2	1-2	2-4
2010	2-1	0-4	2-3
2011	0-3	1-1	1-4
2012	1-2	1-5	2-7
Totals	31-42	31-48	62-90

Pittsburgh Pirates



115 Federal Street, Pittsburgh, PA 15212
PNC Park: Year Opened: 2001 Capacity: 38,362

Media Relations Staff

Director, Media Relations:
 Jim Trdinich (412) 325-4728
 E-mail: jim.trdinich@pirates.com
Manager of Media Services:
 Dan Hart (412) 325-4976
 E-mail: dan.hart@pirates.com

All-Time vs. Pirates

YEAR	HOME	ROAD	TOTAL
1993	4-2	4-2	8-4
1994	1-2	1-1	2-3
1995	5-1	3-3	8-4
1996	5-1	2-4	7-5
1997	3-2	1-5	4-7
1998	2-1	3-3	5-4
1999	0-3	2-4	2-7
2000	4-2	3-0	7-2
2001	1-2	1-2	2-4
2002	3-0	1-2	4-2
2003	1-2	2-4	3-6
2004	1-2	1-2	2-4
2005	1-2	2-5	3-7
2006	2-1	1-2	3-3
2007	1-3	3-0	4-3
2008	4-0	1-2	5-2
2009	5-1	1-2	6-3
2010	1-2	2-2	3-4
2011	1-2	3-1	4-3
2012	1-2	1-2	2-4
Totals	46-33	38-48	84-81

Opponents

St. Louis Cardinals



700 Clark Street, St. Louis, MO 63102 (314) 345-9600
Busch Stadium: Year Opened: 2006 Capacity: 43,975

Media Relations Staff

Director of Media Relations:
 Brian Bartow (314) 345-9313
 E-mail: bbartow@cardinals.com
Manager, Media Relations:
 Melody Yount (314) 345-9470
 E-mail: myount@cardinals.com
Media Relations Specialist:
 Chris Tunno (314) 345-9781
 E-mail: ctunno@cardinals.com
Director of Public Relations & Civic Affairs:
 Ron Watermon (314) 345-9464
 E-mail: rwatermon@cardinals.com

All-Time vs. Cardinals

YEAR	HOME	ROAD	TOTAL
1993	2-4	3-3	5-7
1994	5-1	3-3	8-4
1995	2-4	3-3	5-7
1996	6-0	2-4	8-4
1997	4-2	3-2	7-4
1998	2-4	1-2	3-6
1999	0-3	4-2	4-5
2000	3-1	2-2	5-3
2001	5-1	1-2	6-3
2002	0-3	2-1	2-4
2003	2-1	2-1	4-2
2004	0-3	1-2	1-5
2005	2-2	2-2	4-4
2006	1-2	1-5	2-7
2007	2-2	1-2	3-4
2008	4-4	2-4	6-8
2009	2-1	4-0	6-1
2010	3-0	0-4	3-4
2011	1-2	1-2	2-4
2012	1-2	1-3	2-5
Totals	45-40	38-47	83-87





San Diego Padres

100 Park Boulevard, San Diego, CA 92101
PETCO Park: Year Opened: 2004 Capacity: 42,524

Media Relations Staff

Senior Vice President, Public Affairs:
 Sarah Farnsworth (619) 795-5072
 E-mail: sfarnsworth@padres.com
Manager, Communications & Broadcasters:
 Shana Wilson (619) 795-5261
 E-mail: swilson@padres.com
Manager, Player & Media Relations:
 Josh Ishoo (619) 795-5258
 E-mail: jishoo@padres.com

All-Time vs. Padres

YEAR	HOME	ROAD	TOTAL
1993	4-2	2-5	6-7
1994	2-2	3-3	5-5
1995	5-1	4-3	9-4
1996	5-2	3-3	8-5
1997	2-4	2-4	4-8
1998	3-3	2-4	5-7
1999	3-3	1-6	4-9
2000	2-4	5-2	7-6
2001	3-7	6-3	9-10
2002	7-2	4-6	11-8
2003	7-3	5-4	12-7
2004	3-6	7-3	10-9
2005	4-5	3-6	7-11
2006	6-4	4-5	10-9
2007	6-4	5-4	11-8
2008	5-4	4-5	9-9
2009	5-4	5-4	10-8
2010	5-4	7-2	12-6
2011	3-6	6-3	9-9
2012	5-4	3-6	8-10
Totals	85-74	81-81	166-155



San Francisco Giants

24 Willie Mays Plaza, San Francisco, CA 94107
AT&T Park: Year Opened: 2000 Capacity: 41,906

Media Relations Staff

Senior Director of Broadcast Services:
 Maria Jacinto (415) 972-2447
 E-mail: mjacinto@sfgiants.com
Senior Director of Media Relations:
 Jim Moorehead (415) 972-2449
 E-mail: jmoorehead@sfgiants.com
Manager, Media Relations:
 Matt Chisholm (415) 972-2441
 E-mail: mchisholm@sfgiants.com
Hispanic Media Services Coordinator
 Erwin Higueros (415) 972-2442
 E-mail: ehigueros@sfgiants.com
Media Relations Assistant:
 Liam Connolly (415) 972-2448
 E-mail: lconnolly@sfgiants.com

All-Time vs. Giants

YEAR	HOME	ROAD	TOTAL
1993	1-6	2-4	3-10
1994	1-2	2-5	3-7
1995	5-2	3-3	8-5
1996	4-2	1-6	5-8
1997	3-3	1-5	4-8
1998	4-2	3-3	7-5
1999	3-3	1-6	4-9
2000	6-1	0-6	6-7
2001	5-4	4-6	9-10
2002	4-6	4-5	8-11
2003	6-3	1-9	7-12
2004	4-6	4-5	8-11
2005	4-5	3-6	7-11
2006	6-3	4-5	10-8
2007	5-4	5-4	10-8
2008	5-4	6-3	11-7
2009	6-3	2-7	8-10
2010	5-4	4-5	9-9
2011	3-6	2-7	5-13
2012	2-7	2-7	4-14
Totals	82-76	54-107	136-183

Tampa Bay Rays



One Tropicana Drive, St. Petersburg, FL 33705
Tropicana Field: Year Opened: 1990 Capacity: 34,078

Media Relations Staff

Vice President, Communications:
 Rick Vaughn (727) 825-3237
 E-mail: rvaughn@raysbaseball.com
Director, Communications:
 Dave Haller (727) 825-3485
 E-mail: dhaller@raysbaseball.com
Senior Coordinator, Communications:
 Jonathan Gantt (727) 825-3149
 E-mail: jgantt@raysbaseball.com
Coordinator, Communications:
 Carli Todd (727) 825-3216
 E-mail: ctodd@raysbaseball.com

All-Time vs. Rays

YEAR	HOME	ROAD	TOTAL
2002	3-0	--	3-0
2004	--	0-3	0-3
2007	2-1	--	2-1
2009	2-1	--	2-1
Totals	7-2	0-3	7-5

Toronto Blue Jays



1 Blue Jays Way, Suite 3200, Gate 9, Toronto, ON M5V 1J1
Rogers Centre: Year Opened: 1989 Capacity: 49,278

Media Relations Staff

Vice President, Communications:
 Jay Stenhouse (416) 341-1248
 E-mail: jay.stenhouse@bluejays.com
Manager, Baseball Information:
 Mal Romanin (416) 341-1249
 E-mail: mal.romanin@bluejays.com
Coordinator, Baseball Information:
 Erik Grosman (416) 341-1252
 E-mail: erik.grosman@bluejays.com
Coordinator, Communications:
 Sue Mallabon (416) 341-1253
 E-mail: sue.mallabon@bluejays.com

All-Time vs. Blue Jays

YEAR	HOME	ROAD	TOTAL
2002	--	0-3	0-3
2006	3-0	--	3-0
2007	--	0-3	0-3
2010	3-0	--	3-0
Totals	6-0	0-6	6-6

Opponents

Washington Nationals



1500 South Capitol Street SE, Washington, DC 20003
Nationals Park: Year Opened: 2008 Capacity: 41,506

Media Relations Staff

Senior Director, Baseball Media Relations:
 John Dever (202) 640-7437
 E-mail: john.dever@nationals.com
Director, Baseball Media Relations:
 Mike Gazda (202) 640-7417
 E-mail: mike.gazda@nationals.com
Coordinator, Baseball Media Relations:
 Kyle Brostowitz (202) 640-7439
 E-mail: kyle.brostowitz@nationals.com

All-Time vs. Nationals/Expos

YEAR	HOME	ROAD	TOTAL
1993	2-4	1-5	3-9
1994	3-0	1-2	4-2
1995	4-0	3-1	7-1
1996	2-4	1-5	3-9
1997	3-3	4-1	7-4
1998	3-0	4-2	7-2
1999	4-2	2-1	6-3
2000	3-0	4-2	7-2
2001	1-2	2-2	3-4
2002	2-1	2-1	4-2
2003	2-2	1-2	3-4
2004	1-2	1-2	2-4
2005	0-3	2-1	2-4
2006	4-0	4-0	8-0
2007	3-0	1-3	4-3
2008	1-3	3-0	4-3
2009	3-0	3-0	6-0
2010	3-1	2-2	5-4
2011	2-2	2-1	4-3
2012	2-2	2-1	4-3
Totals	48-31	45-34	93-65



YOUR ANYTIME. ANYWHERE. ANY DEVICE.

ROCKIES.com

Coloradorockies.com and MLB.com let you connect with the *Rockies*®, whether checking in at Coors Field with At the Ballpark, following along with At Bat, the top sports app of all-time, or watching games live or on-demand on your favorite devices with MLB.TV.

Coloradorockies.com delivers breaking news, up-to-the-moment stats, ticket and gear offers as well as exciting fantasy offerings whenever and wherever you want it on your computer, tablet or mobile phone.

It's your *Rockies*. Anytime. Anywhere. Any device.



At Bat

Ballpark





FARM SYSTEM





Rockies Scouting Department

Vice President – ScoutingBill Schmidt
 Senior Director – Scouting Operations, Colorado and Wyoming Area Scouting SupervisorMarc Gustafson
 Assistant Director – ScoutingDanny Montgomery
 Director – Pro ScoutingJon Weil
 Advance ScoutChris Warren

AMATEUR SCOUTS



Danny Montgomery
Assistant Director - Scouting
 North Carolina



Mike Ericson
National Cross Checker
 Arizona



Jay Matthews
National Cross Checker
 North Carolina



Damon Iannelli
National Cross Checker
 Mississippi

MAJOR LEAGUE ORGANIZATIONAL SCOUTS



Will George
 Delaware



Jack Gillis
 Florida



Mike Hamilton
 Texas



Joe Housey
 North Carolina



Mike Paul
 Arizona

MAJOR LEAGUE ORGANIZATIONAL AND SPECIAL ASSIGNMENT SCOUTS



Ty Coslow
 Kentucky



Terry Wetzel
 Kansas



Rick Mathews
 Iowa

PROFESSIONAL SCOUT

HERB HIPPAUF SCOUTING AWARD

Herb Hippauf joined the Rockies in 1992, helping the club prepare for the expansion draft, then served as a national cross-checker until his untimely death in 1995. Every year, Colorado's scouting department honors an individual in Herb's memory.

1995 Penny Biever	1996 Jeff Schugel	1997 Jay Darnell	1998 Bruce Andrew	1999 Robyn Lynch	2000 Pat Daugherty
2001 Danny Montgomery	2002 Dave Holliday	2003 Coley Brannon	2004 Bert Holt	2005 Rolando Fernandez	2006 Ty Coslow
2007 Jack Gillis	2008 Kasey McKeon	2009 Dave Snow	2010 Zach Wilson	2011 Mike Garlatti	2012 Jon Weil

AREA SCOUTING SUPERVISORS



John Cedarburg
Florida



Scott Corman
Indiana, Kentucky,
Tennessee



Jordan Czarniecki
North Carolina, South
Carolina, Virginia



Jeff Edwards
South Texas,
Southwest Louisiana



Chris Forbes
Arizona, New Mexico,
Utah, Las Vegas,
El Paso



Mike Garlatti
New York, New Jersey, E.
Pennsylvania, D.C., Maryland,
Delaware, New England,
Canadian Cross Checker



Mark Germann
Minnesota, Wisconsin,
Iowa, Illinois, South and
North Dakota, Nebraska,
Missouri



Matt Hattabaugh
Southern & Central
California, Hawaii



Darin Holcomb
Oregon, Washington,
Montana, Idaho,
Alaska, W. Canada



Jon Lukens
Southern California



Alan Matthews
Georgia, North Florida



Jesse Retzlaf
North Texas, Kansas,
Oklahoma



Rafael Reyes
Puerto Rico,
South Florida



Ed Santa
Ohio, Michigan,
Pennsylvania,
West Virginia ,
West New York



Gary Wilson
North California,
North Nevada

Farm System

PAT DAUGHERTY SCOUT OF THE YEAR AWARD

1992
Al
Hargesheimer

1993
Frank
Mattox

1994
Pat
Jones

1995
Mike
Garlatti

1996
Dar
Cox

1997
Ty
Coslow

1998
Jorge
de Posada

1999
Ed
Santa

2000
Damon
Iannelli

2001
Mike
Ericson

2002
John
Cedarburg

2003
Terry
Wetzel

2004
Mike
Berger

2005
Jay
Matthews

2006
Gary
Wilson

2007
Francisco
Cartaya

2008
Scott
Corman

2009
Chris
Warren

2010
Orlando
Medina

2011
Chris
Forbes

2012
Damon
Iannelli



INTERNATIONAL SCOUTS

Phil Allen
(Australia)
Victoria, Australia

Martin Cabrera
(Dominican Republic)

Carlos Gomez
(Venezuela)
San Felix, Estadio Bolivar
Venezuela

Orlando Medina
Supervisor - Venezuelan Scouting
Maracaibo, Venezuela

Jhonathan Leyba
Manager - Dominican Republic Operations
Santo Domingo, DR

Frank Roa
(Dominican Republic)
San Pedro de Macoris, Dominican Republic

Josher Suarez
(Venezuela)

PART TIME SCOUTS

Norm DeBriyn
Arkansas

Marc Johnson
Colorado

Dave McQueen
Louisiana

Greg Pullia
Massachusetts

PART TIME PROFESSIONAL SCOUT

Fred Wright
North Carolina

DOMINICAN SUMMER LEAGUE STAFF

Field Coordinator/Pitching Coach, Latin America:Edison Lora
Manager:Mauricio Gonzalez
Coach:Florentino Nunez
Coach:Eugenio Jose
Trainer:Andri Guevara
Complex Coordinator:Ana Espinal
Venezuelan Academy Coordinator / Pitching Coach:Yull Silano

CHARTING THE ROCKIES' ALL-TIME JUNE DRAFT

Most Players Drafted By Grade

509 Four-Year College
360 High School
190 Junior College
10 Other

Players Drafted By Position

544 Pitcher
236 Infielder
195 Outfielder
94 Catcher

Breakdown

395 Right-Handed Pitcher
149 Left-Handed Pitcher
98 Shortstop
94 Catcher
71 Outfield General
66 Center Field
55 Third Base
48 First Base
35 Second Base
34 Right Field
26 Left Field

All positions determined by MLB Scouting Bureau

Rockies Draft History



ALL-TIME FIRST SELECTIONS

Year	Player (Pick)	Pos.	School
1992	John Burke (27)	RHP	University of Florida
1993	Jamey Wright (28)	RHP	Westmoore (OK) HS
1994	Doug Million (7)	LHP	Sarasota (FL) HS
1995	Todd Helton (8)	1B	University of Tennessee
1996	Jake Westbrook (21)	RHP	Madison Co. (GA) HS
1997	Mark Mangum (18)	RHP	Kingwood (TX) HS
1998	Matt Roney (28)	RHP	Edmond North (OK) HS
1999	Jason Jennings (16)	RHP	Baylor University
2000	Matt Harrington (7)	RHP	Palmdale (CA) HS
2001	^ Jayson Nix (44)	SS	Midland (TX) HS
2002	Jeff Francis (9)	LHP	University of British Columbia
2003	Ian Stewart (10)	3B	La Quinta (CA) HS
2004	Chris Nelson (9)	SS	Redan (GA) HS
2005	Troy Tulowitzki (7)	SS	Cal State Long Beach
2006	Greg Reynolds (2)	RHP	Stanford University
2007	Casey Weathers (8)	RHP	Vanderbilt University
2008	Christian Friedrich (25)	LHP	Eastern Kentucky
2009	Tyler Matzek (11)	LHP	Capistrano Valley (CA) HS
2010	Kyle Parker (26)	OF	Clemson University
2011	Tyler Anderson (20)	LHP	University of Oregon
2012	David Dahl (10)	CF	Oak Mountain (AL) HS

^ - sandwich pick, compensation selection for not signing first round pick in 2000.

2012 FIRST-YEAR PLAYER DRAFT

Rd.	Pos	Player	School	Rd.	Pos	Player	School
1 (10)	OF	David Dahl	Oak Mountain HS (AL)	25	INF	Alec Mehrten	Fresno Pacific Univeristy
1S (46)	RHP	Eddie Butler	Radford University (VA)	26	RHP	Adam Paulencu	Embry Riddle U. (FL)
2	OF	Max White	Williston HS (FL)	27	RHP	Matthew Flemer	U.C. Berkeley
3	C	Tom Murphy	University of Buffalo (NY)	28	RHP	Justin Arrowood	Appalachian St. University
3S	RHP	Ryan Warner	Pine Creek HS (CO)	29	INF	Patrick Hutcheson	Fresno St. University
4	RHP	Seth Willoughby	Xavier University (OH)	30	RHP	Trent Blank	Baylor University
5	INF	Matthew Wessinger	St. Johns University	31	RHP	Shawn Stuart	Long Beach St. University
6	RHP	Matthew Carasiti	St. Johns University	32	INF	Austin Simcox	Farragut High School (TN)
7	C	Wilfredo Rodriguez	P.R. Baseball Academy	33	INF	Ryan Garvey	Riverside CC (CA)
8	OF	Derek Jones	Washington St. University	34	C	Chris Cowell	Richmond University (VA)
9	RHP	Zach Jemiola	Great Oak HS (CA)	35	INF	Justin Solomon	Pierra Vista HS (NM)
10	1B	Ben Waldrup	Jacksonville State U.	36	INF	Kevin Bradley	Hopewell HS (NJ)
11	RHP	Trevor Oakes	University of Minnesota	37	INF	Casey Burns	Grand Junction HS (CO)
12	1B	Correlle Prime	Manatee High School (FL)	38	INF	Dansby Swanson	Marietta HS (GA)
13	OF	Kyle Von Tungeln	Texas Christian University	39	RHP	Justin Dillon	El Dorado HS (CA)
14	RHP	Shane Broyles	Texas Tech University	40	C	Brandon Montalvo	Langham Creek HS (TX)
15	RHP	Scott Oberg	University of Connecticut				
16	OF	Jeff Popick	Colorado Mesa College				
17	INF	Jason Stolz	Clemson University				
18	C	Aaron Jones	University of Oregon				
19	INF	Kyle Newton	Florida Atlantic University				
20	LHP	Anthony Seise	West Orange H.S. (FL)				
21	RHP	Rayan Gonzalez	Bethune Cookman (FL)				
22	RHP	Jordan Mejia	Riverside CC (CA)				
23	RHP	Andrew Brown	Akron University (OH)				
24	LHP	Michael Mason	Marshall University (WV)				

Bold = Signed with Rockies

Farm System

MAJOR LEAGUE RULE 5 DRAFT

DRAFTED BY ROCKIES

Player. Position	Triple A Club	Year
Marc Pisciotta, RHP	Buffalo (Pirates)	1993
Kevin Logsdon, LHP	Charlotte (Indians)	1994
*Victor Hall, CF	Tucson (D'Backs)	2002
Matt White, LHP	Buffalo (Indians)	2003
Luis Gonzalez, INF	Buffalo (Indians)	2003
Matt Merricks, LHP	Las Vegas (Dodgers)	2004
^Luis E. Gonzalez, LHP	Las Vegas (Dodgers)	2005
Danny Rosenbaum, LHP	Syracuse (Nationals)	2012

* - Traded to Houston to acquire RHP Nelson Cruz
 ^ - Traded to Seattle in exchange for cash considerations
 # - Traded to Texas in exchange for cash considerations

DRAFTED FROM ROCKIES

Player. Position	Organization	Year
Jeff Huson, INF	Seattle Mariners	1997
Matt Roney, RHP	Pittsburgh Pirates	2002
Michael Bumatay, LHP	Detroit Tigers	2003
Steven Register, RHP	New York Mets	2007
Everth Cabrera	San Diego Padres	2008
David Patton	Cincinnati Reds	2008
Coty Woods	Texas Rangers	2012



Rockies Player Development

Sr. Vice President - Major League Operations	Bill Geivett
Senior Director - Player Development	Jeff Bridich
Assistant Director - Player Development	Zach Wilson
Assistant - Player Development	Walker Monfort
Head Pitching Coordinator	Doug Linton
Assistant Pitching Coordinator	Bob Apodaca
Catching Coordinator	Mark Strittmatter
Strength & Conditioning Coordinator	Gabe Bauer
Rehabilitation Coordinator	Scott Murayama
Assistant Rehabilitation Coordinator	Andy Stover
Equipment Manager	Jerry Bass
Cultural Education Coordinator	Josh Rosenthal
Assistant Video Coordinator	Scott Alves
Peak Performance Coordinator	Andy McKay



Doug Linton Head Pitching Coordinator



Linton is entering his first season as the Rockies Head Pitching Coordinator after serving last season as the Rockies Roving Pitching Coordinator..prior to that he spent two seasons as the Colorado Springs Sky Sox Pitching Coach and a season as the pitching coach for High-A Modesto...Linton was promoted within the organization three consecutive years from 2008-10...2013 will be Linton's eighth in the Rockies' Minor League system as a pitching coach, having handled the pitchers with the Tri-City Dust Devils in the Northwest League in 2006 and 2007...the former Major League right-handed pitcher pitched seven seasons in the Majors with Toronto (1992-93, 2003), California (1993), New York-NL (1994), Kansas City (1995-96) and Baltimore (1999)...he owns a lifetime record of 17-20 with a 5.78 ERA in 112 games/35 starts...Linton made his MLB debut on August 3, 1992 at Boston, pitching 3.2 innings of relief...he was selected by Toronto in the 43rd round of the 1986 June Draft...Doug attended the University of California at Irvine...Linton and his wife, Lisa, have three children, Ryan, Austin and Carter, and reside in Surprise, AZ.



Bob Apodaca Assistant Pitching Coordinator



Apodaca previously served the last 10 seasons as the Rockies big league Pitching Coach...was the sixth pitching coach in Rockies history, joining Larry Bearnarth (1993-95), Frank Funk (1996-98), Milt May (1999), Marcel Lachemann (2000-01) and Jim Wright (2002)...enters his 41st year in professional baseball...in 2009 the Rockies had five 10-game winners, the first time that has happened in franchise history...in 2008, Bob was a member of the National League All-Star coaching staff led by Clint Hurdle at Yankee Stadium in July...Apodaca spent 30 seasons in the Mets system, including 29 consecutive as a player or coach from 1971-1999...was New York's pitching coach from 1996-99 and then Milwaukee's pitching coach in 2000 and 2001...returned to the Mets in 2002, as the pitching coach at Single-A St. Lucie of the Florida State League...after injuries eventually ended his playing career in 1981, Bob was hired that summer as a coach with Single-A Little Falls of the New York-Penn League...spent his entire professional playing career with the Mets starting at Single-A Visalia in 1971...made his Major League debut late in the 1973 season and went on to pitch four full seasons in a Mets uniform before injuries eventually ended his career...appeared in 184 games, 11 starts, going 16-25 with a 2.86 ERA and 26 saves...he and his wife, Deborah, have two sons, Bobby and Josh, and two daughters, Toby and Kim.



Mark Strittmatter Catching Coordinator



Mark Strittmatter enters his first season as the Rockies Catching Coordinator after two seasons as a Major League Coach for the Pittsburgh Pirates and was a member of National League All-Star coaching staff led by Clint Hurdle at Yankee Stadium in 2008...before the Pirates spent eight years (2003-2010) as the Bullpen catcher for the Rockies...was the Rockies Catching Coach in 2008 and 2009...the former catcher spent almost his entire nine-year playing career in the Colorado minor league system from 1992 until halfway thru the 2000 season...finished off the last few months of his career with San Diego's Triple-A affiliate...Stritty appeared in four games for the Rockies in 1998 and went hitless in four at bats as a September call-up, making his Major League debut as the starting catcher on 9/3/98 at County Stadium in Milwaukee...Mark and his wife, Katie, have two children; son Sean (8/24/03) and daughter Emily (11/18/04).

Additional Minor League Staff



Jerry Bass
Equipment Manager



Gabe Bauer
Strength Coordinator



Scott Murayama
Rehabilitation
Coordinator



Andy Stover
Assistant Rehabilitation
Coordinator



Josh Rosenthal
Cultural Education
Coordinator



Minor League Achievements



INDIVIDUAL NO-HITTERS (10)

Date	Pitcher	Opp.
July 17, 1996	Scott Randall, Asheville	Fayetteville
Aug. 4, 1996	Luther Hackman, Salem	Kinston
Aug. 26, 1998	Josh Kalinowski, Asheville	Charleston, SC
June 26, 2000	Julio de Paula, Asheville	Cape Fear
Aug. 7, 2002	Kip Bouknight, Salem	Frederick
July 6, 2003	Jeff Francis, Visalia	Modesto
July 23, 2008	Bruce Billings, Asheville	Lakewood
June 30, 2009	Brandon Hynick, Colo. Springs	Portland
June 29, 2010	Gustavo Brazoban, DSL-Rockies	DSL-D'Backs
July 5, 2010	Jayson Aquino, DSL-Rockies	DSL-Padres

COMBINED NO-HITTERS (6)

Date	Pitcher(s)	Opp.
July 14, 1996	Jake Westbrook, Brian Hinchy Chandler Rockies	R-D'Backs
April 10, 1997	Scott Randall, Lariel Gonzalez	Wilmington
May 7, 1997	Steve Shoemaker, Mike Zolecki Salem Avalanche	Kinston
Aug. 8, 2001	Kip Bouknight, Pat Lynch Tri City Dust Devils (<i>perfect game</i>)	Boise
Aug. 2, 2003	Chris Gissell, Jesus Sanchez Colorado Springs Sky Sox	Nashville
May 11, 2008	Franklin Morales, Chris George, Matt Daley, Steven Register	Albuquerque

HIT FOR THE CYCLE (13)

Player, Club	Date	Opp.
Neifi Perez, Colo. Springs	Aug. 25, 1996	at Salt Lake
Ben Petrick, Carolina	May 9, 1999	Huntsville
Scott Seal, Salem	Aug. 3, 2000	Frederick
Rene Reyes, Carolina	June 10, 2002	at Greenville
Jorge Piedra, Tulsa	April 3, 2003	at Frisco
Jorge Piedra, Tulsa	June 9, 2003	at Midland
Hector Tena, Visalia	July 27, 2004	Modesto
Ryan Spilborghs, Tulsa	May 16, 2005	at Arkansas
Choo Freeman, Colo. Springs	June 28, 2005	vs. Fresno
Chris Nelson, Asheville	July 15, 2005	at Savannah
Jhaysson Agustin, Asheville	July 15, 2007	vs. Greenville
Joe Koshansky, Colo. Springs	May 24, 2008	vs. Tucson
Joe Koshansky, Colo. Springs	August 12, 2008	vs. Tucson
David Kandilas, Casper	June 24, 2011	at Ogden

BATTING TITLES (14)

League	Player	Avg.	Team	Year
Arizona	Whitey Schwartzbauer	.344	Chandler	1996
Arizona	Rene Reyes	.429	Tucson	1998
Northwest	Juan Pierre	.352	Portland	1998
Arizona	Juan Ventura	.399	Tucson	1999
Southern	Juan Pierre	.326	Carolina	2000
S. Atlantic	Rene Reyes	.322	Asheville	2001
Carolina	Brad Hawpe	.347	Salem	2002
Pacific Coast	Garrett Atkins	.366	Colo. Springs	2004
Pioneer	Corey Wimberly	.381	Casper	2005
Arizona	Corey Wimberly	.407	Peoria	2007
Texas	Matt Miller	.344	Tulsa	2008
Arizona	Eric Young Jr.	.430	Phoenix	2008
S. Atlantic	Kiel Roling	.331	Asheville	2009
Pioneer	David Dahl	.379	G. Junction	2012

ERA TITLES (20)

League	Pitcher	ERA	Team	Year
Northwest	Mark Thompson	1.98	Bend	1992
Eastern	Juan Acevedo	2.37	New Haven	1994
Northwest	Scott Randall	1.99	Portland	1995
S. Atlantic	Mike Kusiewicz	2.06	Asheville	1995
Arizona	Shawn Chacon	1.60	Chandler	1996
Eastern	Mike Vavrek	2.57	New Haven	1997
Northwest	Justin Miller	2.14	Portland	1997
Arizona	Jermaine Van Buren	2.22	Tucson	1998
Eastern	Mike Kusiewicz	2.32	New Haven	1998
Carolina	Josh Kalinowski	2.11	Salem	1999
Texas	Chin-hui Tsao	2.46	Tulsa	2003
Texas	Jeff Francis	1.98	Tulsa	2004
California	Franklin Morales	3.68	Modesto	2006
California	Brandon Hynick	2.52	Modesto	2007
Texas	Samuel Deduno	2.57	Tulsa	2009
S. Atlantic	Juan Nicasio	2.41	Asheville	2009
Pioneer	Albert Campos	2.05	Casper	2010
Northwest	Josh Hungerman	2.18	Tri-City	2010
S. Atlantic	Tyler Anderson	2.47	Asheville	2012
Pioneer	Eddie Butler	2.13	G. Junction	2012

ORGANIZATIONAL CHAMPIONS

Colorado Springs Sky Sox1995
Pacific Coast League (AAA)

Portland Rockies1997
Northwest League (A)

Tucson Rockies1998
Arizona League (Rookie)

Salem Avalanche2001
Carolina League (High A)

Asheville Tourists2012
South Atlantic League (Low A)

DOUG MILLION AWARD

Awarded annually to the most outstanding minor league performer

1992	John Burke	.RHP
1993	Quinton McCracken	.OF
1994	Juan Acevedo	.RHP
1995	Derrick Gibson	.OF
1996	Neifi Perez	.INF
1997	Todd Helton	.1B
1998	Mike Kusiewicz	.LHP
1999	Josh Kalinowski	.RHP
2000	Juan Pierre	.OF
2001	Ryan Kibler	.RHP
2002	Brad Hawpe	.1B
2003	Chin-hui Tsao	.RHP
2004	Jeff Francis	.LHP
2005	Jim Miller	.RHP
2006	Franklin Morales	.LHP
2007	Brandon Hynick	.RHP
2008	Jhoulys Chacin	.RHP
2009	Christian Friedrich	.LHP
2010	Matt Reynolds	.LHP
2011	Edwar Cabrera	.LHP
2012	Corey Dickerson	.RHP

MINOR LEAGUE PLAYER OF THE YEAR

Baseball America, USA Today

Player	Teams	Year
Jeff Francis	Tulsa, Colorado Springs	2004

MINOR LEAGUE ROLAIDS RELIEF MAN

Player	Teams	Pts	Year
Ryan Speier	Tulsa	115	2004

LEAGUE MVP

Player	League	Year
Rene Reyes	Arizona Rookie	1998
Garrett Atkins (Co)	Northwest	2000
Rene Reyes	South Atlantic	2001
Brad Hawpe	Carolina	2002
Ryan Shealy	Pioneer	2002
Matt Miller	South Atlantic	2005
Brandon Hynick	Pioneer	2006
Brandon Hynick	California	2007
Darin Holcomb	South Atlantic	2008
Jordan Pacheco	South Atlantic	2009
Kent Matthes	California	2011
David Dahl	Pioneer	2012

LEAGUE ROLAIDS RELIEF CHAMPION

Player	League	Team	Year
Diogenes Gomez	Arizona Rookie	Tucson	1998
Craig House	Northwest	Portland	1999
Travis Thompson	Carolina	Salem	1999
David Wainhouse	Pacific Coast	Colo. Springs	1999
Brad Clontz	Pacific Coast	Colo. Springs	2003
Jim Miller	Northwest	Tri City	2004
Ryan Speier	Texas	Tulsa	2004
Steven Register	Texas	Tulsa	2007
Andrew Johnston	Texas	Tulsa	2009
Craig Baker	California	Modesto	2009

Farm System



2013 Minor League Affiliates



COLORADO SPRINGS SKY SOX (AAA)

Pacific Coast League – Class AAA

Security Service Field (1988)
4385 Tutt Blvd, Colorado Springs, CO 80922
719/597-1449 ♦ 719/597-7220 PR fax ♦ www.skysox.com
GM: Tony Ensor ♦ PR contact: Mike Hobson ♦ Rockies affiliate since 1993



TULSA DRILLERS (AA)

Texas League – Class AA

ONEOK Field (2010)
201 North Elgin Avenue, Tulsa, OK 74120
918/744-5998 ♦ 918/747-3267 fax ♦ www.tulsadrillers.com
GM: Mike Melega ♦ PR contact: Brian Carroll ♦ Rockies affiliate since 2003



MODESTO NUTS (A)

California League – Class A-Advanced

John Thurman Field (1952)
601 Neece Rd., Modesto, CA 95351; mail: P.O. Box 883, Modesto, CA 95353
209/572-4487 ♦ 209/572-4490 fax ♦ www.modestonuts.com
GM: Mike Gorrasi ♦ PR contact: Justin McKissick ♦ Rockies affiliate since 2005



ASHEVILLE TOURISTS (A)

South Atlantic League – Class A

McCormick Field (1992)
30 Buchanan Place, Asheville, NC 28801
828/258-0428 ♦ 828/258-0320 fax ♦ www.theashevilletourists.com
GM: Larry Hawkins ♦ PR contact: Doug Maurer ♦ Rockies affiliate since 1994



TRI CITY DUST DEVILS (SS-A)

Northwest League – Class A - Short Season


Gesa Stadium (1995)
6200 Burden Blvd., Pasco, WA 99301
509/544-8789 ♦ 509/547-9570 fax ♦ www.dustdevilsbaseball.com
Vice President/GM: Derrel Ebert ♦ Affiliate since 2001



GRAND JUNCTION ROCKIES (R)

Pioneer League – Rookie

Suplizio Field (1949; Renovation in 2012)
1315 North Avenue, Grand Junction, CO 81501
970/255-7625 ♦ 970/241-2374 fax ♦ www.gjrockies.com
GM: Tim Ray ♦ Rockies affiliate since 2001 - Grand Junction since 2012



DOMINICAN SUMMER LEAGUE ROCKIES (R)

Dominican Summer League – Rookie

Complejo Las Americas - Calle Prolongacion Caracol
Boca Chica, Santo Domingo, Dominican Republic
809/696-3324

ORGANIZATIONAL TRAINERS



**Heath
Townsend**
Colo. Springs




**Chris
Dovey**
Tulsa



**Josh
Guterman**
Modesto



**Billy
Whitehead**
Asheville



**Casey
Papas**
Tri-City



**John
Duff**
Grand Junction



**Jason
McWilliams**
Denver



Colorado Springs Sky Sox (AAA)



Glenallen Hill Manager



Hill enters the first season as the Sky Sox Manager after serving the past six seasons as a big league coach with the Rockies...now in his ninth season as a member of the Rockies' organization, the Major League veteran had previously been the hitting coach for the Rockies' High-A affiliate from 2004-06...Hill also served as the Modesto manager for the last three months of the 2006 season when former skipper Chad Kreuter was named head coach at USC...he took over as manager for the Nuts on June 9, 2006, guiding the club to a 36-45 mark the rest of the way...served on coaching staff for California/Carolina League All-Star Game in 2006...in 2008, he served on the National League All-Star coaching staff led by Clint Hurdle at Yankee Stadium...as a player, Hill's playing career concluded in 2001 after nearly 19 seasons, including 13 in the majors...drafted by Toronto in the ninth round of the 1983 June draft, he went on to see Major League time with the Blue Jays (1989-91), Indians (1991-93), Cubs (1993-94, 1998-99), Giants (1995-97), Mariners (1998), Yankees (2000) and Angels (2001)...compiled a .271 lifetime average with 186 homers and 586 RBI in 1,162 games...was one of the game's top pinch hitters, as he possessed a .287 lifetime average in the pinch with 13 home runs...he and his wife, Lori, have four children: Simone, Chanel, Heleyna and Glenallen Jr...graduated in 1983 from Santa Cruz High School, where he was just the second high school athlete ever offered scholarships to Arizona State University in both baseball and football (also Reggie Jackson).



Dave Schuler Pitching Coach



Schuler, who has spent 38 years in baseball including 25 as a coach, will spend 2013 in his first season as the pitching coach for Triple-A Colorado Springs after spending two seasons as the pitching coach for Double-A Tulsa...Schuler spent the 2010 season as Single-A Asheville's pitching coach following 2009 with Tri-City in the same role...he previously worked as a coordinator for the Horsey Family Youth Foundation in Delaware...his previous coaching duties came with Baltimore from 2000-04, where he was the pitching coach for the Delmarva Shorebirds and the Bowie Baysox...he began his coaching career in 1984 as pitching coach at the University of Nebraska at Omaha...spent eight seasons in the Yankees organization as a pitching coach...he worked his way up the Yankees' system as pitching coach for Single-A Ft. Lauderdale from 1989-90, Single-A Prince William from 1991-92 and Double-A Albany from 1993-94 before finishing at Triple-A Columbus in 1995...he moved on to coach the Giants' San Jose Single-A club in 1996...the former Major Leaguer pitched parts of three seasons with California (1979-80) and Atlanta (1985) going 0-1 with a 5.40 ERA in 18 games...also played in 10 seasons of winter ball in Venezuela, Dominican Republic, Mexico and Puerto Rico...was a graduate from the University of New Haven in 1975...Schuler has two daughters, Emily and Erin.

Farm System



Dave Hajek Coach



Hajek begins his 10th year in the Rockies organization and his first as a coach for Colorado Springs...Hajek was promoted to his current role after spending the past four seasons as a roving infield coordinator (2012) and the hitting coach at Tulsa (2009-2011)...prior to his time as hitting coach in Tulsa, Hajek spent the previous two seasons as the hitting coach at Single-A Modesto, where in 2006 he helped tutor Corey Wimberly (.325), Matthew Miller (.323) and Jonathan Herrera (.310), who all ranked within the top 10 in the league in batting average...in 2008 Hajek helped Matt Miller (.344) and Dexter Fowler (.335) hit for the top two averages in the Texas League...prior to his stint with the Nuts, Hajek made his coaching debut with the Single-A Asheville Tourists from 2004-05...in his second season with Asheville, he helped guide Matthew Miller, who earned the 2005 Topps Minor League Player of the Year and league MVP honors, after he hit .331...a former second baseman, the 40-year old retired after the 1999 season following a 10-year professional career...compiled a .301 Minor League average with 43 homers and 526 RBI...had brief Major League stint with the Astros, playing five games in 1995 and eight games in 1996...he hit .250 in 13 big league contests...during his Minor League career, Dave was a three-time Pacific Coast League All-Star (1994, 1995, 1998)...his final season came with the Rockies' Triple-A affiliate, Colorado Springs, where he hit .295 with 8 homers and 58 RBI in 1999...was a Division II All-American at Cal Poly-Pomona from 1988-89...Dave and his wife, Karen and kids, Wes, Sydney and Mallory make their home in Colorado Springs...last name is pronounced Haah-jik.

COLORADO SPRINGS 2012 FINAL STATISTICS

BATTERS	AVG	G	AB	R	H	2B	3B	HR	RBI	BB	IBB	SO	SB	CS	OBP	SLG
Blackmon, Charlie	.303	59	228	55	69	18	4	5	34	29	1	42	10	0	.385	.482
Brown, Andrew	.308	100	390	81	120	33	4	24	98	37	3	100	3	1	.364	.597
Castillo, Wilkin	.253	74	233	27	59	8	3	4	34	7	1	29	4	1	.273	.365
Cesario, Jimmy	.247	34	77	10	19	3	0	1	10	5	1	16	0	1	.301	.325
Cuddeyer, Michael	.667	2	9	4	6	1	0	1	3	0	0	1	0	0	.667	.111
Culberson, Charlie	.336	30	125	17	42	11	1	2	12	1	0	18	6	2	.344	.488
Culberson, Charlie	.263	121	476	70	125	25	7	12	65	21	0	94	14	4	.298	.420
Field, Tommy	.246	121	435	74	107	31	6	8	49	41	0	76	4	0	.315	.400
Giambi, Jason	.333	2	6	0	2	1	0	0	0	0	0	2	0	0	.333	.500
Harris, Brendan	.317	106	357	73	113	33	4	9	63	52	0	44	2	3	.407	.507
Hernandez, Ramon	.167	4	12	2	2	0	0	1	4	1	0	1	0	0	.286	.417
Herrera, Jonathan	.167	4	12	1	2	1	0	0	1	0	0	1	0	0	.167	.250
Iribarren, Hernan	.302	111	381	62	115	18	4	1	40	42	4	59	20	3	.368	.378
LeMahieu, DJ	.314	61	255	33	80	14	2	1	31	23	0	29	13	6	.368	.396
McBride, Matt	.344	108	439	73	151	42	6	10	87	19	0	47	0	1	.365	.535
Nelson, Chris	.294	13	51	12	15	4	1	0	8	2	0	12	1	1	.333	.412
Nieves, Wil	.306	34	111	15	34	4	0	3	16	6	2	20	1	1	.336	.423
Pacheco, Jordan	.433	17	67	10	29	4	0	3	10	3	0	5	1	0	.479	.627
Pettit, Chris	.278	6	18	2	5	1	0	0	1	2	0	4	0	0	.350	.333
Roberts, Brandon	.282	82	238	44	67	15	3	0	25	22	1	25	13	4	.347	.370
Santos, Omir	.311	38	119	12	37	9	0	2	21	2	0	17	0	0	.320	.437
Tarleton, Dallas	.300	9	30	5	9	1	0	0	7	2	0	10	0	0	.344	.333
Tracy, Chad	.269	133	454	61	122	38	0	12	82	34	0	112	1	4	.324	.432
Tulowitzki, Troy	.353	6	17	2	6	1	0	2	4	1	0	4	0	0	.389	.765
Wheeler, Tim	.303	92	379	67	115	27	4	2	37	29	0	69	7	7	.357	.412
Wood, Brandon	.259	119	401	56	104	28	1	10	64	28	3	97	2	0	.313	.409
Team Total	.291	144	4991	808	1452	348	43	103	752	394	16	902	88	35	.344	.440

PITCHERS	W	L	ERA	G	GS	CG	SHO	SV	SVO	IP	H	R	ER	HR	HB	BB	IBB	SO	BK	WP	AVG
Bergmann, Jason	3	3	6.98	28	0	0	0	4	4	40.0	58	34	31	5	3	16	1	33	1	3	.339
Bibens-Dirkx, Austin	1	1	13.89	7	0	0	0	0	0	11.2	20	18	18	2	0	12	1	10	0	1	.392
Brooks, Ricky	0	4	9.00	14	4	0	0	0	0	32.0	46	36	32	6	0	19	0	20	0	2	.341
*Brothers, Rex	0	0	1.69	4	0	0	0	1	1	5.1	3	1	1	0	0	3	0	13	0	0	.167
*Cabrera, Edwar	3	1	3.41	6	6	1	0	0	0	31.2	26	18	12	6	2	12	0	39	1	1	.224
Chacin, Jhoulys	1	1	2.63	2	2	0	0	0	0	13.2	10	4	4	1	0	5	0	5	0	0	.208
Chatwood, Tyler	0	2	5.79	9	9	0	0	0	0	37.1	52	26	24	2	2	19	0	31	0	1	.327
*De La Rosa, Jorge	0	1	9.45	2	2	0	0	0	0	6.2	9	8	7	3	1	3	0	5	0	0	.310
Dodson, Stephen	3	3	4.26	30	0	0	0	0	0	38.0	52	23	18	0	1	15	3	22	0	6	.327
Ekstrom, Mike	3	1	2.53	43	0	0	0	1	3	57.0	47	17	16	0	3	18	2	57	0	1	.224
Escalona, Edgmer	3	3	2.93	32	0	0	0	5	6	40.0	37	18	13	2	1	17	0	40	1	3	.240
*Friedrich, Christian	2	1	3.00	5	5	1	0	0	0	30.0	23	12	10	1	1	4	0	27	0	0	.213
Gomez, Kennil	1	0	5.89	11	0	0	0	0	0	18.1	16	12	12	2	0	12	0	14	0	1	.229
Gomez, Leuris	1	0	0.00	1	0	0	0	0	0	2.0	2	0	0	0	0	0	0	2	0	0	.250
Gonzalez, Edgar	3	3	5.40	15	7	0	0	0	0	46.2	54	32	28	5	5	11	0	40	0	3	.284
Harris, Will	2	0	1.02	13	0	0	0	0	1	17.2	9	2	2	0	0	1	0	20	0	1	.145
Hynick, Brandon	1	2	7.29	5	4	0	0	0	0	21.0	31	17	17	2	0	6	0	14	0	0	.348
*Johnson, Tyler	0	1	7.15	8	0	0	0	0	1	11.1	13	9	9	0	1	11	0	6	0	7	.317
Junge, Eric	0	0	8.44	5	2	0	0	0	0	16.0	27	15	15	2	0	5	0	10	0	1	.375
Marquez, Jeff	1	0	6.75	2	0	0	0	0	1	2.2	5	2	2	1	0	2	0	2	0	1	.385
Marquez, Jeff	5	8	6.69	19	14	0	0	0	1	79.1	113	64	59	11	4	36	0	47	0	6	.331
*Merklinger, Dan	0	0	0.00	3	2	0	0	0	0	7.0	6	0	0	0	0	7	0	4	0	0	.250
Molleken, Dustin	3	0	5.18	40	0	0	0	1	2	48.2	58	33	28	5	5	18	2	36	1	4	.299
Moscato, Guillermo	8	6	6.13	18	18	0	0	0	0	98.1	127	68	67	14	0	26	0	85	0	4	.318
Ottavino, Adam	0	0	3.20	13	0	0	0	0	0	19.2	22	8	7	2	0	7	0	25	0	1	.268
*Outman, Josh	0	0	0.00	2	0	0	0	0	0	2.0	1	1	0	0	0	0	0	1	0	1	.167
*Pomeranz, Drew	4	4	2.51	9	9	0	0	0	0	46.2	52	23	13	2	0	20	0	46	0	0	.274
Putnam, Zach	3	4	4.15	49	0	0	0	12	17	60.2	73	35	28	5	1	27	3	49	0	5	.298
*Ring, Royce	0	0	1.17	11	0	0	0	0	0	7.2	6	1	1	1	0	3	0	7	0	1	.214
Riordan, Cory	3	3	4.88	13	9	0	0	1	1	55.1	61	32	30	3	0	9	0	37	0	3	.284
Scahill, Rob	9	11	5.68	29	29	1	0	0	0	152.0	168	109	96	11	7	74	0	159	0	8	.280
*Schmidt, Nick	7	3	5.68	12	11	0	0	0	0	65.0	80	45	41	5	3	31	0	47	1	2	.310
Sexton, Tim	0	0	6.00	1	0	0	0	0	0	3.0	4	2	2	0	0	1	0	1	0	0	.333
Simons, Zach	0	0	10.32	9	0	0	0	0	0	11.1	20	19	13	3	2	5	0	14	0	3	.377
Torres, Carlos	5	4	3.98	14	13	0	0	0	0	61.0	62	30	27	6	1	25	0	59	0	6	.265
*Torres, Joe	0	0	7.11	13	0	0	0	0	0	12.2	18	11	10	0	1	11	0	15	1	2	.333
Wells, Jared	0	0	5.96	19	0	0	0	0	0	22.2	29	16	15	3	0	16	0	18	0	3	.299
White, Alex	3	4	3.71	11	11	0	0	0	0	60.2	54	28	25	3	2	23	0	45	0	8	.238
Williamson, Joey	1	1	7.62	10	1	0	0	0	1	13.0	20	12	11	1	1	6	0	12	0	1	.351
Woods, Coty	1	2	7.40	23	0	0	0	11	13	20.2	34	18	17	4	1	11	1	13	0	2	.374
Team Total	75	69	5.06	144	144	3	4	36	51	1247	1435	795	701	108	44	511	13	1083	6	86	.289

KEY: * - left-handed pitcher

Tulsa Drillers (AA)



Duane Espy Development Supervisor



Espy will serve his first year as Tulsa's Development Supervisor, a leadership role that is highly responsible for the oversight and implementation of the Colorado Rockies development philosophies and practices...spent the last two seasons as the manager of the Double-A Tulsa Drillers...2011 marked a return to managing in the Texas League for Espy...Espy spent the previous three seasons as the hitting coach for High-A Modesto Nuts after spending all 2007 as the hitting coach for Rookie-level Casper...Espy spent four seasons as the Major League hitting coach on manager Clint Hurdle's staff...Duane spent 30 years in the Minor Leagues as a player, coach, manager and hitting instructor until being named Padres hitting coach two months into the 2000 season...served two and a half years as San Diego's Major League hitting coach before joining Colorado...began the 2000 season as manager of San Diego's Triple-A affiliate in Las Vegas before being named to his first big league coaching position on May 30...Espy was San Diego's Minor League hitting instructor the previous four seasons (1996-99)...after finishing his playing career in 1978, Duane joined the Brewers organization in 1979...took his first job with the Brewers' Midwest League entry, Burlington, in 1979 and after one year coached with the club's Cal League affiliate, Stockton, in 1981-82...joined the Giants organization in 1983 as a coach at Double-A Shreveport...following three seasons with Shreveport, Duane coached at Triple-A Phoenix in 1986-87...was given his first managerial position with Single-A San Jose in 1988...led them into the Cal League playoffs in his first season as a skipper and then again in 1989, earning him Cal League Manager of the Year honors...the Giants then appointed him skipper of the Triple-A club in Phoenix where he managed in 1990 and 1991 before becoming the club's coordinator of Minor League hitting in 1992...finished out his career in San Francisco's organization as the hitting instructor in Phoenix before joining the Padres...originally drafted by the Brewers in 1971, Espy played eight seasons of Minor League baseball...he and his wife, Lea, have a daughter, Jessica, and a son, Dean, who attends UCLA and is a member of the baseball team.



Kevin Riggs Manager



Riggs spends his second season with Tulsa and first as Manager...spent the 2011 season with Modesto where he tutored California League MVP Kent Matthes and Cal League RBI leader Nolan Arenado...Riggs served as the hitting coach for Single-A Asheville from 2009-10...tutored both South Atlantic League MVP Jordan Pacheco, as well as SAL batting champion Kiel Roling to breakout 2009 campaigns in his initial season with the Tourists...also oversaw the development of 2008 SAL MVP Darin Holcomb...prior to his time with Asheville, Riggs was the hitting coach of the Casper Ghosts from 2007-08...Riggs spent nine years playing professional baseball prior to joining the Rockies organization...during his playing career he spent time with four different Major League affiliates (Cincinnati Reds, Milwaukee Brewers, New York Yankees, and the Cleveland Indians), posting a .300 career average in 528 Minor League contests...he also played a season in China for the China Trust Whales where he was later named the league's MVP...he and his wife, JoAnna, two sons, Taylor and Kevin Jr., reside in Phoenix, AZ.


Farm System



Darryl Scott Pitching Coach



Scott begins his third season as the pitching coach for Modesto...2009 was Scott's first in the organization, and he spent the season as the pitching coach for Tri-City...Scott moved into coaching in 2009 after an 11 year professional playing career...played in the Rockies Organization in 1995 and 2000, both in Colorado Springs...was a part of the 1995 Pacific Coast League Championship Sky Sox team...originally signed with the California Angels in 1990 as an undrafted free agent...made his Major League debut May 31, 1993 with the Angels against the eventual World Series champs that season, the Toronto Blue Jays, tossing a scoreless inning...spent time with six organizations over his 11 year career; the Angels, Rockies, Indians, Phillies, Expos and Diamondbacks...also spent time playing professionally in Japan and Venezuela...he and his wife Liz have three boys, Casey, Ryan and Christopher...played college baseball at Loyola Marymount University, earning a degree in Psychology.



Darin Everson Hitting Coach



Joins the Rockies as the Tulsa Hitting Coach after two seasons as manager for the Washington Wild Things of the Independent Frontier League...Everson was part of the Florida Marlins organization for four years, serving most recently as field manager with the Greensboro Grasshoppers of the Class-A South Atlantic League during the 2009 season...in 2007 and 2008, he served as field manager of the Jamestown Jammers of the New York-Penn League...he first joined the Marlins organization as the hitting coach for the Florida State League's Jupiter Hammerheads in 2006...prior to his professional coaching career, Everson served as an associate scout for the Baltimore Orioles from 2003 to 2004...Everson played minor league baseball for seven years, beginning his professional career in the Frontier League's inaugural season in 1993 with the Ohio Valley Redcoats.

TULSA 2012 FINAL STATISTICS

BATTERS	AVG	G	AB	R	H	2B	3B	HR	RBI	BB	IBB	SO	SB	CS	OBP	SLG
Arenado, Nolan	.285	134	516	55	147	36	1	12	56	39	5	58	0	2	.337	.428
Cesario, Jimmy	.245	59	192	26	47	9	1	5	23	9	0	32	2	1	.291	.380
Crousset, Juan	.235	7	17	1	4	1	0	0	2	2	0	7	0	0	.316	.294
Davis, Lars	.287	90	307	34	88	12	0	9	43	22	3	75	1	0	.340	.414
Dickerson, Corey	.274	67	266	40	73	16	3	13	38	18	1	51	7	3	.322	.504
Giambi, Jason	.429	3	7	1	3	0	0	0	1	1	0	2	0	0	.500	.429
Gonzalez, Jose	.230	51	174	20	40	7	0	1	12	11	0	40	1	2	.282	.287
Herrera, Jonathan	.176	5	17	2	3	0	0	1	1	0	0	0	0	0	.176	.353
Matthes, Kent	.214	94	336	44	72	18	2	17	40	22	2	80	6	2	.273	.432
Mitchell, Michael	.236	127	462	41	109	14	4	4	33	19	1	95	22	13	.274	.310
Nina, Angelys	.269	118	412	45	111	19	2	6	52	27	1	67	9	4	.315	.369
Paulsen, Ben	.255	120	436	58	111	18	3	13	53	37	3	113	1	4	.314	.399
Pettit, Chris	.293	19	58	11	17	4	0	3	8	3	0	18	1	0	.323	.517
Roling, Kiel	.261	84	268	38	70	15	0	13	48	21	0	77	1	1	.313	.463
Rutledge, Josh	.306	87	356	57	109	27	3	13	35	14	1	69	14	4	.338	.508
Schaeffer, Warren	.189	80	228	21	43	7	0	1	15	10	0	55	2	0	.250	.232
Torres, Tim	.226	101	292	42	66	15	2	3	23	45	4	87	14	4	.331	.322
Tulowitzki, Troy	.300	3	10	1	3	1	0	1	2	0	0	2	0	0	.300	.700
Zuanich, Mike	.233	60	189	20	44	6	0	7	24	20	1	57	1	1	.324	.376
Team Total	.252	139	4645	562	1171	226	21	122	511	329	22	1029	82	41	.307	.389

PITCHERS	W	L	ERA	G	GS	CG	SHO	SV	SVO	IP	H	R	ER	HR	HB	BB	IBB	SO	BK	WP	AVG
* Cabrera, Edwar	8	4	2.94	15	15	0	0	0	0	98.0	65	35	32	15	3	23	1	82	2	3	.186
Chacin, Jhoulys	0	1	6.00	2	2	0	0	0	0	9.0	9	6	6	1	0	2	0	7	0	0	.257
Chatwood, Tyler	1	1	3.00	4	4	0	0	0	0	24.0	17	9	8	2	0	7	0	22	0	7	.198
* De La Rosa, Jorge	0	0	9.00	2	2	0	0	0	0	5.0	8	5	5	0	0	3	0	5	0	1	.381
Frazier, Parker	5	14	3.88	27	27	0	0	0	0	167.0	182	79	72	19	8	40	2	93	0	6	.285
Gardner, Joe	8	8	3.97	28	23	0	0	1	1	138.1	129	68	61	13	12	39	3	99	1	9	.244
Harris, Will	2	1	2.62	31	0	0	0	1	1	34.1	26	12	10	2	1	12	0	46	0	1	.205
Houston, Dan	10	10	3.74	27	27	0	0	0	0	161.1	174	75	67	16	13	38	0	96	0	9	.279
Hynick, Brandon	7	3	2.11	12	12	0	0	0	0	81.0	70	21	19	6	1	18	0	51	1	2	.232
Jacobson, Brett	0	0	9.64	5	0	0	0	0	0	4.2	7	5	5	1	1	7	0	10	0	3	.350
* Johnson, Tyler	0	0	8.44	5	0	0	0	0	1	5.1	9	6	5	0	1	3	1	8	0	0	.375
Marbry, Michael	4	2	4.02	49	0	0	0	0	4	65.0	62	31	29	10	4	20	1	35	0	7	.248
* Outman, Josh	2	5	3.63	14	11	0	0	0	0	69.1	64	32	28	4	3	30	0	71	0	9	.252
* Pomeranz, Drew	0	0	0.00	1	1	0	0	0	0	4.0	4	0	0	0	1	1	0	4	0	1	.235
* Ring, Royce	1	0	1.08	9	0	0	0	0	1	8.1	6	1	1	1	0	2	0	6	0	0	.200
Riordan, Cory	3	2	3.66	20	1	0	0	0	1	39.1	40	17	16	6	0	8	0	29	0	1	.272
* Schmidt, Nick	5	3	3.29	14	14	0	0	0	0	82.0	74	31	30	9	5	15	0	73	0	1	.239
Sexton, Tim	3	1	5.26	19	0	0	0	0	1	25.2	25	16	15	3	0	5	0	28	0	1	.260
Sexton, Tim	4	1	4.78	23	0	0	0	0	1	32.0	33	19	17	3	0	7	0	33	0	1	.270
Simons, Zach	5	2	1.93	33	0	0	0	0	1	46.2	32	11	10	4	0	24	1	33	0	3	.204
Solbach, Michael	0	0	0.00	10	0	0	0	2	2	8.1	2	0	0	0	0	3	0	9	0	0	.074
Sullivan, Josh	1	2	2.76	60	0	0	0	17	19	62.0	56	27	19	3	5	24	0	63	1	11	.241
* Torres, Joe	4	0	2.35	17	0	0	0	1	3	15.1	12	5	4	2	0	6	1	21	0	3	.226
Torres, Tim	0	0	36.00	1	0	0	0	0	0	1.0	4	4	4	2	1	1	0	0	0	1	.571
Williamson, Joey	3	2	1.87	36	0	0	0	1	2	43.1	36	13	9	1	7	24	1	53	0	7	.228
Woods, Coty	3	2	0.76	38	0	0	0	16	18	35.2	26	4	3	1	0	8	1	34	0	0	.205
Yacko, Kurt	0	1	15.43	2	0	0	0	0	0	2.1	3	4	4	1	0	2	0	4	0	1	.333
Team Total	75	64	3.36	139	139	0	7	39	55	1236.1	1142	517	462	122	66	365	12	982	5	87	.247

KEY: * - left-handed pitcher

BASEBALL AMERICA'S TOP 30 ROCKIES PROSPECTS, 2013

Rk.	Player	Pos.	Rk.	Player	Pos.	Rk.	Player	Pos.
1	Nolan Arenado	INF	11	Tim Wheeler	OF	21	Will Swanner	C
2	David Dahl	OF	12	Rob Scahill	RHP	22	Danny Rosenbaum	LHP
3	Trevor Story	INF	13	Corey Dickerson	OF	23	Harold Riggins	INF
4	Kyle Parker	OF	14	Tom Murphy	C	24	Seth Willoughby	RHP
5	Chad Bettis	RHP	15	Rafeal Ortega	OF	25	Max White	OF
6	Eddie Butler	RHP	16	Kent Matthes	OF	26	Ryan Warner	RHP
7	Tyler Anderson	LHP	17	Edwar Cabrera	LHP	27	Wilfredo Rodriguez	C
8	Tyler Matzek	LHP	18	Josh Sullivan	RHP	28	Christian Bergman	RHP
9	Jayson Aquino	LHP	19	Cristhian Adames	INF	29	Peter Tago	RHP
10	Ryan Wheeler	INF/OF	20	Julian Yan	OF	30	Parker Frazier	RHP



Modesto Nuts (High-A)



Fred Nelson Development Supervisor



Nelson enters the 2013 season, his first with the Rockies, as Modesto's Development Supervisor after spending 27 seasons in the Astros organization, where he has served in a variety of roles most recently as director of player development...was also director of professional scouting, director of minor league operations, special assistant to the general manager, Major League and professional scout, and also as an advance scout...Fred also served as assistant director of player development with the Chicago White Sox in 1985 before moving to Houston...managed three seasons at Niagara Falls in the New York-Penn League from 1982-84.

A native of Phoenix, Ariz., Fred earned his bachelor's and master's degrees from Arizona State University, where he was an All-American infielder and a member of the 1967 national championship team.



Lenn Sakata Manager



Sakata returns for his second season as Single-A Modesto's Manager...Sakata came to the Rockies in 2011 after spending two seasons in Japan as a Minor League coach...was last in the U.S. Minor Leagues in the Giants organization as a manager from 1999-2007...began with Single-A San Jose (1999, 2001, 2004-2007), then on to Single-A Bakersfield (2000) and Triple-A Fresno (2002)...while with the Giants, Lenn managed San Jose to three league championships (2001, 2005 & 2007), was named California League Manager of the Year in 2005 and *Baseball America* High-A Manager of the Year in 2005 and 2006...prior to that, Sakata was the Minor League manager and a Major League coach for the Pacific League Chiba Lotte Marines in Japan from 1995-

1998, and returned as the Minor League manager for the 2008 and 2009 seasons...from 1991-1994 he served as the Triple-A hitting coach for the then California Angels and previously to that was with the Oakland A's from 1988 to 1990, serving as manager of Single-A Southern Oregon in 1988 when he was named the Northwest League Manager of the Year...he played 13 professional seasons, from 1975 to 1987, including eleven seasons in the Major Leagues with Milwaukee (1977-79), Baltimore (1980-85), Oakland (1986) and the New York Yankees (1987)...was a member of the 1983 World Champion Baltimore Orioles...Sakata was a .230 career hitter over his eleven Major League seasons...Lenn has two grown children Ryan & Erin, and he and his wife, Shane, make their home in Honolulu, Hawaii.

SAKATA'S MANAGERIAL RECORD

Year	Club	League	W	L	Pct.	Finish	Postseason
1988	Southern Oregon	Northwest (A)	46	30	.605	1st/South	Lost in Finals
1999	San Jose	California (A)	75	65	.536	3rd/North	None
2000	Bakersfield	California (A)	80	60	.571	1st/North	Lost in First Round
2001	San Jose	California (A)	77	63	.550	1st/North	Co-CL Champions (due to 9/11 cancelation)
2002	Fresno	Pacific Coast (AAA)	57	87	.396	4th/South	None
2004	San Jose	California (A)	74	66	.529	2nd/North	Lost in Semi-Finals
2005	San Jose	California (A)	85	55	.607	1st/North	CAL League Champions
2006	San Jose	California (A)	82	58	.586	1st/North	Lost in Division Finals
2007	San Jose	California (A)	73	67	.521	3rd/North	CAL League Champions
2012	Modesto	California (A)	73	67	.521	2nd/North	Lost in CAL League Championships
TOTALS			722	618	.539		

Farm System



Dave Burba Pitching Coach



Burba enters his first season as the Pitching Coach for Modesto after spending two seasons as the Short-Season-A Tri-City pitching coach...he made the transition to coaching with the Dust Devils in 2011 after being a former Major League pitcher of 19 seasons in professional baseball, including 15 seasons in the Major Leagues with Seattle (1990-91), San Francisco (1992-95, 2004), Cincinnati (1995-97), Cleveland (1998-2001, 2002), Texas (2002) and Milwaukee (2003-04)...Burba compiled a career record of 115-87 with a 4.49 ERA (1777.2 ip, 886 er), 762 walks and 1,398 strikeouts in 511 Major League games...Burba owned a career 3-0 record in the post-

season...he graduated from Ohio State University and was drafted with the first pick in the 2nd round by the Seattle Mariners in the 1987 June Draft.



Jon Stone Coach



Stone begins his second season as the hitting coach for Modesto, his sixth season in the Rockies organization...prior to current position, Stone spent three seasons as hitting coach of the Rockies Rookie Level squad...Stone began his coaching career in 2007 seasons as assistant to manager Jerry Weinstein of the High-A Modesto Nuts...he also coached for the Nuts in 2008...Stone played six years of professional baseball, originally selected by the San Diego Padres in the 39th round of the 1998 June Draft...played college baseball at Sacramento City College and was the starting catcher on consecutive California State Junior College Championship

teams (1998-99)...he and his wife, Athena, along with their two daughters, Kylee and Samantha, and son, Mack, reside in Lodi, CA.



MODESTO 2012 FINAL STATISTICS

BATTERS	AVG	G	AB	R	H	2B	3B	HR	RBI	BB	IBB	SO	SB	CS	OBP	SLG
Adames, Cristhian	.280	115	418	59	117	21	7	2	54	47	1	82	4	2	.352	.378
Beuerlein, Drew	.400	3	10	4	4	2	0	1	2	1	0	1	0	0	.455	.900
Clark, Jared	.236	122	432	76	102	27	0	24	95	89	0	128	2	2	.369	.465
Cleary Jr., Delta	.277	57	253	42	70	11	3	2	32	19	1	56	9	6	.322	.368
Crousset, Juan	.289	79	304	53	88	18	4	10	49	26	0	72	4	1	.346	.474
Dickerson, Corey	.338	60	240	43	81	24	4	9	43	25	5	42	9	5	.396	.583
Frawley, Casey	.158	8	38	7	6	2	0	1	5	3	0	7	0	0	.220	.289
Garneau, Dustin	.243	86	300	35	73	18	3	6	29	40	0	41	2	3	.332	.383
Gomez, Hector	.375	3	8	2	3	0	1	0	3	2	0	4	1	0	.500	.625
Langfels, Jayson	.280	81	275	44	77	16	6	4	51	29	0	82	5	3	.362	.425
Laurent, Chandler	.177	48	164	22	29	11	2	1	23	17	0	65	8	4	.254	.287
Massanari, Bryce	.232	26	95	13	22	5	0	2	15	6	0	39	0	0	.302	.347
Ortega, Rafael	.283	114	495	81	140	23	8	8	60	46	1	93	36	18	.344	.410
Parker, Kyle	.308	102	390	86	120	18	6	23	73	66	1	88	1	2	.415	.562
Ramirez, Michael	.214	4	14	0	3	1	0	0	1	1	0	4	1	0	.313	.286
Robinson, Scott	.152	11	33	3	5	0	1	0	0	2	0	11	3	2	.243	.212
Smalling, Timothy	.274	68	259	38	71	14	4	2	33	28	1	53	5	1	.344	.382
Tanos, Brett	.275	111	403	75	111	22	5	6	51	78	0	81	10	6	.395	.400
Tarleton, Dallas	.279	58	222	32	62	13	3	6	29	24	1	58	0	0	.349	.446
Tracy, Mark	.264	41	163	24	43	12	0	6	24	11	1	45	1	1	.310	.448
Velazquez, Helder	.252	80	250	32	63	17	0	7	39	15	0	58	4	2	.311	.404
Wong, Joey	.247	24	89	11	22	3	1	1	15	6	0	14	0	2	.313	.337
Team Total	.270	140	4855	782	1312	278	58	121	726	581	12	1124	105	60	.351	.426

PITCHERS	W	L	ERA	G	GS	CG	SHO	SV	SVO	IP	H	R	ER	HR	HB	BB	IBB	SO	BK	WP	AVG
*Bennigson, Craig	0	3	4.91	40	2	0	0	2	2	77	87	46	42	8	0	20	0	55	0	2	0.282
Bergman, Christian	16	5	3.65	27	27	0	0	0	0	162.2	161	73	66	16	3	37	0	121	0	4	0.259
Chacin, Jhoulys	0	1	19.29	1	1	0	0	0	0	2.1	7	5	5	0	0	0	0	1	0	0	0.583
Clark, Jared	1	0	0.00	1	0	0	0	0	0	3	1	0	0	0	0	0	0	0	0	0	0.100
*De La Rosa, Jorge	0	0	4.76	2	2	0	0	0	0	5.2	7	4	3	0	0	3	0	7	0	0	0.292
*Froneberger, Isaiah	7	4	2.84	53	0	0	0	10	12	76	67	26	24	1	2	39	2	78	1	8	0.240
Gomez, Kennil	4	5	5.97	14	14	0	0	0	0	66.1	85	52	44	10	3	28	0	32	0	6	0.320
Gomez, Leuris	4	5	5.14	22	16	0	0	1	1	98	103	63	56	12	3	35	0	97	0	8	0.270
Gonzalez, Juan	6	13	6.03	27	26	1	0	0	0	134.1	178	109	90	12	9	54	0	96	3	11	0.328
Guthrie, Jeremy	0	0	0.00	1	1	0	0	0	0	4	3	0	0	0	0	1	0	4	0	0	0.200
*Hungerman, Josh	0	0	5.73	6	0	0	0	0	0	11	15	12	7	0	1	10	0	7	0	0	0.326
Hynick, Brandon	1	2	3.74	5	5	0	0	0	0	33.2	25	16	14	1	1	1	0	22	0	1	0.198
Jorgenson, Adam	1	0	1.86	31	0	0	0	16	18	29	23	8	6	1	1	7	0	41	0	5	0.205
Kern, Bruce	0	0	0.00	2	0	0	0	1	1	1.2	1	0	0	0	0	0	0	4	0	0	0.167
*Matzek, Tyler	6	8	4.62	28	28	0	0	0	0	142.1	134	85	73	7	5	95	0	153	0	9	0.246
Mueller, Josh	5	1	3.18	12	8	0	0	1	1	51	47	18	18	3	2	21	0	36	0	3	0.254
*Outman, Josh	0	0	0.00	1	1	0	0	0	0	1	0	0	0	0	0	0	0	1	0	0	0.000
*Padilla, Roberto	3	1	4.87	8	1	0	0	0	0	20.1	28	11	11	3	2	14	0	6	0	1	0.333
Parker, Geoff	1	0	3.46	9	0	0	0	0	0	13	11	6	5	2	0	3	0	12	0	0	0.224
Perez, Juan	1	0	10.50	6	0	0	0	0	0	6	8	7	7	2	0	7	0	3	0	1	0.308
Rankin, William	0	0	2.70	4	0	0	0	0	0	6.2	6	2	2	0	0	4	0	7	0	2	0.250
Rose, Chad	4	7	4.26	54	0	0	0	0	6	74	60	45	35	6	2	44	2	80	0	12	0.220
Schnaitmann, Nick	5	4	3.92	52	0	0	0	1	5	85	87	42	37	5	3	39	0	65	0	10	0.272
*Sitton, Kraig	1	2	3.08	41	0	0	0	0	1	49.2	62	26	17	4	1	17	0	22	0	4	0.315
Slaats, Joshua	1	2	7.91	8	8	0	0	0	0	33	45	30	29	4	4	25	0	32	1	8	0.336
Solbach, Michael	0	0	0.00	7	0	0	0	1	1	7.2	4	0	0	0	0	2	0	9	0	3	0.148
Velazquez, Helder	0	0	0	1	0	0	0	0	0	0.1	0	0	0	0	0	0	0	0	0	0	0
Wolford, Michael	0	0	2.45	2	0	0	0	0	0	3.2	3	1	1	0	0	3	0	0	0	1	0.25
Yacko, Kurt	6	4	3.64	45	0	0	0	1	5	59.1	68	24	24	7	1	14	0	50	1	2	0.293
Team Total	73	67	4.39	140	140	1	7	34	53	1257.2	1326	711	613	104	43	523	4	1041	6	101	0.273

KEY: * - left-handed pitcher

ROCKIES SINGLE-SEASON MINOR LEAGUE RECORDS

BATTING AVERAGE (250 AB)

.381	Corey Wimberly	2005
.379	David Dahl	2012
.366	Garrett Atkins	2004

TRIPLES

14	Chone Figgins	2000
14	Carlos Mendoza	2000
12	(4) Players Tied	

ERA (100 IP)

1.89	Bryan Rekar	1995
2.03	Jhoulys Chacin	2008
2.03	Mike Kusiewicz	1995

RUNS SCORED

118	Eric Young Jr.	2009
118	Jeff Salazar	2004
113	Eric Young Jr.	2007

HOME RUNS

41	J.R. Phillips	1999
38	Joe Koshansky	2005
36	Phil Hiatt	2000

WINS

18	Jhoulys Chacin	2008
17	Keith Weiser	2007
17	Juan Acevedo	1994

HITS

187	Juan Pierre	1999
180	Neifi Perez	1996
175	Clint Barnes	2004

RBI

122	Nolan Arenado	2011
121	Joe Koshansky	2008
120	Andy Tracy	2004
115	Derrick Gibson	1995
115	Joe Koshansky	2005

STRIKEOUTS

217	Edwar Cabrera	2011
215	Josh Kalinowski	1998
214	Scott Shoemaker	1997
196	Jeff Francis	2004

DOUBLES

47	Christian Colonel	2007
46	Darin Holcomb	2008
46	Jayson Nix	2003
46	Ryan Spilborghs	2005
46	Seth Smith	2006

STOLEN BASES

87	Eric Young Jr.	2006
81	Bernard Hutchinson	1997
73	Eric Young Jr.	2007
73	Everth Cabrera	2008

APPEARANCES

65	Jim Miller	2011
64	Jim Miller	2005
63	Jentry Beckstead	2003
63	Matt Daley	2008

Asheville Tourists (A)



Marv Foley Development Supervisor



Marv Foley begins his 11th year with the Rockies and his first as a Development Supervisor...spent the previous six seasons as the Roving Catching Coordinator...the 59-year-old also managed the Rockies' Triple-A farm club for two seasons...Foley managed 16 seasons in the minor leagues posting a 1,112-1,051 all-time record (.514)...he earned his 1,000th victory on June 12, 2004...Foley was a member of the Orioles organization for seven seasons (1995-2001), including five of those as the club's Triple-A skipper...in 1997, he led Rochester to the International League title, becoming the first and only manager to win championships in each of the three Triple-A leagues...with only two leagues currently in existence, the feat may not be repeated...was named International League Manager of the Year by The Sporting News and USA Today/Baseball Weekly in 1997...was Baltimore's Major League first-base coach in 1999 and roving catching instructor in 2001...was the Cubs' bullpen coach in 1994 after managing seven years in the minors...began his coaching career as a player/coach in the White Sox chain for Buffalo in 1985-86...his first full-season managerial duties came with Peninsula in 1987...a former catcher, Marv played 12 seasons professionally, including stints in the Majors with the White Sox (1979-80, '82) and Rangers (1984)...he and his wife, Barbara, and daughters, Stasha and Briana, reside in Sarasota, Florida.



Fred Ocasio Manager



Fred Ocasio begins his 17th season with the Rockies organization, his seventh as the manager of the Dust Devils after taking over the helm in 2006 for Darron Cox...in his five seasons, Ocasio has guided the Dust Devils to a 232-224 overall record...most recently in 2011, Ocasio led the Dust Devils to the final game of the Northwest League Championship series but lost 9-2 in the final, dropping the series 2-games-to-1 to Vancouver...in 2009 he also led the Dust Devils to the Northwest League Championship Series...Tri-City won the East Division with a 47-29 record and played Salem-Keizer in the NWL Championship Series...the 47-29 mark represents the best record in Tri-City history...prior to his managerial stint, Ocasio spent five seasons as the hitting coach for the Dust Devils...he joined the coaching ranks with the Tucson Rockies (R) in 1998...after two years, he moved to High-A Salem in 2000 before settling at Tri-City in 2001...the former infielder specializes in infield instruction for the young members of the farm system...being bilingual, he is also a valuable teacher for Latin American players and he's coached in the Dominican Republic Instructional League for six years...Ocasio played for the organization from 1994-95 at Single-A Asheville...he hit .308 in 14 games during the 1995 season and .320 in 41 contests in 1994...is a 1996 graduate of Oklahoma State with a degree in education...he and his wife Patricia have two sons, Angel and Leonardo, and make their off-season home in Tucson, AZ.

OCASIO'S MANAGERIAL RECORD

Year	Club	League	W	L	Pct.	Finish	Postseason
2006	Tri-City	Northwest (A)	38	38	.500	2nd	None
2007	Tri-City	Northwest (A)	37	39	.487	1st	Lost to Salem-Keizer in Championship Series
2008	Tri-City	Northwest (A)	36	40	.474	2nd	None
2009	Tri-City	Northwest (A)	47	29	.618	1st	Lost to Salem-Keizer in Championship Series
2010	Tri-City	Northwest (A)	30	46	.395	4th	None
2011	Tri-City	Northwest (A)	44	32	.579	1st	Lost to Vancouver in Championship Series
2012	Tri-City	Northwest (A)	32	44	.421	3rd	None
TOTALS			264	268	.496		

Farm System



Joey Eischen Pitching Coach



Eischen will spend his third season with Single-A Asheville...he was promoted to be the pitching coach at Asheville in 2011 after serving 2010 as the pitching coach at Short-Season Tri-City...2010 was Eischen's first season in coaching...he is made the transition to coaching after playing 17 seasons in professional baseball from 1989-2006...Eischen pitched in Major League Baseball for parts of 10 seasons with Montreal (1994, 2001-04), the Los Angeles Dodgers (1995-96), Detroit (1996), Cincinnati (1997) and Washington (2005-06)...the left-hander, who made all 324 of his career Major League appearances as a reliever, retired with a record of 11-9 and a 3.67 ERA (296.1 ip, 121 er)...his 1.34 ERA in 2002 with Montreal was the second-lowest in the Majors among relief pitchers...Eischen was originally drafted by the Texas Rangers in the 4th round of the 1989 June Draft...Joey and his wife Nicole, along with their two children Joseph and Jayden, reside in Lithia, FL.



Mike Devereaux Coach



Devereaux enters his second season in the Rockies organization after spending the previous two seasons in the Orioles organization as a field coach at Single-A Frederick and Single-A Delmarva in his first season as a professional coach in 2010...the Casper, WY native played 12 seasons in the big leagues with Baltimore, Los Angeles (NL), Chicago (AL), Atlanta and Texas, appearing in 1,086 games...finished seventh in the MVP balloting in 1992 for the Orioles as he batted .276 with 24 homers and 107 RBI...was MVP of the 1995 NLCS for Atlanta...was a Pacific Coast League All-Star in 1988 for Albuquerque...made his Major League debut 9/2/87 and singled off Philadelphia's Don Carman in his first at-bat...in his first professional season (1985), was named to the Pioneer League All-Star team...was originally selected in the fifth round of the 1985 June Draft by the Los Angeles Dodgers...played three seasons at Arizona State University, where he teamed in the outfield with Oddibe McDowell and Barry Bonds to lead the Sun Devils to a runner-up finish at the College World Series in 1984...appeared on an episode of 'The Young and the Restless' in 1993...Mike has two daughters, Marisa and Miann and he resides in Pinellas Park, FL.



ASHEVILLE 2012 FINAL STATISTICS

BATTERS	AVG	G	AB	R	H	2B	3B	HR	RBI	BB	IBB	SO	SB	CS	OBP	SLG
Beuerlein, Drew	.000	5	16	0	0	0	0	0	0	1	0	6	0	0	.111	.000
Casteel, Ryan	.279	71	251	28	70	24	2	2	28	19	0	44	6	2	.332	.414
Cleary Jr., Delta	.304	60	237	47	72	13	2	4	35	30	1	43	14	7	.389	.426
Featherston, Taylor	.299	105	378	75	113	30	4	12	53	53	0	87	15	4	.393	.495
Herrera, Rosell	.202	63	213	22	43	8	2	1	26	21	0	49	6	3	.271	.272
Humphries, Brian	.287	115	436	79	125	27	6	2	55	36	0	70	9	6	.338	.390
Kandilas, David	.266	83	278	47	74	22	2	4	49	38	1	54	19	3	.360	.403
Laurent, Chandler	.188	13	48	3	9	2	1	1	4	3	0	20	0	2	.231	.333
Massey, Tyler	.292	104	394	72	115	21	3	10	71	35	0	77	22	7	.350	.437
Mende, Samuel	.281	112	430	76	121	38	3	12	68	29	1	91	23	8	.340	.467
Ribera, Jordan	.280	65	250	38	70	23	4	10	48	19	0	62	0	1	.331	.524
Riggins, Harold	.302	87	328	63	99	23	0	19	76	37	0	104	8	5	.388	.546
Rivera, Jose	.257	65	210	29	54	14	1	2	30	12	0	21	2	4	.311	.362
Simon, Jared	.266	114	413	70	110	23	1	14	58	34	0	113	5	3	.342	.429
Story, Trevor	.277	122	477	96	132	43	6	18	63	60	0	121	15	3	.367	.505
Swanner, William	.302	88	325	60	98	24	1	16	61	38	0	101	3	2	.385	.529
Wong, Joey	.250	14	56	7	14	0	4	0	4	4	0	11	2	2	.300	.393
Team Total	.278	140	4740	812	1319	335	42	127	729	469	3	1074	149	62	.351	.447

PITCHERS	W	L	ERA	G	GS	CG	SHO	SV	SVO	IP	H	R	ER	HR	HB	BB	IBB	SO	BK	WP	AVG
Alsup, Ben	14	5	3.63	24	24	1	1	0	0	156	150	68	63	9	8	46	0	90	0	7	0.255
* Anderson, Tyler	12	3	2.47	20	20	2	1	0	0	120.1	102	43	33	5	3	28	0	81	1	5	0.232
* Bennigson, Craig	0	0	1.23	3	0	0	0	0	0	7.1	3	1	1	0	0	2	0	5	0	0	0.125
Brewer, Russell	1	3	2.09	47	0	0	0	3	4	60.1	38	19	14	5	3	15	0	76	0	1	0.175
Gagnon, Tyler	0	0	2.6	7	2	0	0	1	1	17.1	13	5	5	1	0	8	0	13	0	0	0.206
Gillingham, Alex	6	8	3.66	19	19	1	0	0	0	123	122	58	50	5	15	28	0	83	2	4	0.26
Gonzalez, Nelson	8	4	4.12	51	0	0	0	4	10	63.1	66	38	29	3	6	25	0	63	1	6	0.269
Hernandez, Jefri	5	1	4.42	53	0	0	0	21	24	59	68	32	29	1	4	17	2	32	0	11	0.292
Jensen, Chris	12	3	4.28	25	25	0	0	0	0	145	148	81	69	14	7	50	0	95	0	10	0.262
Mayo, Vianney	4	7	4.78	19	19	1	1	0	0	96	101	61	51	10	2	36	0	73	1	14	0.269
Parker, Geoff	4	3	4.02	28	5	0	0	1	1	56	46	27	25	8	6	21	0	53	1	6	0.22
Perez, Juan	0	0	0	2	0	0	0	0	0	2	0	0	0	0	0	0	0	0	0	0	0.25
Rankin, William	1	1	2.2	15	0	0	0	0	1	16.1	10	4	4	1	1	5	0	9	0	0	0.185
Reid, Taylor	2	0	10.71	14	0	0	0	0	0	19.1	27	26	23	4	4	17	0	9	0	3	0.321
* Roberts, Kenneth	4	1	1.85	50	0	0	0	0	1	68	53	16	14	4	3	9	0	56	0	7	0.211
Suarez, Rafael	2	2	5.4	29	1	0	0	0	0	46.2	61	31	28	5	1	12	0	30	1	6	0.31
Willoughby, Seth	0	0	3	3	0	0	0	0	0	3	4	1	1	0	0	0	0	3	0	0	0.333
Winkler, Daniel	11	10	4.46	25	25	0	0	0	0	145.1	152	80	72	16	22	47	0	136	1	4	0.269
Wolford, Michael	2	1	3.63	12	0	0	0	0	1	17.1	16	10	7	1	1	4	0	8	0	1	0.25
Team Total	88	52	3.82	140	140	5	8	30	43	1221.2	1182	601	518	92	86	370	2	915	8	85	0.253


KEY: * - left-handed pitcher

BASEBALL AMERICA'S NO. 1 PROSPECTS, ROCKIES HISTORY

Year	Player	Position
1993-94	David Neid	Right-Handed Pitcher
1994-95	John Burke	Right-Handed Pitcher
1995-96	Doug Million	Left-Handed Pitcher
1996-97	Derrick Gibson	Outfielder
1997-98	Todd Helton	First Baseman
1998-99	Todd Helton	First Baseman
1999-2000	Choo Freeman	Outfielder
2000-01	Chin-hui Tsao	Right-Handed Pitcher
2001-02	Chin-hui Tsao	Right-Handed Pitcher
2002-03	Aaron Cook	Right-Handed Pitcher
2003-04	Chin-hui Tsao	Right-Handed Pitcher
2004-05	Ian Stewart	Third Baseman
2005-06	Ian Stewart	Third Baseman
2006-07	Troy Tulowitzki	Shortstop
2007-08	Franklin Morales	Left-Handed Pitcher
2008-09	Dexter Fowler	Outfielder
2009-10	Tyler Matzek	Left-Handed Pitcher
2010-11	Tyler Matzek	Left-Handed Pitcher
2011-12	Drew Pomeranz	Left-Handed Pitcher
2012-13	Nolan Arenado	Third Baseman



Tri-City Dust Devils (Short-A)



Ron Gideon Development Supervisor




Ron Gideon begins his 17th season in the Rockies farm system and first as a Development Supervisor after serving five seasons as the Roving Field Coordinator...Gideon was also the Manager of Double-A Tulsa from mid-season in 2009 through 2010...he has 15 seasons of managerial experience and owns a 753-809 (.482) record, including a 653-699 (.483) mark in 12 years with the Rockies organization...he spent the 2000 and 2001 seasons with Double-A Carolina...in 1999, he managed High A Salem to a .500 record (69-69), best in the organization that summer...Gideon managed Asheville (A) in 1997-98 and Portland in 1996...prior to joining the Rockies, he spent 10 years in the Mets organization, including five as a player...before becoming a manager, he coached at Binghamton and St. Lucie...Ron's professional playing career began in 1984 when the Phillies made him their first selection in the secondary phase of the June draft...he played two seasons in the Phillies system before being traded to the Mets in 1986...was a two-time All-American at Panola Junior College...Ron and his wife, Kim, have two daughters, Shelby and Bailey, and a son, Ronnie, Jr., and make their offseason home in Hallsville, Texas.



Drew Saylor Manager



Saylor begins his first season as the Manager of the Tri-City Dust Devils and second with the Rockies organization...Saylor was a member of the University of Akron baseball staff as an assistant coach in 2011 and spent the 2009 and 2010 seasons as an assistant coach with Cleveland State University...prior to coaching, Saylor played primarily second base for five seasons in the Minor Leagues with the Astros and Marlins organizations...the Wadsworth, OH native was originally selected in the 13th round of the 2006 First-Year Player Draft by the Marlins out of Kent State...Saylor played his first two seasons collegiately at the University of Cincinnati before transferring to Kent State for his final two seasons...in his senior season he earned First-Team All-Mid American Conference and was a First-Team All-American by Louisville Slugger...Drew, wife, Amanda, and son, Jackson Jeffrey (12/29/11) reside in Medina, OH.



Frank Gonzales Pitching Coach



Frank Gonzales joins the Rockies as the Tri-City Pitching Coach...Gonzales is a La Junta, CO native and former professional baseball player who spent the majority of his eight-year professional career in the Detroit Tigers organization...Gonzales has spent the last four years (2009-2012) as the Head Baseball Coach at Fort Collins High School...He played collegiately at Colorado State University.

Farm System



Warren Schaeffer Coach



Warren Schaeffer joins the Rockies in a coaching role as the Tri-City Coach...Schaeffer had spent the last six years as a Minor League player in the Rockies organization, reaching Triple-A...the Rockies selected Schaeffer in the 38th round of the 2007 draft out of Virginia Tech University...had a career lifetime average of .214 in 461 games at the minor league level.

TRI-CITY 2012 FINAL STATISTICS

BATTERS	AVG	G	AB	R	H	2B	3B	HR	RBI	BB	IBB	SO	SB	CS	OBP	SLG
Aguilera, Anthony	.198	31	96	12	19	4	0	0	7	7	0	17	0	0	.252	.240
Argyropoulos, Matt	.250	42	152	15	38	6	0	2	24	8	0	45	4	0	.287	.329
Berggren, Jarod	.205	27	88	10	18	1	1	1	6	8	0	25	1	1	.278	.273
Beuerlein, Drew	.176	5	17	0	3	0	0	0	1	3	0	3	0	0	.333	.176
Blackmon, Charlie	.237	17	59	8	14	5	0	1	3	7	0	10	3	0	.348	.373
De La Cruz, Robert	.214	28	98	7	21	1	0	0	4	10	0	26	2	2	.294	.224
De Leon, Miguel	.200	54	205	19	41	6	0	4	30	17	1	74	1	0	.275	.288
Herrera, Rosell	.284	47	194	30	55	6	2	1	30	14	0	34	7	3	.332	.351
Hutcheson, Patrick	.196	50	168	11	33	2	2	0	10	8	1	37	4	3	.237	.232
Jones, Derek	.191	68	235	29	45	13	5	1	22	33	0	87	9	7	.306	.302
Mehrten, Alec	.244	28	90	11	22	3	0	0	12	7	0	15	0	0	.317	.278
Murphy, Tom	.288	55	212	26	61	13	3	6	38	14	1	52	1	1	.349	.462
Osborne, Zach	.259	42	143	24	37	7	1	0	10	16	0	7	5	3	.342	.322
Pirkle, Richard	.435	9	23	7	10	0	0	0	2	4	0	7	1	0	.567	.435
Ramirez, Michael	.214	14	42	6	9	4	0	0	3	2	0	12	0	1	.298	.310
Ribera, Jordan	.324	9	34	4	11	4	0	0	6	5	0	7	0	1	.410	.441
Roja, Yafistel	.241	49	162	10	39	2	1	0	11	8	0	37	13	3	.276	.265
Shepherd, Jaron	.000	1	0	0	0	0	0	0	0	0	0	0	0	0	.000	.000
Sosa, Francisco	.275	68	251	35	69	14	2	4	36	24	0	57	21	2	.354	.394
Thomas, Dillon	.214	24	84	11	18	3	0	0	4	14	0	26	6	3	.347	.250
Von Tungeln, Kyle	.258	44	151	33	39	10	3	1	20	34	1	36	7	3	.401	.384
Wong, Joey	.207	9	29	5	6	1	0	0	1	5	0	5	1	1	.378	.241
Team Total	.240	76	2533	313	608	105	20	21	280	248	4	619	86	34	.320	.322

PITCHERS	W	L	ERA	G	GS	CG	SHO	SV	SVO	IP	H	R	ER	HR	HB	BB	IBB	SO	BK	WP	AVG
Aguilera, Anthony	0	1	5.40	1	0	0	0	0	0	1.2	1	1	1	0	0	1	0	1	0	0	.167
Arrowood, Ryan	4	3	2.26	20	5	0	0	0	1	51.2	38	15	13	2	2	14	0	55	0	10	.205
Blank, Trent	1	0	3.34	16	0	0	0	0	0	29.2	32	14	11	2	1	4	0	28	0	1	.267
Brown, Andrew	0	1	4.76	9	0	0	0	0	0	11.1	15	7	6	0	1	7	0	6	0	1	.341
Broyles, Shane	5	3	3.69	13	11	0	0	0	0	68.1	64	33	28	4	4	11	0	60	0	1	.242
Dennis, Chris	2	2	2.11	23	0	0	0	1	2	42.2	30	10	10	3	2	18	0	46	0	1	.196
Federico, Eric	0	0	0.00	8	0	0	0	0	0	14.1	6	0	0	0	0	5	0	8	0	1	.128
Flemer, Matt	3	3	2.12	15	0	0	0	1	2	29.2	18	8	7	2	3	7	1	23	0	1	.176
Gagnon, Tyler	2	2	3.24	6	4	0	0	0	0	25.0	31	10	9	1	1	3	0	16	0	0	.301
* Hart, Brook	4	1	2.84	20	0	0	0	3	4	25.1	26	10	8	0	2	7	0	22	0	3	.260
Hughes, Benjamin	3	5	4.40	14	14	0	0	0	0	71.2	77	42	35	3	5	25	0	61	0	7	.272
* Hungerman, Josh	0	3	3.77	9	0	0	0	0	0	14.1	13	11	6	0	1	6	0	22	0	3	.232
Hutcheson, Patrick	0	0	--	1	0	0	0	0	0	0.0	1	0	0	0	0	1	0	0	0	0	1.000
Martinez, Carlos	0	0	16.62	5	0	0	0	0	1	4.1	7	8	8	0	2	4	0	1	0	0	.368
Oakes, T.J.	1	2	4.41	11	11	0	0	0	0	49.0	64	29	24	4	2	7	0	38	0	2	.318
* Padilla, Roberto	2	4	5.18	9	9	0	0	0	0	40.0	39	27	23	1	7	19	0	27	0	6	.258
Paulencu, Adam	0	0	8.10	3	0	0	0	0	0	3.1	6	3	3	0	0	4	0	4	0	0	.429
Rankin, William	0	0	0.00	6	0	0	0	5	5	5.1	6	0	0	0	1	0	0	4	0	0	.273
Reid, Taylor	0	1	9.61	16	1	0	0	0	1	19.2	26	21	21	0	1	17	1	12	0	3	.329
Reyes, Angel	0	0	1.59	8	0	0	0	0	0	11.1	6	2	2	0	1	3	0	11	0	2	.158
Slaats, Joshua	0	3	4.30	12	7	0	0	0	0	37.2	34	22	18	1	8	23	0	31	0	5	.239
Tago, Peter	2	7	5.47	14	14	0	0	0	0	72.1	68	48	44	4	10	39	0	37	0	11	.249
Willoughby, Seth	2	1	1.44	21	0	0	0	8	10	25.0	18	5	4	1	2	4	0	27	0	5	.200
Wolford, Michael	1	2	6.10	15	0	0	0	0	0	20.2	34	22	14	2	0	11	1	16	0	0	.358
Team Total	32	44	3.94	76	76	0	3	18	26	674.1	660	348	295	30	56	240	3	556	0	63	.255

KEY: * - left-handed pitcher

Grand Junction Rockies (R)



Tony Diaz Development Supervisor



Diaz is entering his first season as Grand Junctions Development Supervisor after spending the past six seasons as manager of the Rookie Level team for the Rockies (Casper - 2007-11; Grand Junction 2012)...his 2008 club finished 36-37, the second-best record while the team was in Casper (2001-11)...Diaz took over the helm of longtime skipper P.J. Carey, who had been with Colorado's organization since 1993...Diaz, who enters his 12th season in the Rockies organization, was previously the hitting coach for Casper, spending six seasons in that role...in 2002, Diaz was named Colorado's Player Development "Man of the Year"...Diaz was the hitting coach for Tucson of the Arizona Rookie League in 2000...his other coaching experience includes his assistant coaching experience at both Braddock (1998) and Columbus (1999) high schools in Southern Florida...Diaz played two years of professional baseball...during his final season in 1995 he played shortstop in the California Angels organization...Diaz also assists in the Rockies Dominican Instructional League and Pre-Spring training mini-camp every year...the bilingual manager also wrote the manual *Practical English For Latin Players* to help latin baseball players diminish their Language barrier...a graduate of Florida International University in 1999, Tony earned a Bachelor's Degree in Marketing...he was drafted by the California Angels in 1995 out of Gulf Coast CC, where he was named Athlete of the Year in 1995...suffered a career ending shoulder injury in 1996...Tony has a daughter, Gabriella and son, Anthony, and resides in Tucson, AZ.



Anthony Sanders Manager



Sanders begins his first season as Manager for the Grand Junction Rockies after serving as the hitting coach at Short Season Tri-City for the past six seasons...the former Major League outfielder was drafted by the Toronto Blue Jays in the 7th round of the 1992 June draft and played three seasons in the Major Leagues with Toronto (1999) and Seattle (2000-01)...he appeared in 13 Major League contests, batting .240 (6-for-25) with no home runs and 4 RBI...the Tucson, AZ native had an extensive Minor League background, playing parts of 14 seasons in the minors, including with Triple-A Colorado Springs in 2004...Anthony and his wife, Claudia, have three children, Logan, Marcus and Troy, and reside in Tucson, AZ.



Ryan Kibler Pitching Coach



Sanders begins his first season as Manager for the Grand Junction Rockies after serving as the hitting coach at Short Season Tri-City for the past six seasons...the former Major League outfielder was drafted by the Toronto Blue Jays in the 7th round of the 1992 June draft and played three seasons in the Major Leagues with Toronto (1999) and Seattle (2000-01)...he appeared in 13 Major League contests, batting .240 (6-for-25) with no home runs and 4 RBI...the Tucson, AZ native had an extensive Minor League background, playing parts of 14 seasons in the minors, including with Triple-A Colorado Springs in 2004...Anthony and his wife, Claudia, have three children, Logan, Marcus and Troy, and reside in Tucson, AZ.



Lee Stevens Hitting Coach



This is Stevens' first professional coaching position, as he has spent the last five years as a varsity baseball coach at Highlands Ranch High School and a hitting instructor at Slammers Baseball facility in Centennial, CO...Stevens is a former first round draft pick of the California Angels in 1986...he played eight years in the Major Leagues with California, Texas, Montreal and Cleveland...was a career .254 hitter with 144 home runs and 531 RBI in 1,012 games.

GRAND JUNCTION 2012 FINAL STATISTICS

BATTERS	AVG	G	AB	R	H	2B	3B	HR	RBI	BB	IBB	SO	SB	CS	OBP	SLG
Beuerlein, Drew	.125	2	8	2	1	0	0	0	0	1	0	3	0	0	.222	.125
Briceno, Jose	.391	7	23	5	9	0	0	2	5	2	0	2	0	0	.462	.652
Ciriaco, Juan	.268	56	220	32	59	6	3	0	21	11	0	36	15	4	.303	.323
Cowell, Chris	.271	21	70	9	19	5	0	2	6	7	0	31	0	0	.346	.429
Dahl, David	.379	67	280	62	106	22	10	9	57	21	3	42	12	7	.423	.625
De Leon, Miguel	.222	5	18	4	4	1	0	2	8	2	0	6	0	0	.286	.611
Galvez, Cesar	.340	13	53	10	18	0	1	0	4	3	0	8	6	2	.375	.377
Garvey, Ryan	.304	29	102	18	31	7	2	5	19	15	1	33	2	2	.397	.559
Graeter, Ashley	.294	40	163	27	48	12	0	1	28	10	0	35	3	2	.339	.387
Helton, Todd	.600	2	5	0	3	0	0	0	2	1	0	0	0	0	.667	.600
McLeod, Jeremy	.270	12	37	4	10	2	0	0	1	3	0	12	2	0	.325	.324
Newton, Kyle	.000	1	4	0	0	0	0	0	1	0	0	0	0	0	.000	.000
Osborne, Zach	.227	6	22	4	5	1	0	0	1	0	0	1	0	0	.261	.273
Pena, Franmy	.125	16	40	5	5	2	0	1	5	2	0	13	0	0	.222	.250
Popick, Jeffrey	.350	41	137	33	48	12	1	6	30	19	1	37	2	1	.432	.584
Prime, Correlle	.283	36	127	17	36	7	0	1	11	18	0	34	0	0	.377	.362
Ramirez, Michael	.255	14	47	7	12	2	0	0	4	4	0	8	0	1	.352	.298
Rodriguez, Wilfredo	.319	43	166	26	53	14	1	2	27	13	0	23	1	1	.370	.452
Stolz, Jason	.260	54	204	33	53	13	2	2	24	14	0	46	5	4	.320	.373
Thomore, Carl	.208	15	48	11	10	1	1	1	6	11	0	16	0	1	.367	.333
Waldrup, Ben	.217	48	184	24	40	8	0	10	33	15	1	53	0	1	.282	.424
Wessinger, Matt	.274	63	248	53	68	8	3	4	27	28	1	57	22	8	.351	.379
White, Max	.200	50	170	30	34	5	3	4	18	29	0	72	6	5	.322	.335
Yan, Julian	.282	66	255	50	72	13	1	16	57	21	1	82	9	4	.357	.529
Team Total	.283	76	2631	466	744	141	28	68	395	250	8	650	85	43	.352	.435

PITCHERS	W	L	ERA	G	GS	CG	SHO	SV	SVO	IP	H	R	ER	HR	HB	BB	IBB	SO	BK	WP	AVG
* Aquino, Jayson	4	0	1.87	7	7	0	0	0	0	43.1	32	13	9	2	3	11	0	36	1	0	.203
Beuerlein, Drew	0	0	13.5	1	0	0	0	0	0	1.1	2	2	2	1	0	3	0	0	0	1	.286
Butler, Eddie	7	1	2.13	13	12	0	0	0	0	67.2	59	18	16	1	0	13	0	55	0	7	.230
Carasiti, Matthew	3	4	4.37	14	14	0	0	0	0	68.0	80	45	33	6	4	20	0	34	0	7	.295
* De La Rosa, Jorge	0	0	0.00	1	1	0	0	0	0	3.0	3	0	0	0	0	0	0	5	0	0	.250
Fernandez, Raul	1	1	3.52	30	0	0	0	2	5	30.2	28	16	12	3	4	6	0	27	2	4	.231
Gonzalez, Rayan	0	3	6.75	22	0	0	0	0	3	24.0	33	25	18	3	1	15	0	27	0	6	.308
Jemiola, Zachary	0	0	12.91	5	0	0	0	0	0	7.2	14	12	11	3	1	6	0	5	0	5	.378
Jiminian, Johendi	2	4	7.71	14	13	0	0	0	0	46.2	60	47	40	5	2	33	0	28	1	9	.311
Johnson, Patrick	1	2	4.46	26	3	0	0	0	0	40.1	46	24	20	5	7	20	1	53	0	2	.284
* Mason, Michael	3	0	6.15	18	0	0	0	0	2	26.1	26	21	18	3	0	12	0	24	1	1	.257
Meaux, Jesse	0	0	6.49	23	0	0	0	4	5	26.1	32	19	19	7	0	6	1	28	0	2	.302
Mejia, Jordan	1	2	4.71	18	0	0	0	0	0	21.0	22	14	11	2	2	12	0	17	0	0	.286
Mejias, Alving	7	6	5.21	15	8	0	0	0	0	57.0	74	35	33	2	1	15	0	37	0	5	.315
Mueller, Josh	2	3	8.38	6	6	0	0	0	0	29.0	42	30	27	3	3	8	0	17	0	5	.339
Oberg, Scott	0	2	2.33	25	0	0	0	13	15	27.0	20	9	7	2	0	6	0	29	0	0	.196
* Rike, Brian	4	2	5.70	25	0	0	0	0	1	30.0	31	21	19	2	2	27	0	31	0	8	.270
* Roliard, Kyle	0	1	3.38	19	0	0	0	0	0	21.1	20	9	8	1	2	17	0	15	1	3	.253
* Seise, Anthony	0	0	14.46	9	0	0	0	0	1	9.1	11	16	15	3	4	19	0	5	1	7	.306
Stuart, Shawn	5	2	3.07	20	2	0	0	0	0	41.0	38	18	14	6	6	11	0	45	0	4	.245
* Vargas, Jonathan	0	0	6.43	6	0	0	0	0	2	7.0	9	6	5	1	0	5	0	7	0	3	.300
Warner, Ryan	3	0	7.00	14	10	0	0	0	0	45.0	63	39	35	9	3	13	0	36	1	3	.333
Team Total	43	33	4.97	76	76	0	4	19	34	673.0	745	439	372	70	45	278	2	561	8	82	.279

KEY: * - left-handed pitcher

PLAYER DEVELOPMENT MAN OF THE YEAR (1992-07)

(Has not been awarded since 2007)

1992
Gene Glynn

1993
Paul Zuvella

1994
Billy Champion

1995
Brad Mills

1996
P.J. Carey

1997
Rick Mathews

1998
Greg Gross

1999
Rolando Fernandez

2000
Alan Cockrell

2001
Stu Cole

2002
Tony Diaz

2003
Marc Gustafson
Ron Gideon

2004
Bo McLaughlin

2005
Jim Wright

2006
Chris Strickland

2007
Stu Cole
Bo McLaughlin
Austin O'Shea



DOMINICAN SUMMER LEAGUE ROCKIES (Rookie Level)

ROCKIES HISTORY IN THE DSL

Years	Location
1993-1996	Co-op with Kansas City
1997	Sabana Perdida, Santo Domingo
1998-1999	Coitui
2000-Present	Boca Chica, Dominican Republic

YEAR-BY-YEAR RESULTS (SINCE 2006)

YEAR	W	L	PCT	GAMES	FINISH
2012	42	28	.600	70	Second
2011	43	28	.606	71	Third
2010	37	35	.514	72	Fourth
2009	36	35	.507	71	Seventh
2008	32	38	.457	70	Seventh
2007	37	33	.529	70	Fifth
2006	36	36	.500	72	Sixth

DSL MILESTONES

NO-HITTERS

Ronny Lopez	2005
Gustavo Brazoban	2010
Jayson Aquino	2010

GRAND SLAM

Hector Gomez	2005
--------------	------

STOLEN BASES

47 Cesar Galvez	2011
43 Everth Cabrera	2005

BEST SEASON RECORD

43-28	2011
-------	------

DOMINICAN SUMMER LEAGUE STAFF



Edison Lora
Latin America Field Coordinator



Mauricio Gonzalez
Manager



Eugenio Jose
Hitting Coach



Florentino Nunez
Coach



Andri Guevara
Trainer



Yuli Silano
Venezuelan Academy Coordinator



Jhonathan Leyba
Manager, Dominican Republic Operations



Ana Espinal
Complex Coordinator



Martin Cabrera
Scout



Frank Garcia Roa
Scout

Farm System

DOMINICAN SUMMER LEAGUE ROCKIES 2012 FINAL STATISTICS

BATTERS	AVG	G	AB	R	H	2B	3B	HR	RBI	BB	IBB	SO	SB	CS	OBP	SLG
Daza, Yonathan	.213	53	150	22	32	3	1	1	10	5	0	22	3	2	.272	.267
De La Cruz, Jose	.211	49	123	15	26	8	1	0	14	14	0	22	4	3	.313	.293
Derkes, Marcos	.304	47	171	37	52	12	2	0	18	29	0	31	16	12	.437	.398
Dilone, Miguel	.319	65	226	45	72	19	6	1	37	30	2	24	15	7	.396	.469
Garcia, Dawin	.092	24	65	3	6	1	0	0	5	4	0	19	0	1	.143	.108
Garcia, Henry	.234	57	231	30	54	15	1	3	38	8	0	57	6	1	.278	.346
Jean, Luis	.302	52	162	38	49	3	2	0	17	25	0	12	6	5	.418	.346
Jimenez, Emerson	.261	65	238	23	62	9	1	0	16	9	0	42	13	4	.289	.307
Jimenez, Wilkyns	.263	35	114	12	30	1	0	0	15	5	0	15	0	2	.294	.272
Marte, Hamlet	.178	27	73	9	13	2	0	0	2	10	0	16	1	3	.277	.205
Pena, Franmy	.313	4	16	0	5	2	0	0	5	1	0	1	1	0	.353	.438
Reyes, Randy	.250	10	32	6	8	0	0	0	0	1	0	8	0	1	.273	.250
Richardson, Denzel	.211	35	109	13	23	4	1	0	8	6	0	34	4	6	.256	.266
Roble, Jonathan	.105	18	57	4	6	3	0	0	6	4	0	20	0	3	.190	.158
Rosario, Jairo	.241	47	158	18	38	5	1	1	11	12	0	20	6	3	.298	.304
Soriano, Wilson	.354	66	229	39	81	14	4	0	24	21	1	13	27	14	.420	.450
Tapia, Raimel	.316	63	237	31	75	9	1	0	35	20	0	35	13	11	.383	.363
Team Total	.264	70	2391	345	632	110	21	6	261	204	3	391	115	78	.335	.335

PITCHERS	W	L	ERA	G	GS	CG	SHO	SV	SVO	IP	H	R	ER	HR	HB	BB	IBB	SO	BK	WP	AVG
* Aquino, Jayson	6	1	1.52	9	9	2	0	0	0	65.0	45	12	11	1	2	9	0	74	1	2	.191
Brazoban, Huascar	1	0	3.71	18	0	0	0	2	5	17.0	18	11	7	1	5	15	2	15	1	2	.281
Estevez, Carlos	3	3	4.14	12	9	1	0	0	1	54.1	53	31	25	3	3	13	0	38	0	14	.259
Guerrero, Hector	0	0	47.25	2	0	0	0	0	0	1.1	4	7	7	0	2	3	0	1	0	1	.571
Herrera, Alvin	0	1	2.79	9	0	0	0	0	0	9.2	8	3	3	1	0	8	0	6	0	1	.242
Jesus, Francis	0	0	13.50	2	0	0	0	0	0	1.1	2	4	2	0	0	3	0	0	0	0	.286
Leon, Carlos	0	1	11.81	5	0	0	0	0	0	5.1	9	8	7	0	0	3	1	3	0	3	.375
Lezama, Angel	5	4	2.51	12	12	0	0	0	0	61.0	58	35	17	2	7	9	0	69	0	9	.240
Martinez, David	3	1	1.77	13	3	0	0	0	0	40.2	31	13	8	2	3	6	0	29	0	1	.204
Medrano, Andres	2	2	4.01	20	0	0	0	8	9	24.2	24	13	11	0	3	12	0	8	0	5	.250
Medrano, Julio	0	1	6.14	3	1	0	0	0	1	7.1	11	7	5	0	0	1	0	5	0	3	.344
Montilla, Manuel	7	3	1.54	28	0	0	0	9	12	41.0	29	11	7	0	3	7	0	30	0	3	.203
* Padron, Yohan	0	0	3.86	4	0	0	0	0	0	2.1	1	1	1	0	2	3	0	2	0	2	.143
Palacios, Javier	3	1	1.70	22	0	0	0	0	1	37.0	38	14	7	3	3	4	0	25	0	3	.259
Payamps, Joel	1	2	3.02	12	12	0	0	0	0	59.2	43	26	20	1	12	16	0	38	3	6	.196
Polanco, Carlos	0	1	6.35	4	0	0	0	0	0	5.2	6	4	4	0	1	3	0	3	0	1	.250
Quintin, Cristian	0	0	4.50	2	0	0	0	0	0	2.0	3	1	1	0	1	0	0	1	0	1	.333
Reyes, Angel	1	1	5.51	14	0	0	0	1	1	16.1	17	11	10	0	2	3	0	16	0	0	.270
* Rodriguez, Helmis	4	1	1.82	12	12	0	0	0	0	74.0	60	22	15	3	4	12	0	53	0	5	.221
Santana, Jhonriz	0	0	0.90	10	0	0	0	0	0	10.0	10	4	1	0	1	5	0	5	0	0	.244
Senzatela, Antonio	5	2	0.72	13	12	0	0	0	0	62.2	40	10	5	0	1	14	0	35	0	3	.179
* Villarreal, Hector	0	1	6.00	13	0	0	0	0	1	12.0	14	10	8	0	0	8	0	14	2	3	.286
Yan, Carlos	1	2	2.13	18	0	0	0	2	4	25.1	23	12	6	1	3	7	1	14	0	4	.232
Team Total	42	28	2.66	70	70	3	4	22	35	635.2	547	270	188	18	58	164	4	484	7	72	.228

KEY: * - left-handed pitcher

NOTES





2012 Rockies Minor League Bios

DSL -- Dominican Summer League

GCL -- Gulf Coast League

AZL -- Arizona Rookie League

VSL -- Venezuelan Summer League

Aguilera, Anthony

Catcher

HT: 6-0

WT: 215

B/T: R/R

Hometown: La Habra, CA

Born: October 30, 1986 in Montebello, CA

School: San Jose State

Obtained: Signed as a non-drafted free agent on January 13, 2010.

2012: Spent the entire season at Short Season Tri-City playing 31 games, a career high...2011: Split the season between Tri-City and Low-A Asheville...2010: Began his first professional season with Rookie Level Casper where he played nine games before being transferred to Asheville...combined to .267 between the two stops in 27 starts behind the plate...PER-

SONAL: Signed by Rockies scout Gary Wilson.

Year	Team	AVG	G	AB	R	H	2B	3B	HR	RBI	SAC	SF	HBP	BB	IBB	SO	SB	CS	GIDP	OBP	SLG
2010	Casper	.324	9	34	6	11	1	0	1	4	0	0	1	4	0	9	0	0	0	.410	.441
	Asheville	.232	18	56	7	13	0	0	1	5	0	0	1	5	0	9	0	1	1	.306	.286
2011	Tri-City	.308	6	13	4	4	1	0	0	0	0	0	1	3	0	3	0	0	0	.471	.385
	Asheville	.182	19	55	6	10	4	0	0	5	0	0	4	4	0	16	0	0	0	.286	.255
2012	Tri-City	.198	31	96	12	19	4	0	0	7	3	3	1	7	0	17	0	0	2	.252	.240
Minor League Totals		.224	83	254	35	57	10	0	2	21	3	3	8	23	0	54	0	1	3	.306	.287

Alsop, Benjamin

Right-Handed Pitcher

HT: 6-3

WT: 180

B/T: R/R

Hometown: Ruston, LA

Born: September 9, 1988 in Ruston, LA

School: Louisiana State

Obtained: Selected by Colorado in the 18th round of the 2011 First-Year Player Draft.

2012: In his first full season of professional ball, started 24 games for Low-A Asheville going 14-5 with a 3.63 ERA (156.0 ip, 63 er)...his 14 wins were tied for the most in the South Atlantic League and were the second-most in the Rockies organization, while his 156.0 innings led the SAL...went 3-0 with a 1.08 ERA (33.1 ip, 4 er) over five starts/one complete game in August...2011: Spent his first professional season at Short Season Tri-City where he was used primarily as a starter...finished the season with the seventh-lowest ERA in the Northwest League and the fifth-lowest opponent average among NWL relievers...went 2-2 with a 3.00 ERA (54.0 ip, 18 er) in 11 starts and 1-1, 4.91 (7.1 ip, 4 er) in two relief outings...PER-

SONAL: Signed by Rockies scout Damon Iannelli.

Year	Team	W	L	ERA	G	GS	CG	SHO	GF	SV	IP	H	R	ER	HR	HB	BB	IBB	SO	WP	BK
2011	Tri-City	3	3	3.23	13	11	0	0	0	0	61.1	56	24	22	4	2	22	0	50	1	0
2012	Asheville	14	5	3.63	24	24	1	1	0	0	156.0	150	68	63	9	8	46	0	90	7	0
Minor League Totals		17	8	3.52	37	35	1	1	0	0	217.1	206	92	85	13	10	68	0	140	8	0

Aquino, Jayson

Left-Handed Pitcher

HT: 6-1

WT: 180

B/T: L/L

Hometown: San Pedro de Macoris, DR

Born: November 22, 1992 in San Pedro de Macoris, DR

School: N/A

Obtained: Signed as a non-drafted free agent on July 2, 2009.

2012: Split the season between the DSL Rockies and the Rookie Level Grand Junction going a combined 10-1 with a 1.66 ERA (108.1 ip, 20 er) over 16 starts and striking out 110 with only 20 walks...went 6-1 with a 1.52 ERA (65.0 ip, 11 er) in nine starts for the DSL Rockies before being called up...2011: In his second professional season he made 14 starts for the DSL Rockies...led the DSL squad in wins, starts, ERA, complete games, innings, WHIP (0.86) and strikeouts...led the DSL in innings pitched, his 1.30 ERA was third-best, his three complete games were tied for the most and finished tied fourth in the DSL in strikeouts...2010: Spent his first full season with the DSL Rockies where he led the team in starts, complete games and shutouts...finished second on the team in innings, strikeouts and opponent batting average (.161)...2009: Signed for 2010 season...PERSONAL: Signed by Rockies scouts Rolando Fernandez, Jonathan Leyba and Frank Roa.

Year	Team	W	L	ERA	G	GS	CG	SHO	GF	SV	IP	H	R	ER	HR	HB	BB	IBB	SO	WP	BK
2010	DSL Rockies	4	3	1.02	12	12	2	2	0	0	61.2	35	10	7	0	6	9	0	59	5	0
2011	DSL Rockies	8	2	1.30	14	14	3	1	0	0	89.2	55	21	13	1	5	22	1	80	7	0
2012	DSL Rockies	6	1	1.52	9	9	2	0	0	0	65.0	45	12	11	1	2	9	0	74	2	1
	Grand Junction	4	0	1.87	7	7	0	0	0	0	43.1	32	13	9	2	3	11	0	36	0	1
Minor League Totals		22	6	1.39	42	42	7	3	0	0	259.2	167	56	40	4	16	51	1	249	14	2

Argyropoulos, Matthew

Infielder

HT: 6-2

WT: 200

B/T: R/R

Hometown: Longview, WA

Born: August 24, 1988 in Longview, WA

School: Washington State

Obtained: Selected in the 27th round of the 2011 First-Year Player Draft.

2012: Spent the entire season with Short Season Tri-City playing in 42 games (13-1B, 26-3B, 3-DH) and hitting .250 (38-for-152) with 6 doubles, 2 home runs and 24 RBI...2011: Started his professional career with Rookie Level Casper for 21 games before being transferred to Tri-City in late July where he would finish the season...split time between first base and third base in both stops...PERSONAL: Signed by Rockies scout Jesse Retzlaff.

Year	Team	AVG	G	AB	R	H	2B	3B	HR	RBI	SAC	SF	HBP	BB	IBB	SO	SB	CS	GIDP	OBP	SLG
2011	Casper	.217	21	69	12	15	1	0	4	8	1	2	2	9	0	21	0	0	0	.317	.406
	Tri-City	.136	14	44	2	6	2	0	0	6	0	0	1	2	0	16	0	1	1	.191	.182
2012	Tri-City	.250	42	152	15	38	6	0	2	24	5	1	2	8	0	45	4	0	1	.287	.329
Minor League Totals		.223	77	265	29	59	9	0	6	38	7	2	5	19	0	82	4	1	2	.208	.325

Arrowood, Ryan

Right-Handed Pitcher

HT: 6-3 WT: 190 B/T: R/R Hometown: Union Mills, NC
 Born: August 24, 1990 in Union Mills, NC School: Appalachian State
 Obtained: Selected in the 28th round of the 2012 First-Year Player Draft.
 2012: In his first professional season, pitched in 20 games/5 starts for Short Season Tri-City going 4-3 with a 2.26 ERA (51.2 ip, 13 er)...held right-handed opponents to a .195 average (23-for-118) and all opponents to a .121 average with RISP (7-for-58)...**PERSONAL:** Signed by Rockies scouts Jay Matthews.

Year	Team	W	L	ERA	G	GS	CG	SHO	GF	SV	IP	H	R	ER	HR	HB	BB	IBB	SO	WP	BK
2012	Tri-City	4	3	2.26	20	5	0	0	0	0	51.2	38	15	13	2	2	14	0	55	10	0
Minor League Totals		4	3	2.27	20	5	0	0	0	0	51.2	38	15	13	2	2	14	0	55	10	0

Bennigson, Craig

Left-Handed Pitcher

HT: 6-2 WT: 215 B/T: R/L Hometown: Benicia, CA
 Born: March 21, 1987 in Benicia, CA School: UC Berkeley
 Obtained: Selected by Colorado in the ninth round of the 2008 First-Year Player Draft.
 2012: Began the season with Low-A Asheville before spending the rest of the season at High-A Modesto appearing in a combined 43 games/2 starts going 0-3 with a 4.59 ERA (84.1 ip, 43 er)...appeared in 3 games for Asheville and had a 1.23 ERA (7.1 ip, 1 er)...**2011:** Began the season with Asheville before being placed on the disabled list where he would spend the month of May...was reinstated from the DL and transferred to Tri-City where he remained until the end of the season...**2010:** Began the season at Double-A Tulsa where he started five games for the Drillers before being sent to Short Season Tri-City...**2009:** Pitched the entire season for Tri-City and led the league with 8 wins despite not making a single start...went 8-3, 1.53 (53.0 ip, 9 er) in 24 appearances...went 7-0, 0.00 (30.0 ip) in 15 appearances on the road...was named to the Northwest League Postseason All-Star team as well...**2008:** Made 2 appearances, one start for Rookie Level Casper in his professional debut...**PERSONAL:** Signed on June 8, 2008 by Rockies scout Gary Wilson.

Year	Team	W	L	ERA	G	GS	CG	SHO	GF	SV	IP	H	R	ER	HR	HB	BB	IBB	SO	WP	BK
2008	Casper	0	0	10.12	2	1	0	0	0	0	2.2	7	3	3	0	0	3	0	3	0	0
2009	Tri-City	8	3	1.53	24	0	0	0	4	0	53.0	42	16	9	0	3	14	0	41	2	0
2010	Tulsa	0	0	3.00	5	0	0	0	3	0	6.0	3	2	2	1	0	2	0	5	2	0
	Tri-City	0	2	2.51	15	0	0	0	13	7	14.1	16	4	4	0	1	5	0	8	0	0
2011	Asheville	2	0	8.16	9	0	0	0	1	0	14.1	20	15	13	2	1	7	0	18	0	0
	Tri-City	3	3	2.82	23	0	0	0	6	2	44.2	39	17	14	2	3	8	0	45	0	0
2012	Asheville	0	0	1.23	3	0	0	0	1	0	7.1	3	1	1	0	0	2	0	5	0	0
	Modesto	0	3	4.91	40	2	0	0	13	2	77.0	87	46	42	8	0	20	0	55	2	0
Minor League Totals		13	11	3.61	121	3	0	0	41	11	219.1	217	104	88	13	8	61	0	180	6	0

Berg, Justin

Right-Handed Pitcher

HT: 6-3 WT: 225 B/T: R/R Hometown: Antigo, WI
 Born: June 7, 1984 in Antigo, WI School: Triton JC (IL)
 Obtained: Signed as a minor league free agent on December 12, 2012.
 2012: Spent the season between the AZL Cubs and Class A Peoria...**2011:** Played in 8 games for the big league club, Chicago, going 0-0 with a 3.75 ERA (12.0 ip, 5 er)...went 4-1 with a 5.16 ERA (29.2 ip, 17 er) over 27 games with Triple-A Iowa...**2010:** Appeared in 41 games out of the bullpen in three stints for Chicago in 2010 after breaking camp with the Major League club for the first time in his career...**2009:** Made his Major League debut with the Cubs while spending a majority of the season with Triple-A Iowa...made 11 relief appearances for Chicago, posting a 0.75 ERA (1 ER/12.0 IP) with no record...**2008:** Was 4-9 with a 5.16 ERA (68 ER/118.2 IP) in 32 games (21 starts) between Tennessee and Triple-A Iowa in 2008...**2007:** Recorded career highs in appearances (27), starts (26) and innings pitched (140.0) with Double-A Tennessee...**2006:** Made 24 starts with Class A Advanced Daytona, going 7-7 with a 4.38 ERA (56 ER/115 IP)...**2005:** Split the 2005 season between short-season Staten Island and Class A Peoria after being traded to the Cubs...acquired by the Chicago Cubs from the New York Yankees for OF Matt Lawton on Aug. 27, 2005...**2004:** Appeared in 15 games (one start) with the Rookie-League Yankees, going 3-2 with one save and a 5.87 ERA (30.2 ip, 20 er) in his first professional season...**PERSONAL:** Originally selected by the Yankees in the 43rd round of the 2003 First-Year Player Draft out of Triton (River Grove, Ill.) Junior College

Year	Team	W	L	ERA	G	GS	CG	SHO	GF	SV	IP	H	R	ER	HR	HB	BB	IBB	SO	WP	BK
2004	GCL Yankees	3	2	5.87	15	1	0	0	4	1	30.2	40	22	20	3	3	15	0	29	3	0
2005	Staten Island	6	2	3.53	15	9	0	0	2	0	58.2	48	26	23	3	4	20	0	52	0	2
	Peoria	0	0	9.45	2	1	0	0	0	0	6.2	9	7	7	0	0	6	0	3	2	0
2006	Daytona	7	7	4.38	24	24	0	0	0	0	115.0	126	67	56	4	10	53	0	82	19	0
2007	Tennessee	7	7	4.95	27	26	0	0	0	0	140.0	157	88	77	4	14	69	3	69	15	0
2008	Tennessee	0	3	3.49	5	5	0	0	0	0	28.1	29	14	11	1	4	11	0	10	1	0
	Iowa	4	6	5.68	27	16	0	0	2	0	90.1	91	64	57	11	7	48	0	49	8	0
2009	Iowa	6	2	2.43	37	0	0	0	8	0	55.2	41	17	15	2	6	29	2	35	4	0
	CHICAGO (NL)	0	0	0.75	11	0	0	0	6	0	12.0	10	1	1	0	0	1	0	7	0	1
2010	Iowa	4	1	3.64	21	0	0	0	4	0	29.2	24	14	12	2	2	12	0	16	3	1
	CHICAGO (NL)	0	1	5.18	41	0	0	0	12	0	40.0	45	27	23	3	3	20	1	14	2	0
2011	CHICAGO (NL)	0	0	3.75	8	0	0	0	0	0	12.0	11	5	5	1	2	6	1	6	0	0
	Iowa	4	1	5.16	27	0	0	0	12	3	29.2	29	18	17	4	5	17	0	17	1	0
2012	AZL Cubs	0	0	14.54	3	2	0	0	0	0	4.1	9	10	7	0	0	4	0	2	1	0
	Peoria	0	3	5.40	13	0	0	0	1	0	26.2	36	29	16	0	4	14	0	17	4	1
Minor League Totals		41	34	4.65	216	84	0	0	33	4	615.2	639	376	318	34	59	298	5	381	61	4
Major League Totals		0	1	4.08	60	0	0	0	18	0	64.0	66	33	29	4	5	27	2	27	2	1

Farm System

Berggren, Jarod

Outfielder

HT: 6-2

WT: 185

B/T: R/R

Hometown: Erie, CO

Born: October 31, 1989 in Stockton, CA

School: University of Northern Colorado

Obtained: Selected in the 32nd round of the 2011 First-Year Player Draft.

2012: Spent the entire season at Short Season Tri-City appearing in 27 games splitting time between all three outfield spots and DH...hit .318 (7-for-22) with 5 RBI with RISP...2011: In his first season of professional ball made stops in Rookie Level Casper and Tri-City...PERSONAL: Signed by Rockies scout Zach Wilson.

Year	Team	AVG	G	AB	R	H	2B	3B	HR	RBI	SAC	SF	HBP	BB	IBB	SO	SB	CS	GIDP	OBP	SLG
2011	Casper	.289	15	38	2	11	2	0	0	4	0	0	5	1	0	16	3	0	0	.386	.342
	Tri-City	.200	3	10	1	2	0	0	0	0	0	0	0	0	0	3	0	0	0	.200	.200
2012	Tri-City	.205	27	88	10	18	1	1	1	6	0	2	1	8	0	25	1	1	2	.278	.273
Minor League Totals		.228	45	136	13	31	3	1	1	10	0	2	6	9	0	44	4	1	2	.305	.287

Bergman, Christian

Right-Handed Pitcher

HT: 6-2

WT: 180

B/T: R/R

Hometown: The Woodlands, TX

Born: May 4, 1988 in Glendale, CA

School: UC Irvine

Obtained: Selected in the 24th round of the 2010 First-Year Player Draft.

2012: Named a MiLB.com Organization All-Star, California League Postseason All-Star and CAL Pitcher of the Year after going 16-5 with 3.68 ERA (162.2 ip, 66 er) over 27 starts at High-A Modesto...His 16 wins were tied for the most in all of MiLB (T.J. McFarland, AAA Columbus)...ranked third in the CAL for ERA and fifth among Rockies full-season hurlers...went 4-0 with a 1.97 ERA in July over five starts (32.0 ip, 7 er)...ranked 28th-best prospect among Rockies by *Baseball America*...2011: Spent the entire season in the starting rotation for Short Season Tri-City where he made 15 starts, including two 9.0-inning complete game shutouts...was named a Northwest League All-Star, NWL Pitcher of the Week (8/15-22), Rockies organizational Pitcher of the Month for August and the Northwest League Postseason Pitcher of the Year after leading the NWL in innings pitched, shutouts, complete games and WHIP and tied for first in wins...also finished third in the NWL in opponent average and ERA...at one point won four straight starts from 7/23-8/9...carried a no-hitter into the sixth inning in Game 1 of the NWL Semifinal series against Boise...in Game 2 of the NWL Finals, he held Vancouver to just two runs over 6.0 innings on the road in an elimination game...his 13.0 innings and 12 strikeouts led all NWL pitchers in postseason play...2010: Spent his first professional season at Rookie Level Casper where he was primarily used as a reliever...made five starts in the middle of the season going 1-3, 5.91 (21.1 ip, 14 er) compared to 0-1, 6.00 (27.0 ip, 18 er) in nine relief appearances...PERSONAL: Signed by Rockies scout Jon Lukens.

Year	Team	W	L	ERA	G	GS	CG	SHO	GF	SV	IP	H	R	ER	HR	HB	BB	IBB	SO	WP	BK
2010	Casper	1	4	5.96	14	5	0	0	0	0	48.1	62	39	32	5	1	11	0	37	4	0
2011	Tri-City	7	5	2.59	15	15	2	2	0	0	97.1	83	31	28	4	4	11	0	68	2	0
2012	Modesto	16	5	3.65	27	27	0	0	0	0	162.2	161	73	66	16	3	37	0	121	4	0
Minor League Totals		24	14	3.68	56	47	2	2	0	0	308.1	306	143	126	25	8	59	0	226	10	0

Beuerlein, Drew

Catcher

HT: 6-0

WT: 205

B/T: S/R

Hometown: Scottsdale, AZ

Born: January 13, 1988 in Scottsdale, AZ

School: Nevada-Las Vegas

Obtained: Selected in the 32nd round of the 2010 First-Year Player Draft.

2012: Spent time at four stops during the season...began the year at Rookie Level Grand Junction going 1-for-8 in two games before being called up to Low-A Asheville...hit a combined .157 (8-for-51) over 15 games at the four stops...2011: Did not play...PERSONAL: Originally selected by the Los Angeles Angels of Anaheim in the 32nd round of the 2010 First-Year Player Draft out of the University of Nevada-Las Vegas.

Year	Team	AVG	G	AB	R	H	2B	3B	HR	RBI	SAC	SF	HBP	BB	IBB	SO	SB	CS	GIDP	OBP	SLG
2010	AZL Angels	.250	9	36	5	9	1	0	0	3	0	0	1	2	0	16	1	0	0	.308	.278
	Cedar Rapids	.368	5	19	5	7	1	0	2	4	0	1	0	0	0	6	0	0	1	.368	.737
	Orem	.225	15	40	8	9	3	0	0	8	1	1	1	4	0	10	0	0	0	.304	.300
2011	- DID NOT PLAY -																				
2012	Grand Junction	.125	2	8	2	1	0	0	0	0	0	0	0	1	0	3	0	0	0	.222	.125
	Modesto	.400	3	10	4	4	2	0	1	2	0	1	0	1	0	1	0	0	1	.455	.900
	Tri-City Dust	.176	5	17	0	3	0	0	0	1	0	0	1	3	0	3	0	0	1	.333	.176
	Asheville	.000	5	16	0	0	0	0	0	0	0	0	1	1	0	6	0	0	0	.111	.000
Minor League Totals		.226	44	146	24	33	7	0	3	18	1	3	4	12	0	45	1	0	3	.301	.336

Blank, Trent

Right-Handed Pitcher

HT: 6-2

WT: 175

B/T: R/R

Hometown: Columbia, IL

Born: August 31, 1989 in St. Louis, MO

School: Baylor University

Obtained: Selected in the 30th round of the 2012 First-Year Player Draft.

2012: Appeared in 16 games for Short Season Tri-City going 1-0 with a 3.34 ERA (29.2 ip, 11 er)...PERSONAL: Signed by Rockies scout Jeff Edwards on June 15, 2012.

Year	Team	W	L	ERA	G	GS	CG	SHO	GF	SV	IP	H	R	ER	HR	HB	BB	IBB	SO	WP	BK
2012	Tri-City	1	0	3.34	16	0	0	0	6	0	29.2	32	14	11	2	1	4	0	28	1	0
Minor League Totals		1	0	3.34	16	0	0	0	6	0	29.2	32	14	11	2	1	4	0	28	1	0

Brazoban, Gustavo

Right-Handed Pitcher

HT: 6-1

WT: 187

B/T: R/R

Hometown: Villa Mella, DR

Born: August 13, 1991 in Villa Mella, DR

School: N/A

Obtained: Signed as a non-drafted free agent.

PERSONAL: Signed by Rockies scout Rolando Fernandez/

Brazoban, Huascar

Right-Handed Pitcher

HT: 6-3 WT: 155 B/T: R/R Hometown: Villa Mella, DR
Born: October 15, 1989 in the Villa Mella, DR School: N/A
Obtained: Signed as a non-drafted free agent on XXXX.
2012: Appeared in 18 games during his first professional season going 1-0 with a 3.71 ERA (17.0 ip, 7 er)...**PERSONAL:** Signed by Rockies scout Rolando Fernandez.

Year	Team	W	L	ERA	G	GS	CG	SHO	GF	SV	IP	H	R	ER	HR	HB	BB	IBB	SO	WP	BK
2012	DSL Rockies	1	0	3.71	18	0	0	0	5	2	17.0	18	11	7	1	5	15	2	15	2	1
Minor League Totals		1	0	3.71	18	0	0	0	5	2	17.0	18	11	7	1	5	15	2	15	2	1

Brewer, Russell

Right-Handed Pitcher

HT: 6-0 WT: 200 B/T: R/R Hometown: Norwood, NC
Born: February 25, 1988 in Charlotte, NC School: Vanderbilt University
Obtained: Selected in the 31st round of the 2010 First-Year Player Draft.
2012: Spent the entire season at Low-A Asheville and appeared in 47 games, all in relief, with 3 saves...his 47 games were the 5th-most among South Atlantic League pitchers...**2011:** In his second professional season appeared in the second-most games in the Rookie Level Pioneer League...also collected nine holds, most in the Pioneer League...held right-handed hitters to just a .155 opponent average...**2010:** Made just one appearance for Rookie Level Casper...**PERSONAL:** Signed by Rockies scout Scott Corman.

Year	Team	W	L	ERA	G	GS	CG	SHO	GF	SV	IP	H	R	ER	HR	HB	BB	IBB	SO	WP	BK
2010	Casper	0	0	9.00	1	0	0	0	1	0	1.0	2	1	1	0	0	0	0	1	0	0
2011	Casper	1	6	4.45	27	0	0	0	11	2	30.1	28	16	15	4	5	7	1	33	2	0
2012	Asheville	1	3	2.09	47	0	0	0	21	3	60.1	38	19	14	5	3	15	0	76	1	0
Minor League Totals		2	9	2.95	75	0	0	0	33	5	91.2	68	36	30	9	8	22	1	110	3	0

Briceno, Jose

Catcher

HT: 6-0 WT: 185 B/T: R/R Hometown: Baruta, VZ
Born: September 19, 1992 in Baruta, Estado Miranda, VZ School: N/A
Obtained: Signed as a non-drafted free agent on July 3, 2009.
2012: Spent 7 games at Rookie Level Grand Junction and hit .391 (9-for-23) with 2 home runs and 5 RBI...**2011:** In his second professional season set career marks in all offensive categories as the primary catcher for the DSL Rockies...**2010:** Spent his first professional season with Rookie Level Casper as the everyday catcher...hit .304 (7-for-23) vs. lefties and .188 (24-for-128) against righties...**2009:** Signed for 2010 season...**PERSONAL:** Signed on July 3, 2009 by Rolando Fernandez and Francisco Cartaya.

Year	Team	AVG	G	AB	R	H	2B	3B	HR	RBI	SAC	SF	HBP	BB	IBB	SO	SB	CS	GIDP	OBP	SLG
2010	DSL Rockies	.205	52	151	12	31	6	0	0	17	2	2	3	17	0	28	9	5	4	.295	.245
2011	DSL Rockies	.288	47	160	26	46	10	1	0	18	0	4	6	23	0	22	12	3	2	.389	.363
2012	Grand Junction	.391	7	23	5	9	0	0	2	5	0	0	1	2	0	2	0	0	0	.462	.652
Minor League Totals		.257	106	334	43	86	16	1	2	40	6	2	10	42	0	52	21	8	6	.352	.329

Brito Jr., Luis

Outfielder

HT: 6-0 WT: 165 B/T: L/L Hometown: Santo Domingo, DR
Born: January 28, 1996 in Santo Domingo, DR School: N/A
Obtained: Signed as a non-drafted free agent on November 28, 2012.
PERSONAL: Signed by Rockies scouts Rolando Fernandez and Jhonathan Leyba.

Brown, Andrew

Right-Handed Pitcher

HT: 6-2 WT: 195 B/T: R/R Hometown: Painesville, OH
Born: November 11, 1989 in Painesville, OH School: University of Akron
Obtained: Selected in the 23rd round of the 2012 First-Year Player Draft.
2012: In his first professional season, appeared in nine games for Short Season Tri-City going 0-1 with a 4.76 ERA (11.1 ip, 6 er)...**PERSONAL:** Signed by Rockies scout Ed Santa...capped off his collegiate career by going 6-8 with a 3.19 ERA in 2012, as he tallied 67 strikeouts in 98.2 innings...left Akron as the school record holder for career innings pitched (360.2) and tied for fourth in career strikeouts (254).

Year	Team	W	L	ERA	G	GS	CG	SHO	GF	SV	IP	H	R	ER	HR	HB	BB	IBB	SO	WP	BK
2012	Tri-City	0	1	4.76	9	0	0	0	3	0	11.1	15	7	6	0	1	7	0	6	1	0
Minor League Totals		0	1	4.76	9	0	0	0	3	0	11.1	15	7	6	0	1	7	0	6	1	0

Broyles, Shane

Right-Handed Pitcher

HT: 6-1 WT: 180 B/T: R/R Hometown: St. Charles, MO
Born: August 19, 1991 in Burleson, TX School: Texas Tech University
Obtained: Selected in the 14th round of the 2012 First-Year Player Draft.
2012: Started 11 games (15 GP) for Short Season Tri-City during his first season as a pro...went 5-3 with a 3.69 ERA (68.1 ip/28 er) with 60 strikeouts...**PERSONAL:** Signed by Rockies scout Jesse Retzlaff.

Year	Team	W	L	ERA	G	GS	CG	SHO	GF	SV	IP	H	R	ER	HR	HB	BB	IBB	SO	WP	BK
2012	Tri-City	5	3	3.69	13	11	0	0	0	0	68.1	64	33	28	4	4	11	0	60	1	0
Minor League Totals		5	3	3.69	13	11	0	0	0	0	68.1	64	33	28	4	4	11	0	60	1	0

Butler, Eddie

Right-Handed Pitcher

HT: 6-2

WT: 180

B/T: S/R

Hometown: Chesapeake, VA

Born: March 13, 1991 in Chesapeake, VA

School: Radford University

Obtained: Selected in the first round (46th overall) of the 2012 First-Year Player Draft.

2012: Had a league-best 2.13 ERA (67.2 ip, 16 er) while at Short Season Grand Junction, along with a league low .228 opponents average (57-for-250) among starters...his seven wins were tied for third in the Pioneer League...rated the 6th-best prospect in the Rockies organization by *Baseball America* and the Best Fastball by the same publication...**PERSONAL:** Signed by Rockies scout Jay Matthews...was rated the 85th-best player in the draft by *Baseball America*...In 2012, became the first player in Radford history to be named Big South Conference Pitcher of the Year...went 7-4 with a school-record 2.20 ERA in 14 starts in 2012...is the all-time leader in school history with 22 wins...ranks fourth with a 3.84 career ERA and third with 232 strikeouts.

Year	Team	W	L	ERA	G	GS	CG	SHO	GF	SV	IP	H	R	ER	HR	HB	BB	IBB	SO	WP	BK
2012	Grand Junction	7	1	2.13	13	12	0	0	0	0	67.2	59	18	16	1	0	13	0	55	7	0
Minor League Totals		7	1	2.13	13	12	0	0	0	0	67.2	59	18	16	1	0	13	0	55	7	0

Carasiti, Matt

Right-Handed Pitcher

HT: 6-2

WT: 205

B/T: R/R

Hometown: Berlin, CT

Born: July 23, 1991 in Berlin, CT

School: St. John's University

Obtained: Selected in the 6th round of the 2012 First-Year Player Draft.

2012: His first professional season was spent with Rookie Level Grand Junction and started 14 games...**PERSONAL:** Signed by Rockies scouts Mike Garlatti...in his junior season, went 7-5 with a 3.98 ERA (83.2 ip, 37 er), 31 walks and 64 strikeouts in 18 games/14 starts...Was rated the 4th-best player in the draft from the state of New York and the 160th-best player overall by *Baseball America*.

Year	Team	W	L	ERA	G	GS	CG	SHO	GF	SV	IP	H	R	ER	HR	HB	BB	IBB	SO	WP	BK
2012	Grand Junction	3	4	4.37	14	14	0	0	0	0	68.0	80	45	33	6	4	20	0	34	7	0
Minor League Totals		3	4	4.37	14	14	0	0	0	0	68.0	80	45	33	6	4	20	0	34	7	0

Carrizales, Omar

Outfielder

HT: 6-0

WT: 175

B/T: L/L

Hometown: Maracay, VZ

Born: January 30, 1995 in Maracay, VZ

School: N/A

Obtained: Signed as a non-drafted free agent on October 31, 2012.

PERSONAL: Signed by Rockies scouts Rolando Fernandez, Orlando Medina and Josher Suarez.

Casteel, Ryan

Catcher

HT: 6-1

WT: 205

B/T: L/R

Hometown: Cleveland, TN

Born: June 6, 1991 in Chattanooga, TN

School: Cleveland State CC (TN)

Obtained: Selected in the 17th round of the 2010 First-Year Player Draft.

2012: Played in 71 games for Low-A Asheville...was behind the plate in 66 of those games, with one at first base and four as DH...**2011:** Made his second stop in the Rockies system in two years...finished with the third-highest batting average among Short Season Tri-City Dust Devils and had the second-most doubles and the clubs primary catcher...**2010:** Spent his first professional season with Rookie Level Casper...was the primary catcher for the Ghosts, starting 33 games behind the plate...started his professional career with four-straight games with at least one hit, three of which he collected two or more...collected at least one hit in 31 of his 43 games...was named the Pioneer League Player of the Week 8/30...**PERSONAL:** Signed on June 10, 2010 by Rockies scout Scott Corman.

Year	Team	AVG	G	AB	R	H	2B	3B	HR	RBI	SAC	SF	HBP	BB	IBB	SO	SB	CS	GIDP	OBP	SLG
2010	Casper	.305	43	177	21	54	8	1	3	22	0	0	0	10	0	35	2	0	3	.342	.412
2011	Tri-City	.273	56	198	31	54	17	2	1	30	0	2	2	24	0	40	8	5	6	.354	.394
2012	Asheville	.279	71	251	28	70	24	2	2	28	0	0	1	19	0	44	6	2	6	.332	.414
Minor League Totals		.284	170	626	80	178	49	5	6	80	2	0	3	53	0	119	16	7	15	.342	.407

Castro, Luis

Infielder

HT: 6-1

WT: 187

B/T: R/R

Hometown: Nueva Bolivia, VZ

Born: September 19, 1995 in Nueva Bolivia, VZ

School: N/A

Obtained: Signed as a non-drafted free agent on August 13, 2012.

PERSONAL: Signed by Rockies scouts Rolando Fernandez and Orlando Medina.

Cesario, James

Infielder

HT: 5-11

WT: 200

B/T: L/R

Hometown: Arlington, VA

Born: October 15, 1985 in New Orleans, LA

School: University of Houston

Obtained: Selected by Colorado in the 46th round of the 2008 First-Year Player Draft.

2012: Split time between Triple-A Colorado Springs and Double-A Tulsa appearing in a combined 93 games and hitting .245 (66-for-269)...hit .281 (9-for-32) in 14 games for Colorado Springs in June, along with a double, home run and eight RBI...**2011:** Made his fourth stop in his fourth professional season, playing primarily second base for the Tulsa Drillers...also saw action at first base, third base, left field and right field...spent a month on the disabled list in late July-late August...among all Drillers, finished with a team-high .317 batting average...the left-hander hit .364 (20-for-55) against left-handed pitching and .305 (60-for-197) against righties...**2010:** In his third pro season made his third stop in the Rockies system, spending the entire season with High-A Modesto...played first base, second base, third base, left field, right field and designated hitter for the Nuts, having the most success at the plate as a DH where he hit .325 (74-for-228)...was named to his second Cal League All-Star game after he led the CL in RBI (41) in the first half of the season and also had the sixth-best slugging percentage (.559)...set career highs in every offensive categories except home runs and stolen

CESARIO continued

bases, despite having 13 fewer at-bats than 2009...led the Nuts in triples, was second in hits and third in average and games played...finished the season with the eighth-highest batting average in the CL and the fifth-most triples...his .316 average was also the seventh-highest in the Rockies organization...**2009:** Played his entire second professional season with Low-A Asheville as one of the club's regular infielders...was named to the South Atlantic League All-Star Game...split his time between first base, second base and third base, finishing the season as the club's regular second baseman...**2008:** Spent his first professional season with Rookie Level Casper...saw playing time at second base, third base, left field and as the club's designated hitter...**PERSONAL:** Signed on July 29, 2008 by Rockies scout Chris Forbes.

Year	Team	AVG	G	AB	R	H	2B	3B	HR	RBI	SAC	SF	HBP	BB	IBB	SO	SB	CS	GIDP	OBP	SLG
2008	Casper	.333	22	78	15	26	4	1	1	9	0	0	5	3	0	12	3	2	1	.395	.449
2009	Asheville	.285	126	488	74	139	28	2	11	68	3	6	7	31	1	76	18	11	5	.333	.418
2010	Modesto	.316	128	475	78	150	30	10	6	71	3	6	14	29	3	76	16	6	7	.368	.459
2011	Tulsa	.317	83	252	30	80	10	2	4	37	3	3	10	19	1	44	4	1	7	.384	.421
2012	Colo. Springs	.247	34	77	10	19	3	0	1	10	0	1	1	5	1	16	0	1	3	.301	.325
	Tulsa	.245	59	192	26	47	9	1	5	23	1	2	4	9	0	32	2	1	2	.291	.380
Minor League Totals		.295	452	1562	233	461	84	16	28	218	16	12	41	96	6	256	43	22	25	.349	.423

Ciriaco, Juan

Infielder

HT: 5-9

WT: 155

B/T: R/R

Hometown: San Pedro de Macoris, DR

Born: July 6, 1990 in San Pedro de Macoris, DR

School: N/A

Obtained: Signed as a non-drafted free agent on July 2, 2009.

2012: Played the whole season at Rookie Level Grand Junction...was their second baseman in 55 of his 56 games played...finished second on the team with 15 stolen bases (19 attempts)...**2011:** Spent his first season in the country with Rookie Level Casper where he played primarily second base but also third base and shortstop...**2010:** Spent the entire season playing for DSL Rockies...spent the majority of his time at second base but also made appearances at shortstop...led the Rockies with 34 stolen bases...committed the second-most errors on the team...played in the third-most games for the Rockies...**2009:** Joined the DSL Rockies shortly after signing in July and played the remainder of the season as one of the club's regular infielders...split his time between second base and shortstop, with the majority of his play coming at shortstop...**PERSONAL:** Signed by Rockies scouts Rolando Fernandez, Jhonathan Leyba and Frank Roa.

Year	Team	AVG	G	AB	R	H	2B	3B	HR	RBI	SAC	SF	HBP	BB	IBB	SO	SB	CS	GIDP	OBP	SLG
2009	DSL Rockies	.303	35	99	17	30	0	0	0	11	3	0	2	15	1	23	9	1	0	.405	.303
2010	DSL Rockies	.233	59	176	35	41	5	1	0	13	6	3	7	20	0	25	34	11	0	.330	.273
2011	Casper	.254	28	63	4	16	0	1	0	6	1	1	0	1	0	17	6	1	3	.262	.286
2012	Grand Junction	.268	56	220	32	59	6	3	0	21	2	7	1	11	0	36	15	4	8	.303	.323
Minor League Totals		.262	178	558	88	146	11	5	0	51	6	17	10	47	1	101	64	17	11	.327	.299

Clark, Jared

Infielder

HT: 6-4

WT: 225

B/T: R/R

Hometown: Castaic, CA

Born: May 9, 1986 in Van Nuys, CA

School: Cal State Fullerton

Obtained: Selected in the 12th round of the 2009 First-Year Player Draft.

2012: Led the organization in walks (89) and strikeouts (128) and tied for first in home runs (24), while ranking second with 95 RBI...named a MiLB.com Organization All-Star...his 89 walks led the Cal League...**2011:** Spent the entire season with High-A Modesto where he split time between designated hitter and first base...**2010:** Was the everyday first baseman for Low-A Asheville in his second professional season...led the Tourists in home runs (24) and RBI (82) and his 110 games and 62 runs were second-most on the team...hit .318 (89-for-280) against righties and .248 (25-for-101) against lefties...in addition to first base he made 7 appearances at third base and 20 as the designated hitter...led the South Atlantic League and was second in the Rockies system in home runs (24) and was second in on-base percentage (.412), slugging percentage (.541) and walks (76)...also finished with the eighth-highest batting average in the SAL...**2009:** Spent his first professional season with Rookie Level Casper in the Pioneer League and led the club in several offensive categories...was the Ghosts leader in batting average, on-base percentage, slugging percentage, home runs, RBI and total bases (117)...as the club's regular first baseman, his 1.015 OPS on the season was the fourth-best percentage in the PL...**PERSONAL:** Signed on June 21, 2009 by Rockies scout Jon Lukens.

Year	Team	AVG	G	AB	R	H	2B	3B	HR	RBI	SAC	SF	HBP	BB	IBB	SO	SB	CS	GIDP	OBP	SLG
2009	Casper	.348	58	198	33	69	13	1	11	44	1	4	0	29	1	34	5	5	7	.424	.591
2010	Asheville	.299	110	381	62	114	20	0	24	82	0	10	4	76	3	113	10	4	3	.412	.541
2011	Modesto	.229	61	214	21	49	11	1	7	33	1	2	2	25	0	66	0	2	6	.313	.388
2012	Modesto	.236	122	432	76	102	27	0	24	95	5	1	5	89	0	128	2	2	10	.369	.465
Minor League Totals		.273	351	1225	192	334	71	2	66	254	21	3	11	219	4	341	17	13	26	.382	.496

Year	Team	W	L	ERA	G	GS	CG	SHO	GF	SV	IP	H	R	ER	HR	HB	BB	IBB	SO	WP	BK
2012	Modesto	1	0	0.00	1	0	0	0	1	0	3.0	1	0	0	0	0	0	0	0	0	0
Minor League Totals		1	0	0.00	1	0	0	0	1	0	3.0	1	0	0	0	0	0	0	0	0	0

Cleary, Delta

Outfielder

HT: 6-3

WT: 175

B/T: S/R

Hometown: Jonesboro, AR

Born: August 14, 1989 in Jonesboro, AR

School: Louisiana State-Eunice

Obtained: Selected by Colorado in the 37th round of the 2008 First-Year Player Draft.

2012: Hit .304 (72-237) in 60 games for Low-A Asheville before being called up to play out the rest of the season with Double-A Modesto...named a South Atlantic League Mid-Season All-Star...hit a combined .290 (142-for-490) in 117 games between AA and A...**2011:** Was the every day center fielder and leadoff hitter for High-A Modesto where he led the team in runs and stolen bases and was second in games and at-bats...his 96 runs were tied for 20th in the minors and were second-most in the Rockies organization...he finished fourth in the California League in walks...**2010:** Spent his second full season at Asheville where he played 76 games for the Tourists...had just two errors on the season...played in all three outfield positions, seeing the most time in center field...**2009:** Spent the season with Asheville as the club's regular center field-



CLEARY continued

er...had 32 stolen bases, the second-most on the club...the switch-hitter hit just .173 (17-for-98) vs. lefties, but hit .282 (85-for-301) vs. righties...was named as the Rockies 18th-best prospect in the Rockies organization by *Baseball America* following the season...**2008:** Played just one month in his first professional season with Rookie Level Casper...hit .276 (29-for-105) with 3 home runs in 9 RBI while playing as the club's regular center fielder...named the sixth-best prospect in the Pioneer League by *Baseball America* following the season...also named the 11th-best prospect in the Rockies system...switch hitter hit .243 (9-for-37) off lefties and .294 (20-for-68) off righties...**PERSONAL:** Signed on July 28, 2008 by Rockies scout Damon Iannelli...was the starting as a quarterback for Jonesboro High's football team and played on the Hurricane's 6-A state championship basketball team...also helped Louisiana State-Eunice win its second Division II Junior College World Series in the last three years in 2008...is the cousin of NBA player Shawn Marion.

Year	Team	AVG	G	AB	R	H	2B	3B	HR	RBI	SAC	SF	HBP	BB	IBB	SO	SB	CS	GIDP	OBP	SLG
2008	Casper	.276	27	105	22	29	2	1	3	9	2	0	1	6	0	19	4	0	1	.321	.400
2009	Asheville	.256	105	399	53	102	19	4	7	45	8	3	5	31	2	87	32	11	3	.315	.376
2010	Asheville	.246	76	313	54	77	13	2	5	35	5	2	1	22	1	75	18	5	5	.296	.348
2011	Modesto	.235	130	503	96	118	20	4	1	45	8	4	5	75	0	97	27	16	11	.337	.296
2012	Asheville	.304	60	237	47	72	13	2	4	35	0	7	3	30	1	43	14	7	4	.389	.426
	Modesto	.277	57	253	42	70	11	3	2	32	4	3	0	19	1	56	9	6	8	.322	.368
Minor League Totals		.259	455	1810	314	468	78	16	22	201	13	33	15	183	5	377	104	45	32	.330	.356

Cowell, Christopher

Catcher

HT: 6-4

WT: 215

B/T: R/R

Hometown: Devon, PA

Born: December 23, 1989 in Devon, PA

School: University of Richmond

Obtained: Selected in the 34th round of the 2012 First-Year Player Draft.

2012: Played in 21 games during his first professional season at Short Season Grand Junction...**PERSONAL:** Signed on June 11, 2012 by Rockies scout Jay Matthews.

Year	Team	AVG	G	AB	R	H	2B	3B	HR	RBI	SAC	SF	HBP	BB	IBB	SO	SB	CS	GIDP	OBP	SLG
2012	Grand Junction	.271	21	70	9	19	5	0	2	6	0	0	1	7	0	31	0	0	1	.346	.429
Minor League Totals		.271	21	70	9	19	5	0	2	6	0	0	1	7	0	31	0	0	1	.346	.429

Crousset, Juan

Outfielder

HT: 6-0

WT: 190

B/T: L/L

Hometown: Pimentel, DR

Born: April 3, 1990 in Pimentel, DR

School: N/A

Obtained: Signed as a non-drafted free agent on July 8, 2006.

2012: Hit a combined .287 (92-for-321) between 86 games with High-A Modesto and Double-A Tulsa...spent majority of the season with Modesto, playing in 79 games with 74 of them coming in the outfield...**2011:** Spent the full season with Tri-City where he split time between designated hitter, left field and right field...**2010:** In his second full season with Rookie Level Casper he set a career-high with five home runs...played the majority of the season in right field and also made appearances in left field...hit nearly the same vs. righties (.271) as he did against lefties (.267)...**2009:** Spent his first season in the States as one of the youngest members of the Casper Ghosts...played in just 15 games due to injury...did not play in a game until 8/26...**2008:** In his second season with the DSL Rockies he led the club in hitting, home runs, RBI and slugging percentage...received starts at first base, all three outfield positions and DH...also finished second on the club with 16 steals...**2007:** Saw his first professional action with the DSL Rockies squad...**PERSONAL:** Signed by Rockies scouts Rolando Fernandez and Felix Feliz.

Year	Team	AVG	G	AB	R	H	2B	3B	HR	RBI	SAC	SF	HBP	BB	IBB	SO	SB	CS	GIDP	OBP	SLG
2007	DSL Rockies	.176	51	176	19	31	6	1	0	9	2	0	5	11	1	51	2	2	2	.245	.222
2008	DSL Rockies	.320	64	259	35	83	10	5	4	42	2	3	4	21	1	40	16	4	3	.376	.444
2009	Casper	.288	15	59	4	17	1	1	0	4	1	0	0	3	0	11	1	2	1	.323	.339
2010	Casper	.271	52	207	24	56	8	1	5	28	2	1	0	10	0	66	7	5	5	.303	.391
2011	Tri-City	.243	32	107	13	26	4	2	3	15	2	2	1	4	0	32	2	0	0	.272	.402
2012	Tulsa	.235	7	17	1	4	1	0	0	2	0	0	0	2	0	7	0	0	0	.316	.294
	Modesto	.289	79	304	53	88	18	4	10	49	3	2	2	26	0	72	4	1	10	.346	.474
Minor League Totals		.270	300	1129	149	305	48	14	22	149	9	11	12	77	2	279	32	14	21	.321	.396

Dahl, David

Outfielder

HT: 6-2

WT: 185

B/T: L/R

Hometown: Birmingham, AL

Born: April 1, 1994 in Birmingham, AL

School: Oak Mountain HS (AL)

Obtained: Selected in the first round (10th overall) in the 2012 First-Year Player Draft.

2012: In his first professional season, he led the Pioneer League with a .379 average (106-for-280), slugging (.625) and OPS (1.048)...his average was over 40-points higher than the next hitter (.338)...ranked second in triples (10), tied for second in runs (62) and doubles (22), and tied for fourth in RBI (57)...named the PIO Player of the Year, PIO Postseason All-Star, Topps Short Season All-Star Team, MiLB.com Organization All-Star and *Baseball America's* second-best Rockies prospect...ranked as No. 37 on Keith Law's Top-100 Prospects entering 2013...**PERSONAL:** Signed on June 12, 2012 by Rockies scout Damon Iannelli...was rated the 12th overall player available entering the 2012 draft by *Baseball America* and the top prospect from the state of Alabama...in his senior season for Oak Mountain HS he batted .412 (35-for-84) with 11 doubles, 3 triples, 3 home runs, 17 RBI and 18 stolen bases.

Year	Team	AVG	G	AB	R	H	2B	3B	HR	RBI	SAC	SF	HBP	BB	IBB	SO	SB	CS	GIDP	OBP	SLG
2012	Grand Junction	.379	67	280	62	106	22	10	9	57	2	1	2	21	3	42	12	7	4	.423	.625
Minor League Totals		.379	67	280	62	106	22	10	9	57	2	1	2	21	3	42	12	7	4	.423	.625

Daza, Yonathan

Outfielder

HT: 6-2 WT: 190 B/T: R/R Hometown: Maracay, VZ
Born: February 28, 1994 in Maracay, VZ School: N/A
Obtained: Signed as a non-drafted free agent on October 10, 2010.
2012: Played 51 of his 53 games in the outfield, 43 coming in left field...2011: Was the primary left fielder in his first professional season with the DSL Rockies...also saw time in centerfield...PERSONAL: Signed by Rockies scouts Rolando Fernandez and Orlando Medina.

Year	Team	AVG	G	AB	R	H	2B	3B	HR	RBI	SAC	SF	HBP	BB	IBB	SO	SB	CS	GIDP	OBP	SLG
2011	DSL Rockies	.231	49	134	19	31	6	1	0	14	4	0	6	12	0	16	8	5	4	.322	.291
2012	DSL Rockies	.213	53	150	22	32	3	1	1	10	0	6	7	5	0	22	3	2	1	.272	.267
Minor League Totals		.222	102	284	41	63	9	2	1	24	0	10	13	17	0	38	11	7	5	.296	.278

De La Cruz, Jose

Infielder

HT: 6-0 WT: 160 B/T: R/R Hometown: Nizao, DR
Born: June 12, 1992 in Nizao, DR School: N/A
Obtained: Signed as a non-drafted free agent on February 16, 2011.
2012: In his second professional season, played in 20 games at first and 25 at third...2011: Spent his first professional season with the DSL Rockies where he was the primary shortstop...had the second-most at-bats on the team...PERSONAL: Signed by Rockies scouts Rolando Fernandez, Jhonathan Leyba and Martin Cabrera.

Year	Team	AVG	G	AB	R	H	2B	3B	HR	RBI	SAC	SF	HBP	BB	IBB	SO	SB	CS	GIDP	OBP	SLG
2011	DSL Rockies	.231	63	238	28	55	16	2	1	28	4	1	5	16	0	41	7	2	7	.292	.328
2012	DSL Rockies	.211	49	123	15	26	8	1	0	14	2	6	5	14	0	22	4	3	4	.313	.293
Minor League Totals		.224	112	361	43	81	24	3	1	42	3	10	10	30	0	63	11	5	11	.300	.316

De La Cruz, Robert

Outfielder

HT: 6-0 WT: 170 B/T: R/R Hometown: Santo Domingo, DR
Born: October 10, 1989 in Santo Domingo, DR School: N/A
Obtained: Signed as a non-drafted free agent on September 13, 2006.
2012: In his first season with Short Season Tri-City saw action in the outfield and as a designated hitter...2011: In his second season with Casper played primarily left field...also saw time in right field and as a designated hitter...2010: Spent his first season out of the DSL with Rookie Level Casper...was the fourth outfielder on the Ghosts as he split time between left field and right field...2009: Hit .190 in 44 games during his third season with the DSL Rockies...had 5 RBI in 116 at-bats...2008: Hit .291 as the DSL Rockies' primary left fielder...finished second on the club with 8 doubles...2007: Hit .227 (47-for-207) with 3 home runs and 22 RBI...PERSONAL: Signed by Rockies scouts Rolando Fernandez and Felix Feliz.

Year	Team	AVG	G	AB	R	H	2B	3B	HR	RBI	SAC	SF	HBP	BB	IBB	SO	SB	CS	GIDP	OBP	SLG
2007	DSL Rockies	.227	57	207	18	47	3	1	3	22	2	1	5	12	0	38	1	0	6	.284	.295
2008	DSL Rockies	.291	48	165	17	48	8	0	1	22	1	2	4	16	1	32	6	1	2	.364	.358
2009	DSL Rockies	.190	44	116	5	22	3	1	0	5	5	0	2	9	0	31	1	2	0	.260	.233
2010	Casper	.237	47	173	21	41	4	2	3	22	1	1	2	7	0	53	3	2	5	.273	.335
2011	Casper	.203	40	138	18	28	8	1	3	16	3	1	1	12	0	35	3	2	5	.270	.341
2012	Tri-City	.214	28	98	7	21	1	0	0	4	0	0	1	10	0	26	2	2	5	.294	.224
Minor League Totals		.231	264	897	86	207	27	5	10	91	5	12	15	66	1	215	16	9	23	.293	.305

Farm System

Dennis, Christopher

Right-Handed Pitcher

HT: 6-0 WT: 180 B/T: R/R Hometown: Bothell, WA
Born: March 31, 1989 in Seattle, WA School: University of Portland (OR)
Obtained: Selected in the 34th round of the 2011 First-Year Player Draft.
2012: Spent his second professional season at Tri-City appearing in 23 games of relief...2011: In his first season of professional ball made 19 appearances for Tri-City where he was used in multiple relief opportunities including having appearances in each of the fourth thru ninth innings...PERSONAL: Signed by Rockies scout Jesse Retzlaff.

Year	Team	W	L	ERA	G	GS	CG	SHO	GF	SV	IP	H	R	ER	HR	HB	BB	IBB	SO	WP	BK
2011	Tri-City	1	0	5.04	19	0	0	0	7	1	25.0	27	15	14	0	1	12	0	25	4	0
2012	Tri-City	2	2	2.11	23	0	0	0	6	1	42.2	30	10	10	3	2	18	0	46	1	0
Minor League Totals		3	2	3.19	42	0	0	0	13	2	67.2	57	25	24	3	3	30	0	71	5	0

Derkes, Marcos

Outfielder

HT: 6-0 WT: 155 B/T: S/R Hometown: San Lorenzo, P.R.
Born: September 12, 1991 in San Lorenzo, P.R. School: El Paso CC (TX)
Obtained: Signed as a non-drafted free agent on June 16, 2012
2012: In his first professional season with the DSL Rockies, he had the fourth-highest average on the team...PERSONAL: Signed by Rockies scouts Rolando Fernandez.

Year	Team	AVG	G	AB	R	H	2B	3B	HR	RBI	SAC	SF	HBP	BB	IBB	SO	SB	CS	GIDP	OBP	SLG
2012	DSL Rockies	.304	47	171	37	52	12	2	0	18	1	3	12	29	0	31	16	12	1	.437	.398
Minor League Totals		.304	47	171	37	52	12	2	0	18	1	3	12	29	0	31	16	12	1	.437	.398

Diaz, Joel

Catcher

HT: 6-1 WT: 175 B/T: R/R Hometown: Maracay, VZ
Born: September 18, 1995 in Maracay, VZ School: N/A
Obtained: Signed as a non-drafted free agent on September 4, 2012
PERSONAL: Signed by Rockies scouts Rolando Fernandez and Orlando Medina



Dilone, Miguel

Infielder

HT: 6-2

WT: 175

B/T: L/R

Hometown: Santiago, DR

Born: July 8, 1993 in Santiago, DR

School: N/A

Obtained: Signed as a non-drafted free agent on April 18, 2011.

2012: Had the second-highest average on the DSL Rockies...led the squad in doubles (19), triples (6) and was second in RBI (37)...2011: Spent his first professional season with the DSL Rockies where he saw time at first base, second base and third base...PERSONAL: Signed by Rockies scouts Rolando Fernandez and Jhonathan Leyba.

Year	Team	AVG	G	AB	R	H	2B	3B	HR	RBI	SAC	SF	HBP	BB	IBB	SO	SB	CS	GIDP	OBP	SLG
2011	DSL Rockies	.268	64	183	25	49	7	1	0	25	2	4	1	46	0	34	13	15	2	.410	.317
2012	DSL Rockies	.319	65	226	45	72	19	6	1	37	3	1	1	30	2	24	15	7	3	.396	.469
Minor League Totals		.296	129	409	70	121	26	7	1	62	7	3	2	76	2	58	28	22	5	.403	.401

Dodson, Stephen

Right-Handed Pitcher

HT: 6-5

WT: 200

B/T: R/R

Hometown: Chattanooga, TN

Born: August 29, 1985 in Chattanooga, TN

School: University of Georgia

Obtained: Selected in the 10th round of the 2008 First-Year Player Draft.

2011: Made his third stop in each of the last three years, making the jump from High-A Modesto to Double-A Tulsa...was named to the Texas League Mid-Season All-Star team after going 6-1 with a 4.46 ERA (34.1 ip, 17 er) with 24 strikeouts and 14 walks in 23 relief outings in the first half of the season...his 10 wins were the second-most among all Drillers behind Rob Scall's 12 wins...held opponents to a .242 batting average against, including .235 against lefties and .247 against righties...recorded his first career saves, notching two in 2011 with the Drillers...also finished 10 games for Tulsa...2010: Played the entire season for High-A Modesto where he set career highs in appearances, starts, innings, strikeouts and games finished...made his first career start 6/19 in a no-decision...had the most innings pitched among relievers and finished second among all Nuts with 46 appearances...2009: Saw his first professional action in 2009, spending the season with Low-A Asheville as a reliever...went 7-1, 2.45 (40.1 ip, 11 er) in 25 games...struckout 43 while walking just 14 batters on the season...went 6-1, 1.32 (27.1 ip, 4 er) following the South Atlantic League All-Star break...2008: Did not play in 2008...PERSONAL: Signed on July 7, 2008 by Rockies scout Alan Matthews...married to wife Katie in 2009, who was a four-time NCAA gymnastics champion and the all-time points leader in Georgia Gym Dogs history...the couple had their first child, Charlie, 9/25/09...was a Second-Team All-SEC selection, made 18 appearances overall and 15 starts for the SEC Champions that advanced to the College World Series Finals and ended with a number two final national ranking...posted a 5-5 mark, 4.52 ERA in 95.2 innings pitched with only 15 walks and 50 strikeouts...starter during the regular season and moved to the bullpen in the NCAA Super Regionals and CWS...was originally selected by Kansas City in the 18th round of the 2007 Draft but did not sign.

Year	Team	W	L	ERA	G	GS	CG	SHO	GF	SV	IP	H	R	ER	HR	HB	BB	IBB	SO	WP	BK
2009	Asheville	7	1	2.45	25	0	0	0	6	0	40.1	36	12	11	2	0	14	0	43	7	0
2010	Modesto	3	2	4.69	46	1	0	0	12	0	71.0	71	45	37	5	2	27	0	55	6	0
2011	Tulsa	10	2	3.47	42	0	0	0	10	2	62.1	56	25	24	7	2	24	1	48	7	0
2012	Colo. Springs	3	3	4.26	30	0	0	0	8	0	38.0	52	23	18	0	1	15	3	22	6	0
Minor League Totals		23	8	3.83	143	1	0	0	36	2	211.2	215	105	90	14	5	80	4	168	26	0

Domecus, Steve

Catcher

HT: 6-3

WT: 210

B/T: R/R

Hometown: Novato, CA

Born: June 29, 1987 in San Francisco, CA

School: Virginia Tech

Obtained: Signed as a non-drafted free agent on April 18, 2011.

2012: Spent the second half of the season with High-A Rancho Cucamonga...2011: Played the entire season at Low-A Great Lakes appearing in 60 games...2010: Opened his professional career at Rookie-advanced Ogden...hit .385 (10-for-26) against left-handers...was at his best in the clutch, hitting .314 (22-for-70) with runners on base and batting .313 (15-for-48) with runners in scoring position...PERSONAL: Originally selected in ninth round of 2010 First-Year Player Draft by the Los Angeles Dodgers...played two seasons at Virginia Tech from 2009-10...set the school's single-season doubles record with 27 in 62 games as a senior in 2010, leading the team with a .635 slugging percentage, tying for the club lead with 13 homers and ranking second with a .365 batting average and 60 RBI...voted to the 2010 ACC All-Tournament Team after hitting .357 with a home run and two RBI in three games...as a junior in 2009, named second team All-ACC as an outfielder and won the league's regular season batting title with a .406 mark

Year	Team	AVG	G	AB	R	H	2B	3B	HR	RBI	SAC	SF	HBP	BB	IBB	SO	SB	CS	GIDP	OBP	SLG
2010	Ogden	.252	34	131	19	33	8	2	4	23	1	1	6	6	0	19	2	0	3	.313	.435
2011	Great Lakes	.276	60	210	28	58	11	2	5	23	1	1	13	12	1	37	2	2	2	.352	.419
2012	Rancho Cucamonga	.277	22	83	14	23	7	1	0	8	0	0	4	7	0	14	2	0	1	.362	.386
Minor League Totals		.269	116	424	61	114	26	5	9	54	2	2	23	25	1	70	6	2	6	.342	.417

Encarnacion, Fedy

Right-Handed Pitcher

HT: 6-2

WT: 175

B/T: R/R

Hometown: Santo Domingo, DR

Born: August 4, 1994 in Santo Domingo, DR

School: N/A

Obtained: Signed as a non-drafted free agent on September 19, 2012.

PERSONAL: Signed by Rockies scouts Rolando Fernandez, Jhonathan Leyba and Frank Roa.

Estevez, Carlos

Right-Handed Pitcher

HT: 6-4

WT: 210

B/T: R/R

Hometown: Santo Domingo, DR

Born: December 28, 1992 in Santo Domingo, DR

School: N/A

Obtained: Signed as a non-drafted free agent on May 31, 2011.

2012: Spent his second-straight season with the DSL Rockies making nine starts and 12 total appearances...2011: Played for the DSL Rockies in his first professional season where he made six starts and two relief appearances.

ESTEVEZ continued

Year	Team	W	L	ERA	G	GS	CG	SHO	GF	SV	IP	H	R	ER	HR	HB	BB	IBB	SO	WP	BK
2011	DSL Rockies	3	2	3.44	8	6	1	0	1	0	34.0	33	14	13	2	0	14	0	27	6	1
2012	DSL Rockies	3	3	4.14	12	9	1	0	1	0	54.1	53	31	25	3	3	13	0	38	14	0
Minor League Totals		6	5	3.87	20	15	2	0	2	0	88.1	86	45	38	5	3	27	0	65	20	1

Featherston, Taylor

Infielder

HT: 6-1 **WT:** 185 **B/T:** R/R **Hometown:** Houston, TX
Born: October 8, 1989 in Houston, TX **School:** Texas Christian University
Obtained: Selected in the fifth round of the 2011 First-Year Player Draft.
2012: Played primarily second base for Low-Asheville but also spent time at third base, shortstop and designated hitter...**2011:** Spent his first professional season with Short Season Tri-City where he played shortstop in all 49 games...**PERSONAL:** Signed by Rockies scout Dar Cox...collected a .331 (234-for-706) average with 32 doubles, 13 triples, 16 home runs and 122 RBI in three seasons at TCU...was named to the 2010 College World Series All-Tournament Team, the MVP of the 2010 NCAA Fort Worth Regional, the 2010 MWC Postseason All-Tournament Team and 2010 First Team All-MWC as shortstop...started all of TCU's 62 games in 2011...*Baseball America* ranked him the 15th-best shortstop in the 2011 Draft and was ranked the 15th-best prospect available in the Draft.

Year	Team	AVG	G	AB	R	H	2B	3B	HR	RBI	SAC	SF	HBP	BB	IBB	SO	SB	CS	GIDP	OBP	SLG
2011	Tri-City	.231	49	169	19	39	8	3	2	20	3	0	3	17	1	38	3	1	4	.312	.349
2012	Asheville	.299	105	378	75	113	30	4	12	53	4	1	8	53	0	87	15	4	5	.393	.495
Minor League Totals		.278	154	547	94	152	38	7	14	73	4	4	11	70	1	125	18	5	9	.369	.450

Fernandez, Julian

Right-Handed Pitcher

HT: 6-2 **WT:** 170 **B/T:** R/R **Hometown:** Boca Chica, DR
Born: December 5, 1995 in Boca Chica, DR **School:** N/A
Obtained: Signed as a non-drafted free agent on July 2, 2012.
PERSONAL: Signed by Rockies scouts Rolando Fernandez and Jhonathan Leyba.

Fernandez, Raul

Right-Handed Pitcher

HT: 6-2 **WT:** 180 **B/T:** R/R **Hometown:** Boca Chica, DR
Born: June 22, 1990 in Boca Chica, DR **School:** N/A
Obtained: Signed as a non-drafted free agent on November 13, 2007.
2012: Converted back to bullpen duty for Rookie Level Grand Junction after spending the previous two seasons as a starter...appeared in 30 games, all relief, picking up two saves...**2011:** Spent his first season in the States with Rookie Level Casper...led the Ghosts in starts and innings pitched...was named the Pioneer League Pitcher of the Week 8/1-7...**2010:** In his second season as a pitcher made 11 starts for the Rockies DSL club...had five outings where he did not allow an earned run and did not allow a home run all season...**2009:** Converted catcher spent his first season as a pitcher with the DSL Rockies as one of the club's primary relievers...finished tied for third on the club with 25 appearances and added 2 saves...owned a 3.29 ERA (41.0 ip, 15 er) in his first professional season as a pitcher...**2008:** Spent his first professional season with the DSL Rockies as one of 3 regular catchers...hit .067 (1-for-15) vs. lefties and .264 (14-for-53) against righties...**PERSONAL:** Signed on November 13, 2007 by Rockies scouts Rolando Fernandez and Jhonathan Leyba.

Year	Team	W	L	ERA	G	GS	CG	SHO	GF	SV	IP	H	R	ER	HR	HB	BB	IBB	SO	WP	BK
2009	DSL Rockies	2	1	3.29	25	0	0	0	6	2	41.0	39	17	15	0	3	10	4	27	4	0
2010	DSL Rockies	4	3	1.52	12	11	0	0	0	0	65.0	55	15	11	0	4	21	0	46	6	0
2011	Casper	4	7	8.20	14	14	0	0	0	0	63.2	91	64	58	11	9	18	0	50	14	2
2012	Grand Junction	1	1	3.52	30	0	0	0	6	2	30.2	28	16	12	3	4	6	0	27	4	2
Minor League Totals		11	12	4.31	81	25	0	0	12	4	200.1	213	112	96	14	20	55	4	150	28	4

Year	Club	AVG	G	AB	R	H	2B	3B	HR	RBI	SH	SF	HP	BB	IBB	SO	SB	CS	GIDP	SLG	OBP
2008	DSL Rockies	.221	21	68	5	15	3	0	0	6	1	0	0	4	0	12	2	0	0	.265	.264
Minor League Totals		.221	21	68	5	15	3	0	0	6	1	0	0	4	0	12	2	0	0	.265	.264

Flemer, Matthew

Right-Handed Pitcher

HT: 6-2 **WT:** 210 **B/T:** R/R **Hometown:** El Cerrito, CA
Born: November 22, 1990 in El Cerrito, CA **School:** UC Berkeley
Obtained: Selected by Colorado in the 27th round of the 2012 First-Year Player Draft.
2012: In his first professional season finished six games with one save over 15 relief appearances...**PERSONAL:** Signed on July 2, 2012 by Rockies scout Gary Wilson.

Year	Team	W	L	ERA	G	GS	CG	SHO	GF	SV	IP	H	R	ER	HR	HB	BB	IBB	SO	WP	BK
2012	Tri-City	3	3	2.12	15	0	0	0	6	1	29.2	18	8	7	2	3	7	1	23	1	0
Minor League Totals		3	3	2.12	15	0	0	0	6	1	29.2	18	8	7	2	3	7	1	23	1	0

Froneberger, Isaiah

Left-Handed Pitcher

HT: 5-10 **WT:** 200 **B/T:** L/L **Hometown:** Rex, GA
Born: June 23, 1989 in Forest Park, GA **School:** Forest Park HS (GA)
Obtained: Selected in the fourth round of the 2007 First-Year Player Draft.
2012: Spent the entire season, his sixth professional, with High-A Modesto appearing in 53 games in relief and converting on 10 saves...pitched for the Salt River Rafters in the Arizona Fall League going 1-1 with a 8.25 ERA (12.0 ip, 11 er) in 11 games...**2011:** Made three stops in his fifth professional season...began the season at Double-A Tulsa where he made two appearances before being placed on the disabled list in early July...after five rehab outings in Tri-City was transferred to Low-A Asheville where he would finish the season allowing runs in just three of his final 15 outings...**2010:** Spent his fourth professional season with Modesto as a late-inning reliever...set a career-high with 18 games finished, 45 appearances,

FRONEBERGER continued

69.2 innings and opponent average (.242)...began the season with six scoreless outings, allowing just five hits in 7.1 innings over that period...allowed one-run or less in 36 of his 45 appearances...**2009:** Spent the season with Asheville as one of the club's regular relievers...owned a 10.8 strikeout per 9.0 innings pitched ratio (59.0 ip, 71 so)...owned a 6.07 ERA (29.2 ip, 20 er) in 21 games prior to the All-Star break and a 3.07 ERA (29.1 ip, 10 er) in 22 games after the break...**2008:** Pitched his second consecutive season for Rookie Level Casper and led the club in appearances with 25...posted a 12.9 so/9.0 ip ratio (28.2 ip, 41 so)...allowed runs in just 7 of 25 appearances...allowed 5 runs in 0.1 inning 8/13 at Billings, in all other games combined his season ERA was 2.54 (28.1 ip, 8 er)...**2007:** Spent his first professional season with Casper...appeared in just 9 games and allowed 8 earned runs in just 9.0 innings pitched...did register 13 strikeouts against just 2 walks...**PERSONAL:** Signed on June 11, 2007 by Rockies scout Clarence Johns.

Year	Team	W	L	ERA	G	GS	CG	SHO	GF	SV	IP	H	R	ER	HR	HB	BB	IBB	SO	WP	BK
2007	Casper	0	0	8.00	9	0	0	0	1	1	9.0	13	8	8	2	1	2	0	13	0	0
2008	Casper	0	0	4.08	25	0	0	0	7	2	28.2	28	13	13	1	0	17	2	41	5	0
2009	Asheville	3	3	4.58	43	1	0	0	7	0	59.0	61	32	30	7	3	29	0	71	3	0
2010	Modesto	2	3	4.52	45	0	0	0	18	1	69.2	63	36	35	8	3	43	2	70	5	2
2011	Tulsa	0	0	16.87	2	0	0	0	0	0	2.2	5	5	5	1	1	0	0	3	0	0
	Tri-City	0	1	7.71	5	0	0	0	5	3	4.2	10	4	4	0	0	2	1	5	1	0
	Asheville	2	1	4.56	22	0	0	0	7	0	25.2	30	13	13	4	2	15	1	31	1	1
2012	Modesto	7	4	2.84	53	0	0	0	21	10	76.0	67	26	24	1	2	39	2	78	8	1
Minor League Totals		14	12	4.32	204	1	0	0	66	17	275.1	277	137	132	24	12	147	8	312	23	4

Gagnon, Tyler**Right-Handed Pitcher**

HT: 6-2

WT: 175

B/T: R/R

Hometown: Abilene, TX

Born: March 22, 1989 in Livermore, CA

School: Diablo Valley College (CA)

Obtained: Selected by Colorado in the 15th round of the 2009 First-Year Player Draft.

2012: Split his fourth professional season between Short Season Tri-City and Low-A Asheville...went a combined 2-2 with a 2.98 ERA (42.1 ip, 14 er) in 13 games/6 starts between the two stops...**2011:** Spent the entire season with Tri-City where he recorded the second-lowest ERA in the Northwest League, the lowest opponent average (.205) and the third-lowest WHIP (1.10)...was named the NWL Pitcher of the Week on two occasions (7/25-31, 8/1-7)...led Dust Devil starters in ERA and was second in strikeouts...**2010:** Spent his second full season at Rookie Level Casper as a regular starting pitcher after spending 2009 as a reliever...his 15 starts led all Ghosts and his 5 wins were second-most...also had the second-lowest ERA amount Casper starters and the second-most strikeouts...was named as Honorable Mention to the Pioneer League All-Star team...his 3.89 ERA was the fifth-lowest in the Pioneer League and fifth-lowest in the Rockies system...**2009:** Pitched his first professional season with Casper as one of the club's relievers...owned a 6.19 ERA (16.0 ip, 11 er) on the season...allowed 5 runs in his first 3.0 innings, then allowed just 6 runs over his final 13.0 innings...**PERSONAL:** Signed on June 22, 2009 by Rockies scout Gary Wilson.

Year	Team	W	L	ERA	G	GS	CG	SHO	GF	SV	IP	H	R	ER	HR	HB	BB	IBB	SO	WP	BK
2009	Casper	0	1	6.19	13	0	0	0	4	0	16.0	18	11	11	2	0	5	0	20	1	0
2010	Casper	5	3	3.89	15	15	0	0	0	0	76.1	94	41	33	6	3	17	0	63	5	0
2011	Tri-City	4	3	2.57	14	14	0	0	0	0	73.2	55	23	21	2	6	26	0	64	5	1
2012	Tri-City	2	2	3.24	6	4	0	0	0	0	25.0	31	10	9	1	1	3	0	16	0	0
	Asheville	0	0	2.60	7	2	0	0	2	1	17.1	13	5	5	1	0	8	0	13	0	0
Minor League Totals		11	9	3.41	55	35	0	0	6	1	208.1	211	90	79	12	10	59	0	176	11	1

Gailen, Blake**Outfielder**

HT: 5-9

WT: 180

B/T: L/L

Hometown: Verdugo Hills, CA

Born: March 27, 1985 in Verdugo Hills, CA

School: Nevada-Las Vegas

Obtained: Signed as a non-drafted free agent on November 2, 2012.**Galvez, Cesar****Infielder**

HT: 5-10

WT: 150

B/T: S/R

Hometown: San Pedro de Macoris, DR

Born: July 24, 1991 in San Pedro de Macoris, DR

School: N/A

Obtained: Signed as a non-drafted free agent on February 23, 2010.

2012: Played in 13 games for Rookie Level Grand Junction...**2011:** Played all four infield positions in his second professional season with the DSL Rockies...led the Rockies in games played and was third on the team in on-base percentage and batting average...his 47 stolen bases led the Rockies organization...**2010:** Spent his first professional season with the DSL Rockies...played second base, shortstop and third base, splitting time between them all...had his most success hitting in the second slot of the batting order where he hit .228 (13-for-57)...**PERSONAL:** Signed by Rockies scouts Rolando Fernandez and Jhonathan Leyba.

Year	Team	AVG	G	AB	R	H	2B	3B	HR	RBI	SAC	SF	HBP	BB	IBB	SO	SB	CS	GIDP	OBP	SLG
2010	DSL Rockies	.199	55	166	17	33	5	1	0	12	9	1	2	16	0	21	13	5	2	.276	.241
2011	DSL Rockies	.269	68	234	44	63	7	2	0	26	8	1	2	44	0	30	47	11	4	.388	.316
2012	Grand Junction	.340	13	53	10	18	0	1	0	4	0	3	0	3	0	8	6	2	1	.375	.377
Minor League Totals		.252	136	453	71	114	12	4	0	42	2	20	4	63	0	59	66	18	7	.347	.296

Garcia, Dawin**Infielder**

HT: 6-1

WT: 170

B/T: S/R

Hometown: Santo Domingo, DR

Born: August 28, 1993 in Santo Domingo, DR

School: N/A

Obtained: Signed as a non-drafted free agent on January 5, 2011.

2012: Played his second-straight season with the DSL Rockies...**2011:** Spent his first professional season with the Rockies Dominican Summer League club...**PERSONAL:** Signed by Rockies scouts Rolando Fernandez, Jhonathan Leyba and Martin Cabrera.

GARCIA, D. continued

Year	Team	AVG	G	AB	R	H	2B	3B	HR	RBI	SAC	SF	HBP	BB	IBB	SO	SB	CS	GIDP	OBP	SLG
2011	DSL Rockies	.126	30	87	7	11	1	0	1	3	0	0	0	6	0	35	0	0	2	.183	.172
2012	DSL Rockies	.092	24	65	3	6	1	0	0	5	1	1	0	4	0	19	0	1	1	.143	.108
Minor League Totals		.112	54	152	10	17	2	0	1	8	1	1	0	10	0	54	0	1	3	.166	.145

Garcia, Henry

Infielder

HT: 6-2 WT: 195 B/T: R/R Hometown: San Pedro de Macoris, DR
 Born: September 21, 1993 in San Pedro de Macoris, DR School: N/A
 Obtained: Signed as a non-drafted free agent on January 2, 2012.
 2012: Spent his first professional season with the DSL Rockies as their primary first baseman...PERSONAL: Signed by Rockies scout Rolando Fernandez.

Year	Team	AVG	G	AB	R	H	2B	3B	HR	RBI	SF	SAC	HBP	BB	IBB	SO	SB	CS	GIDP	OBP	SLG
2012	DSL Rockies	.234	57	231	30	54	15	1	3	38	2	0	7	8	0	57	6	1	3	.278	.346
Minor League Totals		.234	57	231	30	54	15	1	3	38	2	0	7	8	0	57	6	1	3	.278	.346

Garko, Ryan

Infielder

HT: 6-2 WT: 225 B/T: R/R Hometown: Pittsburgh, PA
 Born: January 2, 1981 in Pittsburgh, PA School: Stanford

Obtained: Signed as a minor league free agent on January 13, 2013.
 2012: Signed with the Long Island Ducks of the independent Atlantic League of Professional Baseball in March 2012...he started well, leading the league in OPS and placing among the league leaders in batting average, and was signed to a minor league contract by the Tampa Bay Rays on 5/14/12...hit well for Double-A Montgomery batting .297 (68-for-229) in 61 games...had three consecutive three-hit games from 6/24-26...in 24 June games for the Biscuits, hit .373 (32-for-86) with 18 RBI...2011: Signed with the Samsung Lions of the Korea Baseball Organization...injured and released in July...2010: Claimed by the Texas Rangers on 4/1 and added to the 25-man roster...on 5/13, he cleared waivers and was outrighted to Triple-A Oklahoma City, which removed him from the Rangers' 40-man roster...hit his first home run of the season, a grand slam, with the RedHawks against the Triple-A Portland Beavers on 5/21...with Oklahoma City in 2010, Garko batted only .235 with only 90 hits and 12 home runs...he became a free agent at the end of the season...2009: Combined to bat .268 (95-for-354) with 13 home runs and 51 RBI in 118 games between Cleveland (78 G) and San Francisco (40 G)...acquired by San Francisco on 7/27 in exchange for minor league LHP Scott Barnes...made third consecutive Opening Day roster with the Indians...started 65 games for the Indians (1B - 47, DH - 8, LF - 6, RF - 4)...ranked tied for 7th in the AL with 10 HBP...since 2007 has been hit 47 times, 2nd-most in the Majors (Chase Utley - 76)...hit pair of home runs 5/25 vs. Tampa Bay in Indians 10-run come-from-behind win...made 30 starts at 1B for Giants...hit safely in 21 of 30 starts for SF...2008: Tied for Major League lead with 7 games with 4 or more RBI and led Majors with 4 games of at least 5 RBI...ranked tied for 17th in the AL in RBI (90)...reached base safely in career-high 32 consecutive games (via H, BB, HBP) from 8/14-9/24, tied for 2nd-longest streak in AL...hit .410 (25-for-61) with 4 HR and 20 RBI over final 18 games of the season...ranked tied for 3rd in AL with 40 RBI from 8/9-end of season (M. Cabrera, 42)...career-high 6 RBI 6/4 at Texas...hit first career grand slam 9/26 at Chicago (AL) as part of first career multi-homer game...made 121 starts at first base and 13 starts at DH...ranked 7th in the AL with 4.15 pitches per at-bat...2007: Was the Cleveland's primary first baseman in first full season in the Majors...hit 21 home runs after recording only 7 in previous 51 ML games...ranked 5th among AL first basemen with 140 hits...among the AL leaders in batting average after the 6th inning (.297, 16th), hit by pitches (CLE record 20, 3rd)...recorded a pair of pinch hit home runs; 6/8 at CIN, 7/17 vs. CWS...reached base safely via hit or walk in 107 of 138 games...batted .385 (37-for-96) in May with 5 HR and 16 RBI, tied for the 3rd-best average in the AL for the month...recorded career-high 17-game hitting streak, 6/30-7/24 (.456/26-for-57, 14 R, 10 2B, 3 HR, 10 RBI)...was hit-by-pitch in 3 consecutive games, 5/29-31...started 9 games at first base in the postseason and hit .314 (11-for-35) with 2 2B, 1 HR and 5 RBI (.899 OPS)...homer came in game 1 of ALDS vs. NYY (Hughes)...2006: Finished 5th among American League rookies with 45 RBI...combined on the year between Buffalo and Cleveland hit 22 home runs with 104 RBI...collected first Major League hit and RBI with a PH RBI double 7/1 at Cincinnati (off Brian Shackelford)...hit first home run and collected a then career-high 4RBI 8/10 vs. LAA...recorded 36 RBI from 8/20-remainder of season, ranking tied for 3rd in AL and tied for 6th in the Majors...2005: Spent the entire regular season with Buffalo (AAA) in the International League...led all Cleveland minor leaguers batting .303 (137-for-452) with 19 homers and 77 RBI in 127 games...named to the mid-season and postseason IL All-Star Teams...had contract purchased on 9/2 and made ML debut in a pinch-hitting appearance 9/18 vs. Kansas City (SO)...played for Mesa in the Arizona Fall League...2004: Made stops at all three levels of Cleveland's minor league chain...combined to bat .330 (142-for-430) with 22 home runs and 100 RBI in 113 games for Kinston (A), Akron (AA) and Buffalo (AAA)...tied 2nd among Indians minor leaguers in RBI and was 3rd in batting average and homers...named to the 2nd team Minor League Baseball All-Star Team by Baseball America and was the DH on the Carolina League Post-Season All-Star Team...named Indians Minor League Player of the Year (Lou Boudreau Award) and Indians Minor League Player of the Year by USA Today...played for Peoria in the Arizona Fall League (.348, 5 HR, 30 RBI)...2003: Made professional debut at Mahoning Valley (A) after signing on July 9...appeared in 34 games at catcher and 11 at DH...homered in first pro at-bat, 7/13 vs. Lowell...PERSONAL: Originally selected by Cleveland in the 3rd round of the 2003 June draft.

Farm System

GARKO continued

Year	Team	AVG	G	AB	R	H	2B	3B	HR	RBI	SAC	SF	HBP	BB	IBB	SO	SB	CS	GIDP	OBP	SLG
2003	Mahoning Valley	.273	45	165	23	45	8	1	4	16	0	2	4	12	0	19	1	1	5	.337	.406
2004	Kinston	.328	65	238	44	78	17	1	16	57	1	0	15	26	3	34	4	1	6	.425	.609
	Akron	.331	43	172	29	57	15	0	6	38	2	0	6	14	0	28	1	0	3	.397	.523
	Buffalo	.350	5	20	2	7	1	0	0	4	1	0	0	2	0	3	0	0	0	.391	.400
2005	Buffalo	.303	127	452	75	137	25	3	19	77	4	2	18	44	2	92	1	3	11	.384	.498
	CLEVELAND	.000	1	1	0	0	0	0	0	0	0	0	0	0	0	1	0	0	0	.000	.000
2006	Buffalo	.247	103	364	43	90	18	0	15	59	9	0	19	45	3	67	4	5	9	.352	.420
	CLEVELAND	.292	50	185	28	54	12	0	7	45	3	0	7	14	0	37	0	0	5	.359	.470
2007	CLEVELAND	.289	138	484	62	140	29	1	21	61	3	0	20	34	1	94	0	1	12	.359	.483
2008	CLEVELAND	.273	141	495	61	135	21	1	14	90	8	0	15	45	1	86	0	0	10	.346	.404
2009	CLEVELAND	.285	78	239	29	68	10	0	11	39	2	2	10	20	1	40	0	0	6	.362	.464
	SAN FRANCISCO	.235	40	115	10	27	3	1	2	12	0	0	3	9	0	10	0	0	2	.307	.330
2010	TEXAS	.091	15	33	0	3	0	0	0	3	0	2	0	3	1	4	0	0	1	.167	.091
	Okla. City	.235	93	340	42	80	11	1	12	48	1	0	5	41	0	62	1	1	14	.326	.379
2011																					
	INJURED - DID NOT PLAY																				
2012	Long Island	.450	16	60	9	27	2	0	4	16	0	0	1	10	1	9	0	0	-	.585	.683
	Montgomery	.297	61	229	33	68	9	0	8	40	3	0	7	28	1	50	0	0	7	.386	.441
Minor League Totals		.284	542	1980	291	562	104	6	80	339	21	4	74	212	9	355	12	11	55	.371	.464
Major League Totals		.275	463	1552	190	427	75	3	55	250	16	4	55	125	4	272	0	1	36	.347	.434

Garneau, Dustin

Catcher

HT: 6-1 **WT:** 200 **B/T:** R/R **Hometown:** San Pedro, CA
Born: August 13, 1987 in Torrance, CA **School:** Cal State Fullerton
Obtained: Selected in the 19th round of the 2009 First-Year Player Draft.
2012: Spent the entire season with High-A Modesto, starting 82 games behind the plate...caught 31.9% (31-for-97) baserunners attempting to steal on him...**2011:** Made his fourth stop in his three professional seasons, spending the entire season with Low-A Asheville as the primary catcher...finished fourth in the South Atlantic League in slugging and in HR/AB (20.06)...had the second-most doubles and third-most home runs among all Tourists...**2010:** Began the season with Short Season Tri-City where he hit .224 in 42 games for the Dust Devils and started in 41 of those 42...was promoted to High-A Modesto for the remainder of the season where he made 11 starts for the Nuts and hit a career-high for one stop, hitting .310...had five multi-hit games in those 11 starts...**2009:** Played 23 games for Rookie Level Casper in his first professional season, splitting time at catcher...hit .250 (18-for-72) with nearly as many walks (13) as strikeouts (14)...**PERSONAL:** Has two brothers, Jason and Dylan...signed on June 18, 2009 by Rockies scout Jon Lukens.

Year	Team	AVG	G	AB	R	H	2B	3B	HR	RBI	SAC	SF	HBP	BB	IBB	SO	SB	CS	GIDP	OBP	SLG
2009	Casper	.250	23	72	11	18	4	1	1	13	0	0	4	13	0	14	1	0	1	.393	.375
2010	Tri-City	.224	42	143	20	32	11	2	2	21	1	2	7	21	1	30	3	2	2	.347	.371
	Modesto	.310	12	42	5	13	2	2	1	13	0	0	0	2	0	9	0	1	0	.341	.524
2011	Asheville	.255	100	341	71	87	29	4	17	67	1	5	7	58	0	70	7	7	3	.370	.513
2012	Modesto	.243	86	300	35	73	18	3	6	29	4	2	2	40	0	41	2	3	6	.332	.383
Minor League Totals		.248	263	898	142	223	64	12	27	143	11	4	20	134	1	164	13	13	12	.355	.437

Garvey, Ryan

Outfielder

HT: 6-1 **WT:** 190 **B/T:** R/R **Hometown:** Indian Wells, CA
Born: March 30, 1993 in Indian Wells, CA **School:** Riverside CC (CA)
Obtained: Selected in the 33rd round of the 2012 First-Year Player Draft.
2012: In his first professional season with Rookie Level Grand Junction, played all three spots in the outfield along with 10 games as a designated hitter...was named Pioneer League Player of the Week for 6/18-24 after going 10-for-20 with 3 doubles, 2 home runs and 6 RBI in six games...**PERSONAL:** Signed by Rockies scout Jon Lukens.

Year	Team	AVG	G	AB	R	H	2B	3B	HR	RBI	SF	SAC	HBP	BB	IBB	SO	SB	CS	GIDP	OBP	SLG
2012	Grand Junction	.304	29	102	18	31	7	2	5	19	2	0	2	15	1	33	2	2	0	.397	.559
Minor League Totals		.304	29	102	18	31	7	2	5	19	2	0	2	15	1	33	2	2	0	.397	.559

Gomez, Leuris

Right-Handed Pitcher

HT: 6-0 **WT:** 170 **B/T:** R/R **Hometown:** Moca, DR
Born: October 20, 1986 in Moca, DR **School:** N/A
Obtained: Signed as a non-drafted free agent on August 25, 2005.
2012: Played majority of the season with High-A Modesto with the exception of one game for Triple-A Colorado Springs...started 16 games and had six relief appearances for Modesto...**2011:** Was used primarily in the bullpen in his third professional season where he spent the entire year at High-A Modesto...made five four starts in the middle of the season and one towards the end of the year...had the highest strikeouts per 9.0 innings among all pitchers in the California League...his 85.1 innings pitched and 99 strikeouts were the most among Nuts relievers while his 35 walks were the fewest in the same category...**2010:** Spent his first season at Asheville where he spent his second season as a pitcher used in middle relief...had a career-high 11 games finished, 78.0 innings, 48 appearances, 75 strikeouts and 6 wins...his 48 games played were tied for third-most on Asheville...26 of his 48 appearances were longer than 1.0 inning...**2009:** The converted infielder spent his first professional season as a pitcher with Rookie Level Casper...also made one appearance for Colorado Springs in early May...went 0-1, 4.68 (25.0 ip, 13 er) in 19 games for the Ghosts...allowed just one earned run in his first five appearances...**2008:** Hit .237 (9-for-38) in 14 games before being injured and missing the rest of the season...**2007:** Hit .303 in his second season with the Rockies DSL team as the club's everyday third baseman...finished second on the team with a .303 batting average, .380 on-base percentage and 14 doubles...led team in games played with 69...hit .383 (41-for-107) in July, and a combined .247 (38-for-154) in June and August...**2006:** Spent first professional

GOMEZ continued

season with the DSL Rockies...ranked first on club in runs (39) and hits (65)...**PERSONAL:** Signed on August 25, 2005 by Rockies scouts Rolando Fernandez and Felix Feliz.

Year	Team	W	L	ERA	G	GS	CG	SHO	GF	SV	IP	H	R	ER	HR	HB	BB	IBB	SO	WP	BK
2009	Colo. Springs	0	0	13.50	1	0	0	0	0	0	2.2	6	4	4	1	1	1	0	1	0	0
	Casper	0	1	4.68	19	0	0	0	7	0	25.0	31	21	13	2	2	13	1	23	5	0
2010	Asheville	6	5	4.62	48	0	0	0	11	1	78.0	91	45	40	3	2	20	0	75	8	0
2011	Modesto	5	3	4.75	38	5	0	0	4	0	85.1	88	52	45	7	3	35	1	99	8	2
2012	Colo. Springs	1	0	0.00	1	0	0	0	0	0	2.0	2	0	0	0	0	0	0	2	0	0
	Modesto	4	5	5.14	22	16	0	0	2	1	98.0	103	63	56	12	3	35	0	97	8	0
Minor League Totals		16	14	4.89	129	21	0	0	24	2	291.0	321	185	158	25	11	104	2	297	29	2

Year	Team	AVG	G	AB	R	H	2B	3B	HR	RBI	SAC	SF	HBP	BB	IBB	SO	SB	CS	GIDP	OBP	SLG
2006	DSL Rockies	.290	66	224	39	65	7	3	0	13	8	0	5	27	0	38	17	8	7	.379	.348
2007	DSL Rockies	.303	69	261	34	79	14	1	1	28	12	1	6	27	2	38	23	16	2	.380	.375
2008	Casper	.237	14	38	3	9	2	0	0	3	4	0	0	2	0	15	2	1	1	.275	.289
2009	Colo. Springs	.000	1	1	0	0	0	0	0	0	0	0	0	0	0	0	0	0	0	.000	.000
2012	Colo. Springs	.000	1	1	0	0	0	0	0	0	0	0	0	0	0	0	0	0	0	.000	.000
Minor League Totals		.291	151	525	76	153	23	4	1	44	1	24	11	56	2	91	42	25	10	.371	.356

Gonzalez, Jose**Catcher**

HT: 6-1

WT: 165

B/T: R/R

Hometown: Guarenas, VZ

Born: June 23, 1987 in Caracas, VZ

School: U.E Alonso Andrea de Ledezma

Obtained: Signed as a non-drafted free agent on July 16, 2004.

2012: Spent the entire season with Double-A Tulsa, playing in 51 games behind the plate....**2011:** Played in 69 games for High-A Modesto, all coming behind the plate for the Nuts...the 69 games played were the most for Gonzalez in any season of his seven-year professional career...**2010:** Spent the entire season with Low-A Asheville as one of the primary catchers...started 51 games behind the plate...finished the season recording hits in 12 of the final 13 games, including multiple hits in five of those 13...played for La Guaira in the Venezuela Winter League...**2009:** Spent the majority of his season with Tri-City as one of the club's catchers...also spent some time with Tulsa as a back-up catcher...**2008:** Played the entire season for Rookie Level Casper where he received starts at catcher and first base...hit .077 (2-for-26) vs. lefties and .405 (17-for-42) vs. righties...hit .438 (7-for-16) with RISP...**2007:** Caught the majority of the games for the Rockies DSL team...led the club with 34 walks...his 24 RBI were the fourth-highest total on the club...**2006:** After hitting .122 (5-for-41) in June, batted .360 (9-for-25) in July and .313 (20-for-64) in August...had season-high 3 hits twice: 7/4 and 7/20...**2005:** Spent first professional season with DSL Rockies...**PERSONAL:** Signed on July 16, 2004 by Rockies scouts Rolando Fernandez and Francisco Cartaya.

Year	Team	AVG	G	AB	R	H	2B	3B	HR	RBI	SAC	SF	HBP	BB	IBB	SO	SB	CS	GIDP	OBP	SLG
2005	DSL Rockies	.184	43	147	16	27	4	2	1	16	0	2	11	10	0	37	4	2	2	.282	.259
2006	DSL Rockies	.262	48	130	18	34	3	1	1	9	8	0	6	16	0	21	2	2	2	.368	.323
2007	DSL Rockies	.202	61	208	26	42	8	2	2	24	6	1	9	34	2	62	3	1	3	.337	.288
2008	Casper	.279	26	68	12	19	7	0	2	14	0	0	3	12	0	18	1	3	3	.410	.471
2009	Tulsa	.211	12	38	6	8	2	1	1	4	0	1	0	3	0	8	1	0	1	.262	.395
	Tri-City	.178	35	118	10	21	3	0	0	14	8	1	0	13	0	29	2	0	2	.258	.203
2010	Asheville	.228	53	193	22	44	11	0	1	15	2	2	2	11	0	49	3	3	4	.274	.301
2011	Modesto	.210	69	214	27	45	3	0	1	15	8	2	5	24	1	47	2	2	4	.302	.238
2012	Tulsa	.230	51	174	20	40	7	0	1	12	1	3	2	11	0	40	1	2	9	.282	.287
Minor League Totals		.217	398	1290	157	280	48	6	10	123	10	35	38	134	3	311	19	15	30	.307	.287

Farm System

Gonzalez, Juan**Right-Handed Pitcher**

HT: 6-2

WT: 200

B/T: R/R

Hometown: El Tiguerito, VZ

Born: April 5, 1990 in El Tiguerito, VZ

School: N/A

Obtained: Signed as a non-drafted free agent on October 6, 2006.

2012: Played for High-A Modesto in his sixth professional season...started a career-high 26 games going 6-13 with a 6.03 ERA...**2011:** In his second season with Low-A Asheville made more relief appearances than starts for the first time in his professional career...made six starts and 13 relief appearances for the Tourists...made two relief appearances to begin the season before making six straight starts in which he went 0-5 with a 10.95 ERA (24.2 ip, 30 er)...finished the season with 11 straight relief outings...**2010:** Spent his first season with Asheville in the starting rotation...made the third-most starts among Tourists...had the least amount of wins among starters and had the third-most wins...began the season going 3-2, 3.27 (66.0 ip, 24 er) in 12 starts prior to the All-Star break, but fell 0-6, 6.24 (49.0 ip, 34 er) in the second half of the season...set career highs in innings, starts, appearances, strikeouts and losses...**2009:** Spent his first season in the States, pitching as a starter for the Rookie Level Casper Ghosts...walked (35) nearly as many batters as he struckout on the season...**2008:** Spent the entire season with the DSL Rockies and led the club in innings pitched and starts...tossed the clubs only complete game, and shutout, 7/2 (9.0 ip, 1 h, 0 bb, 4 so)...allowed lefties to hit .218 (24-for-110) and righties .200 (34-for-170)...**2007:** Went 0-2, 3.38 in 6 games/3 starts for the DSL Rockies team...**PERSONAL:** Signed on October 6, 2006 by Rockies scouts Rolando Fernandez, Francisco Cartaya and Carlos Gomez.

Year	Team	W	L	ERA	G	GS	CG	SHO	GF	SV	IP	H	R	ER	HR	HB	BB	IBB	SO	WP	BK
2007	DSL Rockies	0	2	3.38	6	3	0	0	0	0	16.0	15	8	6	0	2	10	0	12	1	1
2008	DSL Rockies	5	2	2.30	13	13	1	1	0	0	78.1	58	26	20	1	10	10	0	53	7	1
2009	DSL Rockies	2	2	1.25	4	4	0	0	0	0	21.2	11	8	3	0	2	6	0	19	1	0
	Casper	1	6	7.13	14	13	1	0	1	0	65.2	89	58	52	7	3	35	0	39	8	5
2010	Asheville	3	8	4.54	22	22	0	0	0	0	115.0	133	65	58	7	10	31	0	69	12	3
2011	Asheville	3	7	7.90	19	6	0	0	3	0	54.2	78	59	48	7	7	19	0	42	5	1
2012	Modesto	6	13	6.03	27	26	1	0	0	0	134.1	178	109	90	12	9	54	0	96	11	3
Minor League Totals		20	40	5.13	105	87	3	1	4	0	485.2	562	333	277	34	43	165	0	330	45	14

Gonzalez, Nelson

Right-Handed Pitcher

HT: 6-1 WT: 170 B/T: R/R Hometown: Barahona, DR
Born: February 15, 1990 in Barahona, DR School: N/A

Obtained: Signed as a non-drafted free agent on January 2, 2007.

2012: Appeared in 51 games for Low-A Asheville, his fourth stop in the Rockies organization...2011: Made his third stop in the last three seasons, spending the entire year with Short Season Tri-City where he led the team and the Northwest League with his seven wins...at one point won five straight games, all in relief from 7/1-20...also started four games in which he went 2-0 with a 0.83 ERA (21.2 ip, 2 er)...was named the NWL Pitcher of the Week 7/4-10...2010: Spent his first professional season in the U.S. with the Rookie Level Casper Ghosts as a reliever...it was his first season not making at least one start...finished a career-high 10 games...allowed earned runs in just 8 of his 20 appearances with four of those outings allowing just one earned run...lasted at least 1.0 inning in 19 of his 20 outings...his 20 outings were second-most among Ghosts...2009: Spent his third professional season as one of the Rockies most used relievers...finished second on the club with 27 appearances, while his 51.0 innings were the third-most on the club...struckout nearly one batter per inning on the season (50 so, 51.0 ip)...2008: Spent the entire season with the DSL Rockies and finished second on the club in innings pitched (62.0) and strikeouts (54)...went 2-2, 4.30 (23.0 ip, 11 er) in 9 relief outings and 2-4, 2.31 (39.0 ip, 16 er) in 7 starts...2007: Went 3-1, 3.23 (47.1 ip, 17 er) in 15 games/7 starts in his first professional season with the DSL Rockies...3 of his 7 starts were quality outings...held opponents at a .227 (40-for-176) average against...PERSONAL: Signed on January 2, 2007 by Rockies scouts Rolando Fernandez, Felix Feliz and Martin Jose.

Year	Team	W	L	ERA	G	GS	CG	SHO	GF	SV	IP	H	R	ER	HR	HB	BB	IBB	SO	WP	BK
2007	DSL Rockies	3	1	3.23	15	7	0	0	1	0	47.1	40	23	17	1	8	19	0	22	7	2
2008	DSL Rockies	4	6	3.05	16	7	0	0	2	0	62.0	51	27	21	3	8	9	0	54	6	0
2009	DSL Rockies	5	5	3.18	27	2	0	0	5	0	51.0	60	29	18	0	7	17	3	50	5	0
2010	Casper	2	2	4.18	20	0	0	0	10	0	32.1	33	18	15	5	3	10	0	34	4	0
2011	Tri-City	7	0	1.71	20	4	0	0	11	3	58.0	48	16	11	0	6	10	0	49	7	3
2012	Asheville	8	4	4.12	51	0	0	0	32	4	63.1	66	38	29	3	6	25	0	63	6	1
Minor League Totals		29	18	3.18	149	20	0	0	61	7	314.0	298	151	111	12	38	90	3	272	35	6

Gonzalez, Rayan

Right-Handed Pitcher

HT: 6-3 WT: 175 B/T: R/R Hometown: Arecibo, PR
Born: October 19, 1990 in Arecibo, PR School: Bethune-Cookman University (FL)

Obtained: Drafted in the 21st round of the 2012 First-Year Player Draft.

2012: Pitched in 22 games for Rookie Level Grand Junction in his first professional season...PERSONAL: Signed on June 9, 2012 by Rockies scout John Cedarburg.

Year	Team	W	L	ERA	G	GS	CG	SHO	GF	SV	IP	H	R	ER	HR	HB	BB	IBB	SO	WP	BK
2012	Grand Junction	0	3	6.75	22	0	0	0	4	0	24.0	33	25	18	3	1	15	0	27	6	0
Minor League Totals		0	3	6.75	22	0	0	0	4	0	24.0	33	25	18	3	1	15	0	27	6	0

Graeter, Steven (Ashley)

Infielder

HT: 6-1 WT: 190 B/T: R/R Hometown: Poplarville, MS
Born: October 3, 1989 in Poplarville, MS School: Southern Mississippi

Obtained: Signed as a minor league free agent on July 3, 2012.

2012: In his first professional season, spent 38 of 40 games at third base for Rookie Level Grand Junction.

Year	Team	AVG	G	AB	R	H	2B	3B	HR	RBI	SF	SAC	HBP	BB	IBB	SO	SB	CS	GIDP	OBP	SLG
2012	Grand Junction	.294	40	163	27	48	12	0	1	28	2	2	2	10	0	35	3	2	7	.339	.387
Minor League Totals		.294	40	163	27	48	12	0	1	28	2	2	2	10	0	35	3	2	7	.339	.387

Guerrero, Hector

Right-Handed Pitcher

HT: 6-2 WT: 195 B/T: R/R Hometown: San Pedro de Macoris, DR
Born: November 19, 1992 in San Pedro de Macoris, DR School: N/A

Obtained: Signed as a non-drafted free agent on February 18, 2012

2012: Played for the DSL Rockies in his first professional season...PERSONAL: Signed by Rockies scouts Rolando Fernandez and Jhonathan Leyba.

Year	Team	W	L	ERA	G	GS	CG	SHO	GF	SV	IP	H	R	ER	HR	HB	BB	IBB	SO	WP	BK
2012	DSL Rockies	0	0	47.25	2	0	0	0	1	0	1.1	4	7	7	0	2	3	0	1	1	0
Minor League Totals		0	0	47.25	2	0	0	0	1	0	1.1	4	7	7	0	2	3	0	1	1	0

Gustafson, Timothy

Right-Handed Pitcher

HT: 6-3 WT: 210 B/T: R/R Hometown: Hollywood, FL
Born: December 29, 1984 in Hollywood, FL School: Georgia Tech

Obtained: Signed as a minor league free agent on December 19, 2012.

2012: Spent the season with Cincinnati's organization, splitting time between Double-A Pensacola and Triple-A Louisville...2011: Released from the Braves on 5/20 and signed with the Reds on 5/28...went 4-7 with a 4.84 ERA in 31g (14 starts) with Double-A Mississippi and Double-A Carolina...2010: Appeared in 30g (22 starts) between Mississippi and Triple-A Gwinnett...tallied career highs in wins (11) and innings pitched (124.2)...in 2009, pitched at three different levels after returning from "Tommy John" Surgery...went a combined 2-4-1 with a 3.83 ERA (82.1ip, 35er) in 34apps (8 starts)...named Braves Minor League Pitcher of the Month for July (1-1, 1.17era)...2008: Opened the season on the DL and pitched in 3 games while recovering from 9/7/07 "Tommy John" Surgery...2007: In his first professional season went 3-8 with a 5.01 ERA in 20 starts...placed on the disabled list on 8/1 through the end of the season...PERSONAL: Originally signed by Atlanta Braves scout Al Goetz.

GUSTAFSON continued

Year	Team	W	L	ERA	G	GS	CG	SHO	GF	SV	IP	H	R	ER	HR	HB	BB	IBB	SO	WP	BK
2007	Rome	3	8	5.01	22	20	1	0	0	0	111.1	135	78	62	1	5	31	0	93	12	0
2008	Braves (GCL)	0	1	3.60	3	3	0	0	0	0	5.0	5	4	2	0	0	2	0	3	0	0
2009	Rome	0	1	7.36	4	1	0	0	0	0	7.1	11	7	6	0	0	3	0	4	1	0
	Myrtle Beach	0	0	2.03	10	0	0	0	3	0	13.1	15	7	3	1	0	7	0	8	3	0
	Mississippi	2	3	3.79	20	7	0	0	5	1	61.2	57	29	26	3	1	32	2	49	2	0
2010	Gwinnett	7	6	5.70	14	13	0	0	0	0	66.1	82	44	42	6	1	39	1	36	3	0
	Mississippi	4	3	4.63	16	9	0	0	2	0	58.1	54	36	30	5	2	26	0	36	6	1
2011	Mississippi	1	3	7.28	6	6	0	0	0	0	29.2	37	25	24	5	2	14	0	22	2	0
	Carolina	3	4	3.76	25	8	0	0	6	3	67.0	60	32	28	6	0	32	2	38	6	0
2012	Pensacola	2	2	5.04	14	7	0	0	0	0	44.2	47	29	25	4	1	16	0	34	2	0
	Louisville	5	7	5.56	18	18	0	0	0	0	87.1	101	59	54	13	2	42	0	58	1	0
Minor League Totals		27	38	4.92	152	92	1	0	16	4	552.0	604	350	302	44	14	244	5	381	38	1

Guzman, Luis

Left-Handed Pitcher

HT: 6-1 **WT:** 165 **B/T:** L/L **Hometown:** Charallave, VZ
Born: February 27, 1996 in Charallave, VZ **School:** N/A
Obtained: Signed as a non-drafted free agent on July 2, 2012.
PERSONAL: Signed by Rockies scouts Rolando Fernandez, Orlando Medina and Josher Suarez.

Hart, Brook

Left-Handed Pitcher

HT: 6-5 **WT:** 220 **B/T:** L/L **Hometown:** State College, PA
Born: April 10, 1989 in State College, PA **School:** Yale University
Obtained: Selected by the Rockies in the 23rd round of the 2011 First-Year Player Draft.
2012: Posted a 2.84 ERA for Short Season Tri-City which was fourth-lowest among pitchers on the team with 20 or more appearances...saw all of his game action out of the bullpen...**2011:** In his first professional season led the Rookie Level Casper squad with his 3.86 ERA...made one start and saw action in 16 games out of the Ghosts' bullpen...**PERSONAL:** Signed by Rockies scout Mike Garlatti.

Year	Team	W	L	ERA	G	GS	CG	SHO	GF	SV	IP	H	R	ER	HR	HB	BB	IBB	SO	WP	BK
2011	Casper	4	1	3.86	17	1	0	0	3	1	39.2	48	21	17	6	1	12	0	29	6	0
2012	Tri-City	4	1	2.84	20	0	0	0	8	3	25.1	26	10	8	0	2	7	0	22	3	0
Minor League Totals		8	2	3.46	37	1	0	0	11	4	65.0	74	31	25	6	3	19	0	51	9	0

Harvey, Ronald

Right-Handed Pitcher

HT: 6-5 **WT:** 220 **B/T:** L/L **Hometown:** Cartegena, Columbia
Born: March 15, 1995 in Cartegena, Columbia **School:** N/A
Obtained: Signed as a non-drafted free agent on June 20, 2012
PERSONAL: Signed by Rockies scouts Rolando Fernandez and Rogers Figueroa.

Henriquez, Ralph

Catcher

HT: 6-1 **WT:** 205 **B/T:** S/R **Hometown:** Key West, FL
Born: April 7, 1987 in Key West, FL **School:** Key West HS (FL)
Obtained: Signed as a minor league free agent on December 15, 2012.
2012: Began the season with Triple-A Tacoma in Seattle's organization and finished the season with Double-A Jackson...appeared in 50 combined games between the two stops...**2011:** Appeared in one game with A High Desert, before transferring to AA Jackson on 4/8...promoted to Tacoma on 6/30...hit safely 10 of 11 games with 9 multi-hit games, 7/5-23 (.20-for-47, 8 R, 4 2B, HR, 9 RBI)...**2010:** Split season between A High Desert (5/27-6/7, 7/5-8/8, 8/11-remainder of season) and AA West Tenn (6/8-7/4, 8/9-11)...started season on the disabled list with right knee strain and activated on 5/27...combined to throw out 21 of 81 attempted base stealers (25.9%)...**2009:** Spent majority of the season with Brooklyn, but also appeared in games with St. Lucie and Savannah...**2008:** Split season between Brooklyn and Savannah...recorded a career-high 4 hits with Brooklyn 6/22 at Aberdeen (4-for-5, 2B, RBI)...**2007:** Appeared in 103 games with Lexington...participated in Houston Astros camp for top prospects...traded to New York (NL) in exchange for Josh Appell on 12/6/07...**2006:** Spent second season at Greenville, appearing in games at catcher (40) and designated hitter (22)...**2005:** Began pro career in Greenville, appearing in 46 games...**PERSONAL:** Originally selected in the second round of the 2005 June draft by the Houston Astros.

Year	Team	AVG	G	AB	R	H	2B	3B	HR	RBI	SAC	SF	HBP	BB	IBB	SO	SB	CS	GIDP	OBP	SLG
2005	Greeneville	.215	46	158	15	34	11	3	1	26	2	0	1	6	0	46	1	0	1	.246	.342
2006	Greeneville	.231	62	238	15	55	11	0	5	37	5	0	1	15	2	56	1	1	6	.274	.340
2007	Lexington	.185	103	372	30	69	12	1	7	36	4	0	0	21	1	86	2	0	12	.227	.280
2008	Brooklyn	.210	20	62	4	13	3	0	0	1	0	0	1	4	0	15	1	1	2	.269	.258
	Savannah	.273	9	33	2	9	2	1	0	3	0	0	0	0	6	0	1	0	.273	.394	
2009	St. Lucie	.444	6	18	1	8	2	0	0	5	0	0	0	1	0	3	0	0	0	.474	.556
	Savannah	.265	9	34	2	9	1	0	0	2	0	0	0	1	0	5	0	0	1	.286	.294
	Brooklyn	.261	48	165	20	43	8	1	2	16	1	0	1	10	0	28	0	2	5	.305	.358
2010	West Tenn	.324	11	37	5	12	3	0	1	8	0	0	0	0	0	5	0	0	1	.324	.486
	High Desert	.257	31	113	10	29	9	0	1	6	0	0	0	3	0	26	0	1	7	.276	.363
2011	High Desert	.250	1	4	0	1	1	0	0	0	0	0	0	0	0	2	0	0	0	.250	.500
	Jackson	.196	42	138	12	27	6	1	1	18	3	0	0	12	0	29	0	0	6	.255	.275
2012	Tacoma	.256	37	133	14	34	7	0	1	16	4	1	0	5	1	17	0	0	3	.275	.331
	Tacoma	.200	5	15	2	3	1	0	1	2	0	0	0	0	3	0	0	0	0	.200	.467
	Jackson	.229	45	144	15	33	8	0	2	17	4	0	1	9	0	35	2	0	5	.272	.326
Minor League Totals		.228	475	1664	147	379	85	7	22	193	23	1	5	87	4	362	7	6	49	.265	.327

Hernandez, Jefri

Right-Handed Pitcher

HT: 6-1

WT: 170

B/T: R/R

Hometown: San Pedro de Macoris, DR

Born: April 27, 1991 in Bani, DR

School: N/A

Obtained: Signed as a non-drafted free agent March 5, 2008.

2012: Appeared in a team-high 53 games for Low-A Asheville...led the South Atlantic League in saves (21)...2011: Made his first appearance in the States with Rookie Level Casper where he made 10 starts and was in the rotation for the entire season for the Ghosts...2010: Spent the entire season with the DSL Rockies...set career highs in ERA, starts and innings and tied his career high in wins and strikeouts...started in the Rockies rotation before moving to the bullpen mid-season...in his 7 starts went 2-0, 0.98 (36.2 ip 4 er) while in relief went 1-2, 3.12 (8.2 ip, 3 er)...2009: In his second professional season he pitched as one of the DSL Rockies regular late inning relievers and led the club with 7 saves...also led the club with 28 appearances...converted 7 of 10 save opportunities...2008: Spent his first professional season with the DSL Rockies...posted a record of 1-1 with a 4.37 ERA (35.0 ip, 17 er) in 15 games/4 starts. **PERSONAL:** Signed by Rockies scouts Rolando Fernandez, Jhonathan Leyba and Frank Roa.

Year	Team	W	L	ERA	G	GS	CG	SHO	GF	SV	IP	H	R	ER	HR	HB	BB	IBB	SO	WP	BK
2008	DSL Rockies	1	1	4.37	15	4	0	0	2	0	35.0	32	24	17	1	8	10	0	22	3	0
2009	DSL Rockies	3	0	2.96	28	0	0	0	21	7	27.1	21	11	9	0	2	14	1	25	9	1
2010	DSL Rockies	3	2	1.39	13	7	0	0	3	0	45.1	39	11	7	2	6	10	0	25	6	0
2011	Casper	2	3	3.99	10	10	0	0	0	0	47.1	54	31	21	5	7	12	0	27	3	0
2012	Asheville	5	1	4.42	53	0	0	0	42	21	59.0	68	32	29	1	4	17	2	32	11	0
Minor League Totals		14	7	3.49	119	21	0	0	68	28	214.0	214	109	83	9	27	63	3	131	32	1

Hernandez, Raul

Right-Handed Pitcher

HT: 6-1

WT: 175

B/T: R/R

Hometown: Caracas, VZ

Born: October 2, 1992 in Caracas, VZ

School: N/A

Obtained: Signed as a non-drafted free agent on July 2, 2009.

2011: In his second season made just one start for the DSL Rockies...2010: Spent his first professional season playing for the DSL Rockies club...began the season working out of the bullpen before switching outings from the rotation and the bullpen...went 1-1, 2.37 (19.0 ip, 5 er) in 9 relief appearances and 1-4, 3.79 (38.0 ip, 16 er) in 7 starts...2009: Signed for 2010 season...**PERSONAL:** Signed by Rockies scouts Rolando Fernandez and Francisco Cartaya.

Year	Team	W	L	ERA	G	GS	CG	SHO	GF	SV	IP	H	R	ER	HR	HB	BB	IBB	SO	WP	BK
2010	DSL Rockies	2	5	3.32	16	7	0	0	2	1	57.0	54	26	21	1	5	9	0	62	8	1
2011	DSL Rockies	0	1	0.00	1	1	0	0	0	0	4.2	3	1	0	0	1	2	0	5	3	0
Minor League Totals		2	6	3.06	17	8	0	0	2	1	61.2	57	27	21	1	6	11	0	67	11	1

Herrera, Alvin

Right-Handed Pitcher

HT: 6-4

WT: 170

B/T: R/R

Hometown: Miranda, VZ

Born: March 15, 1993 in Miranda, VZ

School: N/A

Obtained: Signed as a non drafted free agent on February 8, 2010.

2012: Made nine relief appearances for the DSL Rockies during his second full season as a pitcher...2011: After being signed as an infielder was transferred to a pitcher in his second season in professional ball...made 10 relief appearances for the DSL Rockies club...2010: Injured for the season...**PERSONAL:** Signed by scouts Rolando Fernandez and Francisco Cartaya.

Year	Team	W	L	ERA	G	GS	CG	SHO	GF	SV	IP	H	R	ER	HR	HB	BB	IBB	SO	WP	BK
2011	DSL Rockies	0	1	12.66	10	0	0	0	4	0	10.2	14	17	15	1	4	4	0	10	6	0
2012	DSL Rockies	0	1	2.79	9	0	0	0	1	0	9.2	8	3	3	1	0	8	0	6	1	0
Minor League Totals		0	2	7.97	19	0	0	0	5	0	20.1	22	20	18	2	4	12	0	16	7	0

Herrera, Rosell

Infielder

HT: 6-3

WT: 180

B/T: S/R

Hometown: Santo Domingo, DR

Born: October 16, 1992 in Santo Domingo, DR

School: N/A

Obtained: Signed as a non-drafted free agent on July 2, 2009.

2012: Played in 110 games between Low-A Asheville and Short Season Tri-City...2011: Was the primary shortstop for the Rookie Level Casper Ghosts...played in third-most games among all Ghosts and had the second-most at-bats...his eight triples on the season were tied for third-most in the Pioneer League...was named PIO Player of the Week for 6/27-7/3...was trated by *Baseball America* as the fifth-best prospect in the Pioneer League...2010: Spent his first professional season with the DSL Rockies club as the primary shortstop...played in the most games, and had the most hits, doubles, RBI and the second-most stolen bases among all Rockies...named a DSL Mid-Season All-Star...named by *Baseball America* as the 12th-best prospect in the Rockies system...2009: Signed for 2010 season...**PERSONAL:** Signed on by Rockies scouts Rolando Fernandez and Jhonathan Leyba.

Year	Team	AVG	G	AB	R	H	2B	3B	HR	RBI	SAC	SF	HBP	BB	IBB	SO	SB	CS	GIDP	OBP	SLG
2010	DSL Rockies	.237	67	232	27	55	6	1	1	26	3	1	6	24	0	24	17	8	4	.323	.284
2011	Casper	.284	63	243	38	69	6	8	6	34	1	1	3	27	0	62	5	4	2	.361	.449
2012	Asheville	.202	63	213	22	43	8	2	1	26	2	1	0	21	0	49	6	3	3	.271	.272
	Tri-City	.284	47	194	30	55	6	2	1	30	2	0	1	14	0	34	7	3	6	.332	.351
Minor League Totals		.252	240	882	117	222	26	13	9	116	6	5	10	86	0	169	35	18	15	.323	.341

Hughes, Benjamin

Right-Handed Pitcher

HT: 6-5 WT: 215 B/T: R/R

Hometown: St. Louis Park, MN

Born: November 29, 1989 in St. Louis Park, MN

School: St. Olaf College (MN)

Obtained: Selected in the 10th round of the 2011 First-Year Player Draft.

2012: Played his second professional season at Short Season Tri-City making 14 starts...2011: In his first season of professional ball made five starts and five relief appearances for Rookie Level Casper...did not allow more than four earned runs in any start and four of his five starts went at least 5.0 innings...PERSONAL: Signed by Rockies scout Mark Germann...was named the MIAC Pitcher of the Year in 2011 as a junior at St. Olaf College in Minnesota...went 16-6 over his three year career at St. Olaf as a starter...led St. Olaf in wins (7), innings (57.2) and strikeouts (83) in 2011...was also a Northwoods League All-Star in 2010 with Duluth where he went 2-3, 2.50 in 15 appearances...was ranked the top prospect available for the draft from the state of Minnesota by *Baseball America*...is now the highest drafted player from the St. Olaf College, surpassing Andrew Schmiesing, who was drafted by the Twins in the 11th round of the 2007 First-Year Player Draft.

Year	Team	W	L	ERA	G	GS	CG	SHO	GF	SV	IP	H	R	ER	HR	HB	BB	IBB	SO	WP	BK
2011	Casper	2	2	6.50	10	5	0	0	1	0	36.0	49	31	26	5	3	11	0	38	4	0
2012	Tri-City	3	5	4.40	14	14	0	0	0	0	71.2	77	42	35	3	5	25	0	61	7	0
Minor League Totals		5	7	5.10	24	19	0	0	1	0	107.2	126	73	61	8	8	36	0	99	11	0

Humphries, Brian

Outfielder

HT: 6-3 WT: 195 B/T: L/R

Hometown: El Cajon, CA

Born: March 20, 1990 in El Cajon, CA

School: Pepperdine University

Obtained: Selected in the 14th round of the 2011 First-Year Player Draft.

2012: Spent 115 games with Low-A Asheville, playing in the outfield for 112 of those games...his 436 at-bats and 125 hits were second-most on the team...2011: Was the every day center fielder for Short Season Tri-City...made 63 starts, the third most on the Dust Devils...led the team in runs and was tied for the most stolen bases...PERSONAL: Signed by Rockies scout Matt Hattabaugh.

Year	Team	AVG	G	AB	R	H	2B	3B	HR	RBI	SAC	SF	HBP	BB	IBB	SO	SB	CS	GIDP	OBP	SLG
2011	Tri-City	.272	63	254	45	69	13	2	2	27	0	1	3	23	0	39	12	2	3	.338	.362
2012	Asheville	.287	115	436	79	125	27	6	2	55	7	8	1	36	0	70	9	6	4	.338	.390
Minor League Totals		.281	178	690	124	194	40	8	4	82	8	8	4	59	0	109	21	8	7	.338	.380

Hutcheson, Pat

Infielder

HT: 5-10 WT: 185 B/T: L/R

Hometown: Fresno, CA

Born: October 9, 1989 in Fresno, CA

School: Fresno State University

Obtained: Selected in the 29th round of the 2012 First-Year Player Draft.

2012: Played all infield positions during his first professional season with Short Season Tri-City...PERSONAL: Signed by Rockies scout Gary Wilson.

Year	Team	AVG	G	AB	R	H	2B	3B	HR	RBI	SAC	SF	HBP	BB	IBB	SO	SB	CS	GIDP	OBP	SLG
2012	Tri-City	.196	50	168	11	33	2	2	0	10	0	7	1	8	1	37	4	3	3	.237	.232
Minor League Totals		.196	50	168	11	33	2	2	0	10	0	7	1	8	1	37	4	3	3	.237	.232

Iribarren, Hernan

Infielder

HT: 6-1 WT: 195 B/T: L/R

Hometown: Barquisimeto, VZ

Born: June 29, 1984 in Barquisimeto, VZ

School: N/A

Obtained: Signed as a Minor League free agent on January 31, 2012.

2012: Tied for the fourth most hits on the Sky Sox with 115 hits...has 100 hits in all four of his Triple-A seasons...led the team with 20 stolen bases, caught stealing three times...14-game hitting streak from 7/8-7/27...started multiple games at each position except catcher and first base for the Sky Sox...led the Sky Sox with 32 hits in May...left-hander batted .344 (31-for-90) against left-handed pitching...second-best on-base percentage (.368) among the team with 100 games in 2012...ranked second on the team with 42 walks with a team-leading four intentional walks...2011: Was a non-roster invite to the Rockies Major League Spring Training after signing as a Minor League free agent during the off season...began the season on the Triple-A Colorado Springs roster but sat out the entire season due to a torn ACL in his left knee...played in the Venezuelan Winter League for Lara and hit .236 in 41 games with a double, triple and six RBI...2010: Claimed off waivers by Texas during Spring Training from Brewers...spent entire season at Triple-A Oklahoma City as one of club's regulars...set career highs with 8 home runs, 70 RBI while stealing 10 bases for the RedHawks...made just four errors (all at second base) in 128 games...2009: Spent most of the season at Triple-A Nashville, where he batted .311 with 3 HR, 54 RBI and 13 stolen bases in 105 games...dud a pair of stints with the Brewers which came from 5/19-5/21 and 7/31-8/24...appeared in 12 games with Milwaukee, all off the bench, and batted .231 (3-for-13) with 1 RBI...played for Lara in the Venezuelan Winter League...2008: Spent most of the season at Triple-A Nashville, where he batted .277 with 30 RBI and 19 stolen bases in 99 games...had two stints with the Brewers coming from 4/9-4/17 and 6/10-6/20...batted .143 (2-for-14) with 1 RBI in 12 games with the Brewers...made 1 start at second base (6/15 vs. Min)...made his Major League debut on 4/12 at New York-NL and recorded a pinch-hit single off Carlos Muniz...played for Lara in the Venezuelan Winter League...2007: Batted .307 with 4 HR, 53 RBI and 18 stolen bases in 124 games at Double-A Huntsville...led the Southern League in triples (12) and was among the leaders in hits (2nd, 147) and batting avg. (5th, .307)...2006: Batted .319 with 2 HR, 50 RBI and 19 stolen bases in 108 games at Class-A Brevard County...was third in the Florida State League in batting average...named to both the Florida State League's mid-season and postseason All-Star teams...2005: Entered the season as the ninth-best prospect in the Brewers organization according to *Baseball America*...batted .290 with 4 HR, 48 RBI and 38 stolen bases in 126 games at Class-A West Virginia...was a South Atlantic League All-Star...participated in the All-Star Futures Game at Detroit's Comerica Park...named Best Defensive Second Baseman in the South Atlantic League by *Baseball America*...2004: Spent most of the season with the Rookie Arizona Brewers, where he batted .439 with 4 HR, 36 RBI and 15 stolen bases in 46 games...was named Arizona League MVP as he led the league in batting average (.439),

IRIBAREN continued

hits (83), triples (9), total bases (119), slugging (.630) and on-base percentage (.490)...was transferred to Class-A Beloit in August and batted .373 with 1 HR and 10 RBI in 15 games...**PERSONAL:** Originally signed by the Milwaukee Brewers as a non-drafted free agent on March 26, 2002.

Year	Team	AVG	G	AB	R	H	2B	3B	HR	RBI	SAC	SF	HBP	BB	IBB	SO	SB	CS	GIDP	OBP	SLG
2004	AZL Brewers	.439	46	189	40	83	6	9	4	36	3	0	0	19	2	23	15	7	2	.630	.490
	Beloit	.373	15	67	12	25	6	5	1	10	0	1	0	5	0	16	1	0	1	.657	.411
2005	W. Virginia	.290	126	486	72	141	15	8	4	48	13	5	5	51	2	99	38	15	9	.379	.360
2006	Brevard Cty.	.319	108	398	50	127	12	4	2	50	11	6	1	39	0	57	19	15	8	.384	.376
2007	Huntsville	.307	124	479	72	147	23	12	4	53	13	5	1	44	2	109	18	16	3	.430	.363
2008	MILWAUKEE	.143	12	14	1	2	1	0	0	1	0	0	0	1	0	3	0	0	0	.214	.200
	Nashville	.277	99	361	47	100	17	3	0	30	5	2	1	28	0	61	19	8	6	.341	.329
2009	MILWAUKEE	.231	12	13	1	3	2	0	0	1	0	0	0	1	0	5	0	0	0	.385	.286
	Nashville	.311	105	379	46	118	19	5	3	54	7	3	4	28	3	63	13	7	3	.412	.362
2010	Ok. City	.275	128	465	62	128	23	2	8	70	9	6	2	41	3	79	10	5	13	.385	.333
2011										- DID NOT PLAY - INJURED											
2012	Colo. Springs	.302	111	381	62	115	18	4	1	40	5	7	1	42	4	59	20	3	6	.368	.378
Major League Totals		.185	24	27	2	5	3	0	0	2	0	0	0	2	0	8	0	0	0	.296	.241
Minor League Totals		.310	992	3655	541	1132	164	61	31	452	35	78	21	340	17	645	177	88	56	.369	.413

Jacobson, Brett

Right-handed pitcher

HT: 6-6

WT: 205

B/T: R/R

Hometown: Phoenix, AZ

Born: November 9, 1986 in Phoenix, AZ

School: Vanderbilt University

Obtained: Signed as a minor league free agent.

2012: Started the season with Double-A New Britain (MIN)...pitched in 23 combined games with 6 starts between his two stops...**2011:** Eastern League Player of the Week 6/13-19...Eastern League All-Star Game selection...played for the Mesa Solar Sox in the Arizona Fall League, going 1-2, 6.94 (11.2 ip, 9 er) in 11 games...**2010:** Won his first seven decisions, 4/13-24...went 2-0 with a 1.08 ERA (16.2 ip, 2 er) in May and 3-0, 1.50 (18.0 ip, 3 er) in July...traded to Minnesota along with pitcher Jim Hoey in exchange for infielders J.J. Hardy and Brendan Harris and cash, 12/9...pitched in the Australian Baseball League over the winter with the Perth Heat, posting a 1.54 ERA (11.2 ip, 2 er) with three saves in seven games...**2009:** Did not allow an earned run in his final nine appearances with Western Michigan...recorded multiple strikeouts in his first four outings after being traded to the Orioles organization, in exchange for Aubrey Huff, 8/17...picked up his first win with the Keys, 8/30 against Myrtle Beach...**2008:** Did not allow a run in his final 10 appearances of the season, 7/31-8/30, striking out 18 batters in 15.0 innings pitched...originally selected by the Diamondbacks in the 11th round of the 2005 First-Year Player Draft...**PERSONAL:** Selected by the Detroit Tigers in the fourth round of the 2008 First-Year Player Draft out of Vanderbilt University.

Year	Team	W	L	ERA	G	GS	CG	SHO	GF	SV	IP	H	R	ER	HR	HB	BB	IBB	SO	WP	BK
2008	West Michigan	2	2	1.52	21	0	0	0	7	1	29.2	26	7	5	0	2	5	1	31	3	0
2009	Lakeland	1	3	3.74	35	0	0	0	17	6	55.1	51	30	23	6	1	17	1	44	0	1
	Frederick	1	2	6.30	7	0	0	0	3	0	10.0	7	7	7	1	0	9	1	11	3	0
2010	Frederick	8	1	2.79	34	0	0	0	10	1	71.0	67	37	22	7	6	24	0	67	11	1
2011	New Britain	5	6	4.56	38	13	1	1	8	1	100.2	86	56	51	9	9	58	0	80	14	1
2012	New Britain	0	3	7.50	18	6	0	0	2	0	42.0	44	41	35	4	6	45	0	25	14	0
	Tulsa	0	0	9.64	5	0	0	0	0	0	4.2	7	5	5	1	1	7	0	10	3	0
Minor League Totals		17	17	4.25	158	19	1	1	47	9	313.1	288	183	148	28	25	165	3	268	48	3

Jean, Luis

Infielder

HT: 6-0

WT: 150

B/T: R/R

Hometown: San Pedro de Macoris, DR

Born: August 17, 1994 in San Pedro de Macoris, DR

School: N/A

Obtained: Signed as a non-drafted free agent on September 21, 2011.

2012: In his first professional season, was one of five DSL Rookie regulars to hit over .300 (49-for-162)...played 22 games at third base...**PERSONAL:** Signed by Rockies scouts Rolando Fernandez, Jhonathan Leyba and Frank Roa.

Year	Team	AVG	G	AB	R	H	2B	3B	HR	RBI	SF	SAC	HBP	BB	IBB	SO	SB	CS	GIDP	OBP	SLG
2012	DSL Rockies	.302	52	162	38	49	3	2	0	17	0	5	7	25	0	12	6	5	4	.418	.346
Minor League Totals		.302	52	162	38	49	3	2	0	17	0	5	7	25	0	12	6	5	4	.418	.346

Jemiola, Zach

Right-Handed Pitcher

HT: 6-3

WT: 200

B/T: L/R

Hometown: Temecula, CA

Born: April 6, 1994 in Temecula, CA

School: Great Oaks HS (CA)

Obtained: Selected in the ninth round of the 2012 First-Year Player Draft.

2012: Appeared in five games of relief during his first professional season with Rookie Level Grand Junction...**PERSONAL:** Signed by Rockies scout Jon Lukens on June 12, 2012...prior to the 2012 Draft was ranked the 90th-best player from California by *Baseball America*.

Year	Team	W	L	ERA	G	GS	CG	SHO	GF	SV	IP	H	R	ER	HR	HB	BB	IBB	SO	WP	BK
2012	Grand Junction	0	0	12.91	5	0	0	0	0	0	7.2	14	12	11	3	1	6	0	5	5	0
Minor League Totals		0	0	12.91	5	0	0	0	0	0	7.2	14	12	11	3	1	6	0	5	5	0

Jensen, Chris

Right-Handed Pitcher

HT: 6-4

WT: 200

B/T: R/R

Hometown: Gilbert, AZ

Born: September 30, 1990 in Phoenix, AZ

School: University of San Diego

Obtained: Selected in the sixth round of the 2011 First-Year Player Draft.

2012: Started 25 games for Low-A Asheville going 12-3 with a 4.28 ERA (145.0 ip, 69 er)...his 25 starts were tied for the most on the squad and his strikeouts (95) were second-most...the 12 wins were the third-most in the Rockies organiza-

JENSEN continued

tion...**2011:** Made eight starts for Short Season Tri-City in his first season of professional ball...his 0.99 WHIP was second-lowest among Dust Devil starters...**PERSONAL:** Signed by Rockies scout Jon Lukens...prior to the 2011 Draft was ranked the 33rd-best prospect from Southern California by *Baseball America*.

Year	Team	W	L	ERA	G	GS	CG	SHO	GF	SV	IP	H	R	ER	HR	HB	BB	IBB	SO	WP	BK
2011	Tri-City	2	1	2.65	8	8	0	0	0	0	37.1	27	15	11	1	0	10	0	28	4	0
2012	Asheville	12	3	4.28	25	25	0	0	0	0	145.0	148	81	69	14	7	50	0	95	10	0
Minor League Totals		14	4	3.95	33	33	0	0	0	0	182.1	175	96	80	15	7	60	0	123	14	0

Jimenez, Emerson

Infielder

HT: 6-1 **WT:** 160 **B/T:** L/R **Hometown:** Santo Domingo, DR
Born: December 16, 1994 in Santo Domingo, DR
Obtained: Signed as a non-drafted free agent on July 9, 2011.
2012: Was the DSL Rockies' primary shortstop starting 62 games for them...**PERSONAL:** Signed by Rockies scouts Rolando Fernandez, Jhonathan Leyba and Martin Cabrera.

Year	Team	AVG	G	AB	R	H	2B	3B	HR	RBI	SF	SAC	HBP	BB	IBB	SO	SB	CS	GIDP	OBP	SLG
2012	DSL Rockies	.261	65	238	23	62	9	1	0	16	1	6	1	9	0	42	13	4	2	.289	.307
Minor League Totals		.261	65	238	23	62	9	1	0	16	1	6	1	9	0	42	13	4	2	.289	.307

Jimenez, Wilkyns

Infielder

HT: 6-2 **WT:** 180 **B/T:** R/R **Hometown:** Boca de Aroa, VZ
Born: July 18, 1995 in Boca de Aroa, VZ
Obtained: Signed as a non-drafted free agent on September 16, 2011.
2012: Started 11 games behind the dish for the DSL Rockies...threw out five baserunners (19 SB attempts)...**PERSONAL:** Signed by Rockies scouts Rolando Fernandez, Orlando Medina and Carlos Gomez.

Year	Team	AVG	G	AB	R	H	2B	3B	HR	RBI	SF	SAC	HBP	BB	IBB	SO	SB	CS	GIDP	OBP	SLG
2012	DSL Rockies	.263	35	114	12	30	1	0	0	15	0	5	0	5	0	15	0	2	2	.294	.272
Minor League Totals		.263	35	114	12	30	1	0	0	15	0	5	0	5	0	15	0	2	2	.294	.272

Jiminian, Johendi

Right-Handed Pitcher

HT: 6-3 **WT:** 170 **B/T:** R/R **Hometown:** Nagua, DR
Born: December 14, 1992 in Nagua, DR
Obtained: Signed as a minor league free agent on January 2, 2010.
2012: Appeared in 14 games/13 starts for Rookie Level Grand Junction in his third professional season...**2011:** Started 14 straight games for the DSL Rockies...at one point allowed just one run (unearned) over two starts, tallying 14.0 innings...his six wins were second-most on the Rockies and 14 starts were tied for the team-high...**2010:** Began his professional career with the DSL Rockies as a starter...made the second-most starts on the Rockies...held opponents scoreless in three of his 11 starts...**PERSONAL:** Signed on January 2, 2010 by Rockies scouts Rolando Fernandez, Jhonathan Leyba and Frank Roa.

Year	Team	W	L	ERA	G	GS	CG	SHO	GF	SV	IP	H	R	ER	HR	HB	BB	IBB	SO	WP	BK
2010	DSL Rockies	3	5	4.40	12	11	0	0	0	0	47.0	46	31	23	1	5	17	0	31	2	1
2011	DSL Rockies	6	3	3.18	14	14	0	0	0	0	68.0	57	31	24	4	5	23	0	47	9	0
2012	Grand Junction	2	4	7.71	14	13	0	0	0	0	46.2	60	47	40	5	2	33	0	28	9	1
Minor League Totals		11	12	4.84	40	38	0	0	0	0	161.2	163	109	87	10	12	73	0	106	20	2

Farm System

Johnson, Patrick

Right-Handed Pitcher

HT: 5-10 **WT:** 170 **B/T:** R/R **Hometown:** Conover, NC
Born: August 14, 1988 in Hickory, NC
Obtained: Selected in the 25th round of the 2011 First-Year Player Draft.
2012: Spent his second straight season at the Rookie Level, appearing in 26 games for Grand Junction...**2011:** Spent his first professional season with Rookie Level Casper, splitting time between starts and relief outings for the Ghosts...**PERSONAL:** Signed by Rockies scout Jay Matthews.

Year	Team	W	L	ERA	G	GS	CG	SHO	GF	SV	IP	H	R	ER	HR	HB	BB	IBB	SO	WP	BK
2011	Casper	0	4	5.35	10	6	0	0	1	0	33.2	37	23	20	2	6	17	0	28	4	3
2012	Grand Junction	1	2	4.46	26	3	0	0	2	0	40.1	46	24	20	5	7	20	1	53	2	0
Minor League Totals		1	6	4.87	36	9	0	0	3	0	74.0	83	47	40	7	13	37	1	81	6	3

Jones, Derek

Outfielder

HT: 6-0 **WT:** 210 **B/T:** L/L **Hometown:** Snohomish, WA
Born: June 3, 1990 in Snohomish, WA
Obtained: Selected in the eighth round of the 2012 First-Year Player Draft.
2012: His first professional season was spent with Short Season Tri-City where he was their primary right-fielder (65 games/64 starts)...**PERSONAL:** Signed on June 6, 2012 by Rockies scout Darin Holcomb...during his senior season, batted .335 (70-for-209) with 17 doubles, 3 triples, 9 home runs, 45 RBI and 11 stolen bases in 55 games...named to the 2012 Pac-12 All-Conference team...prior to the 2012 draft, was rated the 9th-best player from the state of Washington by *Baseball America*.

Year	Team	AVG	G	AB	R	H	2B	3B	HR	RBI	SAC	SF	HBP	BB	IBB	SO	SB	CS	GIDP	OBP	SLG
2012	Tri-City	.191	68	235	29	45	13	5	1	22	3	2	7	33	0	87	9	7	0	.306	.302
Minor League Totals		.191	68	235	29	45	13	5	1	22	3	2	7	33	0	87	9	7	0	.306	.302

Jorgenson, Adam

Right-Handed Pitcher

HT: 6-10

WT: 185

B/T: R/R

Hometown: Costa Mesa, CA

Born: September 10, 1985 in Costa Mesa, CA

School: Cal State Fullerton

Obtained: Selected in the 26th round of the 2008 amateur entry Draft.

2012: Tallied 16 saves for High-A Modesto in 31 appearances...led the Nuts in saves (tied for third in California League) and ERA (1.86) for those that had more than 8.0 innings pitched...2011: Spent his first professional season with Rookie Level Casper, splitting time between starts and relief outings for the Ghosts...PERSONAL: Signed by Rockies scout Jay Matthews.

Year	Team	W	L	ERA	G	GS	CG	SHO	GF	SV	IP	H	R	ER	HR	HB	BB	IBB	SO	WP	BK
2008	Casper	2	1	1.24	23	0	0	0	8	4	29.0	17	4	4	0	1	4	0	43	6	0
2009	Asheville	1	5	3.38	60	0	0	0	54	27	58.2	48	23	22	3	3	21	1	77	14	1
2010	Modesto	0	2	1.60	41	0	0	0	38	24	39.1	31	10	7	1	2	13	0	47	3	0
	Tulsa	2	0	5.40	12	0	0	0	4	0	11.2	13	7	7	2	1	5	0	14	1	0
2011	Tulsa	1	5	5.43	60	0	0	0	31	11	69.2	65	45	42	11	6	36	1	64	6	1
2012	Modesto	1	0	1.86	31	0	0	0	24	16	29.0	23	8	6	1	1	7	0	41	5	0
Minor League Totals		7	13	3.34	227	0	0	0	159	82	237.1	197	97	88	18	14	86	2	286	35	2

Kandilas, David

Outfielder

HT: 6-2

WT: 185

B/T: R/R

Hometown: Dolans Bay, Australia

Born: September 14, 1990 in Sydney, Australia

School: N/A

Obtained: Signed as a non-drafted free agent April 9, 2008.

2012: Spent the entire season with Low-A Asheville playing all of the outfield positions...held a .322 average (29-for-90) when runners were in scoring position with 45 RBI...selected to the Australian team for the 2013 World Baseball Classic...2011: In his third season with Casper set career marks in every offensive category...led the Ghosts in average, at-bats, runs, hits, doubles, triples and stolen bases...led the Pioneer League in triples, was seventh in average and had the lowest PA/K (6.43)...was named a Pioneer League Postseason All-Star...hit for the cycle on 6/24 at Ogden, the first cycle in the PIO since 2007 and the first in the Rockies farm system since Joe Koshansky had two in 2008 for Colorado Springs...2010: Spent his second professional season at Rookie Level Casper where, despite playing one fewer game than in 2009, he set career highs in every offensive category...played all three outfield positions but saw the majority of his time in right field...played for the Sydney Blue Sox in the Australian Baseball League...2009: Spent his first professional season with Casper as one of the club's outfielders...played at all three outfield positions...hit .292 (7-for-24) with 2 triples and 6 RBI in 8 games in the month of September...PERSONAL: Signed on April 9, 2008 by Rockies scout Phil Allen.

Year	Team	AVG	G	AB	R	H	2B	3B	HR	RBI	SAC	SF	HBP	BB	IBB	SO	SB	CS	GIDP	OBP	SLG
2009	Casper	.205	29	78	10	16	1	2	0	10	0	1	0	8	0	13	5	1	2	.276	.269
2010	Casper	.262	28	107	16	28	3	2	2	15	2	1	0	5	0	24	5	2	0	.292	.383
2011	Casper	.327	61	248	51	81	17	10	6	35	4	1	4	26	0	44	15	6	1	.398	.548
2012	Asheville	.266	83	278	47	74	22	2	4	49	2	3	4	38	1	54	19	3	3	.360	.403
Minor League Totals		.280	201	711	124	199	43	16	12	109	5	9	8	77	1	135	44	12	6	.355	.436

Kern, Bruce

Right-Handed Pitcher

HT: 6-1

WT: 180

B/T: R/R

Hometown: Yaphank, NY

Born: April 24, 1988 in Stony Brook, NY

School: St. Johns University

Obtained: Selected in the 23rd round of the 2010 First-Year Player Draft.

2012: Appeared in only two games for High-A Modesto and picked up one save...2011: Was a late-inning reliever for Low-A Asheville in his second professional season...appeared in the second-most games among Tourists and in the South Atlantic League behind teammate Juan Perez...had the fifth-lowest BB/9.0 (1.93) among SAL relievers...did not allow an earned run until his eighth outing of the season, a span of 9.2 innings without an earned run...finished the season in the closer role, collecting saves in seven of his eight save opportunities down the stretch...2010: Spent his first professional season with Rookie Level Casper where he made 14 appearances/4 starts for the Ghosts...started the season making four straight starts before being moved to the bullpen...in his 4 starts went 0-2, 5.54 (13.0 ip, 8 er) and in 10 relief appearances went 0-1, 4.12 (19.2 ip, 9 er)...PERSONAL: Signed on June 11, 2010 by Rockies scout Mike Garlati.

Year	Team	W	L	ERA	G	GS	CG	SHO	GF	SV	IP	H	R	ER	HR	HB	BB	IBB	SO	WP	BK
2010	Casper	0	3	4.68	14	4	0	0	2	1	32.2	51	26	17	4	1	9	0	24	1	0
2011	Asheville	6	6	3.74	54	0	0	0	25	10	74.2	79	38	31	5	3	17	1	68	7	0
2012	Modesto Nuts	0	0	0.00	2	0	0	0	1	1	1.2	1	0	0	0	0	0	0	4	0	0
Minor League Totals		6	9	3.96	70	4	0	0	28	12	109.0	131	64	48	9	4	26	1	96	8	0

Langfels, Jayson

Infielder

HT: 6-2

WT: 205

B/T: R/R

Hometown: Lexington, KY

Born: August 17, 1988 in Lexington, KY

School: Eastern Kentucky University

Obtained: Selected in the 16th round of the 2010 First-Year Player Draft.

2012: Made his second stop in three seasons playing 81 games with High-A Modesto...started 77 games at third base...went 6-for-12 and 14 RBI with bases loaded...2011: Spent his second professional season with Short Season Tri-City...bettered his numbers in every category from the previous season as the Dust Devils every day third baseman...his five triples were second-most on the club...2010: Spent his first professional season with Tri-City where he started 43 games at third base, more than any other Dust Devil...PERSONAL: Signed on June 11, 2010 by Rockies scout Scott Corman.

Year	Team	AVG	G	AB	R	H	2B	3B	HR	RBI	SAC	SF	HBP	BB	IBB	SO	SB	CS	GIDP	OBP	SLG
2010	Tri-City	.166	44	145	11	24	4	2	4	11	1	0	0	10	0	61	2	3	6	.219	.303
2011	Tri-City	.233	52	176	27	41	7	5	5	24	1	1	4	19	0	56	6	2	2	.320	.415
2012	Modesto	.280	81	275	44	77	16	6	4	51	3	3	8	29	0	82	5	3	4	.362	.425
Minor League Totals		.238	177	596	82	142	27	13	13	86	4	5	12	58	0	199	13	8	12	.316	.393

Lezama, Angel

Right-Handed Pitcher

HT: 6-1 WT: 160 B/T: R/R Hometown: Sucre, VZ
Born: March 1, 1994 in Sucre, VZ School: N/A
Obtained: Signed as a non-drafted free agent on July 3, 2010.
2012: Second-straight season with the DSL Rockies...went 2-0 with a 1.56 ERA (17.1 ip, 3 er) in three August starts...2011: In his first professional season began the year with one relief outing before starting 12 games in a row...tossed a complete game shutout 6/27 (7.0 ip), one of two DSL Rockies pitchers to toss a shutout...2010: Signed for next season...PERSONAL: Signed on July 3, 2010 by Rockies scouts Rolando Fernandez and Carlos Gomez.

Year	Team	W	L	ERA	G	GS	CG	SHO	GF	SV	IP	H	R	ER	HR	HB	BB	IBB	SO	WP	BK
2011	DSL Rockies	4	4	2.03	13	12	1	1	0	0	66.2	56	27	15	2	5	5	0	59	4	0
2012	DSL Rockies	5	4	2.51	12	12	0	0	0	0	61.0	58	35	17	2	7	9	0	69	9	0
Minor League Totals		9	8	2.26	25	24	1	1	0	0	127.2	114	62	32	4	12	14	0	128	13	0

Marbry, Michael

Right-Handed Pitcher

HT: 6-3 WT: 185 B/T: R/R Hometown: Chapel Hill, NC
Born: September 3, 1984 in Chapel Hill, NC School: UNC-Wilmington
Obtained: Signed as a minor league free agent on August 10, 2007.
2012: Appeared in 49 games in his first stint at Double-A Tulsa...appeared in the second-most games for the Drillers...Played for the Toros del Este of the Dominican Winter Leagues and the Salt River Rafter of the Arizona Fall League...2011: Worked strictly in relief for his fifth-straight season and his second season in Modesto...earned 16 saves in 20 opportunities for the Nuts, including converting seven straight save opportunities from 8/1-15...finished the season fifth in the California League in games finished, fourth in saves and fourth among CL relievers with 2.23 BB/9.0 IP...2010: Spent the entire season with High-A Modesto, his first stop with the Nuts...made 23 appearances out of the bullpen for the Nuts before being placed on the disabled list 6/25 for the remainder of the season...2009: Spent the season with Asheville as one of the club's relievers...went 5-3 with 2 saves and a 3.46 ERA (65.0 ip, 25 er)...had a 2.04 ground-out to fly-out ratio, as well as nearly a 4:1 strikeout to walk ratio (54 so, 15 bb)...finished the season by allowing just 3 earned runs in his final 15 appearances (19.2 ip)...2008: Spent the entire season with Tri-City, going 2-0, 2.01 (31.1 ip, 7 er)...led the club with 6 holds...did not allow his first earned run until 7/29...2007: Made pitching debut with Low-A Asheville and posted no record with a 14.54 ERA (4.1 ip, 7 er) in 5 relief appearances after beginning professional career as a shortstop in Braves system...2006: Signed as a non-drafted free agent with Atlanta, 7/31/2006...spent the season with the GCL Braves hitting .130 in 10 games and playing shortstop.

Year	Team	W	L	ERA	G	GS	CG	SHO	GF	SV	IP	H	R	ER	HR	HB	BB	IBB	SO	WP	BK
2007	Asheville	0	0	14.54	5	0	0	0	3	0	4.1	10	7	7	2	0	3	0	2	1	0
2008	Tri-City	2	0	2.01	20	0	0	0	5	0	31.1	33	12	7	1	2	10	1	21	3	0
2009	Asheville	5	3	3.46	46	0	0	0	20	2	65.0	67	27	25	1	0	15	1	54	2	0
2010	Modesto	3	1	4.28	23	0	0	0	7	0	33.2	38	16	16	3	1	7	1	39	4	0
2011	Modesto	5	3	2.92	50	0	0	0	34	16	64.2	58	27	21	5	1	20	4	66	5	1
2012	Tulsa	4	2	4.02	49	0	0	0	14	0	65.0	62	31	29	10	4	20	1	35	7	0
Minor League Totals		19	9	3.58	193	0	0	0	83	18	264.0	268	120	105	22	8	75	8	217	22	1

Year	Team	AVG	G	AB	R	H	2B	3B	HR	RBI	SAC	SF	HBP	BB	IBB	SO	SB	CS	GIDP	OBP	SLG
2006	GCL Braves	.130	10	23	4	3	1	0	0	0	0	0	0	4	0	10	0	0	1	.259	.174
2012	Tulsa	.000	21	2	0	0	0	0	0	0	0	0	0	1	0	0	1	0	0	.333	.000
Minor League Totals		.120	31	25	4	3	1	0	0	0	0	0	0	5	0	11	0	0	1	.267	.160

Farm System

Marte, Hamlet

Catcher

HT: 5-10 WT: 180 B/T: R/R Hometown: Salcedo, DR
Born: February 3, 1994 in Salcedo, DR School: N/A
Obtained: Signed as a non-drafted free agent on February 16, 2011.
2012: His second professional season was spent with the DSL Rockies...2011: Spent his first professional season with the DSL Rockies, primarily as a designated hitter but also saw action as catcher in six games...PERSONAL: Signed by Rockies scouts Rolando Fernandez and Jhonathan Leyba.

Year	Team	AVG	G	AB	R	H	2B	3B	HR	RBI	SAC	SF	HBP	BB	IBB	SO	SB	CS	GIDP	OBP	SLG
2011	DSL Rockies	.181	27	72	5	13	8	0	0	7	1	2	4	8	0	18	0	1	2	.291	.292
2012	DSL Rockies	.178	27	73	9	13	2	0	0	2	0	2	0	10	0	16	1	3	2	.277	.205
Minor League Totals		.179	54	145	14	26	10	0	0	9	2	3	4	18	0	34	1	4	4	.284	.248

Martinez, David

Right-Handed Pitcher

HT: 6-0 WT: 150 B/T: R/R Hometown: Charallave, VZ
Born: February 14, 1995 in Charallave, VZ School: N/A
Obtained: Signed as a non-drafted free agent on September 16, 2011.
2012: Won three games during his first professional season...all three wins came at home (25.0 ip, 4 er)...PERSONAL: Signed by Rockies scouts Rolando Fernandez and Orlando Medina.

Year	Team	W	L	ERA	G	GS	CG	SHO	GF	SV	IP	H	R	ER	HR	HB	BB	IBB	SO	WP	BK
2012	DSL Rockies	3	1	1.77	13	3	0	0	1	0	40.2	31	13	8	2	3	6	0	29	1	0
Minor League Totals		3	1	1.77	13	3	0	0	1	0	40.2	31	13	8	2	3	6	0	29	1	0

Mason, Michael

Left-Handed Pitcher

HT: 6-3 WT: 190 B/T: R/L Hometown: Maumee, OH
Born: April 3, 1990 in Maumee, OH School: Marshall University
Obtained: Selected in the 24th round of the 2012 First-Year Player Draft.



MASON continued

2012: Appeared in 18 games, all relief, for Rookie Level Grand Junction during his first professional season...**PERSONAL:** Signed by Rockies scout Ed Santa.

Year	Team	W	L	ERA	G	GS	CG	SHO	GF	SV	IP	H	R	ER	HR	HB	BB	IBB	SO	WP	BK
2012	Grand Junction	3	0	6.15	18	0	0	0	4	0	26.1	26	21	18	3	0	12	0	24	1	1
Minor League Totals		3	0	6.15	18	0	0	0	4	0	26.1	26	21	18	3	0	12	0	24	1	1

Massanari, Bryce

Catcher

HT: 6-2

WT: 230

B/T: R/R

Hometown: Las Vegas, NV

Born: April 29, 1986 in Las Vegas, NV

School: University of Georgia

Obtained: Selected in the 30th round of the 2009 First-Year Player Draft.

2012: Spent his third professional season at High-A Modesto before being shut down on 5/20...**2011:** Played first base, catcher and designated hitter in his second professional season...spent the whole season with Low-A Asheville where he was named the South Atlantic League Player of the Week for 4/18-24 and also a SAL Mid-Season All-Star...hit .409 (47-for-115) as catcher and .320 (16-for-50) as first baseman...hit nearly the same vs. left (.329, 23-for-70) as vs. right (.328, 62-for-189)...led the team in average and on-base percentage and was second in slugging percentage...spent nearly the entire second half on the disabled list, from 7/10-end of the season...**2010:** Split time behind the plate at Short Season Tri-City in his first professional season...**2009:** Did not play after being drafted...**PERSONAL:** Signed on July 15, 2009 by Rockies scout Alan Matthews.

Year	Team	AVG	G	AB	R	H	2B	3B	HR	RBI	SAC	SF	HBP	BB	IBB	SO	SB	CS	GIDP	OBP	SLG
2010	Tri-City	.242	61	227	23	55	12	0	6	23	2	1	4	24	1	46	1	1	12	.324	.374
2011	Asheville	.328	69	259	44	85	19	0	14	43	0	2	7	35	1	64	0	0	9	.419	.564
2012	Modesto	.232	26	95	13	22	5	0	2	15	1	0	4	6	0	39	0	0	2	.302	.347
Minor League Totals		.279	156	581	80	162	36	0	22	81	4	2	15	65	2	149	1	1	23	.364	.454

Massey, Tyler

Outfielder

HT: 6-0

WT: 205

B/T: L/L

Hometown: Chattanooga, TN

Born: July 21, 1989 in Chattanooga, TN

School: The Baylor Schools HS (TN)

Obtained: Selected in the 14th round of the 2008 First-Year Player Draft.

2012: Played the entire season with Low-A Asheville...72 of his 104 games were spent in the outfield...his 22 stolen bags on the year were the second-most among Tourists...**2011:** Began his fourth professional season with Low-A Asheville...was transferred to Short Season Tri-City in mid-June where he spent the rest of the season as the Dust Devils primary left fielder, also seeing time at first base...was third in the Northwest League in at-bats, RBI and fifth in games and total bases (109)...**2010:** Spent his second season with Asheville where he had the second-most outfield starts on the team...recorded the second-lowest batting average among Tourists...**2009:** Played the entire season with Asheville as one of the club's regular corner outfielders...the left-hander hit .260 (20-for-77) vs. lefties and .211 (69-for-327) vs. righties...**2008:** Spent his first professional season with Rookie Level Casper playing mostly left field...hit .238 (5-for-21) off lefties and .265 (13-for-49) off righties...posted 4 multi-hit efforts...tabbed by *Baseball America* as the 14th-best prospect in the Colorado system...**PERSONAL:** Signed on July 22, 2008 by Rockies scout Scott Corman.

Year	Team	AVG	G	AB	R	H	2B	3B	HR	RBI	SAC	SF	HBP	BB	IBB	SO	SB	CS	GIDP	OBP	SLG
2008	Casper	.257	19	70	7	18	4	0	1	5	0	0	1	1	0	18	5	3	2	.278	.357
2009	Asheville	.220	110	404	31	89	12	5	2	38	3	5	1	23	1	100	8	9	12	.261	.290
2010	Asheville	.209	100	354	31	74	15	6	3	26	2	1	5	25	2	90	6	7	9	.270	.311
2011	Asheville	.200	20	65	8	13	5	0	0	10	1	0	1	4	0	19	3	0	0	.257	.277
	Tri-City	.284	68	257	41	73	15	0	7	46	1	4	4	21	1	51	12	5	5	.343	.424
2012	Asheville	.292	104	394	72	115	21	3	10	71	3	3	2	35	0	77	22	7	8	.350	.437
Minor League Totals		.247	421	1544	190	382	72	14	23	196	13	10	14	109	4	355	56	31	36	.301	.357

Matos, Andres

Right-Handed Pitcher

HT: 6-2

WT: 160

B/T: R/R

Hometown: San Pedro De Macoris, DR

Born: March 13, 1996 in San Pedro De Macoris, DR

School: N/A

Obtained: Signed as a non-drafted free agent on July 2, 2012.

PERSONAL: Signed by Rockies scouts Rolando Fernandez, Jhonathan Leyba and Frank Roa.

Matzek, Tyler

Left-Handed Pitcher

HT: 6-3

WT: 210

B/T: L/L

Hometown: Mission Viejo, CA

Born: October 19, 1990 in Laguna Beach, CA

School: Capistrano Valley HS (CA)

Obtained: Selected in the first round (11th overall) of the 2009 First-Year Player Draft.

2012: Started 28 games for High-A Modesto with 14 coming in the first half before he was named a California League Mid-Season All-Star...went 4-3 with a 3.24 ERA (75.0 ip, 27 er)...his 28 starts and 153 strikeouts tied for the league-lead, while his strikeouts were the second-most among Rockies pitchers...Rated the 8th-best prospect in the organization by *Baseball America* along with Best Curveball...**2011:** Made 22 starts between Modesto and Low-A Asheville...struckout a career-high 13 batters 8/26...finished 2011 with four-straight 7.0-inning outings...was named the South Atlantic League Pitcher of the Week 8/22-28...was named the 17th-best prospect in the SAL by *Baseball America* following the season...**2010:** Played his first professional season with Asheville where he made his Minor League debut on 5/24, allowing one hit over 5.0 innings...tossed two hitless and scoreless outings, 6/24 (5.2 ip) and 8/7 (6.0 ip)...7 of his 18 starts were quality...had the lowest ERA (2.92) among all regular Asheville starters...held lefties to a .176 average and righties to a .213 average...was named the SAL Pitcher of the Week, 8/9...was on the disabled list 8/19-28...was rated the top prospect in the Rockies system by *Baseball America* and No. 33 among Top 50 Prospects by *MLB.com* entering 2011 season...**2009:** Did not play after being drafted...was named the top prospect in the Rockies organization by *Baseball America*...was also deemed to have the best fastball among Rockies prospects by the same publication...**PERSONAL:** Signed on August 17, 2009 by Rockies scout Jon Lukens.

MATZEK continued

Year	Team	W	L	ERA	G	GS	CG	SHO	GF	SV	IP	H	R	ER	HR	HB	BB	IBB	SO	WP	BK
2010	Asheville	5	1	2.92	18	18	0	0	0	0	89.1	62	31	29	6	4	62	0	88	7	3
2011	Modesto	0	3	9.82	10	10	0	0	0	0	33.0	34	37	36	5	2	46	0	37	5	0
	Asheville	5	4	4.36	12	12	0	0	0	0	64.0	45	35	31	3	2	50	0	74	14	0
2012	Modesto	6	8	4.62	28	28	0	0	0	0	142.1	134	85	73	7	5	95	0	153	9	0
Minor League Totals		16	16	4.63	68	68	0	0	0	0	328.2	275	188	169	21	13	253	0	352	35	3

Mayo, Vianney

Right-Handed Pitcher

HT: 6-2 WT: 200 B/T: R/R Hometown: Maracay, VZ
 Born: April 6, 1990 in Maracay, VZ School: N/A

Obtained: Signed as a non-drafted free agent on January 5, 2007.

2012: Started 19 games for Low-A Asheville...went 4-1 with a 1.71 ERA in 10 road starts (52.2 ip, 10 er)...threw a complete game shutout on 4/16 vs. West Virginia (3 hits, 0 walks, 9 strikeouts)...**2011:** Spent the entire season with Short Season Tri-City where he made nine starts before being placed on the disabled list 8/16 for the rest of the season...pitched for La Guaira in the Venezuelan Winter League during the offseason...**2010:** Began the season with the Rockies DSL club where he made 12 appearances and two starts...held righties to a .108 average (7-for-65)...transferred to Rookie Level Casper 7/19 where he made 11 appearances...**2009:** Did not play in 2009...**2008:** Spent the entire season with the DSL Rockies as a starter and reliever...went 2-1, 5.09 (23.0 ip, 13 er) in 11 relief appearances and 0-3, 9.20 (14.2 ip, 15 er) in 4 starts...**2007:** Spent first professional season with the Rockies' Dominican Summer League...posted an 0-3 record with a 5.75 ERA (20.1 ip, 13 er) in 12 games/5 starts...started 4 straight games from 7/4-27...went 0-1, 6.52 (9.2 ip, 7 er) in 7 relief games and 0-2, 5.06 (10.2 ip, 6 er) in 5 starts...**PERSONAL:** Signed on January 5, 2007 by Rockies scouts Rolando Fernandez, Francisco Cartaya and Orlando Medina.

Year	Team	W	L	ERA	G	GS	CG	SHO	GF	SV	IP	H	R	ER	HR	HB	BB	IBB	SO	WP	BK
2007	DSL Rockies	0	3	5.75	12	5	0	0	0	0	20.1	18	16	13	0	3	17	0	12	6	0
2008	DSL Rockies	2	4	6.69	15	4	0	0	2	0	37.2	35	31	28	1	6	21	0	44	8	0
2009											- DID NOT PLAY - INJURED										
2010	DSL Rockies	4	2	1.39	12	2	0	0	3	0	32.1	15	7	5	1	3	9	1	25	4	0
	Casper	1	0	3.80	11	0	0	0	4	0	21.1	22	12	9	0	2	13	0	22	5	0
2011	Tri-City	2	2	2.58	9	9	0	0	0	0	45.1	49	16	13	1	3	17	0	36	4	0
2012	Asheville	4	7	4.78	19	19	1	1	0	0	96.0	101	61	51	10	2	36	0	73	14	1
Minor League Totals		13	18	4.23	78	39	1	1	9	0	253.0	240	143	119	13	19	113	1	212	41	1

McKinney, Clinton

Right-Handed Pitcher

HT: 6-1 WT: 200 B/T: R/R Hometown: Greenville, SC
 Born: November 17, 1986 in Greenville, SC. School: Clemson University

Obtained: Drafted in the 48th round of the 2009 MLB June Amateur Draft

PERSONAL: Spent the 2006 and 2007 seasons at North Carolina-Greensboro before transferring to Clemson..

McLeod, Jeremy

Catcher

HT: 6-0 WT: 195 B/T: R/R Hometown: Charlotte, NC
 Born: December 26, 1990 in Sanford, NC School: Guilford Technical Community College (NC)

Obtained: Signed as a minor league free agent on July 19, 2012.

2012: Played in 12 games for Short Season Grand Junction during his first professional season.

Year	Team	AVG	G	AB	R	H	2B	3B	HR	RBI	SAC	SF	HBP	BB	IBB	SO	SB	CS	GIDP	OBP	SLG
2012	Grand Junction	.270	12	37	4	10	2	0	0	1	0	1	0	3	0	12	2	0	0	.325	.324
Minor League Totals		.270	12	37	4	10	2	0	0	1	0	1	0	3	0	12	2	0	0	.325	.324

Meaux, Jesse

Right-Handed Pitcher

HT: 6-4 WT: 210 B/T: R/R Hometown: Glendale, CA
 Born: August 8, 1989 in Glendale, CA School: UC Santa Barbara

Obtained: Selected in the 19th round of the 2011 First-Year Player Draft.

2011: Spent his second professional season at Rookie Level Grand Junction appearing in 23 games, all relief, and collecting four saves...**2011:** Made just one appearance for Short Season Tri-City before being placed on the disabled list 7/20 for the remainder of the season...**PERSONAL:** Signed by Rockies scout Matt Hattabaugh.

Year	Team	W	L	ERA	G	GS	CG	SHO	GF	SV	IP	H	R	ER	HR	HB	BB	IBB	SO	WP	BK
2011	Tri-City	0	0	0.00	1	0	0	0	1	0	2.0	0	0	0	0	1	0	0	2	0	0
2012	Grand Junction	0	0	6.49	23	0	0	0	16	4	26.1	32	19	19	7	0	6	1	28	2	0
Minor League Totals		0	0	6.04	24	0	0	0	17	4	28.1	32	19	19	7	1	6	1	30	2	0

Medrano, Andres

Right-Handed Pitcher

HT: 6-0 WT: 190 B/T: R/R Hometown: La Romana, DR
 Born: April 10, 1992 in Santo Domingo, DR School: N/A

Obtained: Signed as a non-drafted free agent on January 5, 2011.

2012: Saved eight games for the DSL Rockies during his second professional season...his saves were the second-most on team...**2011:** Led all DSL Rockies in appearances in his first professional season...his five wins were most among DSL Rockies relievers and his 33 strikeouts were tops among relievers as well...walked just eight batters in 39.0 innings...**PERSONAL:** Signed by Rockies scouts Rolando Fernandez and Jhonathan Leyba.

Year	Team	W	L	ERA	G	GS	CG	SHO	GF	SV	IP	H	R	ER	HR	HB	BB	IBB	SO	WP	BK
2011	DSL Rockies	5	2	3.00	32	0	0	0	27	16	39.0	32	14	13	3	5	8	2	33	5	1
2012	DSL Rockies	2	2	4.01	20	0	0	0	16	8	24.2	24	13	11	0	3	12	0	8	5	0
Minor League Totals		7	4	3.39	52	0	0	0	43	24	63.2	56	27	24	3	8	20	2	41	10	1

Medrano, Julio

Right-Handed Pitcher

HT: 6-2

WT: 175

B/T: R/R

Hometown: Bani, DR

Born: November 3, 1992 in Peravia, DR

School: N/A

Obtained: Signed as a non-drafted free agent on March 3, 2012.

2012: Started one game for the DSL Rockies in his first professional season...**PERSONAL:** Signed by Rockies scouts Rolando Fernandez and Jhonathan Leyba.

Year	Team	W	L	ERA	G	GS	CG	SHO	GF	SV	IP	H	R	ER	HR	HB	BB	IBB	SO	WP	BK
2012	DSL Rockies	0	1	6.14	3	1	0	0	1	0	7.1	11	7	5	0	0	1	0	5	3	0
Minor League Totals		0	1	6.14	3	1	0	0	1	0	7.1	11	7	5	0	0	1	0	5	3	0

Mehrten, Alec

Infielder

HT: 6-3

WT: 190

B/T: R/R

Hometown: Madera, CA

Born: July 24, 1990 in Madera, CA

School: Fresno Pacific University

Obtained: Selected in the 25th round of the 2012 First-Year Player Draft.

2012: In his first professional season played for Short Season Tri-City...**PERSONAL:** Signed by Rockies scout Gary Wilson.

Year	Team	AVG	G	AB	R	H	2B	3B	HR	RBI	SAC	SF	HBP	BB	IBB	SO	SB	CS	GIDP	OBP	SLG
2012	Tri-City	.244	28	90	11	22	3	0	0	12	3	2	4	7	0	15	0	0	6	.317	.278
Minor League Totals		.244	28	90	11	22	3	0	0	12	3	2	4	7	0	15	0	0	6	.317	.278

Mejia, Jordan

Right-Handed Pitcher

HT: 6-2

WT: 190

B/T: R/R

Hometown: Riverside, CA

Born: April 6, 1991 in Riverside, CA

School: Riverside CC (CA)

Obtained: Selected in the 22nd round of the 2012 First-Year Player Draft.

2012: Did not allow an earned run in 12 of his 18 relief appearances during his first season as a professional...**PERSONAL:** Signed by Rockies scout Jon Lukens.

Year	Team	W	L	ERA	G	GS	CG	SHO	GF	SV	IP	H	R	ER	HR	HB	BB	IBB	SO	WP	BK
2012	Grand Junction	1	2	4.71	18	0	0	0	8	0	21.0	22	14	11	2	2	12	0	17	0	0
Minor League Totals		1	2	4.71	18	0	0	0	8	0	21.0	22	14	11	2	2	12	0	17	0	0

Mejias, Alving

Right-Handed Pitcher

HT: 6-0

WT: 175

B/T: R/R

Hometown: Maracaibo, VZ

Born: December 26, 1991 in Maracaibo, VZ

School: N/A

Obtained: Signed as a non-drafted free agent November 5, 2008.

2012: Started eight games for Rookie Level Grand Junction and made seven relief appearances...as a reliever went 5-2 with a 3.42 ERA (23.2 ip, 9 er)...**2011:** Spent the entire season with Rookie Level Casper where he made 16 relief outings and three starts...**2010:** Was a starter for Casper where he led the team in starts and wins...**2009:** Pitched his first professional season with the DSL Rockies as one of the club's starting pitchers...led the Rockies with 72.1 innings pitched and 70 strikeouts...his 1.24 ERA also led the Rockies and finished as the fifth-best mark among DSL hurlers...finished with an 11.6 strikeouts/walk ratio, as he walked just 6 compared to his 70 strikeouts...was named a DSL Mid-Season All-Star...**PERSONAL:** Signed by Rockies scouts Rolando Fernandez, Francisco Cartaya and Orlando Medina.

Year	Team	W	L	ERA	G	GS	CG	SHO	GF	SV	IP	H	R	ER	HR	HB	BB	IBB	SO	WP	BK
2009	DSL Rockies	5	1	1.24	13	11	1	1	1	0	72.1	51	16	10	0	3	6	0	70	9	0
2010	Casper	6	5	6.81	15	15	0	0	0	0	75.1	107	66	57	5	3	14	0	50	4	0
2011	Casper	0	2	7.49	19	3	0	0	2	0	51.2	82	55	43	8	3	12	0	30	5	0
2012	Grand Junction	7	6	5.21	15	8	0	0	1	0	57.0	74	35	33	2	1	15	0	37	5	0
Minor League Totals		18	14	5.02	62	37	1	1	4	0	256.1	314	172	143	15	10	47	0	187	23	0

Mende, Sam

Infielder

HT: 6-1

WT: 170

B/T: R/R

Hometown: Clearwater, FL

Born: January 9, 1990 in Aurora, IL

School: University of South Florida

Obtained: Selected in the 31st round of the 2011 First-Year Player Draft.

2012: Was named to the South Atlantic League Mid-Season All-Star team after hitting .307 (71-for-231) with 23 doubles, 8 home runs and 44 RBI for Low-A Asheville...his 38 doubles tied for third among the league leaders...**2011:** In his first professional season began with Rookie Level Casper where he played primarily third base but also saw time at second base and shortstop...finished tied for third in the Pioneer League in home runs...led the Ghosts in home runs, RBI, slugging percentage and OPS (.952)...transferred to Short Season Tri-City where he finished the season...**PERSONAL:** Signed by Rockies scout John Cedarburg.

Year	Team	AVG	G	AB	R	H	2B	3B	HR	RBI	SAC	SF	HBP	BB	IBB	SO	SB	CS	GIDP	OBP	SLG
2011	Casper	.281	46	171	33	48	11	2	14	39	1	0	5	16	3	52	7	2	1	.359	.614
	Tri-City	.000	1	4	0	0	0	0	0	0	0	0	0	0	0	2	0	0	0	.000	.000
2012	Asheville	.281	112	430	76	121	38	3	12	68	5	3	12	29	1	91	23	8	17	.340	.467
Minor League Totals		.279	159	605	109	169	49	5	26	107	5	4	17	45	4	145	30	10	18	.344	.506

Mitchell, Michael

Outfielder

HT: 6-1

WT: 200

B/T: R/R

Hometown: Chesapeake, VA

Born: August 24, 1985 in Chesapeake, VA

School: University of Virginia

Obtained: Selected in the 25th round of the 2007 First-Year Player Draft.

2012: Was on the roster of Double-A Tulsa for the second-straight year...played in the second-most games for the Drillers...**2011:** Spent the entire season at Double-A Tulsa where he saw time in all three outfield positions but primarily in

MITCHELL, M. *continued*

left field...finished tied third among all Drillers with his 16 stolen bases...**2010:** Began the season with High-A Modesto where he played 17 games before being transferred to Double-A Tulsa...played all three outfield positions for the Drillers, seeing the most time in left field...**2009:** Spent the entire season with Modesto as one of the club's regular outfielders...hit .226 (77-for-340) with 12 extra base hits...**2008:** Spent his first full season with Low-A Asheville as the club's primary center fielder...led the South Atlantic League with 93 runs scored and finished second in the league to teammate Everth Cabrera in stolen bases with 55...was a SAL All-Star and the starting center fielder for the South team in the All-Star game...**2007:** In his first professional season, ranked first in the Northwest League with 32 stolen bases and second on the Tourists in games played (70)...**PERSONAL:** Signed on June 10, 2007 by Rockies scout Jay Matthews.

Year	Team	AVG	G	AB	R	H	2B	3B	HR	RBI	SAC	SF	HBP	BB	IBB	SO	SB	CS	GIDP	OBP	SLG
2007	Tri-City	.259	70	247	39	64	3	3	0	25	9	3	8	31	0	71	32	11	6	.356	.296
2008	Asheville	.300	127	500	93	150	24	5	4	45	17	1	15	37	1	118	55	9	9	.365	.392
2009	Modesto	.226	118	340	48	77	10	1	1	34	8	1	7	31	0	75	24	7	6	.303	.271
2010	Modesto	.292	17	65	13	19	3	0	0	6	2	2	0	9	0	13	9	1	1	.368	.338
	Tulsa	.230	48	152	18	35	4	3	2	11	4	2	3	17	1	36	10	1	6	.316	.336
2011	Tulsa	.214	81	224	33	48	9	2	3	21	3	1	4	22	0	52	16	5	2	.295	.313
2012	Tulsa	.236	127	462	41	109	14	4	4	33	2	5	6	19	1	95	22	13	7	.274	.310
Minor League Totals		.252	588	1990	285	502	67	18	14	175	12	48	43	166	3	460	168	47	37	.322	.325

Mitchell, Russell

Infielder

HT: 5-11

WT: 200

B/T: R/R

Hometown: Cartersville, GA

Born: February 15, 1985 in Rome, GA

School: Cartersville HS (GA)

Obtained: Signed as a minor league free agent on December 15, 2011.

2012: Began the season with Double-A Jacksonville and played in 24 games before being released and signing a minor league contract with the San Francisco Giants and being assigned to Double-A Richmond where he finished the season...**2011:** Appeared in 25 games (14 starts) over two stints with Los Angeles, going 8-for-51 (.157) with two home runs and three RBI...launched a game-tying solo home run with two outs in the top of the ninth on 5/20 at Chicago (AL) in a game the Dodgers would eventually win 6-4 in 10 innings...saw action at three different positions (1B, 3B, RF) with Los Angeles where he posted a .984 fielding percentage in his 25 games...played in 93 games in his second season with Triple-A Albuquerque, batting .283 with 22 doubles, two triples, 16 home runs and 69 RBI...finished in the top five in several of the team's offensive categories, including home runs (4th), doubles (2nd) and RBI (4th)...hit .320 and drove in 40 runs after the All-Star break after a .246 showing in the season's first half...owned a .323 clip with runners in scoring position with the 'Tops...earned Pacific Coast League Batter of the Week honors for the 8/1-7 period after batting .467 (14-for-30) with three doubles, a triple, three home runs and 14 RBI...after posting a .964 field percentage throughout the season in Triple-A, he was voted by his coaches and teammates as the Isotopes Defensive Player of the Year...tied two Isotopes team records by collecting eight hits in eight straight at-bats and reaching base in 10 consecutive plate appearances from 7/18-21...versatile utility infielder and Triple-A Albuquerque's reigning Defensive Player of the Year begins his 10th season in the Dodgers organization...spent 25 games with the big club in 2011, going 8-for-51 (.157) with two home runs and three RBI...spent a majority of his season with Triple-A Albuquerque where he hit .283 with 22 doubles, two triples, 16 home runs and 69 RBI...named PCL Batter of the Week during the period from Aug. 1-7 where he hit .467 (14-for-30) with three doubles, a triple, three home runs and 14 RBI...owns a career .268 average with 124 homers and 568 RBI in 957 minor league games...**2010:** Made his Major League debut in September of 2010 and became the first Los Angeles Dodger to have both of his first career hits be home runs...was voted the Triple-A Albuquerque Isotopes' MVP after hitting .315 with 23 home runs and 87 RBI in 127 games...led all Dodger minor leaguers with 97 runs in 2010...ranked ninth in the Pacific Coast League in batting average and led the circuit's third baseman with a .958 fielding percentage...named the third baseman on the All-PCL Team and on the Topps Triple-A All-Star Team...made his first appearance in big league camp as a non-roster invite in 2010...**2009:** In his second season at Double-A in 2009, led Chattanooga with 13 homers and 63 RBI in 131 games...played for Peoria in the 2009 Arizona Fall League and was named to the league's Top Prospects Team...won the AFL's Darnell Stenson Sportsmanship Award...**2008:** Was a mid-season Double-A Southern League All-Star, starting at third base in the game...led Jacksonville with 16 homers and 75 RBI...played for Surprise of the Arizona Fall League after the season...**2006:** Named a 2006 mid-season South Atlantic League All-Star...**2005:** Named to the 2005 year-end Pioneer League All-Star team after leading the circuit with 54 RBI...led Ogden with 19 doubles, 138 total bases and tied for the team lead with 13 home runs...**PERSONAL:** Originally selected in the 15th round of the 2003 First-Year Player Draft by the LA Dodgers.

Year	Team	AVG	G	AB	R	H	2B	3B	HR	RBI	SAC	SF	HBP	BB	IBB	SO	SB	CS	GIDP	OBP	SLG
2003	GCL Dodgers	.338	26	77	13	26	8	1	1	9	1	1	3	12	0	5	2	1	1	.441	.506
2004	Vero Beach	.249	46	169	12	42	8	1	0	17	0	5	3	4	0	32	1	1	7	.278	.308
	Columbus	.201	63	209	24	42	12	1	0	14	1	5	6	10	0	49	2	4	4	.257	.268
2005	Vero Beach	.303	13	33	5	10	1	0	1	4	1	1	0	2	0	6	0	0	2	.333	.424
	Jacksonville	.200	3	5	1	1	1	0	0	3	0	0	0	0	0	4	0	0	0	.200	.400
2006	Ogden	.289	69	270	54	78	19	1	13	54	2	1	4	26	1	52	3	3	14	.358	.511
	Columbus	.239	105	435	71	104	32	2	15	75	5	1	3	29	2	83	3	0	13	.288	.425
	Vero Beach	.277	22	83	12	23	8	0	4	16	1	2	1	4	0	14	1	1	1	.315	.518
2007	Inland Empire	.270	126	488	81	132	32	4	22	82	5	3	10	31	0	126	5	5	9	.324	.488
2008	Jacksonville	.264	133	485	65	128	22	4	16	75	8	3	4	42	4	95	8	4	16	.323	.425
2009	Chattanooga	.241	131	456	63	110	30	3	13	63	3	4	2	36	2	84	4	1	11	.298	.406
2010	Albuquerque	.315	127	505	97	159	38	2	23	87	6	4	4	38	2	78	1	3	7	.363	.535
	LA DODGERS	.143	15	42	3	6	0	0	2	4	1	0	0	0	0	8	0	0	1	.140	.286
	Albuquerque	.283	93	336	66	95	22	2	16	69	5	0	5	46	0	62	1	1	8	.372	.503
2011	LA DODGERS	.157	25	51	5	8	1	0	2	3	0	0	0	7	3	10	0	0	3	.259	.294
	Albuquerque	.283	93	336	66	95	22	2	16	69	5	0	5	46	0	62	1	1	8	.372	.503
	LA DODGERS	.157	25	51	5	8	1	0	2	3	0	0	0	7	3	10	0	0	3	.259	.294
2012	Jacksonville	.163	24	80	4	13	3	0	0	10	0	1	0	14	0	20	0	0	3	.287	.200
	Richmond	.207	47	140	21	29	10	0	2	12	1	2	2	25	1	41	0	2	4	.333	.321
Minor League Totals		.263	1028	3771	589	992	246	21	126	590	39	33	47	319	12	751	31	26	100	.325	.440
Major League Totals		.151	40	93	8	14	1	0	4	7	1	0	0	7	3	18	0	0	4	.208	.290

Farm System

Montilla, Manuel

Right-Handed Pitcher

HT: 6-3

WT: 200

B/T: R/R

Hometown: Santo Domingo, DR

Born: September 7, 1991 in Santo Domingo, DR

School: N/A

Obtained: Signed as a non-drafted free agent on January 9, 2009.

2012: Had a DSL Rockies team-low ERA for pitchers with 15 or more appearances...his seven wins led the DSL club and his 28 appearance were also the third-most in the league...**2011:** Spent his third season with the DSL Rockies where he appeared in the second-most games on the club...his 35.2 innings were the second-most among strictly relievers on the Rockies...**2010:** Spent his second professional season with the DSL Rockies...made 12 appearances/2 starts...allowed 6 earned runs in his two starts compared to 8 earned runs in his 12 relief appearances...**2009:** Pitched his first professional season with the DSL Rockies, splitting time as a starter and a reliever...began the season in the starting rotation, making 9 starts and going 1-4, 3.06 (32.1 ip, 11 er) in that role...would post a 15.43 ERA (2.1 ip, 4 er) in 4 relief outings...opponents hit .248 (34-for-137) against him on the season...**PERSONAL:** Signed on January 9, 2009 by Rockies scouts Rolando Fernandez, Jhonathan Leyba and Martin Cabrera.

Year	Team	W	L	ERA	G	GS	CG	SHO	GF	SV	IP	H	R	ER	HR	HB	BB	IBB	SO	WP	BK
2009	DSL Rockies	1	4	3.89	13	9	0	0	0	0	34.2	34	29	15	0	7	28	0	27	8	0
2010	DSL Rockies	0	2	6.00	12	2	0	0	5	1	21.0	26	16	14	0	2	9	0	13	2	1
2011	DSL Rockies	1	3	2.52	23	0	0	0	4	1	35.2	36	17	10	0	7	11	2	26	3	0
2012	DSL Rockies	7	3	1.54	28	0	0	0	20	9	41.0	29	11	7	0	3	7	0	30	3	0
Minor League Totals		9	12	3.13	76	11	0	0	29	11	132.1	125	73	46	0	19	55	2	96	16	1

Mueller, Josh

Right-Handed Pitcher

HT: 6-4

WT: 215

B/T: R/R

Hometown: Columbia, IL

Born: January 18, 1989 in St. Louis, MO

School: Eastern Illinois University

Obtained: Selected in the 13th round of the 2010 First-Year Player Draft.

2012: Made his fourth stop in three years as a professional, starting the season with the Rookie Level Grand Junction and then finishing the season at High-A Modesto...went 4-1 with a 2.60 ERA (34.2 ip, 10 er) in 7 August games, six of which were starts...as a starter for Modesto he compiled a 5-1 record in eight games with a 2.74 ERA (42.2 ip, 13 er)...**2011:** Spent his entire second professional season with Low-A Asheville making 19 starts, which were second-most on the team, and 8 relief appearances...finished the season making 13 straight starts for the Tourists...his 106.1 innings pitched were second-most on Asheville while his six wins were tied for third...**2010:** Spent his first professional season with Short Season Tri-City...went 0-0, 1.69 (10.2 ip, 2 er) in 5 relief appearances and 2-3, 5.54 (37.1 ip, 23 er) in 9 starts...**PERSONAL:** Signed on June 14, 2010 by Rockies scout Mark Germann.

Year	Team	W	L	ERA	G	GS	CG	SHO	GF	SV	IP	H	R	ER	HR	HB	BB	IBB	SO	WP	BK
2010	Tri-City	2	3	4.69	14	9	0	0	1	0	48.0	51	30	25	2	1	17	0	36	3	0
2011	Asheville	6	7	5.50	27	19	0	0	1	1	106.1	131	72	65	11	6	48	0	76	6	0
2012	Grand Junction	2	3	8.38	6	6	0	0	0	0	29.0	42	30	27	3	3	8	0	17	5	0
	Modesto	5	1	3.18	12	8	0	0	3	1	51.0	47	18	18	3	2	21	0	36	3	0
Minor League Totals		15	14	5.19	59	42	0	0	5	2	234.1	271	150	135	19	12	94	0	165	17	0

Murphy, Tom

Catcher

HT: 6-1

WT: 220

B/T: R/R

Hometown: West Monroe, NY

Born: April 3, 1991 in West Monroe, NY

School: University of Buffalo

Obtained: Selected by the Rockies in the third round of the 2012 First-Year Player Draft.

2012: In his first professional season, played the third-most games for Short Season Tri-City...rated the 14th-best prospect for the Rockies by *Baseball America*...**PERSONAL:** Signed by Rockies scout Ed Santa...in his junior season at Buffalo, hit .311 (68-for-219) with 20 doubles, 4 triples, 13 home runs and 51 RBI in 56 games...the 13 home runs set the school's single-season home run record...was rated the 65th-best player in the draft by *Baseball America*, as well as the top player from the state of New York.

Year	Team	AVG	G	AB	R	H	2B	3B	HR	RBI	SF	SAC	HBP	BB	IBB	SO	SB	CS	GIDP	OBP	SLG
2012	Tri-City	.288	55	212	26	61	13	3	6	38	2	1	7	14	1	52	1	1	3	.349	.462
Minor League Totals		.288	55	212	26	61	13	3	6	38	2	1	7	14	1	52	1	1	3	.349	.462

Nina, Angelys

Infielder

HT: 5-11

WT: 165

B/T: R/R

Hometown: San Cristobal, DR

Born: November 16, 1988 in San Cristobal, DR

School: N/A

Obtained: Signed as a non-drafted free agent on February 9, 2007.

2012: Spent the entire season at Double-A Tulsa playing in 118 games...was their primary second baseman for 82 games...**2011:** Spent the entire season at High-A Modesto where he set career highs in nearly every offensive category...was the every day second baseman for the Nuts and finished with the fourth-most stolen bases and the fifth-highest batting average...hit .310 vs. left and .290 vs. right...was a .300 hitter in the No. 2 slot in the batting order where he saw the most at-bats throughout the season...had the fewest errors (10) among all Nuts every day infielders...**2010:** Was the primary second baseman for Low-A Asheville while also hitting in primarily the second spot in the order...was named a South Atlantic All-Star after hitting .286 with 24 RBI and 26 runs in the first half...set career highs in games, at-bats, runs, hits, home runs, RBI and tied his career high in triples and stolen bases...his 24 stolen bases were fifth-most in the Rockies organization...**2009:** In his first professional season in the States, hit .295 (41-for-139) in 36 games for the Casper Ghosts...was the club's regular second baseman before sustaining an injury in August, which forced him to sit out the remainder of the season...hit .459 (17-for-37) off left-handed pitching, compared to .235 (24-for-102) against righties...**2008:** Appeared in just 24 games for Casper before being placed on the DL in late July, where he would spend the rest of the season...split time between second and third base...**2007:** Was the Rockies' best hitter in 2007 as he led the team in average (.323), hits (82), doubles (19) and RBI (43)...went 24-for-32 in stolen base attempts...drove in season-best 5 RBI on 6/26 at the Cubs...**PERSONAL:** Signed by Rockies scouts Rolando Fernandez, Felix Feliz and Martin Jose.

NINA continued

Year	Team	AVG	G	AB	R	H	2B	3B	HR	RBI	SAC	SF	HBP	BB	IBB	SO	SB	CS	GIDP	OBP	SLG
2007	DSL Rockies	.323	66	254	33	82	19	3	3	43	8	2	5	23	3	23	24	8	4	.387	.457
2008	Casper	.228	24	79	10	18	4	0	1	6	0	0	0	9	1	14	1	1	1	.307	.316
2009	Casper	.295	36	139	20	41	7	2	1	14	5	0	2	7	0	22	11	5	4	.338	.396
2010	Asheville	.272	103	416	57	113	16	3	4	51	2	4	3	15	0	57	24	7	17	.299	.353
2011	Modesto	.294	112	425	63	125	22	5	5	54	4	5	4	29	1	72	15	10	10	.341	.405
2012	Tulsa	.269	118	412	45	111	19	2	6	52	3	1	2	27	1	67	9	4	13	.315	.369
Minor League Totals		.284	459	1725	228	490	87	15	20	220	14	20	16	110	6	255	84	35	49	.330	.387

Oakes, Trevor

Right-Handed Pitcher

HT: 6-5 **WT:** 210 **B/T:** R/R **Hometown:** Jordan, MN
Born: July 15, 1990 in Jordan, MN **School:** University of Minnesota
Obtained: Selected by the Rockies in the 11th round of the 2012 First-Year Player Draft.
2012: Was a member of the Short Season Tri-City roster for his first professional season...**PERSONAL:** Signed by Rockies scout Mark Germann.

Year	Team	W	L	ERA	G	GS	CG	SHO	GF	SV	IP	H	R	ER	HR	HB	BB	IBB	SO	WP	BK
2012	Tri-City	1	2	4.41	11	11	0	0	0	0	49.0	64	29	24	4	2	7	0	38	2	0
Minor League Totals		1	2	4.41	11	11	0	0	0	0	49.0	64	29	24	4	2	7	0	38	2	0

Oberg, Scott

Right-Handed Pitcher

HT: 6-2 **WT:** 205 **B/T:** R/R **Hometown:** Tewksbury, MA
Born: March 13, 1990 in Tewksbury, MA **School:** University of Connecticut
Obtained: Selected by the Rockies in the 15th round of the 2012 First-Year Player Draft.
2012: Relieved in 25 games for Rookie Level Grand Junction in his first professional campaign...his 13 saves led the Pioneer League...**PERSONAL:** Signed by Rockies scout Mike Garlati.

Year	Team	W	L	ERA	G	GS	CG	SHO	GF	SV	IP	H	R	ER	HR	HB	BB	IBB	SO	WP	BK
2012	Grand Junction	0	2	2.33	25	0	0	0	22	13	27	20	9	7	2	0	6	0	29	0	0
Minor League Totals		0	2	2.33	25	0	0	0	22	13	27	20	9	7	2	0	6	0	29	0	0

Osborne, Zach

Infielder

HT: 5-8 **WT:** 170 **B/T:** R/R **Hometown:** Louisville, KY
Born: April 20, 1990 in Louisville, KY **School:** University of Tennessee
Obtained: Selected by the Rockies in the 15th round of the 2012 First-Year Player Draft.
2012: Spent majority of his first pro season at Short Season Tri-City before finishing the year with Rookie Level Grand Junction...**PERSONAL:** Signed by Rockies scout Mike Garlati.

Year	Team	AVG	G	AB	R	H	2B	3B	HR	RBI	SF	SAC	HBP	BB	IBB	SO	SB	CS	GIDP	OBP	SLG
2012	Tri-City	.259	42	143	24	37	7	1	0	10	0	5	2	16	0	7	5	3	5	.342	.322
2012	Grand Junction	.227	6	22	4	5	1	0	0	1	0	0	1	0	0	1	0	0	0	.261	.273
Minor League Totals		.255	48	165	28	42	8	1	0	11	0	5	3	16	0	8	5	3	5	.332	.315

Ozuna, Lorenz

Right-Handed Pitcher

HT: 6-0 **WT:** 175 **B/T:** R/R **Hometown:** Payita, DR
Born: September 22, 1994 in Payita, DR **School:** N/A
Obtained: Signed as a non-drafted free agent on September 3, 2012.
PERSONAL: Signed by Rockies scouts Rolando Fernandez and Jhonathan Leyba.

Padilla, Roberto

Left-Handed Pitcher

HT: 6-3 **WT:** 200 **B/T:** L/L **Hometown:** Union City, CA
Born: June 29, 1990 in Oakland, CA **School:** San Jose State
Obtained: Selected in the eighth round of the 2011 First-Year Player Draft.
2012: In his second professional season, went a combined 5-5 with a 5.07 ERA (60.1 ip, 34 er) in 17 games/10 starts between Short Season Tri-City and High-A Modesto...**2011:** Appeared in two games for Tri-City in his first professional season...was placed on the disabled list 8/16 until the end of the season...**PERSONAL:** Signed by Rockies scout Gary Wilson...in 2010 led Ohlone Junior College to a JUCO state championship and earned First-Team All-Northern California honors, Coast-Pacific Conference Pitcher of the Year honors and was named the California JUCO Pitcher of the Year...after transferring to San Jose State, earned first-team All-Western Athletic Conference honors in his one year (2011)...posted a 9-6 record with a 3.19 ERA...led the team in innings (98.2) and strikeouts (81) while holding opposing batters to a .230 average...was ranked the 28th-best prospect from Northern California in the draft by *Baseball America*.

Year	Team	W	L	ERA	G	GS	CG	SHO	GF	SV	IP	H	R	ER	HR	HB	BB	IBB	SO	WP	BK
2011	Tri-City	1	0	4.15	2	0	0	0	0	0	4.1	3	2	2	0	1	7	0	2	1	0
2012	Tri-City	2	4	5.18	9	9	0	0	0	0	40.0	39	27	23	1	7	19	0	27	6	0
	Modesto	3	1	4.87	8	1	0	0	0	0	20.1	28	11	11	3	2	14	0	6	1	0
Minor League Totals		6	5	5.01	19	10	0	0	0	0	64.2	70	40	36	4	10	40	0	35	8	0

Padron, Yohan

Left-Handed Pitcher

HT: 5-11 **WT:** 185 **B/T:** L/L **Hometown:** Aquirre, VZ
Born: April 8, 1994 in Bejuma, VZ **School:** N/A
Obtained: Signed as a non-drafted free agent on January 30, 2012
2012: In his first professional season made four relief appearances for the DSL Rockies...**PERSONAL:** Signed by Rockies scouts Rolando Fernandez, Orlando Medina and Carlos Gomez.



PADRON continued

Year	Team	W	L	ERA	G	GS	CG	SHO	GF	SV	IP	H	R	ER	HR	HB	BB	IBB	SO	WP	BK
2012	DSL Rockies	0	0	3.86	4	0	0	0	1	0	2.1	1	1	1	0	2	3	0	2	2	0
Minor League Totals		0	0	3.86	4	0	0	0	1	0	2.1	1	1	1	0	2	3	0	2	2	0

Palacios, Javier

Right-Handed Pitcher

HT: 6-1 **WT:** 165 **B/T:** R/R **Hometown:** Maturin, VZ
Born: September 29, 1993 in Maturin, VZ **School:** N/A
Obtained: Signed as a non-drafted free agent on July 24, 2010.
2012: Spent his second professional season with the DSL Rockies...had the second-lowest ERA among DSL Rockies pitchers with 15 or more appearances...**2011:** In his first professional season made 14 relief appearances and one start for the DSL Rockies...**PERSONAL:** Signed on July 24, 2010 by Rockies scouts Rolando Fernandez and Francisco Cartaya.

Year	Team	W	L	ERA	G	GS	CG	SHO	GF	SV	IP	H	R	ER	HR	HB	BB	IBB	SO	WP	BK
2011	DSL Rockies	3	2	5.72	15	1	0	0	1	0	28.1	31	21	18	0	5	6	0	27	0	0
2012	DSL Rockies	3	1	1.70	22	0	0	0	2	0	37.0	38	14	7	3	3	4	0	25	3	0
Minor League Totals		6	3	3.44	37	1	0	0	3	0	65.1	69	35	25	3	8	10	0	52	3	0

Parker, Geoffrey

Right-Handed Pitcher

HT: 6-3 **WT:** 245 **B/T:** R/R **Hometown:** Dade City, FL
Born: March 22, 1989 in Tampa, FL **School:** Florida State University
Obtained: Selected in the ninth round of the 2010 First-Year Player Draft.
2012: Appeared in a 37 games between Low-A Asheville and High-A Modesto...made five starts for Asheville...**2011:** In his first professional season made 13 starts and one relief outing for Rookie Level Casper...began the season on the disabled list and made his first start 6/23...his 13 starts were second on the club while his nine losses were the most in the Pioneer League...**2010:** Did not play after being drafted...**PERSONAL:** Signed on August 11, 2010 by Rockies scout Alan Matthews.

Year	Team	W	L	ERA	G	GS	CG	SHO	GF	SV	IP	H	R	ER	HR	HB	BB	IBB	SO	WP	BK
2011	Casper	3	9	6.89	14	13	0	0	0	0	62.2	81	57	48	6	4	27	0	51	11	0
2012	Asheville	4	3	4.02	28	5	0	0	1	1	56.0	46	27	25	8	6	21	0	53	6	1
	Modesto	1	0	3.46	9	0	0	0	0	0	13.0	11	6	5	2	0	3	0	12	0	0
Minor League Totals		8	12	5.33	51	18	0	0	1	1	131.2	138	90	78	16	10	51	0	116	17	1

Paulencu, Adam

Right-Handed Pitcher

HT: 6-4 **WT:** 205 **B/T:** R/R **Hometown:** Sherwood Park, Alberta, Canada
Born: November 17, 1990 in Sherwood Park, Alberta, Canada **School:** Embry-Riddle University (FL)
Obtained: Selected in the 26th round of the 2012 First-Year Player Draft.
2012: Pitched in three games for Short Season Tri-City during his first pro season...**PERSONAL:** Signed by Rockies scout John Cedarburg.

Year	Team	W	L	ERA	G	GS	CG	SHO	GF	SV	IP	H	R	ER	HR	HB	BB	IBB	SO	WP	BK
2012	Tri-City	0	0	8.10	3	0	0	0	0	0	3.1	6	3	3	0	0	4	0	4	0	0
Minor League Totals		0	0	8.10	3	0	0	0	0	0	3.1	6	3	3	0	0	4	0	4	0	0

Payamps, Joel

Right-Handed Pitcher

HT: 6-2 **WT:** 175 **B/T:** R/R **Hometown:** Santiago, DR
Born: April 7, 1994 in Santiago, DR **School:** N/A
Obtained: Signed as a non-drafted free agent on July 2, 2010.
2012: Started 12 games for the DSL Rockies during his second season with them...**2011:** Spent the entire season with the DSL Rockies where he made 10 starts...began the season allowing just three runs, two earned, in his first four starts...**2010:** Signed for next season...**PERSONAL:** Signed on by Rockies scouts Rolando Fernandez and Jhonathan Leyba.

Year	Team	W	L	ERA	G	GS	CG	SHO	GF	SV	IP	H	R	ER	HR	HB	BB	IBB	SO	WP	BK
2011	DSL Rockies	1	3	3.29	10	10	0	0	0	0	38.1	35	17	14	1	5	18	0	38	6	1
2012	DSL Rockies	1	2	3.02	12	12	0	0	0	0	59.2	43	26	20	1	12	16	0	38	6	3
Minor League Totals		2	5	3.12	22	22	0	0	0	0	98.0	78	43	34	2	17	34	0	76	12	4

Pena, Franmy

Catcher

HT: 5-10 **WT:** 175 **B/T:** S/R **Hometown:** Santiago, DR
Born: June 8, 1992 in Santiago, DR **School:** N/A
Obtained: Signed as a non-drafted free agent on May 24, 2010.
2012: Began his third professional season with the DSL Rockies before being promoted to Rookie Level Grand Junction and finishing the season with them...**2011:** Spent his second season with the DSL Rockies...began the season playing primarily catcher before ending the season with 16 straight starts at either first base or designated hitter...led all DSL Rockies with his .296 average and tied for lead in home runs...**2010:** Spent his first professional season with the Rockies DSL club where he played catcher, first base and third base...**PERSONAL:** Signed on May 24, 2010 by Rockies scouts Rolando Fernandez and Jhonathan Leyba.

Year	Team	AVG	G	AB	R	H	2B	3B	HR	RBI	SAC	SF	HBP	BB	IBB	SO	SB	CS	GIDP	OBP	SLG
2010	DSL Rockies	.179	42	112	15	20	2	1	0	15	4	2	4	20	1	25	6	6	2	.319	.214
2011	DSL Rockies	.296	35	115	18	34	7	1	3	11	5	0	0	5	0	20	3	1	0	.325	.452
2012	DSL Rockies	.313	4	16	0	5	2	0	0	5	0	0	0	1	0	1	1	0	1	.353	.438
	Grand Junction	.125	16	40	5	5	2	0	1	5	0	0	3	2	0	13	0	0	3	.222	.250
Minor League Totals		.226	97	283	38	64	13	2	4	36	2	9	7	28	1	59	10	7	6	.309	.329

Perez, Juan

Right-Handed Pitcher

HT: 6-0

WT: 190

B/T: R/R

Hometown: Orlando, FL

Born: May 30, 1989 in Orlando, FL

School: Bethune-Cookman College

Obtained: Selected in the 18th round of the 2010 First-Year Player Draft.

2012: Spent his third professional season between Low-A Asheville and High-A Modesto...2011: In his second professional season spent the entire year at Asheville...led the South Atlantic League in appearances and games finished and second in saves...was named a SAL Mid-season All-Star...2010: Spent his first professional season with Rookie Level Casper as the teams closer...finished second in the Pioneer League with 10 saves and fourth with 18 games finished...his 10 saves were also the fourth-most in the Rockies system and his 21 appearances were most for Casper...PERSONAL: Signed on June 14, 2010 by Rockies scout John Cedarburg.

Year	Team	W	L	ERA	G	GS	CG	SHO	GF	SV	IP	H	R	ER	HR	HB	BB	IBB	SO	WP	BK
2010	Casper	3	1	2.60	21	0	0	0	18	10	27.2	18	10	8	2	2	11	0	23	3	1
2011	Asheville	4	7	4.87	55	0	0	0	45	19	61.0	73	37	33	4	2	22	2	56	4	0
2012	Asheville	0	0	0.00	2	0	0	0	0	0	2.0	2	0	0	0	0	0	0	0	0	0
	Modesto	1	0	10.5	6	0	0	0	3	0	6.0	8	7	7	2	0	7	0	3	1	0
Minor League Totals		8	8	4.47	84	0	0	0	66	29	96.2	101	54	48	8	4	40	2	82	8	1

Perkins, Robert

Catcher

HT: 6-1

WT: 170

B/T: R/R

Hometown: Macquarie, Australia

Born: May 29, 1994 in Macquarie, Australia

School: N/A

Obtained: Signed as a minor league free agent.

Pirkle, Richard

Catcher

HT: 6-1

WT: 190

B/T: R/R

Hometown: Norcross, GA

Born: August 16, 1988 in Brandon, FL

School: Georgia College & State University

Obtained: Selected in the 35th round of the 2011 First-Year Player Draft.

2012: Spent his second season with Short Season Tri-City catching in five games...2011: Saw his first professional action with Short Season Tri-City where he played 19 games behind the plate for the Dust Devils...PERSONAL: Signed by Rockies scout Alan Matthews.

Year	Team	AVG	G	AB	R	H	2B	3B	HR	RBI	SAC	SF	HBP	BB	IBB	SO	SB	CS	GIDP	OBP	SLG
2011	Tri-City	.228	19	57	6	13	4	0	1	8	1	1	3	4	0	19	0	1	1	.308	.351
2012	Tri-City	.435	9	23	7	10	0	0	0	2	0	0	3	4	0	7	1	0	2	.567	.435
Minor League Totals		.288	28	80	13	23	4	0	1	10	1	1	6	8	0	26	1	1	3	.389	.375

Piron, Jonathan

Infielder

HT: 6-0

WT: 170

B/T: L/R

Hometown: Santo Domingo, DR

Born: November 14, 1994 in Santo Domingo, DR

School: N/A

Obtained: Signed as a non-drafted free agent on September 19, 2012

PERSONAL: Signed by Rockies scouts Rolando Fernandez, Jhonathan Leyba and Martin Cabrera.

Polanco, Carlos

Right-Handed Pitcher

HT: 6-2

WT: 175

B/T: R/R

Hometown: San Pedro De Macoris, DR

Born: February 18, 1994 in San Pedro De Macoris, DR

School: N/A

Obtained: Signed as a non-drafted free agent on June 6, 2012

2012: Pitched in four games for the DSL Rockies, his first professional season...PERSONAL: Signed by Rockies scouts Rolando Fernandez, Jhonathan Leyba and Frank Roa.

Year	Team	W	L	ERA	G	GS	CG	SHO	GF	SV	IP	H	R	ER	HR	HB	BB	IBB	SO	WP	BK
2012	DSL Rockies	0	1	6.35	4	0	0	0	0	0	5.2	6	4	4	0	1	3	0	3	1	0
Minor League Totals		0	1	6.35	4	0	0	0	0	0	5.2	6	4	4	0	1	3	0	3	1	0

Popick, Jeff

Outfielder

HT: 6-4

WT: 220

B/T: R/R

Hometown: Lakewood, CO

Born: June 17, 1989 in Lakewood, CO

School: Colorado Mesa University

Obtained: Selected in the 16th round by the Rockies in the 2012 First-Year Player Draft.

2012: In his first professional campaign, ranked second for Rookie Level Grand Junction in batting average (.350) for hitters with a minimum of a 100 at-bats...PERSONAL: Signed by Rockies scout Marc Gustafson.

Year	Team	AVG	G	AB	R	H	2B	3B	HR	RBI	SAC	SF	HBP	BB	IBB	SO	SB	CS	GIDP	OBP	SLG
2012	Grand Junction	.350	41	137	33	48	12	1	6	30	3	2	3	19	1	37	2	1	2	.432	.584
Minor League Totals		.350	41	137	33	48	12	1	6	30	3	2	3	19	1	37	2	1	2	.432	.584

Prime, Correlle

Infielder

HT: 6-5

WT: 200

B/T: R/R

Hometown: Bradenton, FL

Born: February 18, 1994 in Bradenton, FL

School: Manatee HS (FL)

Obtained: Selected in the 12th round by the Rockies in the 2012 First-Year Player Draft.

2012: Played his first professional season with Rookie Level Grand Junction...batted .319 (23-for-72) in 20 home games...PERSONAL: Signed by Rockies scout John Cedarburg.

PRIME continued

Year	Team	AVG	G	AB	R	H	2B	3B	HR	RBI	SAC	SF	HBP	BB	IBB	SO	SB	CS	GIDP	OBP	SLG
2012	Grand Junction	.283	36	127	17	36	7	0	1	11	0	1	1	18	0	34	0	0	3	.377	.362
Minor League Totals		.283	36	127	17	36	7	0	1	11	0	1	1	18	0	34	0	0	3	.377	.362

Quintin, Cristian

Outfielder

HT: 6-3

WT: 170

B/T: R/R

Hometown: Bani, DR

Born: December 27, 1993 in Bani, DR

School: N/A

Obtained: Signed as a non-drafted free agent on November 29, 2010.

2012: Played his second professional season with the DSL Rockies appearing in two games as a pitcher...2011: Spent his first professional season with the Rockies DSL club, playing 50 games in right field...PERSONAL: Signed by Rockies scouts Rolando Fernandez, Jhonathan Leyba and Martin Cabrera.

Year	Team	AVG	G	AB	R	H	2B	3B	HR	RBI	SAC	SF	HBP	BB	IBB	SO	SB	CS	GIDP	OBP	SLG
2011	DSL Rockies	.185	50	146	24	27	4	3	3	19	2	1	6	17	0	61	5	0	1	.294	.315
Minor League Totals		.185	50	146	24	27	4	3	3	19	2	1	6	17	0	61	5	0	1	.294	.315

Year	Team	W	L	ERA	G	GS	CG	SHO	GF	SV	IP	H	R	ER	HR	HB	BB	IBB	SO	WP	BK
2012	DSL Rockies	0	0	4.50	2	0	0	0	2	0	2.0	3	1	1	0	1	0	0	1	1	0
Minor League Totals		0	0	4.50	2	0	0	0	2	0	2.0	3	1	1	0	1	0	0	1	1	0

Ramirez, Michael

Catcher

HT: 5-10

WT: 165

B/T: R/R

Hometown: San Felipe, VZ

Born: April 27, 1990 in San Felipe, Yzacucy, VZ

School: N/A

Obtained: Signed as non-drafted free agent on June 7, 2007.

2012: Made three stops during the 2012 campaign finishing the season with Rookie Level Grand Junction...appeared in 31 of his 32 combined games behind the plate...2011: Spent his second season at Rookie Level Casper where he played 24 games behind the plate and hit his first career home run and first career triple...2010: Made 24 starts behind the plate for Casper, his first season out of the DSL...the 24 starts at catcher were the second-most on the club, but were the fewest in one season in his career...2009: Hit just .190 (24-for-126) with the DSL Rockies...received the majority of the starts at catcher on the club, though his .190 average was the lowest on the club among players to appear in at least 40 games...2008: Spent the entire season with the DSL Rockies as one of the club's catchers...his .316 (30-for-95) average was third-best on the club...2007: Was the Rockies' DH throughout the season, but also appeared in 6 games behind plate...PERSONAL: Signed on June 7, 2007 by Rockies scout Rolando Fernandez, Francisco Cartaya and Orlando Medina.

Year	Team	AVG	G	AB	R	H	2B	3B	HR	RBI	SAC	SF	HBP	BB	IBB	SO	SB	CS	GIDP	OBP	SLG
2007	DSL Rockies	.248	36	129	10	32	3	0	0	9	4	0	4	5	0	28	1	2	4	.297	.271
2008	DSL Rockies	.316	27	95	6	30	4	0	0	10	0	1	1	2	0	13	2	0	1	.333	.358
2009	DSL Rockies	.190	43	126	14	24	4	0	0	10	4	2	10	11	0	20	1	0	2	.302	.222
2010	Casper	.229	24	83	7	19	0	0	0	3	0	0	1	3	0	17	1	1	3	.264	.229
2011	Casper	.181	24	72	4	13	3	1	1	14	2	0	0	0	0	17	0	2	2	.181	.292
2012	Modesto	.214	4	14	0	3	1	0	0	1	0	0	1	1	0	4	1	0	0	.313	.286
	Tri-City	.214	14	42	6	9	4	0	0	3	0	2	3	2	0	12	0	1	0	.298	.310
	Grand Junction	.255	14	47	7	12	2	0	0	4	0	1	3	4	0	8	0	1	1	.352	.298
Minor League Totals		.234	186	608	54	142	21	1	1	54	3	13	23	28	0	119	6	7	13	.292	.276

Rankin, William

Right-Handed Pitcher

HT: 6-0

WT: 190

B/T: R/R

Hometown: Marietta, GA

Born: May 1, 1989 in Decatur, AL

School: Southern Polytechnic State University (GA)

Obtained: Selected in the 17th round of the 2011 First-Year Player Draft.

2012: Begain his second professional season at Short Season Tri-City before making stops at Low-A Asheville and High-A Modesto...went a combined 1-1 with a 1.91 ERA (28.1 ip, 6 er) in 25 relief appearances...2011: In his first professional season began with Rookie Level Casper where he made 13 appearances and collected four games finished...was transferred to Short Season Tri-City 8/16 and made four appearances for the Dust Devils, going 1-0 with a 1.00 ERA (9.0 ip, 1 er)...PERSONAL: Signed by Rockies scout Alan Matthews.

Year	Team	W	L	ERA	G	GS	CG	SHO	GF	SV	IP	H	R	ER	HR	HB	BB	IBB	SO	WP	BK
2011	Casper	1	1	6.95	13	0	0	0	4	1	22.0	30	18	17	1	3	6	0	20	0	0
	Tri-City	1	0	1.00	4	0	0	0	3	1	9.0	3	2	1	0	1	5	0	9	1	0
2012	Tri-City	0	0	0.00	6	0	0	0	6	5	5.1	6	0	0	0	1	0	0	4	0	0
	Modesto	0	0	2.70	4	0	0	0	2	0	6.2	6	2	2	0	0	4	0	7	2	0
	Asheville	1	1	2.20	15	0	0	0	3	0	16.1	10	4	4	1	1	5	0	9	0	0
Minor League Totals		3	2	3.64	42	0	0	0	18	7	59.1	55	26	24	2	6	20	0	49	3	0

Reid, Taylor (John)

Right-Handed Pitcher

HT: 6-3

WT: 215

B/T: R/R

Hometown: Danville, CA

Born: June 8, 1989 in Baton Rouge, LA

School: St. Mary's College (CA)

Obtained: Selected in the 14th round of the 2010 First-Year Player Draft.

2012: Spent his third professional season between Short Season Tri-City and Low-A Asheville...Made a combined 30 appearances with one start between the two levels...2011: Made 38 appearances out of the bullpen for Asheville...was used primarily in late relief, tallying 42.2 innings between the seventh, eighth and ninth innings...his 21 games finished were third among all Tourists...2010: Spent his first professional season with Rookie Level Casper where he made 16 relief appearances...went 1-for-2 in save opportunities...PERSONAL: Signed on June 12, 2010 by Rockies scout Gary Wilson.

REID continued

Year	Team	W	L	ERA	G	GS	CG	SHO	GF	SV	IP	H	R	ER	HR	HB	BB	IBB	SO	WP	BK
2010	Casper	0	1	3.78	16	0	0	0	6	1	16.2	20	17	7	1	0	11	0	13	4	1
2011	Asheville	0	2	4.69	38	0	0	0	21	2	55.2	61	33	29	7	5	28	0	38	6	0
2012	Asheville	2	0	10.71	14	0	0	0	3	0	19.1	27	26	23	4	4	17	0	9	3	0
	Tri-City	0	1	9.61	16	1	0	0	6	0	19.2	26	21	21	0	1	17	1	12	3	0
Minor League Totals		2	4	6.47	84	1	0	0	36	3	111.1	134	97	80	12	10	73	1	72	16	1

Requena, Wilson

Right-Handed Pitcher

HT: 6-0 WT: 150 B/T: R/R Hometown: San Juan de los Morros, VZ
 Born: April 16, 1996 in San Juan de los Morros, VZ School: N/A
 Obtained: Signed as non-drafted free agent on July 9, 2012.
 PERSONAL: Signed by Rolando Fernandez, Orlando Medina, Josher Suarez and Carlos Gomez.

Reyes, Angel

Right-Handed Pitcher

HT: 6-2 WT: 195 B/T: R/R Hometown: Santo Domingo, DR
 Born: October 23, 1990 in Santo Domingo, DR School: N/A
 Obtained: Signed as non-drafted free agent on July 2, 2007.
 2012: Split time between the DSL Rockies and Short Season Tri-City making 22 combined relief appearances in his first season as a pitcher...2011: Made 29 appearances as catcher for Rookie Level Casper, his first action in the Stats...hit five home runs in his 33 games overall, his first home runs of his career...2010: Spent his first professional season with the DSL Rockies, spending time at catcher, first base, left field and center field...PERSONAL: Signed by Rockies scouts Rolando Fernandez and Jhonathan Leyba.

Year	Team	AVG	G	AB	R	H	2B	3B	HR	RBI	SAC	SF	HBP	BB	IBB	SO	SB	CS	GIDP	OBP	SLG
2010	DSL Rockies	.242	57	190	21	46	4	2	0	19	6	2	7	18	0	18	8	3	3	.327	.284
2011	Casper	.181	33	105	21	19	3	1	5	16	0	1	4	5	0	21	1	0	2	.243	.371
Minor League Totals		.220	90	295	42	65	7	3	5	35	6	3	11	23	0	39	9	3	5	.298	.315

Year	Team	W	L	ERA	G	GS	CG	SHO	GF	SV	IP	H	R	ER	HR	HB	BB	IBB	SO	WP	BK
2012	DSL Rockies	1	1	5.51	14	0	0	0	3	1	16.1	17	11	10	0	2	3	0	16	0	0
	Tri-City	0	0	1.59	8	0	0	0	1	0	11.1	6	2	2	0	1	3	0	11	2	0
Minor League Totals		1	1	3.90	22	0	0	0	4	1	27.2	23	13	12	0	3	6	0	27	2	0

Reyes, Randy

Infielder

HT: 6-0 WT: 175 B/T: R/R Hometown: San Pedro de Macoris, DR
 Born: September 4, 1992 in San Pedro de Macoris, DR School: N/A
 Obtained: Signed as non-drafted free agent on August 3, 2012.
 2012: Played in 10 games during his first professional season all as a designated hitter...PERSONAL: Signed by Rockies scouts Rolando Fernandez, Jhonathan Leyba, Frank Roa and Martin Cabrera.

Year	Team	AVG	G	AB	R	H	2B	3B	HR	RBI	SAC	SF	HBP	BB	IBB	SO	SB	CS	GIDP	OBP	SLG
2012	DSL Rockies	.250	10	32	6	8	0	0	0	0	0	0	0	1	0	8	0	1	0	.273	.250
Minor League Totals		.250	10	32	6	8	0	0	0	0	0	0	0	1	0	8	0	1	0	.273	.250

Ribera, Jordan

Infielder

HT: 6-0 WT: 225 B/T: L/R Hometown: Fresno, CA
 Born: December 22, 1988 in Fresno, CA School: Fresno State
 Obtained: Selected in the 21st round of the 2011 First-Year Player Draft.
 2012: Started his second pro season with the Low-A Asheville where he spent majority of the season except for a nine-game stint with Short Season Tri-City in the middle of the season...batted .364 (39-for-107) with 11 doubles, 2 triples, 5 home runs and 24 RBI in 28 August games for the Dust Devils...2011: Saw his first professional action with Short Season Tri-City where he finished tied second on the team in home runs, despite playing in at least seven fewer games than the three players either tied or ahead of him...his 33 RBI were also third on the team and he was tied fifth in doubles...PERSONAL: Signed by Rockies scout Gary Wilson.

Year	Team	AVG	G	AB	R	H	2B	3B	HR	RBI	SAC	SF	HBP	BB	IBB	SO	SB	CS	GIDP	OBP	SLG
2011	Tri-City	.242	45	161	17	39	11	0	5	33	0	1	0	19	0	32	2	1	4	.320	.404
2012	Tri-City	.324	9	34	4	11	4	0	0	6	0	0	0	5	0	7	0	1	0	.410	.441
	Asheville	.280	65	250	38	70	23	4	10	48	2	0	1	19	0	62	0	1	3	.331	.524
Minor League Totals		.270	119	445	59	120	38	4	15	87	3	0	1	43	0	101	2	3	7	.333	.474

Richardson, Denzel

Outfielder

HT: 6-2 WT: 174 B/T: R/R Hometown: Philipsburg, Sint Maarten
 Born: January 7, 1994 in Philipsburg, Sint Maarten School: N/A
 2012: Played all three outfield positions during his first professional season with the DSL Rockies.

Year	Team	AVG	G	AB	R	H	2B	3B	HR	RBI	SAC	SF	HBP	BB	IBB	SO	SB	CS	GIDP	OBP	SLG
2012	DSL Rockies	.211	35	109	13	23	4	1	0	8	1	1	1	6	0	34	4	6	2	.256	.266
Minor League Totals		.211	35	109	13	23	4	1	0	8	1	1	1	6	0	34	4	6	2	.256	.266

Riggins, Harold

Infielder

HT: 6-2

WT: 240

B/T: R/R

Hometown: Normal, IL

Born: March 6, 1990 in San Angelo, TX

School: North Carolina State

Obtained: Selected in the seventh round of the 2011 First-Year Player Draft.

2012: Spent his entire second professional season with Low-A Asheville as their primary first baseman (64 games)...finished third in the SAL (5th in the Rockies organization) in home runs and ranked fourth in the system in slugging...missed most of August and all of the playoffs with a back injury...was named a South Atlantic League Mid-Season and Postseason All-Star, along with a MiLB.com Organization All-Star...captured the SAL Home Run Derby title at the All-Star Game...*Baseball America* rated him as the 23rd-best prospect in the Rockies organization entering 2013...**2011:** Spent his first professional season with Rookie Level Casper where he led the team in games, walks and on-base percentage...also led the Pioneer League in walks and strikeouts and was fourth in on-base percentage...hit .321 against left-handers and slugged .554 against lefties...**PERSONAL:** Signed by Rockies scout Jay Matthews...was originally drafted in the 35th round of the 2008 First-Year Player Draft by the Chicago White Sox...was named the MVP of the ACC Tournament in 2010 as a sophomore after hitting .562 (9-for-16) with 2 doubles, a triple and 2 home runs with 5 RBI in four tournament games...finished his junior season in 2011 hitting .314 (65-for-207) with 11 doubles and 35 RBI...*Baseball America* ranked Riggins the 13th-best prospect available in the Draft from the state of North Carolina and as the top-rated first baseman from North Carolina.

Year	Team	AVG	G	AB	R	H	2B	3B	HR	RBI	SAC	SF	HBP	BB	IBB	SO	SB	CS	GIDP	OBP	SLG
2011	Casper	.279	67	215	42	60	13	1	8	35	0	2	6	46	0	85	1	3	7	.416	.460
2012	Asheville	.302	87	328	63	99	23	0	19	76	3	0	11	37	0	104	8	5	6	.388	.546
Minor League Totals		.293	154	543	105	159	36	1	27	111	5	0	17	83	0	189	9	8	13	.400	.512

Rike, Brian

Left-Handed Pitcher

HT: 6-2

WT: 200

B/T: L/L

Hometown: Richmond, TX

Born: December 13, 1985 in Richmond, TX

School: Louisiana Tech

Obtained: Selected in the second round of the 2007 First-Year Player Draft.

2012: Appeared in 25 relief appearances after converting to a full-time pitcher for the Rookie Level Grand Junction...allowed just one hit over his four wins (6.0 ip, 0 er, 8 k)...**2011:** Began his fifth professional season on the disabled list where he would spend a little over a month until being reinstated on 5/14...played in 15 games for Double-A Tulsa before landing on the disabled list again from 6/2-10...returned from the disabled list and finished the season with Tulsa, switching time between left and right fields...set a career-high for slugging percentage and hit double-digit home runs for the third time in his career...**2010:** Spent the entire season with High-A Modesto where he played in 69 games...spent three different stints on the disabled list...**2009:** Spent the entire season with Modesto as the club's regular right fielder...batted .222 (47-for-212) prior to the All-Star break and .160 (25-for-156) after the break...**2008:** Spent his first full professional season with Low-A Asheville as the club's regular right fielder...finished third on the club with 15 home runs and fourth on the club with 75 RBI...finished second on the club with 62 walks...hit .260 (61-for-235) with 12 home runs and 41 RBI prior to the All-Star break and .233 (49-for-210) with 3 home runs and 34 RBI after the break...hit .218 (24-for-110) off lefties and .257 (86-for-335) off righties...**2007:** Colorado's second overall pick in the 2007 draft, Rike batted .296 (55-for-186) with 4 home runs and 29 RBI in 49 games for the Tri-City Dust Devils...led the team with 32 walks...**PERSONAL:** Signed on July 11, 2007 by Rockies scout Damon Iannelli.

Year	Team	AVG	G	AB	R	H	2B	3B	HR	RBI	SAC	SF	HBP	BB	IBB	SO	SB	CS	GIDP	OBP	SLG
2007	Tri-City	.296	49	186	36	55	13	1	4	29	0	2	3	32	0	54	7	3	3	.404	.441
2008	Asheville	.247	120	445	67	110	13	2	15	75	1	4	7	62	0	161	13	7	6	.346	.387
2009	Modesto	.196	104	368	44	72	18	5	11	59	9	8	7	34	2	147	4	3	7	.271	.361
2010	Modesto	.257	69	241	37	62	24	1	6	42	2	4	6	22	0	76	6	4	1	.330	.440
2011	Tulsa	.252	82	250	30	63	14	0	13	37	0	3	3	23	2	98	2	5	1	.319	.464
Minor League Totals		.243	424	1490	214	362	82	9	49	242	12	21	26	173	4	536	32	22	18	.328	.409

Year	Team	W	L	ERA	G	GS	CG	SHO	GF	SV	IP	H	R	ER	HR	HB	BB	IBB	SO	WP	BK
2012	Grand Junction	4	2	5.70	25	0	0	0	4	0	30.0	31	21	19	2	2	27	0	31	8	0
Minor League Totals		4	2	5.70	25	0	0	0	4	0	30.0	31	21	19	2	2	27	0	31	8	0

Riordan, Cory

Right-Handed Pitcher

HT: 6-4

WT: 200

B/T: R/R

Hometown: Killingworth, CT

Born: May 25, 1986 in Killingworth, CT

School: Fordham College

Obtained: Selected by Colorado in the sixth round of the 2007 June Draft.

2012: Made 33 combined appearances, 10 starts, between Double-A Tulsa and Triple-A Colorado Springs in his sixth professional season...recorded his first save since 2007 on 7/27 at Hudson Valley going 2.0 innings and allowing just one hit and no runs...**2011:** Split time between Tulsa and Colorado Springs making 23 combined starts and five relief appearances...made his first appearance at Major League Spring Training...**2010:** Spent his entire fourth season of professional baseball with Tulsa where he led the Drillers with 161.2 innings pitched and 135 strikeouts...also was second among Drillers' starters with a 4.01 ERA...this season marked the third season in a row he has led his club in innings pitched...went 8-4, 3.65 (150.1 ip, 61 er) in 24 starts, holding hitters to a .263 average, for the Drillers...in three relief appearances went 0-1, 8.74 (11.1 ip, 11 er)...his three relief appearances tied a career-high...17 of his 24 starts were quality starts and he allowed one run or less in 8 of his starts on the season...went 6-1 over his final 17 starts...pitched at least 6.0 innings in 14 of those 17 starts...**2009:** Pitched the entire season as a member of the High-A Modesto Nuts starting rotation...led the Nuts with 169.2 innings pitched and 134 strikeouts...his 169.2 innings also led the California League, while his 134 strikeouts were the sixth-most in the league...was named the CAL Pitcher of the Week, 6/22...went 8-2, 3.71 (89.2 ip, 37 er) in 14 starts following the All-Star break, after going 4-5 with a 4.16 ERA (80.0 ip, 37 er) in 14 games/13 starts prior to the break...**2008:** Spent the entire season with Low-A Asheville and led the club with 167.2 innings pitched and 160 strikeouts...his 160 strikeouts were tied for the sixth-most in Minor League baseball, were the second-most in the South Atlantic League and tied for the most in the Rockies organization with Jhoulys Chacin, who was named Minor League

RIORDAN *continued*

Starting Pitcher of the Year by MiLB.com...issued just 29 walks in his 167.2 innings pitched, an average of 1.6 walks per 9.0 innings...tossed 7.0 innings or more in 13 of his 25 starts, with 14 of his 25 starts being quality outings...opponents hit .274 (185-for-674) with lefties at .315 (85-for-270) and righties at .248 (100-for-404)...**2007:** Spent first pro season with Short Season Tri-City...recorded 65 strikeouts against just 17 walks and ranked second in the Northwest League in the fewest walks per 9.0 innings (1.89).

Year	Team	W	L	ERA	G	GS	CG	SHO	GF	SV	IP	H	R	ER	HR	HB	BB	IBB	SO	WP	BK
2007	Tri-City	2	3	4.25	14	11	0	0	1	1	65.2	69	34	31	5	5	17	0	65	4	1
2008	Asheville	8	9	3.65	26	25	2	1	0	0	167.2	185	91	68	18	8	29	0	160	13	1
2009	Modesto	12	7	3.93	28	27	2	0	0	0	169.2	185	87	74	11	13	48	0	134	12	2
2010	Tulsa	8	5	4.01	27	24	0	0	1	0	161.2	168	75	72	20	5	38	0	135	5	4
2011	Tulsa	1	12	5.37	27	22	0	0	0	0	142.1	172	95	85	21	7	25	0	100	6	2
	Colo. Springs	0	0	3.86	1	1	0	0	0	0	7.0	7	3	3	0	0	0	0	4	0	0
2012	Tulsa	3	2	3.66	20	1	0	0	2	0	39.1	40	17	16	6	0	8	0	29	1	0
	Colo. Springs	3	3	4.88	13	9	0	0	2	1	55.1	61	32	30	3	0	9	0	37	3	0
Minor League Totals		37	41	4.22	156	120	4	1	6	2	808.2	887	434	379	84	38	174	0	664	44	10

Year	Team	AVG	G	AB	R	H	2B	3B	HR	RBI	SF	SAC	HBP	BB	IBB	SO	SB	CS	GIDP	OBP	SLG
2010	Tulsa	.000	11	17	0	0	0	0	0	0	0	7	0	0	0	7	0	0	0	.000	.000
2011	Tulsa	.200	10	15	0	3	0	0	0	1	0	3	0	1	0	5	0	0	0	.250	.200
2012	Tulsa	.200	11	5	0	1	1	0	0	0	0	0	0	0	0	4	0	0	0	.200	.400
2012	Colo. Springs	.250	7	8	0	2	0	0	0	0	0	1	0	0	0	4	0	0	0	.250	.250
Minor League Totals		.133	39	45	0	6	1	0	0	1	0	11	0	1	0	20	0	0	0	.152	.156

Rivera, Jose**Infielder**

HT: 5-10

WT: 170

B/T: R/R

Hometown: Bayamon, PR

Born: April 18, 1990 in Bayamon, PR

School: Universidad Interamericana

Obtained: Selected in the 23rd round of the 2009 First-Year Player Draft.

2012: Played the entire season with Low-A Asheville as their primary second baseman...**2011:** Spent his second full season at Rookie Level Casper where he set career highs in average and doubles while collecting his first career home run as the Ghosts primary second baseman...started 38 games at second base and one at shortstop...**2010:** Was the every day second baseman for Casper...**2009:** Began the season with Casper, playing just nine games there before being transferred to the DSL Rockies for a month...hit .204 (10-for-49) in 14 games with the Rockies in the month of August before being transferred back to Casper for the remainder of the season...hit .175 (11-for-63) in 22 games on the season for the Ghosts...**PERSONAL:** Signed on June 16, 2009 by Rockies scout Jorge de Posada.

Year	Team	AVG	G	AB	R	H	2B	3B	HR	RBI	SF	SAC	HBP	BB	IBB	SO	SB	CS	GIDP	OBP	SLG
2009	DSL Rockies	.204	14	49	7	10	2	0	0	3	1	0	1	2	0	5	0	2	1	.250	.245
	Casper	.175	22	63	3	11	1	0	0	1	1	1	0	11	0	16	2	3	0	.293	.190
2010	Casper	.200	47	150	18	30	3	1	0	10	4	0	2	8	0	23	2	1	7	.250	.233
2011	Casper	.228	39	123	18	28	5	1	1	9	2	0	1	5	0	28	2	4	2	.264	.309
2012	Asheville	.257	65	210	29	54	14	1	2	30	1	7	5	12	0	21	2	4	2	.311	.362
Minor League Totals		.224	187	595	75	133	25	3	3	53	2	15	9	38	0	93	8	14	12	.280	.291

Roberts, Kenneth**Left-Handed Pitcher**

HT: 6-1

WT: 200

B/T: L/L

Hometown: Mufreesboro, TN

Born: March 9, 1988 in Mufreesboro, TN

School: Middle Tennessee State

Obtained: Selected in the 25th round of the 2010 First-Year Player Draft.

2012: Made 50 appearances, third-most on the team, for the Low-A Asheville Tourists...his 1.85 ERA was lowest among among regular relievers...led the league with a 1.19 walk/9.0 ip ratio (9 walks, 68.0 ip)...**2011:** Made 27 appearances in his second professional season, making the jump from Casper to Short Season Tri-City...was named a Northwest League Postseason All-Star and finished third in the NWL in saves and fifth in games finished...converted all 10 of his save opportunities on the season...saved four straight outings, 8/6-16, including three of which were 2.0-plus inning outings...six of his 10 saves on the season were for more than 1.0 inning...earned a 3.0 inning save on 7/31, allowing three hits and no runs while striking out five...**2010:** In his first professional season made 16 appearances/2 starts for Rookie Level Casper...went 3-1, 2.86 (28.1 ip, 9 er) in 14 relief appearances compared to 0-0, 4.50 (8.0 ip, 4 er) in 2 starts...**PERSONAL:** Signed on June 10, 2010 by Rockies scout Scott Corman.

Year	Team	W	L	ERA	G	GS	CG	SHO	GF	SV	IP	H	R	ER	HR	HB	BB	IBB	SO	WP	BK
2010	Casper	3	1	3.22	16	2	0	0	5	0	36.1	39	17	13	0	3	6	0	21	2	0
2011	Tri-City	4	2	1.86	27	0	0	0	18	10	38.2	26	10	8	2	2	7	1	39	2	0
2012	Asheville	4	1	1.85	50	0	0	0	22	0	68.0	53	16	14	4	3	9	0	56	7	0
Minor League Totals		11	4	2.20	93	2	0	0	45	10	143.0	118	43	35	6	8	22	1	116	11	0

Roble, Jonathan**Infielder**

HT: 5-11

WT: 170

B/T: S/R

Hometown: La Romana, DR

Born: April 25, 1992 in La Romana, DR

School: N/A

Obtained: Signed as a non-drafted free agent.

2012: Played his second consecutive season with the DSL Rockies...**2011:** Began his professional career with the DSL Rockies...**PERSONAL:** Signed by Rolando Fernandez.

Year	Team	AVG	G	AB	R	H	2B	3B	HR	RBI	SF	SAC	HBP	BB	IBB	SO	SB	CS	GIDP	OBP	SLG
2011	DSL Rockies	.172	26	64	10	11	3	0	0	3	0	1	3	17	0	24	4	3	0	.369	.219
2012	DSL Rockies	.105	18	57	4	6	3	0	0	6	0	0	2	4	0	20	0	3	0	.190	.158
Minor League Totals		.140	44	121	14	17	6	0	0	9	0	1	5	21	0	44	4	6	0	.293	.190

Rodriguez, Helmis

Left-Handed Pitcher

HT: 5-11

WT: 160

B/T: L/L

Hometown: Coloncito, VZ

Born: June 10, 1994 in Coloncito, VZ

School: N/A

Obtained: Signed as a non-drafted free agent on July 24, 2010.

2012: Started 12 games for the DSL Rockies and held left-handed opponents to a .158 average (6-for-38) against him...2011: In his first season began with one relief outing before making 10 straight starts...2010: Signed for next year...PERSONAL: Signed by scouts Rolando Fernandez and Francisco Cartaya.

Year	Team	W	L	ERA	G	GS	CG	SHO	GF	SV	IP	H	R	ER	HR	HB	BB	IBB	SO	WP	BK
2011	DSL Rockies	5	2	1.74	11	10	0	0	1	1	51.2	36	16	10	0	1	17	0	45	6	1
2012	DSL Rockies	4	1	1.82	12	12	0	0	0	0	74.0	60	22	15	3	4	12	0	53	5	0
Minor League Totals		9	3	1.79	23	22	0	0	1	1	125.2	96	38	25	3	5	29	0	98	11	1

Rodriguez, Jose

Infielder

HT: 5-10

WT: 150

B/T: L/R

Hometown: San Diego, VZ

Born: February 23, 1996 in San Diego, VZ

School: N/A

Obtained: Signed as a non-drafted free agent on August 10, 2012.

PERSONAL: Signed by Rolando Fernandez, Orlando Medina, Josher Suarez and Carlos Gomez.

Rodriguez, Wilfredo

Catcher

HT: 5-10

WT: 200

B/T: XX

Hometown: Carolina, PR

Born: January 25, 1994 in Carolina, PR

School: N/A

Obtained: Signed as a non-drafted free agent.

2012: In his first professional season, spent the entire year with Rookie Level Grand Junction...batted .348 (40-for-115) against right-handed pitching and went 29-for-77 (.377) with runners on base...PERSONAL: Signed by Rolando Fernandez.

Year	Team	AVG	G	AB	R	H	2B	3B	HR	RBI	SF	SAC	HBP	BB	IBB	SO	SB	CS	GIDP	OBP	SLG
2012	Grand Junction	.319	43	166	26	53	14	1	2	27	1	2	1	13	0	23	1	1	4	.370	.452
Minor League Totals		.319	43	166	26	53	14	1	2	27	1	2	1	13	0	23	1	1	4	.370	.452

Roliard, Kyle

Left-Handed Pitcher

HT: 6-5

WT: 205

B/T: L/L

Hometown: Spring, TX

Born: February 28, 1990 in Houston, TX

School: Louisiana Tech University

Obtained: Selected in the 13th round of the 2011 First-Year Player Draft.

2012: In his second professional season, made 19 appearances for Rookie Level Grand Junction...had a .146 ERA (12.1 ip, 2 er) in nine home games...2011: Made 21 appearances for Rookie Level Casper in his first professional season...held lefties to a .214 (9-for-42) average against...PERSONAL: Signed by Rockies scout Damon Iannelli.

Year	Team	W	L	ERA	G	GS	CG	SHO	GF	SV	IP	H	R	ER	HR	HB	BB	IBB	SO	WP	BK
2011	Casper	1	0	4.76	21	0	0	0	8	1	28.1	27	19	15	2	5	13	0	36	6	0
2012	Grand Junction	0	1	3.38	19	0	0	0	3	0	21.1	20	9	8	1	2	17	0	15	3	1
Minor League Totals		1	1	4.17	40	0	0	0	11	1	49.2	47	28	23	3	7	30	0	51	9	1

Roling, Kiel

Infielder

HT: 6-3

WT: 240

B/T: R/R

Hometown: Grand Junction, CO

Born: January 23, 1987 in Carlsbad, NM

School: Arizona State

Obtained: Selected in the sixth round of the 2008 First-Year Player Draft.

2012: Split time as Double-A Tulsa's first baseman and designated hitter...went 6-for-13 with 2 doubles, 2 home runs and 9 RBI in pinch-hit opportunities...2011: Spent the entire season at High-A Modesto where he played a career-high 105 games between first base and designated hitter...was named the California League Player of the Week, 5/23-29...had the third-most home runs among Nuts players and the fourth-most doubles...hit multiple home runs in two games on the season...2010: Played 93 games for Double-A Tulsa, his first appearance with the Drillers...made three separate appearances on the disabled list...2009: Spent his second professional season with Low-A Asheville as one of the club's regular first baseman and designated hitter...led the South Atlantic League with a .331 (114-for-344) batting average...also led the league with a .593 slugging percentage and a .994 OPS...his .401 on-base percentage was the second-best mark in the SAL...his 20 home runs were the second-most in the Rockies organization...hit .260 (20-for-77) vs. lefties and .352 (94-for-267) off righties...2008: Played in just 18 games for Casper in his first professional season but hit .344 (22-for-64) with 4 home runs on the season...saw most of his playing time at first base...11 of his 22 hits were extra base hits...hit 3 home runs in his final 4 games of the season...PERSONAL: Signed on July 8, 2008 by Rockies scout Mike Ericson.

Year	Team	AVG	G	AB	R	H	2B	3B	HR	RBI	SAC	SF	HBP	BB	IBB	SO	SB	CS	GIDP	OBP	SLG
2008	Casper	.344	18	64	10	22	7	0	4	17	0	0	0	8	0	11	0	0	2	.417	.641
2009	Asheville	.331	94	344	54	114	26	2	20	66	1	2	2	39	3	92	0	2	4	.401	.593
2010	Tulsa	.225	93	329	44	74	17	0	12	40	1	2	2	28	0	100	0	0	6	.288	.386
2011	Modesto	.252	105	412	74	104	24	2	16	58	1	3	6	41	1	118	3	3	6	.327	.437
2012	Tulsa	.261	84	268	38	70	15	0	13	48	2	0	0	21	0	77	1	1	6	.313	.463
Minor League Totals		.271	394	1417	220	384	89	4	65	229	9	3	10	137	4	398	4	6	24	.338	.477

Rosario, Jairo

Catcher

HT: 5-10

WT: 175

B/T: R/R

Hometown: Bonao, DR

Born: January 21, 1993 in Bonao, DR

School: N/A

Obtained: Signed as a non-drafted free agent on February 24, 2011.

2012: Caught 47 games for the DSL Rockies during his second professional season...2011: Played in 37 games behind

ROSARIO continued

the plate and as designated hitter for the DSL Rockies, his first professional season...**PERSONAL:** Signed by Rockies scouts Rolando Fernandez and Jhonathan Leyba.

Year	Team	AVG	G	AB	R	H	2B	3B	HR	RBI	SAC	SF	HBP	BB	IBB	SO	SB	CS	GIDP	OBP	SLG
2011	DSL Rockies	.236	37	127	15	30	5	0	0	16	0	2	2	9	0	22	4	2	2	.293	.276
2012	DSL Rockies	.241	47	158	18	38	5	1	1	11	0	2	1	12	0	20	6	3	2	.298	.304
Minor League Totals		.239	84	285	33	68	10	1	1	27	2	2	3	21	0	42	10	5	4	.296	.291

Rose, Chad

Right-Handed Pitcher

HT: 6-2

WT: 200

B/T: R/R

Hometown: Pembroke Pines, FL

Born: February 17, 1988 in Pembroke Pines, FL

School: Broward CC (FL)

Obtained: Selected in the 16th round of the 2008 First-Year Player Draft.

2012: Appeared in 54 games for High-A Modesto...led the team in appearances and ranked second in the California League...his 16 holds were also second-best in the CAL...**2011:** Made 37 appearances for Modesto, his third stop in the last three seasons...was on the disabled list from 5/5-6/9...his five wins were tied for the most among Nuts relievers...in the three months following his DL stint posted a 3.75 ERA (12.0 ip, 5 er) in July, 2.34 (15.1 ip, 4 er) in August and 0.00 (4.0 ip) in September...**2010:** Spent the season with Low-A Asheville...set career highs in every pitching category except saves...was used primarily in middle relief but did have four save opportunities...his 8 wins were tied for most on the club while his 48 appearances were the third-most on Asheville...had the most strikeouts and innings pitched of all Tourist relievers...**2009:** In his second professional season he served as the Casper Ghosts primary closer...he went 3-3 with 5 saves in 8 opportunities...his 23 appearances led the club, and his 11 games finished tied for the team lead...**2008:** Spent his first professional season with Casper as one of the clubs regular relievers...went 1-1, 5.87 (23.0 ip, 15 er) in 18 relief appearances for the Ghosts...struckout 2 batters or more in 11 of his 18 appearances...**PERSONAL:** Signed on June 8, 2008 by Rockies scout John Cedarburg.

Year	Team	W	L	ERA	G	GS	CG	SHO	GF	SV	IP	H	R	ER	HR	HB	BB	IBB	SO	WP	BK
2008	Casper	1	1	5.87	18	0	0	0	4	0	23.0	19	15	15	2	2	12	0	32	8	0
2009	Casper	3	3	4.61	23	0	0	0	11	5	27.1	28	18	14	1	3	13	0	37	9	0
2010	Asheville	8	6	3.63	48	0	0	0	19	1	86.2	83	39	35	8	8	31	0	94	15	0
2011	Modesto	5	1	4.86	37	0	0	0	9	0	53.2	56	32	29	4	4	16	0	47	9	0
2012	Modesto	4	7	4.26	54	0	0	0	12	0	74.0	60	45	35	6	2	44	2	80	12	0
Minor League Totals		21	18	4.35	180	0	0	0	55	6	264.2	246	149	128	21	19	116	2	290	53	0

Santana, Jhonriz

Right-Handed Pitcher

HT: 6-1

WT: 165

B/T: R/R

Hometown: Cotui, DR

Born: April 22, 1993 in Cotui, DR

School: N/A

Obtained: Signed as a non-drafted free agent on January 5, 2011.

2012: Allowed one earned run over 10.0 innings (10 games) during his second professional season with the DSL Rockies...**2011:** Made seven appearances out of the bullpen for the DSL Rockies in his first professional season...**PERSONAL:** Signed by Rockies scouts Rolando Fernandez and Jhonathan Leyba.

Year	Team	W	L	ERA	G	GS	CG	SHO	GF	SV	IP	H	R	ER	HR	HB	BB	IBB	SO	WP	BK
2011	DSL Rockies	0	0	8.53	7	0	0	0	2	0	6.1	7	8	6	0	0	9	0	4	3	0
2012	DSL Rockies	0	0	0.90	10	0	0	0	0	0	10.0	10	4	1	0	1	5	0	5	0	0
Minor League Totals		0	0	3.86	17	0	0	0	2	0	16.1	17	12	7	0	1	14	0	9	3	0

Schaeffer, Warren

Infielder

HT: 6-0

WT: 180

B/T: R/R

Hometown: Vandergrift, PA

Born: January 28, 1985 in Vandergrift, PA

School: Virginia Tech

Obtained: Selected in 38th round of the 2007 First-Year Player Draft.

2012: Played the entire season with Double-A Tulsa...64 of his 80 games played came at shortstop...**2011:** Started his fifth professional season with Tulsa...transferred to Triple-A Colorado Springs 7/6 where he played until being transferred back to Tulsa...moved back to Colorado Springs 7/27 where he would remain for the rest of the season...was placed on the disabled list from 8/27-9/5...**2010:** Began the season with Tulsa where he played 69 games for the Drillers...played shortstop in the beginning of the year before switching to third base in late July...transferred to Colorado Springs 9/1...**2009:** Spent the entire season with Modesto as a utility infielder...saw playing time at all four infield positions, with the majority of his time coming at shortstop...**2008:** Spent the entire season with Asheville as the club's utility infielder, as he saw playing time at all four infield positions...**2007:** Spent the majority of the season with rookie Level Casper, but did appear in one game with Tri-City...**PERSONAL:** Signed on June 11, 2007 by Rockies scout Jay Matthews.

Year	Team	AVG	G	AB	R	H	2B	3B	HR	RBI	SAC	SF	HBP	BB	IBB	SO	SB	CS	GIDP	OBP	SLG
2007	Tri-City	.000	1	4	0	0	0	0	0	0	0	0	0	0	0	0	0	0	1	.000	.000
	Casper	.187	44	134	19	25	4	0	0	13	2	0	5	10	0	23	3	1	4	.268	.216
2008	Asheville	.226	92	287	38	65	16	1	3	33	5	3	4	20	0	63	6	2	10	.283	.321
2009	Modesto	.218	70	165	21	36	5	1	2	20	3	3	3	8	0	38	3	1	4	.263	.297
2010	Tulsa	.238	69	240	29	57	11	0	1	24	5	1	6	12	0	57	0	1	14	.290	.296
	Colo. Springs	.252	33	103	16	26	5	2	2	19	5	0	3	5	0	19	0	1	4	.306	.398
2011	Tulsa	.139	43	108	8	15	5	0	0	10	4	0	2	12	0	30	1	0	4	.238	.185
	Colo. Springs	.277	26	65	9	18	5	1	0	3	0	0	0	2	0	13	0	0	1	.299	.385
2012	Tulsa	.189	80	228	21	43	7	0	1	15	1	3	9	10	0	55	2	0	11	.250	.232
Minor League Totals		.214	458	1334	161	285	58	5	9	137	8	27	32	79	0	298	15	6	53	.273	.285

Schnaitmann, Nicholas

Right-Handed Pitcher

HT: 6-6

WT: 190

B/T: R/R

Hometown: Vacaville, CA

Born: November 16, 1989 in Fairfield, CA

School: Cosumnes River College (CA)

Obtained: Selected in the 22nd round of the 2008 First-Year Player Draft.



SCHNAITMANN continued

2012: Played the entire season at High-A Modesto, his first as a bullpen reliever...his 52 appearances were the third-most for the Nuts and his 85.0 innings were the fifth-most...**2011:** Began the season at High-A Modesto and was transferred to Asheville in the middle of July...his 11 losses were tie for most among Nuts...after moving to Asheville, posted a 6-2 record, the second-most wins among Tourists...**2010:** Spent his third season with Low-A Asheville...led the Tourists in starts, wins and innings...was better the second half of the year as he went 3-5, 4.74 (68.1 ip, 36 er) in 13 starts after the All-Star game **2009:** In his second professional season he did not pitch until 8/22...**2008:** After signing in August made just 2 appearances, both scoreless, for Casper in his initial professional season...**PERSONAL:** Signed on August 10, 2008 by Rockies scout Gary Wilson.

Year	Team	W	L	ERA	G	GS	CG	SHO	GF	SV	IP	H	R	ER	HR	HB	BB	IBB	SO	WP	BK
2008	Casper	0	0	0.00	2	0	0	0	1	0	2.0	3	0	0	0	0	1	0	2	0	0
2009	Casper	1	2	3.91	5	4	0	0	0	0	23.0	28	14	10	2	4	5	0	15	0	0
2010	Asheville	8	10	5.32	25	24	0	0	0	0	132.0	163	90	78	12	11	38	0	59	5	0
2011	Modesto	3	11	10.16	16	14	0	0	1	0	67.1	98	82	76	17	3	45	0	44	11	1
	Asheville	6	2	2.70	9	9	1	0	0	0	60.0	56	22	18	4	3	15	1	32	3	0
2012	Modesto	5	4	3.92	52	0	0	0	15	1	85.0	87	42	37	5	3	39	0	65	10	0
Minor League Totals		23	29	5.34	109	51	1	0	17	1	369.1	435	250	219	40	24	143	1	217	29	1

Seise, Anthony

Left-Handed Pitcher

HT: 6-1

WT: 188

B/T: R/L

Hometown: Winter Garden, FL

Born: February 23, 1993 in Winter Garden, FL

School: West Orange HS (FL)

Obtained: Selected in the 20th round of the 2012 First-Year Player Draft.

2012: Made nine appearances in his first professional season for Rookie Level Grand Junction...**PERSONAL:** Signed by Rockies scout Damon Iannelli.

Year	Team	W	L	ERA	G	GS	CG	SHO	GF	SV	IP	H	R	ER	HR	HB	BB	IBB	SO	WP	BK
2012	Grand Junction	0	0	14.46	9	0	0	0	2	0	9.1	11	16	15	3	4	19	0	5	7	1
Minor League Totals		0	0	14.46	9	0	0	0	2	0	9.1	11	16	15	3	4	19	0	5	7	1

Senzatela, Antonio

Right-Handed Pitcher

HT: 6-1

WT: 180

B/T: R/R

Hometown: Valencia, VZ

Born: January 1, 1995 in Valencia, VZ

School: N/A

Obtained: Signed as a non-drafted free agent on July 8, 2011.

2012: Made 12 starts and one relief appearance for the DSL Rockies...his 0.72 ERA led the DSL...**PERSONAL:** Signed by Rockies scouts Rolando Fernandez, Orlando Medina and Carlos Gomez.

Year	Team	W	L	ERA	G	GS	CG	SHO	GF	SV	IP	H	R	ER	HR	HB	BB	IBB	SO	WP	BK
2012	DSL Rockies	5	2	0.72	13	12	0	0	0	0	62.2	40	10	5	0	1	14	0	35	3	0
Minor League Totals		5	2	0.72	13	12	0	0	0	0	62.2	40	10	5	0	1	14	0	35	3	0

Sexton, Timothy

Right-Handed Pitcher

HT: 6-6

WT: 185

B/T: R/R

Hometown: Baltimore, MD

Born: June 10, 1987 in Baltimore, MD

School: Miami-Dade CC (FL)

Obtained: Signed as a minor league free agent on December 12, 2012.

2012: Began the season in the Royals organization at Double-A Northwest Arkansas...majority of the season was spent at Double-A Tulsa with one appearance coming for the Triple-A Colorado Springs near the end of the season...went a combined 4-1 with a 4.89 ERA (35.0 ip, 19 er) in 24 reliefe appearances...**2011:** Made 28 starts and one relief appearance between Triple-A Albuquerque (LAD) and Low-A Great Lakes...**2010:** Posted a 3.80 ERA (85.1 ip, 36 er) in 21 games (10 starts) with Chattanooga before the All-Star break...**2009:** In his second season with Single-A Inland Empire, tied for the club lead with eight wins and 22 starts and ranked third on the team with 100 strikeouts...tossed 157.0 innings, tops in the Dodger chain and second in the California League...selected to the CL mid-season All-Star Team, posting a 3.21 ERA (75.2 ip, 27 er) in 13 games (10 starts) before the All-Star break...won the July Dodger Pride Award for Inland Empire, going 4-1 with a 3.47 ERA (36.1 ip, 14 er) in six July starts...threw 7.0 or more innings in seven of his outings...**2008:** Was named California League Pitcher of the Week for the week of April 14-20, when he went 2-0 with a 0.75 ERA (12.0 ip, 1 er)...**2007:** Rated as the 24th-best prospect in the Dodger organization and as having the fifth-best pro debut among all Junior College players from the 2007 draft by *Baseball America*...**PERSONAL:** Originally drafted by the LA Dodgers in the 25th round of the 2007 MLB June Amateur Draft.

Year	Team	W	L	ERA	G	GS	CG	SHO	GF	SV	IP	H	R	ER	HR	HB	BB	IBB	SO	WP	BK
2007	Great Lakes	3	1	3.57	5	0	0	0	0	0	22.2	24	11	9	2	1	5	1	25	0	0
2008	Inland Empire	5	12	6.04	28	26	0	0	0	0	141.2	184	105	95	17	7	36	0	92	4	0
2009	Inland Empire	8	14	3.96	27	22	0	0	3	0	157.0	178	92	69	17	3	34	3	100	8	0
2010	Chattanooga	3	12	5.06	25	14	1	0	1	0	101.1	128	67	57	8	3	33	1	79	5	0
	Inland Empire	0	1	7.07	5	3	0	0	2	0	28.0	33	24	22	6	4	8	0	31	7	0
2011	Albuquerque	3	6	6.86	15	14	0	0	0	0	78.2	121	66	60	13	2	24	1	40	0	0
	Great Lakes	3	6	4.18	14	14	1	0	0	0	84.0	86	47	39	7	3	20	1	74	9	0
2012	NW Arkansas	1	0	2.84	4	0	0	0	2	0	6.1	8	3	2	0	0	2	0	5	0	0
	Colo. Springs	0	0	6.00	1	0	0	0	0	0	3.0	4	2	2	0	0	1	0	1	0	0
	Tulsa	3	1	5.26	19	0	0	0	3	0	25.2	25	16	15	3	0	5	0	28	1	0
Minor League Totals		29	53	5.14	143	93	2	0	11	0	648.1	791	433	370	73	23	168	7	475	34	0

Shepherd, Jaron

Outfielder

HT: 6-1

WT: 180

B/T: L/R

Hometown: Kilgore, TX

Born: October 30, 1988 in Indianapolis, IN

School: Mississippi State

Obtained: Selected in the 33rd round of the 2011 First-Year Player Draft.

SHEPHERD continued

2012: Made one appearance at Short Season Tri-City...**2011:** Played all three outfield positions in his first season of professional ball with Tri-City...**PERSONAL:** Signed by Rockies scout Damon Iannelli.

Year	Team	AVG	G	AB	R	H	2B	3B	HR	RBI	SAC	SF	HBP	BB	IBB	SO	SB	CS	GIDP	OBP	SLG
2011	Tri-City	.272	30	92	15	25	5	1	0	4	3	0	1	14	0	22	1	2	2	.374	.348
2012	Tri-City	--	1	0	0	0	0	0	0	0	0	0	1	0	0	0	0	0	1.000	--	
Minor League Totals		0.272	31	92	15	25	5	1	0	4	0	3	2	14	0	22	1	2	2	0.380	.348

Simon, Jared

Outfielder

HT: 6-1

WT: 210

B/T: R/R

Hometown: Seffner, FL

Born: March 9, 1981 in Tampa, FL

School: University of Tampa

Obtained: Selected in the sixth round of the 2010 First-Year Player Draft.

2012: Played in 114 games for Low-A Asheville, 104 as the right fielder...**2011:** Spent the entire season as the right fielder for Short Season Tri-City where he tied second on the team in home runs and was second in games played...was named Northwest League Player of the Week, 7/25, after collecting four multi-hit games and two multi-RBI games in the week...went 5-for-6 with two home runs and six RBI 8/10...**2010:** Was a regular outfielder for Tri-City, playing mostly left field...hit nearly the same in each of the first three months of the season: June-.238; July-.235; August-.230...**PERSONAL:** Signed on June 11, 2010 by Rockies scout John Cedarburg.

Year	Team	AVG	G	AB	R	H	2B	3B	HR	RBI	SAC	SF	HBP	BB	IBB	SO	SB	CS	GIDP	OBP	SLG
2010	Tri-City	.226	62	234	16	53	6	3	1	19	1	0	8	18	2	68	6	2	3	.304	.291
2011	Tri-City	.243	65	239	32	58	11	1	5	34	0	1	5	30	0	77	3	3	2	.338	.360
2012	Asheville	.266	114	413	70	110	23	1	14	58	3	1	15	34	0	113	5	3	11	.342	.429
Minor League Totals		.249	241	886	118	221	40	5	20	111	4	2	28	82	2	258	14	8	16	.331	.374

Sitton, Kraig

Left-Handed Pitcher

HT: 6-5

WT: 195

B/T: L/L

Hometown: Carlton, OR

Born: July 13, 1988 in McMinnville, OR

School: Oregon State University

Obtained: Selected in the seventh round of the 2010 First-Year Player Draft.

2012: Made 41 relief appearances for High-A Modesto...allowed one ER in 10 May appearances (18.0 ip, 15 h)...**2011:** Spent the entire season with Low-A Asheville where he tied for the team lead with seven wins...finished the season second in the South Atlantic League in holds (11) and was third in the SAL in games played behind teammates Juan Perez (55) and Bruce Kern (54)...**2010:** In his first pro season worked out of the bullpen for Tri-City where he was used as a late-inning reliever...went 1-for-1 in his save opportunities...**PERSONAL:** Signed on June 28, 2010 by Rockies scout Jesse Retzlaff.

Year	Team	W	L	ERA	G	GS	CG	SHO	GF	SV	IP	H	R	ER	HR	HB	BB	IBB	SO	WP	BK
2010	Tri-City	1	0	2.86	20	0	0	0	7	1	28.1	21	9	9	1	1	10	0	35	7	0
2011	Asheville	7	1	4.59	53	0	0	0	13	0	68.2	82	45	35	11	1	15	0	53	6	0
2012	Modesto	1	2	3.08	41	0	0	0	17	0	49.2	62	26	17	4	1	17	0	22	4	0
Minor League Totals		9	3	3.74	114	0	0	0	37	1	146.2	165	80	61	16	3	42	0	110	17	0

Skelton, James

Catcher

HT: 5-11

WT: 175

B/T: L/R

Hometown: Arroyo Grande, CA

Born: December 5, 1988 in Arroyo Grande, CA

School: Texas A&M-Corpus Christi

Obtained: Signed as minor league free agent on January 19, 2013.

PERSONAL: Originally selected by Detroit in the 14th round of the 2004 Draft.

Year	Team	AVG	G	AB	R	H	2B	3B	HR	RBI	SF	SAC	HBP	BB	IBB	SO	SB	CS	GIDP	OBP	SLG
2004	GCL Tigers	.140	23	43	3	6	1	0	0	2	0	1	0	7	0	11	0	0	1	.260	.163
2005	Lakeland	.000	1	1	0	0	0	0	0	0	0	0	0	0	0	1	0	0	0	.000	.000
	GCL Tigers	.182	17	33	6	6	1	0	0	1	0	1	0	13	0	9	0	0	0	.413	.212
2006	Oneonta	.300	42	130	20	39	8	1	1	22	1	0	2	21	1	29	1	1	3	.403	.400
2007	West Michigan	.309	101	353	60	109	24	2	7	52	3	4	2	55	0	53	18	5	7	.402	.448
2008	Lakeland	.307	63	212	43	65	8	2	3	23	1	4	1	64	3	50	14	5	4	.468	.406
	Erie	.294	24	85	22	25	2	0	2	11	1	0	1	19	0	23	1	1	1	.425	.388
2009	Mobile	.182	68	214	34	39	8	2	0	16	1	6	0	52	0	40	9	3	5	.341	.238
	Visalia	.236	51	178	28	42	8	0	4	26	3	6	2	34	1	51	5	2	2	.359	.348
2010	Altoona	.250	4	4	1	1	0	0	0	0	0	0	0	0	0	2	0	0	0	.250	.250
	Bradenton	.280	69	207	27	58	14	0	3	35	3	4	2	44	0	45	7	1	2	.406	.391
2011	Carolina	.236	49	127	14	30	9	1	2	16	3	2	0	30	1	29	5	2	1	.375	.370
	Louisville	.000	5	9	0	0	0	0	0	1	1	0	0	2	0	2	0	0	0	.167	.000
2012	Potomac	.333	4	9	2	3	0	0	0	3	0	0	0	4	0	3	0	0	0	.538	.333
	Harrisburg	.292	24	48	4	14	2	0	0	5	2	1	2	14	0	9	0	0	1	.455	.333
	Syracuse	.280	17	50	9	14	4	0	0	7	0	0	1	10	0	10	1	0	0	.410	.360
Minor League Totals		.265	562	1703	273	451	89	8	22	220	19	29	13	369	6	367	61	20	27	.396	.365

Slaats, Joshua

Right-Handed Pitcher

HT: 6-5

WT: 225

B/T: R/R

Hometown: San Ramon, CA

Born: December 22, 1988 in Oakland, CA

School: University of Hawaii

Obtained: Selected in the fifth round of the 2010 First-Year Player Draft.

2012: Split his third professional season between High-A Modesto and Short Season Tri-City making 20 combined appearances including 15 starts...**2011:** Made the move to Low-A Asheville in his second professional season...was named the South Atlantic League Pitcher of the Week, 7/18-24...led all Asheville pitchers in starts and innings pitched, was tied for first in wins and was second in strikeouts...also had the second-fewest losses among starting pitchers at Asheville...**2010:** Pitched as a member of the Tri-City in his first pro season...started in the bullpen for three long-relief apps, allowing just one hit and no runs over 10.1 ip...moved to the starting rotation and made five straight starts...**PERSONAL:** Signed on July 12, 2010 by Rockies

SLAATS continued

scout Mike Hattabaugh.

Year	Team	W	L	ERA	G	GS	CG	SHO	GF	SV	IP	H	R	ER	HR	HB	BB	IBB	SO	WP	BK
2010	Tri-City	1	3	1.95	8	5	0	0	2	0	32.1	20	10	7	2	6	10	0	42	3	0
2011	Asheville	7	3	4.18	22	22	0	0	0	0	125.0	135	65	58	12	6	51	0	103	6	1
2012	Modesto	1	2	7.91	8	8	0	0	0	0	33.0	45	30	29	4	4	25	0	32	8	1
	Tri-City	0	3	4.30	12	7	0	0	2	0	37.2	34	22	18	1	8	23	0	31	5	0
Minor League Totals		9	11	4.42	50	42	0	0	4	0	228.0	234	127	112	19	24	109	0	208	22	2

Smalling, Timothy

Infielder

HT: 6-3

WT: 210

B/T: R/R

Hometown: Raleigh, NC

Born: October 14, 1987 in Pompton Plains, NJ

School: Virginia Tech

Obtained: Selected in the 15th round of the 2011 First-Year Player Draft.

2012: Appeared in 68 games for High-A Modesto, 43 at second base and 22 as their shortstop...2011: Made his professional debut with Short Season Tri-City where he played shortstop to begin the season but played more time at second base after switching positions in early July...led the Northwest League in triples, third in doubles and tied for third in extra-base hits...PERSONAL: Signed by Rockies scout Jay Matthews.

Year	Team	AVG	G	AB	R	H	2B	3B	HR	RBI	SAC	SF	HBP	BB	IBB	SO	SB	CS	GIDP	OBP	SLG
2011	Tri-City	.294	57	238	42	70	19	7	1	21	6	1	3	11	0	49	4	3	7	.332	.445
2012	Modesto	.274	68	259	38	71	14	4	2	33	3	4	1	28	1	53	5	1	3	.344	.382
Minor League Totals		.284	125	497	80	141	33	11	3	54	4	10	4	39	1	102	9	4	10	.338	.412

Solbach, Michael

Right-Handed Pitcher

HT: 6-3

WT: 185

B/T: R/R

Hometown: Aldie, VA

Born: July 31, 1985 in Lynchburg, VA

School: Liberty University (VA)

Obtained: Selected in the fifth round of the 2010 First-Year Player Draft.

2012: Split time between High-A Modesto and Double-A Tulsa making 17 relief appearances not allowing a run (16.0 ip)...picked up 3 saves and finished 10 games...2011: Started four games and relieved in 24 games for Tampa...2010: Appeared in 30 games, with half (15) coming as starts...as a starter went 3-5 with a 4.08 ERA (68.1 ip, 31 er)...named South Atlantic League Pitcher of the Week ending on 8/23...2009: Went 2-3 with a 3.92 ERA in 24 games (two starts) with short-season Single-A Staten Island...allowed just 1ER in each of his two starts...earned his first save in his only chance of the season on 7/18 vs. State College, tossing 1.0 scoreless innings...2008: Made his professional debut, combining for a 1.29 ERA in five appearances (one start) with the GCL Yankees and Single-A Tampa...opened the season on the disabled list with a right elbow strain...made four scoreless relief rehab appearances at the GCL Yankees before being activated and assigned to Tampa on 8/29...made one start with Tampa, allowing 1ER in 2.0IP...PERSONAL: Played baseball for three years at Liberty University, going 22-10 with a 4.03 ERA...tied for fifth-most career wins in school history...originally selected by the Arizona Diamondbacks in the 19th round of the 2007 First-Year Player Draft but his contract was voided...was also selected by the Diamondbacks in the 48th round of the 2006 First-Year Player Draft.

Year	Team	W	L	ERA	G	GS	CG	SHO	GF	SV	IP	H	R	ER	HR	HB	BB	IBB	SO	WP	BK
2008	GCL Yankees	0	0	0.00	4	0	0	0	1	0	5.0	5	0	0	0	0	2	0	6	1	0
	Tampa	0	0	4.50	1	1	0	0	0	0	2.0	1	1	1	0	0	0	0	0	0	0
2009	Staten Island	2	3	3.92	24	2	0	0	7	1	39.0	40	27	17	2	4	22	0	34	6	2
2010	Charleston	4	6	3.90	30	15	0	0	0	0	99.1	109	47	43	4	5	23	0	95	11	0
2011	Tampa	6	4	3.12	28	4	0	0	8	1	69.1	69	28	24	1	3	23	4	56	7	0
2012	Modesto	0	0	0.00	7	0	0	0	2	1	7.2	4	0	0	0	0	2	0	9	3	0
	Tulsa	0	0	0.00	10	0	0	0	8	2	8.1	2	0	0	0	0	3	0	9	0	0
Minor League Totals		12	13	3.32	104	22	0	0	26	5	230.2	230	103	85	7	12	75	4	209	28	2

Soriano, Wilson

Infielder

HT: 5-9

WT: 140

B/T: R/R

Hometown: Boca Chica, DR

Born: December 31, 1991 in Boca Chica, DR

School: N/A

Obtained: Signed as a minor league free agent on July 2, 2008.

2012: Spent his fourth season with the DSL Rockies playing in a career-high 66 games...2011: Spent his third season with the DSL Rockies where he collected career highs in nearly every offensive category, including doubling his stolen bases from a year ago, from 9 to 18...his 18 steals were second on the club...played catcher, second base, third base, shortstop and centerfield, seeing the most time in center field for the Rockies...2010: Spent his second season with the DSL Rockies...played mainly third base but also saw time at second, left field and center field...2009: In his first professional season he hit .200 (27-for-135) with 16 RBI in 52 games with the DSL Rockies...split his time between second base, third base and shortstop, with the majority of his time coming at second base...PERSONAL: Signed by Rockies scouts Rolando Fernandez and Jhonathan Leyba.

Year	Team	AVG	G	AB	R	H	2B	3B	HR	RBI	SAC	SF	HBP	BB	IBB	SO	SB	CS	GIDP	OBP	SLG
2009	DSL Rockies	.200	52	135	22	27	7	0	0	16	8	3	4	15	0	11	5	5	4	.293	.252
2010	DSL Rockies	.213	43	89	14	19	0	1	0	3	4	0	0	16	0	4	9	6	5	.333	.236
2011	DSL Rockies	.258	59	178	32	46	7	1	0	18	12	0	0	17	0	9	18	8	3	.323	.309
2012	DSL Rockies	.354	66	229	39	81	14	4	0	24	1	21	6	21	1	13	27	14	5	.420	.450
Minor League Totals		.274	220	631	107	173	28	6	0	61	4	45	10	69	1	37	59	33	17	.353	.338

Sosa, Francisco

Outfielder

HT: 6-4

WT: 180

B/T: R/R

Hometown: San Pedro de Macoris, DR

Born: February 27, 1990 in San Pedro de Macoris, DR

School: N/A

Obtained: Signed as a non-drafted free agent on August 25, 2007.

2012: Played in 68 games for Short Season Tri-City...2011: Spent the entire season as a left fielder for Rookie Level Casper...2010: Began the season as the designated hitter for Casper before being transferred to the DSL Rockies where

SOSA continued

he finished the season as the everyday center fielder...**2009:** Spent the entire season with the DSL Rockies...saw time at all three outfield positions...finished second on the club in RBI (29), total bases (74) and stolen bases (16)...**2008:** Spent his first season with the DSL Rockies in the outfield...**PERSONAL:** Signed by Rockies scouts Rolando Fernandez and Frank Roa.

Year	Team	AVG	G	AB	R	H	2B	3B	HR	RBI	SAC	SF	HBP	BB	IBB	SO	SB	CS	GIDP	OBP	SLG
2008	DSL Rockies	.203	57	182	18	37	6	1	3	13	2	1	7	15	0	55	10	9	1	.288	.297
2009	DSL Rockies	.291	57	199	23	58	8	1	2	29	1	2	8	22	0	54	16	6	4	.381	.372
2010	Casper	.176	5	17	3	3	0	0	0	1	1	0	0	1	0	5	0	1	0	.222	.176
	DSL Rockies	.148	23	61	8	9	3	0	0	1	1	0	3	9	0	21	4	5	0	.288	.197
2011	Casper	.254	50	185	21	47	10	3	6	28	2	1	1	13	0	57	7	4	1	.305	.438
2012	Tri-City	.275	68	251	35	69	14	2	4	36	2	5	8	24	0	57	21	2	3	.354	.394
Minor League Totals		.249	260	895	108	223	41	7	15	108	6	12	27	84	0	249	58	27	9	.330	.361

Stolz, Jason

Infielder

HT: 6-2

WT: 200

B/T: R/R

Hometown: Marietta, GA

Born: March 21, 1990 in Marietta, GA

School: Clemson University

Obtained: Selected in the 17th round of the 2012 First-Year Player Draft.

2012: In his first professional season, made 34 starts at shortstop and 20 starts at second base for Rookie Level Grand Junction...**PERSONAL:** Signed by Rockies scout Jay Matthews.

Year	Team	AVG	G	AB	R	H	2B	3B	HR	RBI	SAC	SF	HBP	BB	IBB	SO	SB	CS	GIDP	OBP	SLG
2012	Grand Junction	.260	54	204	33	53	13	2	2	24	0	0	4	14	0	46	5	4	6	.320	.373
Minor League Totals		.260	54	204	33	53	13	2	2	24	0	0	4	14	0	46	5	4	6	.320	.373

Story, Trevor

Infielder

HT: 6-1

WT: 175

B/T: R/R

Hometown: Irving, TX

Born: November 15, 1992 in Irving, TX

School: Irving HS (TX)

Obtained: Selected in the supplemental round (45th overall) of the 2011 First-Year Player Draft.

2012: Was Low-A Asheville's primary shortstop starting 84 games for the Tourists...played 21 games at third base...led the Colorado system in doubles (43) and runs scored (96) and finished fifth in the South Atlantic League with 18 home runs...Named to the SAL Postseason All-Star team and a MiLB.com Organization All-Star...*Baseball America* ranked him as the 3rd-best Rockies prospect...**2011:** In his first professional season, made his debut with Rookie Level Casper where he was named the Pioneer League Player of the Week 8/15-22...played 30 games at shortstop and 15 at third base...was named the Pioneer League's top prospect following the season by *Baseball America*...**PERSONAL:** Signed by Rockies scout Dar Cox...was ranked the 40th-best prospect in the 2011 Draft by *Baseball America*, he was also ranked by *Baseball America* as the second-best position player in the state of Texas and the fourth-best shortstop available in the entire Draft...hit .484 (44-for-91) with 10 doubles, 3 triples, 8 home runs, 38 runs scored and 29 RBI for the Irving igers in 2011...his .484 batting average ranked sixth among Dallas Area 5A players in 2011.

Year	Team	AVG	G	AB	R	H	2B	3B	HR	RBI	SAC	SF	HBP	BB	IBB	SO	SB	CS	GIDP	OBP	SLG
2011	Casper	.268	47	179	37	48	8	2	6	28	1	2	2	26	0	41	13	1	2	.364	.436
2012	Asheville	.277	122	477	96	132	43	6	18	63	2	0	9	60	0	121	15	3	3	.367	.505
Minor League Totals		.274	169	656	133	180	51	8	24	91	4	1	11	86	0	162	28	4	5	.366	.486

Stuart, Shawn

Right-Handed Pitcher

HT: 6-2

WT: 195

B/T: R/R

Hometown: Turlock, CA

Born: December 26, 1988 in Turlock, CA

School: Long Beach State University

Obtained: Selected in the 31st round of the 2012 First-Year Player Draft.

2012: Made 18 relief appearances and two starts in his first professional season with Rookie Level Grand Junction...**PERSONAL:** Signed by Matt Hattabaugh.

Year	Team	W	L	ERA	G	GS	CG	SHO	GF	SV	IP	H	R	ER	HR	HB	BB	IBB	SO	WP	BK
2012	Grand Junction	5	2	3.07	20	2	0	0	2	0	41.0	38	18	14	6	6	11	0	45	4	0
Minor League Totals		5	2	3.07	20	2	0	0	2	0	41.0	38	18	14	6	6	11	0	45	4	0

Suero, Daniel

Left-Handed Pitcher

HT: 6-0

WT: 170

B/T: L/L

Hometown: San Francisco De Macoris, DR

Born: September 9, 1994 in San Francisco De Macoris, DR

School: N/A

Obtained: Signed as a non-drafted free agent on August 1, 2012.

PERSONAL: Signed by Rockies scouts Rolando Fernandez, Jhonathan Leyba and Frank Roa.

Swanner, William

Catcher

HT: 6-2

WT: 185

B/T: R/R

Hometown: Cardiff, CA

Born: August 10, 1991 in La Jolla, CA

School: La Costa Canyon HS (CA)

Obtained: Selected in the 15th round of the 2010 First-Year Player Draft.

2012: Was Low-A Asheville's primary catcher, starting in 74 games behind the dish...named a South Atlantic League Mid-Season All-Star after going 49-for-147 (.333) with 18 doubles, one triple, seven home runs and 31 RBI in the first half...named a MiLB.com Organization All-Star and *Baseball America*'s rated him as the 21st-best prospect in the organization...**2011:** Spent the entire season in Casper where he was named the ninth-best prospect in the Pioneer League by *Baseball America*...was named the PIO Player of the Week, 7/4-10 and a PIO Postseason All-Star...had multiple home runs in two games on the season, including slugging three homers 7/4...following the season was named A Rookie All-Star by *Baseball America*...**2010:** Spent his first professional season with Rookie Level Casper...rated as the Rockies 16th-best

SWANNER continued

prospect prior to the 2011 season by *Baseball America*...**PERSONAL**: Signed on August 12, 2010 by Rockies scout Jon Lukens.

Year	Team	AVG	G	AB	R	H	2B	3B	HR	RBI	SAC	SF	HBP	BB	IBB	SO	SB	CS	GIDP	OBP	SLG
2010	Casper	.303	18	76	14	23	4	0	7	13	0	0	2	0	0	33	0	1	0	.321	.632
2011	Casper	.264	43	159	33	42	14	1	10	24	0	0	3	20	1	60	1	2	6	.357	.553
2012	Asheville	.302	88	325	60	98	24	1	16	61	1	1	7	38	0	101	3	2	7	.385	.529
Minor League Totals		.291	149	560	107	163	42	2	33	98	1	1	12	58	1	194	4	5	13	.369	.550

Tago, Peter

Right-Handed Pitcher

HT: 6-3

WT: 180

B/T: R/R

Hometown: Laguna Niguel, CA

Born: July 5, 1992 in Harbor City, CA

School: Dan Hills HS (CA)

Obtained: Selected in the supplemental first round (47th overall) in the 2010 First-Year Player Draft.

2012: Made 14 starts for Short Season Tri-City in his second professional season...Rated the 29th-best prospect among the organization by *Baseball America*...**2011**: In his first professional action made 19 starts for Low-A Asheville...tied for the second-most starts among Tourists and had the third-most innings...**2010**: Did not play after being drafted...rated the fifth-best prospect in the Rockies system prior to the 2011 season by *Baseball America*...**PERSONAL**: Signed on August 16, 2010 by Rockies scout Jon Lukens.

Year	Team	W	L	ERA	G	GS	CG	SHO	GF	SV	IP	H	R	ER	HR	HB	BB	IBB	SO	WP	BK
2011	Asheville	3	5	7.07	19	19	0	0	0	0	90.1	88	74	71	10	11	72	0	58	16	1
2012	Tri-City	2	7	5.47	14	14	0	0	0	0	72.1	68	48	44	4	10	39	0	37	11	0
Minor League Totals		5	12	6.36	33	33	0	0	0	0	162.2	156	122	115	14	21	111	0	95	27	1

Tanos, Brett

Infielder

HT: 6-0

WT: 180

B/T: R/R

Hometown: Cypress, CA

Born: October 6, 1988 in Los Alamitos, CA

School: Santa Ana College (CA)

Obtained: Selected in the 10th round of the 2010 First-Year Player Draft.

2012: In his third professional season, made his third stop spending the entire year with High-A Modesto and splitting time at second base (75G) and third (29G)...**2011**: Spent his second season with Low-A Asheville where he led the Tourists in walks...finished fourth in the South Atlantic League in on-base percentage and was named a SAL mid-season All-Star...played third base for the first part of the season and moved to second base in late July...**2010**: Spent his first professional season with Casper, where he played the most games at third base and the second-most games in the infield...was named honorable mention to the Pioneer League All-Star team...**PERSONAL**: Signed on June 12, 2010 by Rockies scout Jon Lukens.

Year	Team	AVG	G	AB	R	H	2B	3B	HR	RBI	SAC	SF	HBP	BB	IBB	SO	SB	CS	GIDP	OBP	SLG
2010	Casper	.270	65	241	40	65	20	2	1	29	2	2	5	31	0	59	5	4	7	.362	.382
2011	Asheville	.285	111	400	76	114	28	3	10	44	4	2	8	71	0	85	5	4	9	.401	.445
2012	Modesto	.275	111	403	75	111	22	5	6	51	5	4	5	78	0	81	10	6	5	.395	.400
Minor League Totals		.278	287	1044	191	290	70	10	17	124	9	10	18	180	0	225	20	14	21	.390	.413

Tapia, Raimel

Outfielder

HT: 6-2

WT: 160

B/T: L/L

Hometown: San Pedro de Macoris, DR

Born: February 4, 1994 in San Pedro de Macoris, DR

School: N/A

Obtained: Signed as a non-drafted free agent on November 29, 2010.

2012: Played his second professional season with the DSL Rockies...had the third-highest average on the team...**2011**: In his first professional season saw time primarily in center field but also in left and right field...led the DSL Rockies in at-bats and RBI and was second in games...**PERSONAL**: Signed by Rockies scouts Rolando Fernandez, Jhonathan Leyba and Hector Roa.

Year	Team	AVG	G	AB	R	H	2B	3B	HR	RBI	SAC	SF	HBP	BB	IBB	SO	SB	CS	GIDP	OBP	SLG
2011	DSL Rockies	.262	67	248	29	65	6	3	1	35	5	1	2	26	1	41	15	8	4	.336	.323
2012	DSL Rockies	.316	63	237	31	75	9	1	0	35	4	3	8	20	0	35	13	11	2	.383	.363
Minor League Totals		.289	130	485	60	140	15	4	1	70	9	4	10	46	1	76	28	19	6	.359	.342

Tarleton, Dallas (William)

Catcher

HT: 5-11

WT: 200

B/T: L/R

Hometown: Indian Trail, NC

Born: September 5, 1987 in Charlotte, NC

School: Elon University (NC)

Obtained: Selected in the 20th round of the 2009 First-Year Player Draft.

2012: Played majority of the season at High-A Modesto but saw action in nine games for Triple-A Colorado Springs...started a combined 51 games behind the plate...**2011**: Spent the entire season at Modesto as the one of the clubs catchers...set career highs in average and triples...was on the disabled list from 6/26-8/30...**2010**: Was the primary catcher, appearing in 72 games behind the plate, for Low-A Asheville...**2009**: Played his first season with Tri-City as one of the club's catchers...**PERSONAL**: Signed on June 12, 2009 by Rockies scout Jay Matthews...transferred to Elon for the 2008 season after two years at Lenoir-Rhyne.

Year	Team	AVG	G	AB	R	H	2B	3B	HR	RBI	SAC	SF	HBP	BB	IBB	SO	SB	CS	GIDP	OBP	SLG
2009	Tri-City	.193	32	109	10	21	4	0	0	9	2	1	0	18	1	19	4	2	1	.305	.229
2010	Asheville	.251	72	235	35	59	14	0	3	29	1	3	3	44	0	91	2	4	1	.372	.349
2011	Modesto	.268	56	164	23	44	5	2	0	21	1	0	2	30	0	44	2	2	2	.388	.323
2012	Colo. Springs	.300	9	30	5	9	1	0	0	7	0	0	0	2	0	10	0	0	3	.344	.333
	Modesto	.279	58	222	32	62	13	3	6	29	4	2	2	24	1	58	0	0	4	.349	.446
Minor League Totals		.257	227	760	105	195	37	5	9	95	8	6	7	118	2	222	8	8	11	.358	.354

Thomas, Dillon

Outfielder

HT: 6-1 **WT:** 195 **B/T:** L/L **Hometown:** Houston, TX
Born: December 12, 1992 in Houston, TX **School:** Westbury Christian School (TX)
Obtained: Selected in the fourth round of the 2011 First-Year Player Draft.
2012: Played in 24 games during his second pro season, all with Short Season Tri-City...**2011:** In his first professional season played in 15 games for Rookie Level Casper between left field and right field...**PERSONAL:** Signed by Rockies scout Jeff Edwards...hit .464 (45-for-117) with 8 home runs, 35 RBI, 40 runs scored and a .876 slugging percentage as a senior...batted .494 in his junior season and added 12 home runs and 39 RBI while being selected to the TAPPS All-Star team and the All-Houston team...was rated as the 91st-best prospect in the state of Texas prior to the 2011 Draft by *Baseball America*.

Year	Team	AVG	G	AB	R	H	2B	3B	HR	RBI	SAC	SF	HBP	BB	IBB	SO	SB	CS	GIDP	OBP	SLG
2011	Casper	.328	15	58	12	19	2	0	1	7	0	0	0	3	0	18	2	1	0	.361	.414
2012	Tri-City	.214	24	84	11	18	3	0	0	4	0	0	3	14	0	26	6	3	2	.347	.250
Minor League Totals		.261	39	142	23	37	5	0	1	11	0	0	3	17	0	44	8	4	2	.352	.317

Thomore, Carl

Outfielder

HT: 6-2 **WT:** 215 **B/T:** R/R **Hometown:** East Brunswick, NJ
Born: January 13, 1993 in New Brunswick, NJ **School:** East Brunswick HS (NJ)
Obtained: Selected in the second round (77th overall) of the 2011 First-Year Player Draft.
2012: Spent the entire year with Rookie Level Grand Junction, playing in 15 games...**2011:** Played primarily right field but also saw time in left field and as the designated hitter in his first professional season, spent solely with Rookie Level Casper...**PERSONAL:** Signed by Rockies scout Mike Garlati...was named to the Rawlings/Perfect Game Preseason All-American First-Team and All-Northeast Regional High School Senior First-Team as a senior at East Brunswick High School...was ranked as the 112th-best prospect entering the 2011 First-Year Player Draft by *Baseball America*...was also ranked the 10th-best corner outfielder in the Draft by *Baseball America*.

Year	Team	AVG	G	AB	R	H	2B	3B	HR	RBI	SAC	SF	HBP	BB	IBB	SO	SB	CS	GIDP	OBP	SLG
2011	Casper	.192	43	156	25	30	8	0	3	25	0	0	3	18	0	52	4	1	4	.288	.301
2012	Grand Junction	.208	15	48	11	10	1	1	1	6	0	1	1	11	0	16	0	1	2	.367	.333
Minor League Totals		.196	58	204	36	40	9	1	4	31	0	1	4	29	0	68	4	2	6	.308	.309

Torres, Jesus

Right-Handed Pitcher

HT: 6-1 **WT:** 185 **B/T:** R/R **Hometown:** San Joaquin, VZ
Born: May 12, 1995 in San Joaquin, VZ **School:** N/A
Obtained: Signed as a non-drafted free agent on August 14, 2012
PERSONAL: Signed by Rockies scouts Rolando Fernandez, Orlando Medina and Josher Suarez.

Valerio, Radhames

Left-Handed Pitcher

HT: 6-2 **WT:** 205 **B/T:** L/L **Hometown:** Santo Domingo, DR
Born: October 17, 1992 in Santo Domingo, DR **School:** N/A
Obtained: Signed as a non-drafted free agent on May 20, 2010.
2011: Spent his second professional season with the DSL Rockies, making two starts and 11 relief appearances...**2010:** Spent his first professional season with the Rockies DSL club...allowed earned runs in just three of his outings...**PERSONAL:** Signed by Rockies scouts Rolando Fernandez, Jhonathan Leyba and Martin Cabrera.

Year	Team	W	L	ERA	G	GS	CG	SHO	GF	SV	IP	H	R	ER	HR	HB	BB	IBB	SO	WP	BK
2010	DSL Rockies	0	0	1.69	10	2	0	0	2	0	16.0	11	5	3	0	1	12	0	6	5	0
2011	DSL Rockies	2	0	1.66	13	2	0	0	5	0	38.0	28	10	7	1	3	9	0	19	8	1
Minor League Totals		2	0	1.67	23	4	0	0	7	0	54.0	39	15	10	1	4	21	0	25	13	1

Vargas, Jonathan

Left-Handed Pitcher

HT: 6-2 **WT:** 150 **B/T:** L/L **Hometown:** Acarigua, VZ
Born: May 29, 1989 in Acarigua, VZ **School:** N/A
Obtained: Signed as a non-drafted free agent on September 1, 2005.
2012: Made six relief appearances for Rookie Level Grand Junction...**2011:** Did not play due to injury...**2010:** Spent the season with Low-A Asheville where he was mainly a starter...went 1-0, 5.19 (8.2 ip, 5 er) in 4 relief outings and 3-9, 6.67 (85.0 ip, 63 er) in 18 starts...began the season losing six straight decisions...**2009:** In his fourth professional season he pitched in the states for the first time, making 13 starts for Casper...following the season was named the 19th-best prospect in the system by *Baseball America*...**2008:** Spent his third consecutive season with the DSL Rockies making 7 appearances/6 starts...had two separate stints on the DL including from 7/22 to the rest of the season...did not allow an earned run in any of his final 4 appearances/3 starts, a span of 13.2 innings...**2007:** Played for the Rockies' DSL team...posted just one quality start which came on his second to last start of the season on 8/6...**2006:** Spent first season with Colorado's DSL team...**PERSONAL:** Signed by Rockies scouts Rolando Fernandez, Francisco Cartaya and Carlos Gomez.

Year	Club	W	L	ERA	G	GS	CG	SHO	GF	SV	IP	H	R	ER	HR	HB	BB	IBB	SO	WP	BK
2006	DSL Rockies	0	1	5.17	13	3	0	0	0	0	15.2	18	11	9	0	1	10	0	10	1	0
2007	DSL Rockies	5	3	3.09	12	11	0	0	0	0	46.2	40	22	16	0	0	28	0	36	3	0
2008	DSL Rockies	1	2	1.71	7	6	0	0	0	0	26.1	16	10	5	0	1	15	0	30	4	0
2009	Casper	4	5	4.61	13	13	0	0	0	0	56.2	58	36	29	5	6	32	0	31	11	0
2010	Asheville	4	9	6.53	22	18	0	0	2	0	93.2	113	75	68	12	8	54	0	55	13	1
2011	- DID NOT PLAY - INJURED																				
2012	Grand Junction	0	0	6.43	6	0	0	0	1	0	7.0	9	6	5	1	0	5	0	7	3	0
Minor League Totals		14	20	4.83	73	51	0	0	3	0	246.0	254	160	132	18	16	144	0	169	35	1

Villarroel, Hector

Left-Handed Pitcher

HT: 6-3

WT: 155

B/T: L/L

Hometown: El Tigrillo, VZ

Born: August 12, 1995 in Tigre, VZ

School: N/A

Obtained: Signed as a non-drafted free agent on November 7, 2011.

2012: In his first professional season, made 13 relief appearances for the DSL Rockies...**PERSONAL:** Signed by Rockies scouts Rolando Fernandez, Orlando Medina and Carlos Gomez.

Year	Team	W	L	ERA	G	GS	CG	SHO	GF	SV	IP	H	R	ER	HR	HB	BB	IBB	SO	WP	BK
2012	DSL Rockies	0	1	6.00	13	0	0	0	2	0	12.0	14	10	8	0	0	8	0	14	3	2
Minor League Totals		0	1	6.00	13	0	0	0	2	0	12.0	14	10	8	0	0	8	0	14	3	2

Viloria, Ismael

Right-Handed Pitcher

HT: 6-1

WT: 165

B/T: R/R

Hometown: Maracaibo, VZ

Born: March 31, 1995 in Maracaibo, VZ

School: N/A

Obtained: Signed as a non-drafted free agent on May 24, 2012.

PERSONAL: Signed by Rockies scouts Rolando Fernandez and Orlando Medina.

Von Tungeln, Kyle

Outfielder

HT: 5-9

WT: 175

B/T: L/L

Hometown: Sugar Land, TX

Born: September 18, 1990 in Sugar Land, TX

School: Texas Christian University

Obtained: Selected by the Rockies in the 13th round of the 2012 First-Year Player Draft.

2012: In his first professional season, made 39 starts in centerfield at Short Season Tri-City...**PERSONAL:** Signed by Rockies scout Jesse Retzlaf.

Year	Team	AVG	G	AB	R	H	2B	3B	HR	RBI	SF	SACHBP	BB	IBB	SO	SB	CS	GIDP	OBP	SLG	
2012	Tri-City	.258	44	151	33	39	10	3	1	20	3	2	4	34	1	36	7	3	1	.401	.384
Minor League Totals		.258	44	151	33	39	10	3	1	20	3	2	4	34	1	36	7	3	1	.401	.384

Waldrip, Ben

Infielder

HT: 6-6

WT: 245

B/T: L/L

Hometown: Medford, MA

Born: June 27, 1990 in Medford, MA

School: Jacksonville State

Obtained: Selected in the 10th round of the 2012 First-Year Player Draft.

2012: Was Rookie Level Grand Junction's primary first baseman starting in 46 games...his 10 home runs were tied for fourth in the Pioneer League...**PERSONAL:** Signed on June 6, 2012 by Rockies scout Damon Iannelli...hit .330 (74-for-220) in his senior season at Jacksonville State with 14 doubles, 1 triple, 18 home runs and 61 RBI in 53 games...was ranked the 368th-best player in the draft by *Baseball America*.

Year	Team	AVG	G	AB	R	H	2B	3B	HR	RBI	SF	SACHBP	BB	IBB	SO	SB	CS	GIDP	OBP	SLG	
2012	Grand Junction	.217	48	184	24	40	8	0	10	33	1	0	2	15	1	53	0	1	4	.282	.424
Minor League Totals		.217	48	184	24	40	8	0	10	33	1	0	2	15	1	53	0	1	4	.282	.424

Warner, Ryan

Right-Handed Pitcher

HT: 6-7

WT: 195

B/T: L/R

Hometown: Colorado Springs, CO

Born: January 21, 1994 in Colorado Springs, CO

School: Pine Creek HS (CO)

Obtained: Selected in the third round (128th overall) of the 2012 First-Year Player Draft.

2012: Made 10 starts and had four relief appearances during his first professional campaign...Rated as the 26th-best Rockies prospect by *Baseball America*...**PERSONAL:** Signed on June 10, 2012 by Rockies scout Marc Gustafson...was an All-Colorado Player as well as the Gatorade State Player of the Year during the 2012 season at Pine Creek...went 7-1 with a 2.18 ERA (51.1 ip, 19 er), with just 16 walks and 89 strikeouts during his season season.

Year	Team	W	L	ERA	G	GS	CG	SHO	GF	SV	IP	H	R	ER	HR	HB	BB	IBB	SO	WP	BK
2012	Grand Junction	3	0	7.00	14	10	0	0	0	0	45.0	63	39	35	9	3	13	0	36	3	1
Minor League Totals		3	0	7.00	14	10	0	0	0	0	45.0	63	39	35	9	3	13	0	36	3	1

Wessinger, Matthew

Infielder

HT: 6-0

WT: 180

B/T: R/R

Hometown: Liverpool, NY

Born: September 20, 1990 in Liverpool, NY

School: St. Johns University

Obtained: Selected in the fifth round of the 2012 First-Year Player Draft.

2012: Made starts at second base (19), third base (18) and shortstop (26) during his first pro season with Rookie Level Grand Junction...went 22-for-66 when leading off an inning...his 22 stolen bases led the team and were third in the Pioneer League...**PERSONAL:** Signed on June 15, 2012 by Rockies scout Mike Garlatti...batted .353 (84-for-238) with 13 doubles, 1 triple, 6 home runs and 47 RBI in 61 games during his senior season at St. Johns.

Year	Team	AVG	G	AB	R	H	2B	3B	HR	RBI	SF	SACHBP	BB	IBB	SO	SB	CS	GIDP	OBP	SLG	
2012	Grand Junction	.274	63	248	53	68	8	3	4	27	3	6	3	28	1	57	22	8	5	.351	.379
Minor League Totals		.274	63	248	53	68	8	3	4	27	3	6	3	28	1	57	22	8	5	.351	.379

White, Max

Outfielder

HT: 6-2

WT: 175

B/T: L/L

Hometown: Williston, FL

Born: October 10, 1993 in Williston, FL

School: Williston HS (FL)

Obtained: Selected in the second round (73rd overall) of the 2012 First-Year Player Draft.

2012: In his first professional season, made 35 starts in the outfield at Rookie Level Grand Junction...Rated as the 25th-best prospect in the Rockies organization by *Baseball America*...**PERSONAL:** Signed on June 14, 2012 by Rockies scout

WHITE continued

Alan Matthews...hit .416 with 3 doubles, 5 triples, 5 home runs, 23 RBI and 34 stolen bases during his senior season at Williston...was rated the 111th-best prospect in the draft by *Baseball America* and the 24th-best outfielder in the draft by the same publication.

Year	Team	AVG	G	AB	R	H	2B	3B	HR	RBI	SF	SAC	HBP	BB	IBB	SO	SB	CS	GIDP	OBP	SLG
2012	Grand Junction	.200	50	170	30	34	5	3	4	18	1	1	2	29	0	72	6	5	3	.322	.335
Minor League Totals		.200	50	170	30	34	5	3	4	18	1	1	2	29	0	72	6	5	3	.322	.335

Williams, Kenny**Outfielder**

HT: 6-0

WT: 180

B/T: S/R

Hometown: Paradise, CA

Born: May 22, 1986 in San Jose, CA

School: Wichita State University

Obtained: Trade with Chicago White Sox for Mark Tracy on November 1, 2012.

2012: Spent his second consecutive season with Double-A Birmingham starting in 70 games in the outfield...**2011:** Was limited to 83 games with Birmingham due to three stints on the disabled list...was disabled from 4/11-29 with a strained left quadriceps, from 7/12-27 with a strained right abdomen and from 8/3-10 with a strained left shoulder...**2010:** Hit .252 (.69-.274) with 17 doubles, four home runs and 33 RBI in 74 games with Class A Winston-Salem...**2009:** Batted .255 (.77-.302) with 17 doubles, four home runs and 27 RBI in 81 games in his first season with Class A Kannapolis...**2008:** Made his professional debut with Advanced Rookie Bristol...was placed on the disabled list on 7/2 with a torn right labrum and missed the remainder of the season...**PERSONAL:** Originally selected in the sixth round, June 2008 First-Year Player Draft...attended Wichita State University, hitting .317 with two home runs, 25 RBI and 41 runs scored in 48 games in 2008...began his college career at the University of Arizona...selected by the White Sox in the 36th round of the 2004 draft but did not sign...is the son of White Sox Executive Vice President Ken Williams.

Year	Team	AVG	G	AB	R	H	2B	3B	HR	RBI	SF	SAC	HBP	BB	IBB	SO	SB	CS	GIDP	OBP	SLG
2008	Great Falls	.114	11	35	6	4	2	1	0	4	0	2	2	6	0	11	2	1	0	.279	.229
2009	Kannapolis	.255	81	302	41	77	17	3	4	27	0	1	4	21	0	87	7	3	2	.312	.371
2010	Winston-Salem	.252	74	274	33	69	17	1	4	33	1	4	5	17	1	57	0	3	6	.306	.365
2011	Birmingham	.195	83	318	31	62	11	4	3	26	1	7	4	30	0	83	4	5	5	.272	.283
2012	Birmingham	.250	77	260	36	65	18	3	4	30	2	3	2	26	1	55	5	3	6	.321	.388
Minor League Totals		.233	326	1189	147	277	65	12	15	120	4	17	17	100	2	293	18	15	19	.301	.346

Williamson, Joseph**Right-Handed Pitcher**

HT: 6-2

WT: 210

B/T: R/R

Hometown: Lantanta, FL

Born: January 28, 1986 in Lantanta, FL

School: University of Notre Dame

Obtained: Selected in the 36th round of the 2007 First-Year Player Draft.

2012: Made a combined 46 appearances between Double-A Tulsa and Triple-A Colorado Springs...made one start for Colorado Springs on 8/13 against Round Rock going 2.0 innings and allowing two hits and no runs...**2011:** Began his fifth professional season with Tulsa mixing time between starts and relief outings...was transferred to Colorado Springs and back to Tulsa on two separate occasions...fared better as a reliever with Tulsa, going 2-1 with a save and a 2.16 ERA (25.0 ip, 6 er) in 13 appearances...**2010:** Did not play the entire season...**2009:** Pitched the majority of the season with Modesto, swinging between starting and relieving...also received two spot starts at Tulsa in June, and did not allow a run in 6.2 innings during his time there...led the Nuts with 13 wins...**2008:** In his first full professional season spent the campaign with Asheville where he was a South Atlantic League All-Star...pitched mostly in relief, although he did make 2 starts...**2007:** Spent his first season with Tri-City and Casper...spent nearly the entire year with Tri-City, but did appear in one game with Casper in mid-August...joined teammate Sheng-An Kuo for the most victories on the club (5)...**PERSONAL:** Signed on June 12, 2007 by Rockies scout Scott Corman.

Year	Team	W	L	ERA	G	GS	CG	SHO	GF	SV	IP	H	R	ER	HR	HB	BB	IBB	SO	WP	BK
2007	Casper	0	0	0.00	1	0	0	0	1	1	2.1	0	0	0	0	0	0	0	4	0	0
	Tri-City	5	0	5.96	17	0	0	0	0	0	22.2	23	16	15	2	4	6	0	33	3	0
2008	Asheville	4	0	3.04	35	2	0	0	8	1	83.0	67	32	28	6	11	32	0	89	7	0
2009	Tulsa	0	0	0.00	2	2	0	0	0	0	6.2	3	0	0	0	0	4	0	4	0	0
	Modesto	13	3	3.36	36	10	0	0	7	3	107.0	91	43	40	9	4	31	1	104	8	1
2010	- DID NOT PLAY -																				
2011	Tulsa	3	2	2.42	19	6	0	0	4	1	52.0	45	20	14	5	5	19	0	52	6	0
	Colo. Springs	2	3	7.12	9	6	0	0	1	0	36.2	53	32	29	5	1	21	0	30	1	1
2012	Tulsa	3	2	1.87	36	0	0	0	10	1	43.1	36	13	9	1	7	24	1	53	7	0
	Colo. Springs	1	1	7.62	10	1	0	0	2	0	13.0	20	12	11	1	1	6	0	12	1	0
Minor League Totals		31	11	3.58	165	27	0	0	33	7	366.2	338	168	146	29	33	143	2	381	33	2

Willoughby, Seth**Right-Handed Pitcher**

HT: 6-2

WT: 190

B/T: R/R

Hometown: Columbus, OH

Born: June 28, 1990 in Columbus, OH

School: Xavier University (OH)

Obtained: Selected in the fourth round of the 2012 First-Year Player Draft.

2012: In his first professional season, saw action at Short Season Tri-City and Low-A Asheville making relief appearances in 24 total games...allowed an earned run in just three of his 21 games at Tri-City (4 total ER)...*Baseball America* ranks him as the 24th-best prospect in the Rockies...**PERSONAL:** Signed by Rockies scout Ed Santa on June 12, 2012...was rated the 115th-best prospect in the draft by *Baseball America*...went 2-1 with 12 saves, a 1.01 ERA (35.2 ip, 4 er), 12 walks and 44 strikeouts in 25 games, all in relief during his junior season.

Year	Team	W	L	ERA	G	GS	CG	SHO	GF	SV	IP	H	R	ER	HR	HB	BB	IBB	SO	WP	BK
2012	Tri-City	2	1	1.44	21	0	0	0	17	8	25.0	18	5	4	1	2	4	0	27	5	0
	Asheville	0	0	3.00	3	0	0	0	1	0	3.0	4	1	1	0	0	0	0	3	0	0
Minor League Totals		2	1	1.61	24	0	0	0	18	8	28.0	22	6	5	1	2	4	0	30	5	0

Winkler, Daniel

Right-Handed Pitcher

HT: 6-3

WT: 200

B/T: R/R

Hometown: Effingham, IL

Born: February 2, 1990 in Effingham, IL

School: University of Central Florida

Obtained: Selected in the 20th round of the 2011 First-Year Player Draft.

2012: Made a team-high 25 starts for Low-A Asheville in his second professional season...2011: Spent his first professional season with Rookie Level Casper...led the Ghosts in strikeouts and was named by *Baseball America* as the 18th-best prospect in the Pioneer League...PERSONAL: Signed by Rockies scout John Cedarburg.

Year	Team	W	L	ERA	G	GS	CG	SHO	GF	SV	IP	H	R	ER	HR	HB	BB	IBB	SO	WP	BK
2011	Casper	4	3	3.92	12	12	0	0	0	0	57.1	64	31	25	6	1	19	0	65	6	3
2012	Asheville	11	10	4.46	25	25	0	0	0	0	145.1	152	80	72	16	22	47	0	136	4	1
Minor League Totals		15	13	4.31	37	37	0	0	0	0	202.2	216	111	97	22	23	66	0	201	10	4

Wolford, Michael

Right-Handed Pitcher

HT: 6-3

WT: 200

B/T: R/R

Hometown: Hemet, CA

Born: May 24, 1989 in Fontana, CA

School: UC Riverside

Obtained: Selected in the 26th round of the 2011 First-Year Player Draft.

2012: Made three stops during his second pro season...began the season at High-A Modesto and made two relief appearances...2011: Spent his first professional season with Rookie Level Casper...had the lowest ERA and opponent batting average among all Ghosts...tied for third in the Pioneer League in saves and was third in games finished...held right-handers to a .224 batting average...PERSONAL: Signed by Rockies scout Jon Lukens.

Year	Team	W	L	ERA	G	GS	CG	SHO	GF	SV	IP	H	R	ER	HR	HB	BB	IBB	SO	WP	BK
2011	Casper	0	3	3.86	24	0	0	0	19	9	23.1	21	10	10	2	2	11	1	25	7	0
2012	Modesto	0	0	2.45	2	0	0	0	1	0	3.2	3	1	1	0	0	3	0	0	1	0
	Asheville	2	1	3.63	12	0	0	0	1	0	17.1	16	10	7	1	1	4	0	8	1	0
	Tri-City	1	2	6.10	15	0	0	0	7	0	20.2	34	22	14	2	0	11	1	16	0	0
Minor League Totals		3	6	4.43	53	0	0	0	28	9	65.0	74	43	32	5	3	29	2	49	9	0

Wong, Joey

Infielder

HT: 5-10

WT: 175

B/T: L/R

Hometown: Salem, OR

Born: April 12, 1988 in Salem, OR

School: Oregon State University

Obtained: Selected in the 24th round of the 2009 First-Year Player Draft.

2012: In his third pro season, saw time with Short Season Tri-City, Low-A Asheville and High-A Modesto...saw time at second base, third base and shortstop...2011: In his second season at Asheville, the versatile infielder saw time at second base, third base and shortstop...finished fifth on the club in RBI...2010: Spent the entire season with Asheville where he was the everyday shortstop...committed just nine errors, second-fewest among every day Asheville infielders...2009: Spent his first season with Tri-City...had a .360 on-base percentage, as he drew 34 walks and was hit by a pitch 13 times...PERSONAL: Signed on June 18, 2009 by Rockies scout Chris Forbes...originally selected by Houston in the 46th round of the 2006 Draft.

Year	Team	AVG	G	AB	R	H	2B	3B	HR	RBI	SAC	SF	HBP	BB	IBB	SO	SB	CS	GIDP	OBP	SLG
2009	Tri-City	.215	70	205	30	44	8	0	0	17	6	1	13	34	0	48	9	2	4	.360	.254
2010	Asheville	.223	84	273	33	61	15	0	3	32	12	4	3	27	0	57	4	3	3	.296	.311
2011	Asheville	.286	101	360	43	103	20	3	6	55	11	2	11	27	0	61	8	9	4	.353	.408
2012	Tri-City	.207	9	29	5	6	1	0	0	1	0	1	3	5	0	5	1	1	1	.378	.241
	Asheville	.250	14	56	7	14	0	4	0	4	0	1	0	4	0	11	2	2	2	.300	.393
	Modesto	.247	24	89	11	22	3	1	1	15	1	1	3	6	0	14	0	2	2	.313	.337
Minor League Totals		.247	302	1012	129	250	47	8	10	124	8	32	33	103	0	196	24	19	16	.334	.339

Yacko, Kurt

Right-Handed Pitcher

HT: 5-11

WT: 180

B/T: R/R

Hometown: Costa Mesa, CA

Born: August 22, 1987 in Costa Mesa, CA

School: Chapman University (CA)

Obtained: Selected in the 8th round of the 2008 First-Year Player Draft.

2012: Saw time at High-A Modesto and Double-A Tulsa during his third professional season...2011: In his second season at Modesto, set a career mark with his 1.86 ERA and 72.2 innings pitched...tied third in the California League with nine holds...his 10.90 base runners per 9.0 innings was the fourth-lowest in the Cal League among relievers...also, his 1.61 BB/9.0 IP the third-lowest among CL relievers...allowed just five earned runs over the final three months of the season...2010: Set career highs in wins and losses in Modesto where he spent the entire season...2009: Spent the entire season with Asheville as one of the club's regular set-up men...2008: Spent his first professional season with Casper as the clubs primary closer...led the Ghosts with 11 saves and tied for first among club relievers with 43 strikeouts...converted 11 of his 12 save opportunities...PERSONAL: Signed on June 12, 2007 by Rockies scout Scott Corman.

Year	Team	W	L	ERA	G	GS	CG	SHO	GF	SV	IP	H	R	ER	HR	HB	BB	IBB	SO	WP	BK
2008	Casper	1	1	4.44	24	0	0	0	24	11	26.1	25	17	13	5	0	9	2	43	8	0
2009	Asheville	2	2	3.52	50	1	0	0	20	4	69.0	73	31	27	5	2	15	0	86	7	0
2010	Modesto	6	5	3.50	49	0	0	0	19	5	64.1	58	28	25	6	6	18	1	70	4	0
2011	Modesto	1	6	1.86	47	0	0	0	20	3	72.2	73	16	15	1	1	14	1	64	5	0
2012	Tulsa	0	1	15.43	2	0	0	0	1	0	2.1	3	4	4	1	0	2	0	4	1	0
	Modesto	6	4	3.64	45	0	0	0	18	1	59.1	68	24	24	7	1	14	0	50	2	1
Minor League Totals		16	19	3.31	217	1	0	0	102	24	294.0	300	120	108	25	10	72	4	317	27	1

Yan, Carlos

Right-Handed Pitcher

HT: 6-5

WT: 195

B/T: R/R

Hometown: San Cristobal, DR

Born: January 28, 1991 in San Cristobal, DR

School: N/A

Obtained: Signed as a non-drafted free agent on August 20, 2011.

YAN, C. continued

2012: In his second professional season with the DSL Rockies, made 18 relief appearances and collected two saves...**2011:** Made just one appearance for the DSL Rockies in his first professional season...**PERSONAL:** Signed by Rockies scouts Rolando Fernandez and Jhonathan Leyba.

Year	Team	W	L	ERA	G	GS	CG	SHO	GF	SV	IP	H	R	ER	HR	HB	BB	IBB	SO	WP	BK
2011	DSL Rockies	0	0	0.00	1	0	0	0	1	1	1.0	1	0	0	0	1	0	0	1	0	0
2012	DSL Rockies	1	2	2.13	18	0	0	0	10	2	25.1	23	12	6	1	3	7	1	14	4	0
Minor League Totals		1	2	2.05	19	0	0	0	11	3	26.1	24	12	6	1	4	7	1	15	4	0

Yan, Julian

Outfielder

HT: 6-2

WT: 175

B/T: R/R

Hometown: La Romana, DR

Born: November 27, 1991 in La Romana, DR

School: N/A

Obtained: Signed as a non-drafted free agent on November 11, 2008.

2012: Was the primary rightfielder at Rookie Level Grand Junction starting in 64 games...His 16 home runs led the team and the Pioneer League and his 57 RBI tied for the team lead and were fourth-best in the PIO...Rated as the 20th-best Rockies prospect by *Baseball America* along with having the Best Outfield Arm...**2011:** Played primarily right field but also saw time in center field and left field in his third professional season, spent entirely with Rookie Level Casper...**2010:** Spent his second season with the Rockies DSL club...**2009:** Spent his first professional season with the DSL Rockies as one of the clubs regular outfielders...**PERSONAL:** Signed by scouts Rolando Fernandez, Jhonathan Leyba and Frank Roa.

Year	Team	AVG	G	AB	R	H	2B	3B	HR	RBI	SAC	SF	HBP	BB	IBB	SO	SB	CS	GIDP	OBP	SLG
2009	DSL Rockies	.197	47	152	17	30	7	1	2	14	5	0	2	22	0	45	1	7	0	.307	.296
2010	DSL Rockies	.201	64	209	26	42	3	1	6	25	4	1	9	16	0	59	15	11	2	.285	.311
2011	Casper	.249	53	201	22	50	8	2	3	26	0	2	0	11	1	60	6	1	5	.285	.353
2012	Grand Junction	.282	66	255	50	72	13	1	16	57	1	1	9	21	1	82	9	4	4	.357	.529
Minor League Totals		.237	230	817	115	194	31	5	27	122	4	10	20	70	2	246	31	23	11	.312	.387

Zuanich, Michael

Infielder/Outfielder

HT: 6-4

WT: 225

B/T: R/L

Hometown: Torrance, CA

Born: July 10, 1986 in Torrance, CA

School: UC Santa Barbara

Obtained: Selected in the 28th round of the 2008 First-Year Player Draft.

2012: Played the entire season with Double-A Tulsa seeing time at first base, left field, right field and designated hitter...**2011:** Spent the first part of the season with High-A Modesto starting out as the primary first baseman before seeing time in right field and as the designated hitter...was named a California League Mid-season All-Star with the Nuts...was on the disabled list with Modesto from 5/29-6/6...transferred to Tulsa on 6/23 where he would spend the rest of the season...was on the disabled list with Tulsa from 6/28-7/21...combined to hit 20 home runs between the two stops...was second on Tulsa with a .500 slugging percentage...**2010:** Began the season with Low-A Asheville but played just 9 games due to injury...transferred to Modesto after coming off the disabled list...**2009:** Split his second professional season between Tri-City and Asheville...was promoted to Asheville for the remainder of the season on 7/11...**2008:** Spent his first professional season with Casper, splitting time between first base, left field and right field...**PERSONAL:** Signed on June 10, 2008 by Rockies scout Matt Hattabaugh.

Year	Team	AVG	G	AB	R	H	2B	3B	HR	RBI	SAC	SF	HBP	BB	IBB	SO	SB	CS	GIDP	OBP	SLG
2008	Casper	.185	30	81	10	15	6	1	0	8	0	0	1	16	0	29	0	0	2	.327	.284
2009	Tri-City	.340	15	47	17	16	1	0	7	16	0	2	6	8	1	10	0	0	0	.476	.809
	Asheville	.362	42	138	23	50	12	1	7	34	1	5	6	20	1	36	1	1	0	.450	.616
2010	Asheville	.382	9	34	2	13	4	0	1	10	0	0	1	3	0	11	1	1	0	.447	.588
	Modesto	.325	59	197	30	64	16	0	3	26	0	1	5	25	0	46	4	0	4	.412	.452
2011	Modesto	.366	58	224	59	82	23	2	14	49	1	2	8	30	3	59	4	3	3	.455	.674
	Tulsa	.261	30	88	16	23	3	0	6	11	0	1	4	9	1	23	1	1	3	.353	.500
2012	Tulsa	.233	60	189	20	44	6	0	7	24	1	0	6	20	1	57	1	1	6	.324	.376
Minor League Totals		.308	303	998	177	307	71	4	45	178	12	2	37	131	7	271	12	7	18	.403	.522

Farm System

NOTES





MEDIA INFORMATION





Media Information

Communications Department



Jay Alves
Vice President
303-312-2326
alvesj@coloradorockies.com



Nick Piburn
Assistant Director
303-312-2329
piburnn@coloradorockies.com



Matt Whewell
Manager
303-312-2327
whewellm@coloradorockies.com



Irma Castañeda
Assistant
303-312-2328
castaneda@coloradorockies.com

2013 Policies

Please understand that we must work together to provide an environment that works efficiently with everyone involved, including the players and fans. We respectfully remind you that you are a guest in our park and ask that you have the courtesy to work within the guidelines of these policies. In order to sustain precedent, **any violation of these guidelines will result in immediate revocation of your credential and bar future access to Coors Field.** While within the park, members of the media, their agents and personnel, shall at all times be subject to the direction and/or supervision of the Colorado Rockies and the club's contractors.

Working Press Credentials

Season and daily press credentials are issued with the intention they will be utilized for the working press in order to provide coverage of the Rockies at Coors Field. Requests for daily credentials must come directly from the affiliation's editor, producer or director and must be done through MLB's online credentialing application system at <http://credentials.mlb.com>. Members of the Media must have photo identification available at all times. **THE COLORADO ROCKIES DO NOT CREDENTIAL FREELANCE WRITERS.** An exception can be made if, and only if, the writer is currently on assignment with a specific news organization. It is the responsibility of the requesting affiliation to confirm receipt, and subsequent approval/denial of access to the game in question.

Photo Credentials

Season and daily photo credentials are issued only to photographers on assignment for legitimate news-gathering organizations and representatives of companies licensed by Major League Baseball. Requests must follow the procedure outlined above. **THE COLORADO ROCKIES DO NOT CREDENTIAL FREELANCE PHOTOGRAPHERS.** All flash photography is prohibited at Coors Field. Please be advised that priority in all photo bays will be granted to news organizations on nightly deadlines. All mono- and tripods of any sort are strictly prohibited from the field at all times. Any use of photographs taken other than for news-gathering purposes or MLB officially licensed products will be considered a violation of existing trademark and copyright restrictions. As an opportunity to change locations mid-game, photographers are permitted to move along the warning track behind home plate between the first- and third-base photo bays at the conclusion of the fourth inning, but prior to the start of the fifth inning. Photographers are prohibited from stopping and photographing while changing

photo bays. Still photographers wishing to gain access to the clubhouse must receive advance clearance from the Rockies Communications Department. Alcoholic beverages are prohibited from any photo bays or camera wells at all times.

Internet Media

Only licensees of Major League Baseball Enterprises have exclusive rights to simulate accounts, descriptions or pitch-by-pitch reproductions of Major League Baseball games on the Internet. No transmission by any other media, specifically including the Internet and any other online network, of any information about the game, including (but not limited to) any account, description, picture, video, audio, reproduction or other information concerning any MLB game will be permitted to originate from inside the ballpark (including from a camera feed already positioned within the ballpark). Reproduction of such accounts without a license from Major League Baseball Enterprises is a violation of the policies of MLB and the Colorado Rockies. A breach in such policy will result in revocation of credentials, and may be subject to litigation. **THE COLORADO ROCKIES DO NOT CREDENTIAL WEB SITES, UNLESS THEY ARE AFFILIATED WITH RECOGNIZED NATIONAL OR REGIONAL NEWS MEDIA ORGANIZATIONS.** No freelance Internet sites will be credentialed without following the same guidelines for freelance journalists.

Press Dining

A press dining room is located adjacent to the working press box on the "lower press" level, and is available to credentialed members of the media who have with access to the working press box. Press meals are \$12.

Live Transmissions

Affiliations not licensed by MLB and non-rightsholders of the Colorado Rockies and MLB (television, radio and internet sites) are prohibited from providing live telecasts, radio broadcasts, game simulations, pitch-by-pitch accounts, as well as from using live or taped material originating from inside the ballpark during a period commencing with the conclusion of batting practice and ending with the conclusion of the game. Live transmissions will be permitted until the conclusion of the club's rightsholder's (radio or television) post-game programming. **RADIO STATIONS AND ASSIGNED CORRESPONDENTS FOR OUT-OF-TOWN REPORTS ARE PERMITTED TO GIVE INNING OR HALF-INNING SCORE UPDATES; HOWEVER AT NO TIME CAN THEY FILE REPORTS ONCE PLAY IS IN PROGRESS.**

Roving Cameras

Any camera light in the seating area of the ballpark is strictly prohibited. If a photo light comes on during the game, umpires will stop play. Still photographers must shoot from either one of the photo bays (first and third base bags). With prior approval from the Rockies PR department, still photographers may shoot from the TV camera wells located in the outfield along the baselines and along the upper deck, space permitting. Interviews are not permitted in the ballpark during the game unless approved by the Rockies PR Department. If approved, interviews may only be conducted on the concourse between innings, not in the stands while the game is in progress.

Working Press Box

Seating in the lower press box is prioritized by daily print media, visiting public relations departments, visiting beat writers and area radio and television representatives not on the air during games. The upper press box consists of two television booths and four radio booths for live broadcasts. Keeping with MLB and club policy, no person under 18 is permitted into the press box on game days. Alcoholic beverages are prohibited from the working press box (upper and lower) prior to or during the game. **THE PRESS BOX IS EQUIPPED WITH WIRELESS INTERNET CAPABILITIES** (no password required).

Field Access

All members of the media with credentials allowing them access onto the field may conduct interviews at specific times prior to the start of the game. The field must be cleared 50 minutes before the beginning of the game. At no time are media permitted in fair territory or anywhere outside of the first or third base bags. Alcoholic beverages are prohibited from the field at all times. There is no access from behind home plate; please use the tunnels from dugout to clubhouse.

Batting Practice

Members of the media are prohibited from standing, photographing or conducting interviews from the circle of dirt surrounding the cage while batting practice is in progress.

Cellular Phones

The use of cellular phones for radio interviews while on the field and in the clubhouse is strictly prohibited. Any and all telephone interviews must be arranged in advance with the Rockies Communications Department. An exception to the usage of a cellular phone for an interview is in the dugout, only after receiving advance permission from the player or staff member to be interviewed.

Media Phones

Members of the press can make toll-free calls or use their calling cards on any of the 10 designated phones provided by the Rockies in the press box. These phones are installed for the use of all media in the press box for working conditions only.

Autographs

Credentialed members of the media are strictly prohibited from requesting autographs or equipment on the field, in the dugout or in the clubhouse. **Officials will revoke credentials immediately, no exceptions.**

Dress Code

The media should dress in an appropriate and professional manner proper for a business casual work environment when in clubhouses, dugouts, press boxes and on the field. In accordance with the new MLB/MLBPA CBA, and passed by the BBWAA, media is prohibited from wearing flip-flops, short skirts, tank tops or anything with a team logo. The dress code will be enforced by the Rockies Communications staff, and any questions on the new dress code should be directed to the Rockies Communications staff.

Clubhouse Access

Members of the media must have a SPECIFIC working purpose to gain admittance to the clubhouse. The Rockies clubhouse opens 3 1/2 hours prior to game-time. It then closes from the start of batting practice until following Manager Tracy's pre-game availability. Following that, the clubhouse will be closed one hour prior to the start of the game and will re-open approximately 10 minutes after the game. Access to the visiting Coors Field clubhouse will be determined by the visiting club's policies. Clubhouse times are as follows:

First Pitch Clubhouse Times (subject to change)

1:10 p.m. Opens at 9:40 until start of BP
6:10 p.m. Opens at 2:40 until start of BP
6:40 p.m. Opens at 3:10 until start of BP
7:10 p.m. Opens at 3:40 until start of BP

Manager Walt Weiss Availability

Rockies Manager Walt Weiss will be available to the media before the first game of every series, after each game and for special requests. His pre-game briefing is held in the Rockies dugout 2 hours and 55 minutes before the first pitch (4:15 p.m. for a 7:10 start, 3:45 p.m. for a 6:40 start or 10:15 a.m. for a 1:10 start). On the road, he is available 2 hours and 20 minutes before first pitch (4:45 p.m. for 7:05 start, 4:15 p.m. for a 6:35 start or 10:45 a.m. for 1:05 start). At home, Weiss' post-game press conference is held in the interview room adjacent to the Rockies clubhouse roughly 10 minutes after the game. On the road, Weiss is available in the visiting manager's office inside the visiting clubhouse.

Social Media

In accordance with Major League Baseball, media are not permitted to use cellular phones, laptops, texting devices or similar portable equipment in the clubhouse at any time. This includes the use of social media such as Twitter, Facebook, etc... Additionally, under club rules, the use of social media in the dugout, interview room or in the clubhouse while conducting media interviews or during scheduled interview sessions is strictly prohibited. Social media use is permitted only if the interview is being broadcast live.

Pregame Schedule

1:10 PM GAME

Starter Hits	10:20- 10:30
Rockies Hit	10:30- 11:30
Visitors Hit	11:40- 12:15
Rox Infield	12:15- 12:25
Visitors Infield	12:25- 12:35
Grounds Crew	12:45- 1:10

2:10 PM GAME

Starter Hits	11:20- 11:30
Rockies Hit	11:20- 12:30
Visitors Hit	12:35- 1:15
Rox Infield	1:15- 1:25
Visitors Infield	1:25- 1:35
Grounds Crew	1:45- 2:10

6:10 PM GAME

Pitchers Hit	3:05- 3:25
Starter Hits	3:25- 3:30
Rockies Hit	3:30- 4:30
Visitors Hit	4:35- 5:15
Rox Infield	5:15- 5:25
Visitors Infield	5:25- 5:35
Grounds Crew	5:45- 6:10

6:40 PM GAME

Pitchers Hit	3:35- 3:55
Starter Hits	3:55- 4:00
Rockies Hit	4:00- 5:00
Visitors Hit	5:05- 5:45
Rox Infield	5:45- 5:55
Visitors Infield	5:55- 6:05
Grounds Crew	6:15- 6:40

7:10 PM GAME

Pitchers Hit	4:05- 4:25
Starter Hits	4:25- 4:30
Rockies Hit	4:30- 5:30
Visitors Hit	5:35- 6:15
Rox Infield	6:15- 6:25
Visitors Infield	6:25- 6:35
Grounds Crew	6:45- 7:10



The Rockies Radio Network



Jack Corrigan Radio Announcer - KOA



Jack Corrigan celebrates his 28th season broadcasting Major League Baseball and his eleventh campaign with the Rockies Radio Network. Corrigan came to Colorado after 17 years in the Cleveland Indians television booth from 1985-2001. In addition to his work in baseball, Corrigan has been involved in play-by-play and color commentary for the Cleveland Cavaliers, as well as college football and basketball games for the Atlantic Coast Conference, Mid-American Conference and Patriot League.

Jack is a budding novelist, with two published works and a third underway. His first novel, *Warning Track*, involved an aging baseball player dealing with the lure and repercussions of supplement use. *24 December 1944* is based on a classified incident during World War II. His latest project deals with the early days of the FBI surrounding the attempted assassination of Franklin D. Roosevelt.

A native Cleveland, Jack is a graduate of St. Ignatius High School and Cornell University, where he played football for four seasons. He also has a master's degree in Speech from Kent State University. During the off-seasons in Cleveland, Jack coached football at St. Ignatius H.S., the 11-time Ohio state champions and three-time national champs, and is currently a volunteer coach with the Regis Jesuit football program. He is also involved with his own video company that has produced a myriad of projects for sports entities and other commercial and non-profit organizations.

Jack and his wife, Lisa, have been married since 7/15/77, and they have two children. Megan, a graduate of Mercyhurst College, lives in Wellington, CO with her husband, John, and their son, James. Michael, a Loyola Marymount University graduate, lives in Chicago and works for Zapwater Communications, a public relations firm. Jack serves on the Board of Directors for Boys Hope/Girls Hope, a privately funded, non-profit, organization that helps at-risk children, and both he and Lisa are also active with Seeds of Hope, a scholarship program that benefits inner city schools.



Jerry Schemmel Radio Announcer - KOA



Jerry Schemmel will begin his fourth season as one of the radio voices of the Colorado Rockies, teaming once again with broadcast partner Jack Corrigan.

Schemmel's voice has been heard in the Denver market prominently over the past two decades. He served as the radio play-by-play voice of the Denver Nuggets for 18 seasons, as well the radio voice of Colorado State football and basketball during the 2009-2010 season. His sports casting career spans nearly 30 years and includes radio and television play-by-play of several professional and major college sports. He also spent one year as deputy commissioner and legal counsel for the Continental Basketball Association.

On July 19, 1989, Schemmel boarded United Airlines Flight 232, originating in Denver and bound for Chicago. An in-flight engine explosion crippled the plane and forced it to crash-land in Sioux City, IA, killing 112 of the 296 onboard. Schemmel is the author of the book, *Chosen To Live*. *Chosen To Live* chronicles the crash of flight 232 and its subsequent effects on his life. The book has been featured in such publications as *Reader's Digest*, *Hoop Magazine*, *Sports Spectrum* and *Guideposts*. In 2009, he published a second book, *The Extravagant Gift*.

Schemmel has been a guest on several national television programs, including "Regis & Kathy Lee," "48 Hours," "CBS This Morning," "Turning Point," "Biography Channel," "National Geographic TV," "The Today Show," "The Hour of Power," "Good Morning America," and "The Oprah Winfrey Show." His story has also been aired as an extended feature on ESPN and ESPN Sportscenter.

During the summers of 2003 and 2004, Schemmel rode a bicycle across the United States as a fundraiser for two Denver area charities. The efforts have raised over \$250,000.

Schemmel spent the 2009 as the Head Baseball Coach at Metro State College of Denver, after being a volunteer assistant at the school for two years. He also served as the radio voice of the Billings Mustangs, a minor league affiliate of the Cincinnati Reds and as a TV play By play announcer for the Colorado Springs SkySox. He is currently the Assistant Baseball Coach/Recruiting Coordinator at Colorado Christian University.

Schemmel earned a law degree in 1985 from Washburn University, after receiving his undergraduate degree from the school in 1982. He also played baseball at Washburn and later was an assistant coach at the school for three years. Schemmel grew up in Madison, SD and now resides in Littleton, CO with his wife Diane, 19-year-old daughter Maggie and 13 year old son, Ryan.



On The Air

COLORADO

KOA / 850 – Denver (flagship)
KNFO / 106.1 – Aspen
KSPK / 102.3 – Walsenburg
KSIR / 1010 – Ft. Morgan
KTMM / 1340 – Grand Jct.
KDZA / 1350 – Pueblo
KIUP / 930 – Durango
KSBV / 93.7 – Salida

KANSAS

KLOE / 730 – Goodland

MONTANA

KQBL / 105.1 – Billings
KDZN / 96.5 – Glendive
KMMR / 100.1 – Malta
KBSR / 1490 – Laurel
KHDN / 1230 – Hardin
KBCK / 1400 – Deer Lodge

NEBRASKA

KCSR / 610 – Chadron
KNEB / 960 – Scottsbluff

SOUTH DAKOTA

KBFS / 1450 – Belle Fourche
KRKI / 99.5 – Rapid City

WYOMING

KFBC / 1240 – Cheyenne
KKTY / 1470 – Douglas
KOWB / 1290 – Laramie
KYDT / 103.1 – Sundance
KKTY / 1470 – Douglas
KASL / 1240 – Newcastle
KPOW / 1260 – Powell
KOAX / 107.3 – Kemmerer
KVOW / 1450 – Riverton

KWYO / 1410 – Sheridan
KWOR / 1340 – Worland
KBBS / 1450 – Buffalo
KRAL / 1240 – Rawlins
KIQZ / 92.7 – Rawlins
KDNO / 101.7 – Thermopolis
KUGR / 1490 – Green River
KYCN / 1340 – Wheatland
KGOS / 1490 – Torrington





Drew Goodman

Play-by-Play Announcer - ROOT SPORTS



Drew Goodman, one of the most versatile broadcasters in sports, will begin his 12th season calling Colorado Rockies games in 2013 for ROOT SPORTS. He is one of two original employees of ROOT SPORTS, joining the Denver-based regional sports network in 1988. For 10 years (1994-2004), Goodman was the play-by-play announcer for Denver Nuggets telecasts on ROOT SPORTS and local over-the-air stations. From 2002 through 2004, he was one of few sportscasters to regularly call action for telecasts of two professional teams in the same year, annually logging more than 190 games between the Rockies and Nuggets.

Over the past year, he called games in Major League Baseball, Big 12 football, University of Colorado men's basketball, various network live events and ancillary programming. In January 2011, he earned his ninth Colorado Sportscaster of the Year honor by the National Sportscasters and Sportswriters Association.

Prior to becoming the Rockies play-by-play voice in 2002, Goodman worked select Major League Baseball national telecasts for FOX Sports and hosted Rockies Weekly with Buddy Bell and Colorado Rockies Pregame Report. Goodman's work in football has been extensive, including stints working the NFL with NBC in 1993 and occasional games on FOX Sports since 2000. In addition to the NFL and Big 12 Conference football, he's worked ACC, Mountain West Conference (CSU) and WAC football games. For two seasons (2000-2002) he called play-by-play for Denver Broncos preseason games on the Broncos Radio Network, and for five seasons in the mid-'90s he hosted the postgame reports following Denver Broncos games on KOA. He added the NHL to his resume in 1996 when he started hosting the Avalanche Pregame Report for ROOT SPORTS.

Additionally, Goodman called tennis action for Prime Sports' (now ROOT SPORTS) initial year of ATP tour coverage in 1990, and for three years he called the Annual MS Tennis Classic in Denver. In 1993, he called the play-by-play for the first-ever ATP tennis event – the Beijing Open – in Mainland China for worldwide distribution on Prime International. For eight years, Goodman covered men's and women's World Cup and pro ski racing as well as college baseball for ESPN and has also been involved with the coverage of track and field, gymnastics, wrestling and golf.

Goodman has also worked studio shows, hosting numerous programs during his tenure with ROOT, including the Denver Nuggets Coaches Show, The Big 12 Gridiron Report, the Big Ten Reports, WAC Magazine and Golf Colorado.

A native of New York, Goodman received his Bachelor's Degree in Communications from Ithaca College in 1985. He and his wife, Kristi, are actively involved in Colorado Youth at Risk, an organization that helps re-direct the lives of troubled teens. Their most important endeavor is raising the Rockies future outfield, their three children -- Jacob (5/12/98), Zachary (6/5/00) and Gabriel (3/12/03).



George Frazier

Color Analyst - ROOT SPORTS



Former Major League reliever George Frazier will begin his 16th season as the Rockies analyst for ROOT SPORTS. He is the only analyst to work Rockies television games on a regular basis since ROOT acquired the rights at the conclusion of the 1997 season. Frazier teams up with play-by-play man Drew Goodman for the 13th consecutive season in 2013.

Prior to joining the Rockies, Frazier provided commentary for Home Sports Entertainment, the Baseball Network, ESPN and Minnesota Twins regional game telecasts.

His broadcasting career started in 1988 when he called men's and women's basketball games for five seasons on Prime Sports Network. Over the years Frazier has also worked Major League Baseball games for national telecasts on FOX Sports.

Frazier pitched 10 seasons in the big leagues from 1978 to 1987. He started his career with St. Louis, then moved on to the New York Yankees, Cleveland, Chicago Cubs and finished his career with Minnesota. He went 35-43 in 415 games with a 4.20 ERA and 29 saves. He made trips to the World Series with both the Yankees ('81) and the Twins ('87), earning a world championship ring in his final year as a player.

Frazier was born in Oklahoma City and earned all-state honors in baseball at Hillcrest High School in Springfield, Mo., going 7-0 with a 0.14 ERA during his senior season. He then played collegiate baseball at the University of Oklahoma, leading the Sooners to the College World Series four times. In 1976, Milwaukee selected him in the ninth round of the draft.

George and his wife, Kay, reside in Tulsa, OK. They have four children, Matthew, Brian, Parker, and Georgia, and also have four grandchildren, Bryce, Easton, Cooper and Ella.



Jeff Huson

Color Analyst - ROOT SPORTS



In 2006, Jeff Huson embarked on a new career in baseball, serving as analyst for Colorado Rockies coverage on ROOT SPORTS. In 2013 he will once again split duties between the booth and the pre and post game show.

The former University of Wyoming baseball star played 15 years in professional baseball, with the Montreal Expos, Texas Rangers, Baltimore Orioles, Milwaukee Brewers, Seattle Mariners, Anaheim Angels and Chicago Cubs. He also served as a roving infield instructor with the Chicago Cubs from 2001 to 2005.

Jeff played shortstop at Wyoming in 1984 and '85 after transferring from Glendale (AZ) Community College. In his junior year at UW, he played 53 games and batted .392 with 30 RBI.

His senior year, Huson played 44 games for the Cowboys and hit .399 with 35 RBI. He was an All-WAC selection both years.

Huson's MLB career began in 1986 with the Montreal Expos. Over his pro career, Huson played 827 games at a variety of positions – third base, shortstop, second base, first base and in the outfield. He posted a career batting average of .234 and a fielding average of .969.

Jeff and his wife, Wendy, graduated from the University of Wyoming and have resided in Parker, CO for 16 years. They have three children: Lindsay, Kyle and Cody.

Media Outlets



NEWSPAPERS

DENVER POST

phone: 303-954-1294 fax: 303-866-9004
website: www.denverpost.com
e-mail: sports@denverpost.com
Sports Editor: Scott Monserud
Beat Writers: Troy Renck, Patrick Saunders
Columnists: Mark Kiszla, Woody Paige

COLORADO SPRINGS GAZETTE

phone: 719-636-0250 fax: 719-636-0163
website: www.gazette.com
e-mail: sports@gazette.com
Sports Editors: Jim O'Connell
Reporters: Brent Briggeman, Scott Kaniewski
Columnist: Paul Klee, David Ramsey

GREELEY TRIBUNE

phone: 970-352-0211 fax: 970-356-5780
website: www.greeleytribune.com
Sports Editor: Bobby Fernandez

LA VOZ NUEVA

Denver CO 80211
phone: 303-936-8556 fax: 720-889-2455

PUEBLO CHIEFTAIN

Pueblo CO 81003
phone: 719-544-3520
Sports Editors: Michael Bialas, Joe Cervi, Jeff Letofsky
Writer: Tracy Renck

WIRE SERVICE

THE ASSOCIATED PRESS
phone: 303-825-0123 fax: 303-892-5927
website: www.ap.org
e-mail: apdenver@ap.org
Photographers: Ed Andrieski
Writers: Pat Graham, Arnie Stapleton

RADIO

850 KOA AM, FOX NEWS
phone: 303-713-8695 fax: 303-713-8605
website: www.850koa.com
e-mail: koasports@clearchannel.com
Sports Director: Mark Johnson
Producers: Reid Fischer, Cory Lopez
Talk Show Hosts: Dave Krieger, Andy Lindahl, Dave Logan, Steffan Tubbs, April Zesbaugh
Rockies Baseball Producer: Mike Rotolo
Rockies Announcers: Jack Corrigan, Jerry Schemmel
Reporters: Mike Rice, Alan Roach

MILE HIGH SPORTS RADIO 1510

phone: 303-650-1795, 303-297-1510
website: www.milehighsports.com
Program Director: James Merilatt
Producers: Zach Fogg, Daniel Mohrmann, Josh Pennock
Talk Show Hosts: Peter Burns, Irv Brown, Garrett Duman, Andrew Fogoros, Eric Goodman, Travis Heath, Mark Kiszla, Reed Marks, Matt McChesney, Mark McIntosh, Renaud Notaro, Marcello Romano, Brandon Spano, Gil Whiteley, Dan Williams, Joe Williams

THE FAN, FM 104.3, KKFN

phone: 303-321-0950, 303-385-1100; fax: 303-270-9782
website: www.1043thefan.com
Program Director: Nate Lundy
Talk Show Producers: Scott DeHuff, Ryan Edwards
Talk Show Hosts: Sandy Clough, Mike Evans, Drew Goodman, Scott Hastings, Joel Klatt, Nate Lundy, Darren McKee, Alfred Williams

1600 THE ZONE 100% Syndication

Program Director: Nate Lundy

102.3/105.5 ESPN

phone: 720-248-4000
Program Director: Tim Spence
Producers: Chris Bianchi, Raj Sharan
Talk Show Hosts: Charles Johnson, Nate Kreckman, Tom Nalen, Les Shapiro

KMXA, 1090 AM

phone: 303-721-9210 fax: 303-721-1435

TELEVISION

KCNC-TV - CHANNEL 4 (CBS)

phone: 303-830-6593, 303-830-6321
fax: 303-894-6040
website: www.cbsdenver.com
Producers: Eric Christensen, Steve Cox, Brett Heinzerling
Sports Anchors/Reporters: Vic Lombardi, Gary Miller

KMGH-TV - CHANNEL 7 (ABC)

phone: 303-832-0169 fax: 303-832-0119
website: www.kmgh.com
Sports Director/Anchor: Lionel Bienvenu
Sports Anchors/Reporters: Phil Aldridge, Arran Andersen
Sports Producer/Photographer: Jeff Howe
Sports Producer/Reporter: Keith Provost

KUSA-TV - CHANNEL 9 (NBC)

phone: 303-871-1490 fax: 303-698-4700
website: www.9news.com
Executive Producer of Special Projects: David Hunt
Sports Producer: Brian Olson, Wade Steiner
Anchors: Rod Mackey, Aaron Matas, Drew Soicher, Susie Wargin

KDVR-TV - CHANNEL 31 (FOX)/ CW2

phone: 303-566-7520, 303-566-7600 fax: 303-566-2908
website: www.kdvr.com
Sports Director: Nick Griffith
Sports Reporter: Kami Carmann
Weekend Sports Anchor: Raul Martinez
Sports Photojournalists: Dave Althouse, Dan Gillett, Noah Skinner

ROOT SPORTS

phone: 720-898-2700 fax: 720-898-2757
Vice President/GM: TBD
Executive Producer: Ken Miller
Game Producer: Mike Fox and Tavis Strand
Dir of Broadcast Engineering: TBD
Chief Engineer: Tom Scholl
Engineer: Grant McGilvray
Director: Jim Armintrout, Ken Miller
Operations Manager & Crewing Coordinator: Mike Schanno
Production Manager: Laura Berzins
Pregame and Postgame Producers: Erica Ferrero, Tavis Strand, Alison Vigil
Coordinating Producer: Clay Pahlau
Senior Producer: Tavis Strand
Pre- and Post-Game Directors: Justin Argo, Erica Ferrero, Alison Vigil
Director, Marketing and Communications: Jennifer Ihrke
Play-by-Play: Drew Goodman
Analysts: George Frazier, Jeff Huson
Regional Talent: Jenny Cavnar, Marc Stout

KCEC, UNIVISION, CHANNEL 50

phone: 303-832-0050 fax: 303-318-6252
Sports Director/Sports Anchor: Luis Canela

OFFICIAL TEAM PHOTOGRAPHER

RICH CLARKSON & ASSOCIATES

phone: 303-295-7770 fax: 303-295-7771
Rich Clarkson, Peter Lockley, Ryan McKee, Steve Nowland, Jamie Schwaberow, Brett Wilhelm

Colorado's Traveling Beat Writers



Thomas Harding
MLB.com



Troy Renck
Denver Post




Patrick Saunders
Denver Post

2013 Baseball Writers Association of America Colorado Chapter Officers

Chairman & Secretary / Treasurer Jack Etkin
Vice Chairman Troy Renck (Denver Post)


Honorary Members: Kevin Dale, Barney Hutchinson, Mike Klis, Michael Knisley, Dave Krieger and Irv Moss.

2013 Members: Tracy Ringolsby (MLB.com), Patrick Saunders (Post), Mark Kiszla (Post), Scott Monserud (Post), Woody Paige (Post), Troy Renck (Post), Dale Bublitz (AP), Jack Etkin (AP), Pat Graham (AP) and Arnie Stapleton (AP).



SPRING TRAINING





To Left: Aerial rendering of the entire Salt River Fields at Talking Stick complex. The Rockies office building and training room is beyond right field. The fields on the south side (bottom of picture) are entirely the Rockies training fields. Arizona's training facility and fields are beyond left field. In the southwest portion of the rendering is a lake that will hold all water used to maintain Salt River Fields at Talking Stick.

To Right: Panoramic view of the Rockies clubhouse, including the Rockies unique CR logo displayed on the ceiling.



To Left: The Keli S. McGregor work out facility is state of the art with two levels of equipment and a wall of windows that open up to the outside.

To Right: View of the entire Salt River Fields complex from one of the roof top party decks facing the east. The Superstition mountains are in clear view beyond the outfield.



SPRING TRAINING ATTENDANCE RECORDS

The Arizona Diamondbacks, Colorado Rockies and Salt River Pima-Maricopa Indian Community set the all-time Major League Baseball Spring Training attendance record by drawing 359,308 fans to Salt River Fields at Talking Stick in its inaugural season in 2011.

Peoria Sports Complex held the previous MLB record for a two-team facility when the Seattle Mariners and San Diego Padres drew 230,146 fans in 2008.

Overall, the D-backs and Rockies sold out 21 of 33 games at Salt River Fields in 2011, including a stretch of 10 consecutive sellouts from March 12-20. The D-backs and Rockies also had the top two attendance averages in the Cactus League in 2011.

Following the 2011 season, BallparkDigest.com named Salt River Fields at Talking Stick its Ballpark of the Year.

2013 Exhibition Schedule

Date	Opponent	Time
February 23	at Arizona	1:10
February 24	ARIZONA	1:10
February 25	TEXAS	1:10
February 26	at Chicago-NL	1:05
February 27	at San Diego	1:05
February 28	CINCINNATI	1:10
March 1	MILWAUKEE	1:10
March 2	at Oakland	1:05
March 3	OAKLAND	1:10
March 4	at Seattle	1:05
March 5	CHICAGO-NL	1:10
March 6	TEAM USA	7:10
March 7	Off Day	
March 8	KANSAS CITY	7:10
March 9	at LA of Anaheim	1:05
March 10	LOS ANGELES	1:10
March 11	at Chicago-AL	1:05
March 12	ARIZONA	1:10
March 13	at Chicago-NL	1:05
March 14	Off Day	
March 15	Cincinnati	7:05
March 16	SEATTLE	1:10
March 17	at San Francisco	3:15
March 18	CINCINNATI	7:10
March 19	at Kansas City	1:10
March 20	Off Day	
March 21	at San Francisco	1:05
March 22	SF/at Texas	1:10/1:05
March 23	SAN DIEGO	7:10
March 24	at Milwaukee	1:05
March 25	CLEVELAND	7:10
March 26	at Los Angeles	7:05
March 27	at Oakland	1:05
March 28	MILWAUKEE	1:10
March 29	Off Day	
March 30	at Seattle (In Salt Lake)	TBD

All Times Local, All Times PM



Salt River Fields at Talking Stick

7555 North Pima Road
Scottsdale, Arizona 85258
480-362-2800; fax: 480-362-2876

Important Dates

Sunday, Feb. 10
Pitchers, and Catchers
Report

Tuesday, Feb. 12
First Workout for
Pitchers and Catchers

Saturday, Feb. 26
Position Players Report

Sunday, Feb. 27
First Full-Squad Workout

Thursday, Feb. 21
Media / Photo Day

Sunday, March 24
First Game at Home

Friday, March 1
Minor League Pitchers and
Catchers Report

Saturday, March 2
First Workout for Minor
League Pitchers and
Catchers

Friday, March 8
Minor League
Position Players Report

Saturday, March 9
First Full Squad Workout

Monday, March 11
Minor League Photo Day

Wednesday, March 13
Minor League Exhibition
Season Begins

Salt River Fields at Talking Stick

- ◆ **First professional sports training facility built solely on Native American land.**
- ◆ **Manager of Stadium Operations:** David Dunne
- ◆ **First Game:** February 26, 2011.
- ◆ **First Rockies Home Game:** March 1, 2011 vs. Arizona.
- ◆ **Dimensions** (LF, CF, RF): 366', 392', 348'.
- ◆ **Capacity:** 11,000 (7,000 reserved; 4,000 general admission lawn seats),
- ◆ **Directions:** Off the 101 Loop take Indian Bend Road west to Pima Road. Go north on Pima Road and enter the complex on the right.
- ◆ **Ticket Prices:** Infield Box \$27, Dugout Reserve \$25, Infield Reserve \$23, View Reserve \$21, Miller and Coors Decks \$20, Pepsi Patio \$19, Baseline Reserve \$18, Lawn \$8.
- ◆ **Four Luxury Suites:** Call for prices 888-490-0383
- ◆ **Three Party Decks:** Coors Light Cold Zone, Miller Light Taste Zone and the Pepsi Patio.
- ◆ **24' X 48' Video Board.**
- ◆ **Eight Permanent Concession Stands.**
- ◆ **Separate 85,000 sq. foot facilities for each club.**
- ◆ **12 Practice Fields, six for each club.**
- ◆ **Two Coors Field Replica Fields.**
- ◆ **One football field size training field.**
- ◆ **3,726 parking spaces for fans. 203 parking spaces for Rockies players, staff and families.**
- ◆ **Over two million man hours spent to construct facility (14 months: 11/09-2/11).**
- ◆ **United States Green Building Council (USGBC) Leadership in Energy and Environment (LEED) Certified Gold.**



2013 Spring Training Information

Media Information

All Credential requests must come directly from the affiliation's editor, producer or director and must be done through MLB's online credentialing application system at <http://credentials.mlb.com>. Members of the Media must have photo identification available at all times. **THE COLORADO ROCKIES DO NOT CREDENTIAL FREELANCE WRITERS.** Spring season passes are distributed only to those who will be covering the Rockies both at Salt River Fields and on the road for the majority of the exhibition season. All others will be handled on a daily credential basis, and those passes can be obtained by calling a member of the Public Relations staff at the numbers listed below, or by visiting the Public Relations office in the building in the right field of Salt River Fields at Talking Stick. For phone installation, please contact Dave Dunne at dave@saltriverfields.com

ROCKIES PR CONTACTS

Jay Alves(480) 362-2831
Nick Piburn(480) 362-2832
Matt Whewell(480) 362-2830
Fax(480) 362-2836
Pressbox(480) 270-5123

TEAM HOTEL

Scottsdale Plaza Resort
7200 North Scottsdale Road
Scottsdale, Arizona 85253 ♦ (480) 948-5000

Spring Record and Home Attendance

Year	Record	Dates	Atten.	Avg
1993	18-14-1	17	113,072	6,651
1994	16-18	16	112,045	7,003
1995	*24-15-2	18	62,730	3,485
1996	19-15	15	94,232	6,282
1997	15-17	15	103,513	6,901
1998	14-19	16	80,824	5,052
1999	14-15	15	72,153	4,810
2000	12-18	15	63,603	4,240
2001	11-18	15	65,436	4,362
2002	17-13-1	15	70,139	4,676
2003	16-13-1	15	65,115	4,341
2004	13-14-3	15	67,676	4,512
2005	17-14	15	67,089	4,473
2006	17-12-2	16	56,715	3,545
2007	13-12	15	60,359	4,024
2008	14-12	14	68,897	4,921
2009	17-17	16	75,597	4,725
2010	17-13-3	15	78,638	5,246
2011	20-11-1	16	169,569	10,598
2012	17-15-1	18	182,295	10,128
Totals	317-295-15	312	1,729,697	5,544

* - 1995 record includes replacement totals (20-9-1)

ROCKIES SPRING RECORDS

Batting Average (min. 40 PA)

Todd Helton, 2009	.525
Garrett Atkins, 2003	.525
Greg Norton, 2002	.489
Nelson Liriano, 1998	.479
Ellis Burks, 1998	.474

Home Runs

Andres Galarrraga, 1996	10
Dante Bichette, 1998	9
Vinny Castilla, 1998	7
Todd Helton, 2004	6
Andres Galarrraga, 1994	6
Troy Tulowitzki, 2008	6

Hits

Vinny Castilla, 1999	33
Dante Bichette, 1998	32
Todd Helton, 2000	31

Runs Batted In

Andres Galarrraga, 1996	27
Dante Bichette, 1998	24
Andres Galarrraga, 1994	21
Ryan Spilborghs, 2009	21

Hitting Streak

Todd Helton, 2000	16
-------------------	----

Earned Run Average (min. 20 IP)

Jorge De La Rosa, 2010	1.50
Shawn Chacon, 2003	1.64
Aaron Cook, 2007	2.13
John Thomson, 1998	2.22
Aaron Cook, 2003	2.52
Armando Reynoso, 1996	2.52

Wins

Shawn Estes, 2004	4
Shawn Chacon, 2003	4
Aaron Cook, 2007	4

Strikeouts

Pedro Astacio, 1998	30
Jorge De La Rosa, 2010	24
Juan Nicasio, 2012	24
Jorge De La Rosa, 2009	23

Saves

Jose Jimenez, 2002	4
Jerry Dipoto, 1998	4

Club Exhibition Stats, 1993-2012

Batting

YEAR	AVG	AB	R	H	HR	RBI	SB
1993	.284	1146	177	325	13	155	52
1994	.267	1167	163	312	25	149	21
1995	.321	361	58	116	10	58	8
1996	.277	1145	196	317	30	184	23
1997	.312	1143	201	357	34	184	30
1998	.296	1197	196	354	33	186	15
1999	.306	1175	209	359	24	197	17
2000	.298	1051	159	313	17	150	24
2001	.304	1098	163	334	20	146	40
2002	.312	1095	205	342	34	188	38
2003	.295	1063	189	314	24	180	23
2004	.275	1032	155	284	29	144	17
2005	.301	1089	181	328	27	171	25
2006	.306	1073	194	328	25	179	28
2007	.301	999	175	301	23	163	33
2008	.284	995	176	283	35	162	33
2009	.295	1218	219	359	37	206	44
2010	.315	1150	203	362	27	191	25
2011	.291	1109	177	323	22	159	34
2012	.275	1133	176	312	27	165	25
Totals	.295	21439	3572	6323	516	3317	555

Pitching

YEAR	W	L	ERA	G	SV	IP	H	ER	BB	SO
1993	18	14	4.52	33	7	295.0	305	148	115	187
1994	16	18	4.69	34	5	293.0	317	152	120	178
1995	4	6	7.45	11	4	93.0	126	77	57	53
1996	19	15	5.56	34	8	296.0	340	183	143	172
1997	15	17	6.26	32	5	280.1	365	195	126	169
1998	14	19	7.16	34	11	299.0	410	238	133	188
1999	14	15	6.55	32	5	287.1	371	209	119	211
2000	12	18	5.00	30	4	262.2	305	146	87	156
2001	11	18	5.55	31	6	269.0	328	166	82	160
2002	17	13	5.55	31	10	271.0	329	167	99	176
2003	16	13	4.63	30	4	264.1	294	136	82	164
2004	13	14	4.84	30	5	268.0	287	144	91	155
2005	17	14	5.99	31	4	270.2	338	180	109	181
2006	17	12	5.45	31	7	276.0	321	167	104	179
2007	13	12	5.41	28	8	248.0	287	149	93	150
2008	14	12	5.60	29	9	257.1	316	171	160	171
2009	17	17	5.67	35	7	308.0	381	194	118	191
2010	17	13	5.02	33	9	283.1	321	181	98	205
2011	20	11	4.79	32	11	285.2	327	174	152	197
2012	17	15	4.61	33	6	289.0	341	148	97	234
Totals	301	286	5.55	5614	135	5396.2	6409	3325	2185	3477

COMMUNITY





Rockies in the Community

Rockies Charities

The Colorado Rockies have two charities, the Colorado Rockies Baseball Club Foundation and the Colorado Rockies Charity Fund, a fund of the McCormick Foundation, both of which continue to be two of the club's biggest priorities. Rockies' Charities work to raise funds for, and promote programs focusing on underprivileged and at-risk youth.



Since its inception in 1993, the Colorado Rockies Charity fund has granted over \$21 million to agencies that support their mission of assisting youth in Education, Child Abuse Prevention and Health.

The philanthropic mission of the Colorado Rockies Charity Fund and the Colorado Rockies Foundation is to make an impact in our community by significant corporate investment, involvement in community projects and to improve quality of life.

The Colorado Rockies Charity Fund is a fund of the McCormick Foundation, a national charitable trust that provides matching funds to supplement contributions from our community. 100% of the funds raised are given back to the community.

Every season the Rockies donate tickets to several non-profit organizations throughout the region. The team distributed over 150,000 tickets last season, and over one million since the club's inception.

Colorado Rockies Make an Impact Program

The Colorado Rockies and CenturyLink proudly present the Colorado Rockies "Make an Impact" Program. This free program brings the excitement of the Colorado Rockies to local elementary schools by holding a "Rockies School Rally." This school-wide assembly is a character education program that utilizes the platform of the Rockies organization in order to help complement current PBS and character education programs.

Since 2006, the Colorado Rockies Make an Impact Program has visited close to 250 schools and over 100,000 students.



RBI

The Rockies participate in the RBI (Reviving Baseball in Inner Cities) Program, an initiative of Major League Baseball. RBI affords opportunities for youth 13-18 to take part in summer baseball and softball leagues at no cost to themselves or their families. The program's mission is to assist economically disadvantaged families and communities in engaging urban youth in wholesome physical activities while at the same time building life skills and combating the effects of gangs and drugs.



Currently, the Rockies run a total of 36 teams in three divisions: baseball, seniors (16-18) and juniors (13-15) as well as softball (18 and under). The local league is structured through area high schools in Northglenn, Denver, Aurora and Commerce City. The local season runs from late May through mid-July and culminates with a tournament. The Greater Denver RBI Program has a positive effect on over 600 kids each year.

The Care & Share Program

The Care and Share program gives children living with serious illnesses the opportunity to be special guests at Coors Field. Care & Share participants spend time on the field before a game watching batting practice and meeting some of their favorite Rockies players. The Rockies team up with organizations including the Make-A-Wish



Foundation, the Starlight Foundation and Children's Hospital to select the participants.

Rockies Wives

In the past few years, the Rockies wives have raised over \$60,000 in support of multiple charity endeavors. In 2012, the Rockies Wives raised over \$35,000 for local charities through their annual Charity Grab Bags and Charity Baskets events.

Fundraising

The Colorado Rockies host the "Rockies Homerun For the Homeless 5K" in May to raise funds for agencies supporting our community's homeless individuals. This event is done in a partnership with the Mayor's "Denver's Road Home" Initiative. Agencies that have received grants include Volunteers of America and Urban Peak Youth Shelter.

Another of the Rockies major events is the Hal O'Leary Awards Dinner. This dinner is held at Coors Field and its purpose is to honor people making a difference in the disabled community of Colorado. The dinner recognizes the achievements of individuals who make life-changing contributions improving the lives of others through inspiration, leadership, dedication and fortitude. Proceeds to the event benefit Colorado Rockies Charities.



Colorado Rockies Field-of-Dreams Program

The Rockies have pioneered community involvement with the Field-of-Dreams Program. Beginning in 1995 and continuing to the present, the Club has partnered with the Robert R. McCormick Foundation and many Little Leagues, churches, schools, parks and recreation departments of cities and towns and baseball organizations around the region to build 55 championship fields. They range in usage from T-ball all the way to professional baseball.

Most often a Rockies player has donated his own money to help build facilities in the program, which includes fields in Colorado, Wyoming and Arizona. Several Major League Clubs have followed the Rockies lead with fields programs of their own, including the San Diego Padres, St. Louis Cardinals and Los Angeles Dodgers.

Hall of History

The Hall of History, located on the Club Level behind home plate, explores and examines the different aspects of Colorado Rockies history through our 20 years of play in a series of display cases with many authentic artifacts. The Hall of History can be viewed on game day by fans on the Club and Suite Levels, and by people taking the tour of Coors Field.

FACTS & FIGURES

- ◆ **Capacity:** 50,398
- ◆ **Total cost:** \$215 million.
- ◆ The ballpark sits on 76 acres (playing field: 3 acres)
- ◆ **Groundbreaking:** October 16, 1992
- ◆ **Architects:** HOK Sport of Kansas City, MO, who also designed Oriole Park at Camden Yards, Jacobs Field and Pepsi Center.
- ◆ **General Contractor:** Mortenson/Barton Malow
- ◆ Made up of 1.4 million bricks and 8,975 tons of steel
- ◆ **Field lights:** 528 main bulbs, each generating 2,000 watts of electricity.
- ◆ The upper deck's 20th row is colored purple, signifying exactly one mile above sea level.
- ◆ There are 52 luxury suites.
- ◆ 74 restrooms (35 women's, 31 men's, 8 family).
- ◆ 43 permanent full-service concessions stands.
- ◆ **Sod:** 120,000 square feet, grown at Graff Turf Farms in Fort Morgan, CO.
- ◆ **Drainage system:** 10,000 feet of pipes, 3,000 tons of pea gravel and 6,000 tons of sand, a drainage rate of five inches of precipitation per hour.
- ◆ **Heating system:** Coors has the only underground heating system in baseball.

DIMENSIONS

Leftfield line	.347 feet
Power alley, left-center	.390 feet
Straightaway centerfield	.415 feet
Power alley, right-center	.375 feet
Rightfield line	.350 feet
Height of wall	.8 feet (LF-RC) .14 feet (RF)
Distance from grandstand to home plate	50' 4"

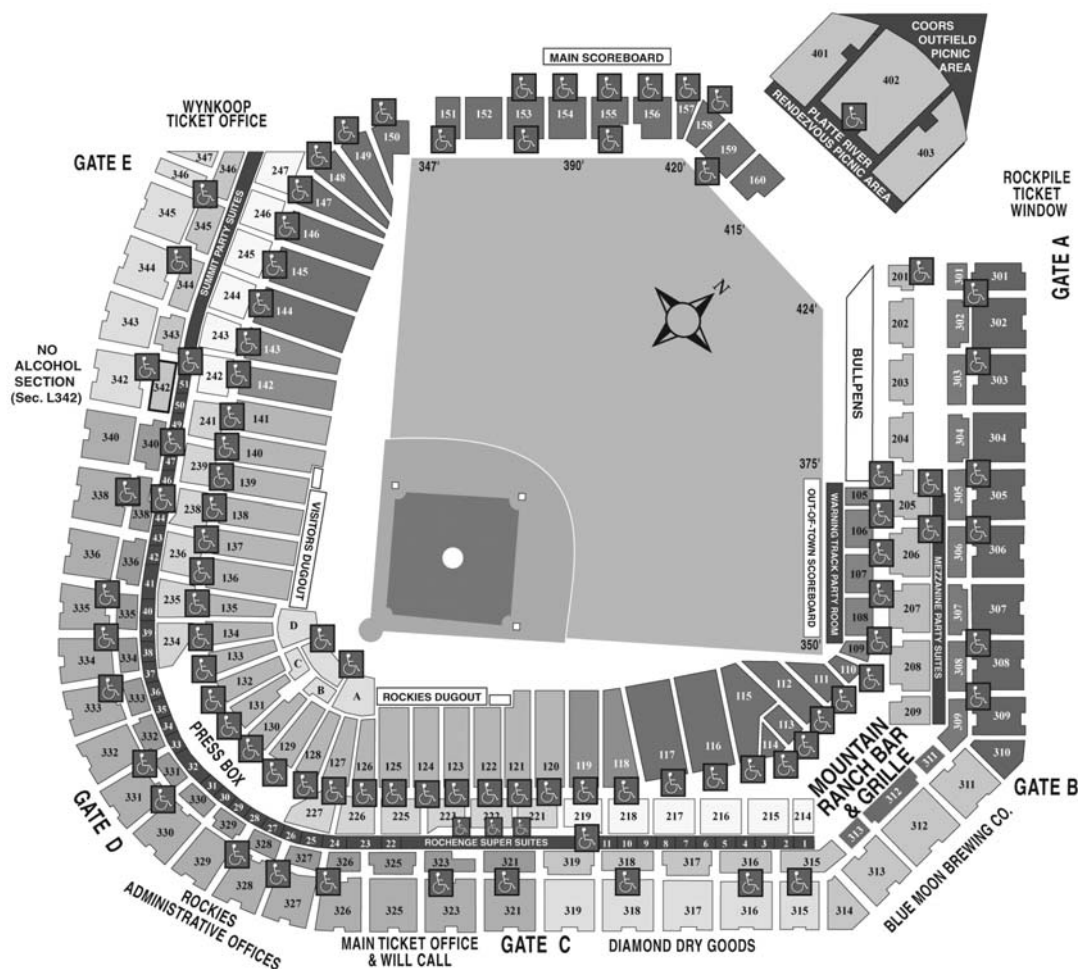
GROUND RULES

Dugouts: Everything IN PLAY unless ball goes into the dugout. Photographers' areas are considered part of dugout.

Foul Poles: Ball hitting any part of screen area supported by poles down left or right field lines: HOME RUN.

Canvas (Tarp): Ball remaining behind or underneath canvas: ONE BASE on pitch, TWO BASES on throw by fielder, TWO BASES on batted ball, otherwise in play. Fielder can catch it standing on canvas.

Right-Field Manual Scoreboard: Ball going through the scoreboard, either on the bounce or the fly: TWO BASES.



Player Bios

ADAMES, Cristian	34	KENSING, Logan	114-115
ANDERSON, Tyler	35	LeMAHIEU, DJ	116-117
ARENADO, Nolan	36	LOPEZ, Wilton	118-119
BATISTA, Miguel	37-40	MANSHIP, Jeff	120-121
BELISLE, Matt	41-44	MANZELLA, Tommy	122-123
BETANCOURT, Rafael	45-48	McCLENDON, Mike	124
BETTIS, Chad	49	MATTHES, Kent	125
BLACKMON, Charlie	50-51	McBRIDE, Matt	126-127
BROTHERS, Rex	52-53	MOLINA, Gustavo	128-129
CABRERA, Edwar	54	NELSON, Chris	130-132
CHACIN, Jhoulys	55-57	NICASIO, Juan	133-134
CHATWOOD, Tyler	58-59	ORTEGA, Rafael	135
COLVIN, Tyler	60-62	OTTAVINO, Adam	136-137
CORPAS, Manuel	63-66	OUTMAN, Josh	138-140
CUDDYER, Michael	67-70	PACHECO, Jordan	141-142
CULBERSON, Charlie	71	PARKER, Kyle	143
DAVIS, Lars	72	PAULSEN, Ben	144
De La ROSA, Jorge	73-76	POMERANZ, Drew	145-146
DICKERSON, Corey	77	ROSARIO, Wilin	147-148
ESCALONA, Edgmer	79-80	ROSENBAUM, Daniel	149
FOWLER, Dexter	81-83	RUTLEDGE, Josh	150-151
FRANCIS, Jeff	84-87	SCAHILL, Rob	152
FRAZIER, Parker	88	SCHMIDT, Nick	153
FRIEDRICH, Christian	89-90	SULLIVAN, Josh	154
GARDNER, Joe	91	THREETS, Erick	155-156
GONZALEZ, Carlos	92-95	TORREALBA, Yorvit	157-159
GONZALEZ, Jose	96	TULOWITZKI, Troy	160-164
HARRIS, Will	97	VOLSTAD, Chris	165-166
HELTON, Todd	98-105	WHEELER, Ryan	167
HERNANDEZ, Ramon	106-109	WHEELER, Tim	168
HERRERA, Jonathan	110-112	WRIGLEY, Henry	169
HOUSTON, Dan	113	YOUNG, Eric Jr.	170-172

General Index

2013 Media Policies	344-345	All-Time, Single Season Pitching Leaders	203
2012 Review	176-186	All-Time, Year-by-Year Batting Leaders	206
All-Stars, Rockies	249	All-Time, Year-by-Year Pitching Leaders	207
All-Time Coors Field Home Run History	232-233	Annual Club Batting	191
All-Time Franchise Bests	221-223	Annual Club Fielding	192
All-Time Home Run History	227-231	Annual Club Pitching	192
All-Time Record	186-191	Annual Relief Pitching	192
All-Time, Career Batting Leaders	200	Annual Starting Pitching	192
All-Time, Career Pitching Leaders	201	Attendance All-Time	198-199
All-Time, Franchise Firsts	246	Attendance, Coors Field Top-10	198
All-Time, Home and Road Batting	196	Attendance, Postseason & All-Star Game	199
All-Time, Home and Road Pitching	197	Attendance, Regular Season Records	199
All-Time, Home Openers	238	Attendance, Year-by-Year	198
All-Time, Key Dates in Rockies History	244-245	Award Winners, Rockies	247-248
All-Time, Managers	191	Baseball Hall of Fame	174
All-Time, Miscellaneous	191	Baseball Operations Staff	10-15
All-Time, Month-by-Month Batting	193-194	Clubhouse Staff	31-32
All-Time, Month-by-Month Pitching	194-195	Communications Department	344
All-Time, Numerical Roster	242-243	Community	354-355
All-Time, Opening Day Lineups	237	Coors Field Information	356
All-Time, Opening Day Results	237	Draft History	277
All-Time, Overall Records	190	Executive Officers	7-10
All-Time, Record By Ballpark	190	Farm System	274-341
All-Time, Record by Month	193	Front Office Directory	2-3
All-Time, Record By State/Country	190	Groundscrew Staff	32
All-Time, Record on Special Occassions	238-239	History of Baseball in Denver	250
All-Time, Record vs. Opponents	264	Major League Field Staff	20-28
All-Time, Regulars by Posiion	205	Making of 40-man Roster	33
All-Time, Roster	240-241	Media Information	344-348
All-Time, Single Season Batting Leaders	202	Media Outlets, 2013	348
All-Time, Single Season Fielding Leaders	204	Medical Staff	29-30

General Index Continued

Minor League, Achievements	279	Records, Individual Errors	217
Minor League, Affiliates	280	Records, Individual Extra-Base Hits	212-213
Minor League, Asheville	287-288	Records, Individual Fielding Pct.	217
Minor League, Colorado Springs	281-282	Records, Individual Games Finished	215
Minor League, DSL	293-294	Records, Individual Games Played	212
Minor League, Grand Junction	291-292	Records, Individual GIDP	214
Minor League, Modesto	285-286	Records, Individual Grand Slams	213
Minor League, Player Bios	296-341	Records, Individual Hitless Innings	216
Minor League, Tri-City	289-290	Records, Individual Hits Allowed	216
Minor League, Tulsa	283-284	Records, Individual Hitting Streaks	212
Monfort, Charles K.	5	Records, Individual HR	213
Monfort, Richard L.	4	Records, Individual HR Allowed	216
Opponents, 2013	264-271	Records, Individual Inherited Runners Stranded	217
Ownership Group	6	Records, Individual Innings Pitched	216
Player Development	278	Records, Individual MLB Service, Pitching	215
Postseason History	251-262	Records, Individual MLB Service, Position	212
Radio Networks	346	Records, Individual Multi-Hit Games	213
Records, 1-0 Games	235	Records, Individual Multi-RBI Games	214
Records, All-Time Rockies History	208-218	Records, Individual Number of Pitches	217
Records, Back-to-Back HR	230	Records, Individual On-Base Pct.	212
Records, Batting Around Twice	222	Records, Individual Opponent Batting	217-218
Records, BoxScore Superlatives	220	Records, Individual Opponent Fielding	218
Records, Club General	208	Records, Individual Opponent Hit Batsmen	216
Records, Club HR in Inning	227	Records, Individual Opponent Pitching	218
Records, Club Margins	208	Records, Individual Pickoffs	217
Records, Club Most Hits	234	Records, Individual Pinch-Hitting	214-215
Records, Club Most Runs	234	Records, Individual Pitcher Batting	215
Records, Club Oponent Fielding	218	Records, Individual Plate Appearances	212
Records, Club Opponent Batting	218	Records, Individual Putouts	217
Records, Club Opponent Pitching	218	Records, Individual RBI	213-214
Records, Club Personnel	208-209	Records, Individual Reaching Base	212
Records, Club Top HR Games	227	Records, Individual RISP Batting	214
Records, Club Winning Percentage	208	Records, Individual Rookie Batting	215
Records, Club Wins and Losses	208	Records, Individual Rookie Pitching	217
Records, Combined Shutouts	224	Records, Individual Runs	212
Records, Complete Games	226	Records, Individual Runs/Earned Runs Allowed	216
Records, Coors Field HR	232	Records, Individual Sacrifices	214
Records, Coors Field Longest HR	233	Records, Individual Saves	215
Records, Coors Field Postseason HR	232	Records, Individual SB, CS	214
Records, Coors Field Single Game HR	232	Records, Individual Scoreless Innings	216
Records, Coors Field Upper Deck HR	233	Records, Individual Shutouts	215
Records, Coors Field Year-by-Year HR	232	Records, Individual Slugging Pct.	212
Records, Cycles	221	Records, Individual Starts by Pitcher	215
Records, Deficits Overcome	208	Records, Individual Strikeout Performances	226
Records, Extra-Inning Home Runs	231	Records, Individual Strikeouts	214
Records, Game Ending Home Runs	231	Records, Individual Strikeouts by Pitcher	216
Records, HBP, BB, SO	210	Records, Individual Total Bases	213
Records, Hitting Streaks	221	Records, Individual Total Chances	217
Records, Home Runs by Pitchers	229	Records, Individual Walks Issued	216
Records, Homestands	236	Records, Individual Wild Pitches	216
Records, Incomplete Games	226	Records, Individual Winning and Losing Streaks	223
Records, Individual 1B, 2B, 3B	213	Records, Individual Winning Pct.	215
Records, Individual 30-Homer Seasons	227	Records, Inside-the -Park HR	229
Records, Individual 3-Homer Games	227	Records, Largest Comeback Victories	235
Records, Individual Appearances	215	Records, Leadoff Home Runs	229
Records, Individual Assists	217	Records, Leads Relinquished	208
Records, Individual At Bats	212	Records, Length of Game	208
Records, Individual Balks	217	Records, Longest Games	236
Records, Individual Base Hits	212	Records, Losing Streaks	236
Records, Individual Batter Retired	216	Records, Low-Hit Games	225
Records, Individual Batting Average	212	Records, Miscellaneous	234-236
Records, Individual BB, IBB, HBP	214	Records, On-Base Streaks	222
Records, Individual Catcher Caught Stealing	217	Records, One Run Games	208
Records, Individual Complete Games	215	Records, Roadtrips	236
Records, Individual Consecutive Saves	223	Records, Rockies Grand Slams	228
Records, Individual Decisions	216	Records, Rockies MLB Records	219
Records, Individual ERA	215	Records, Rockies NL Records	219

General Index Continued

Records, Rockies Pinch-Hit HR	228
Records, Shortest Games	236
Records, Steals of Home	222
Records, Strikeouts by Reliever	226
Records, Strikeouts Consecutive Starts	226
Records, Team 1B, 2B, 3B, HR, RBI	209-210
Records, Team AB and PA	209
Records, Team Batting, Slugging, On-Base	209
Records, Team Complete Games	210
Records, Team Double Plays	212
Records, Team ERA	210
Records, Team Errors	211
Records, Team Extra-Base Hits	209
Records, Team Fld. Pct.	211
Records, Team GDP	209
Records, Team Hits	209
Records, Team Hits Allowed	210
Records, Team Home Runs Allowed	211
Records, Team LOB	209
Records, Team Opponent HBP	211
Records, Team Outfield Assists	212
Records, Team Passed Balls	212
Records, Team Pinch-Hitting	209
Records, Team Pitchers used	210
Records, Team Relief Pitching	211
Records, Team Runs	209
Records, Team Runs and ER Allowed	210-211
Records, Team Sac. Hits, Sac. Flys	210
Records, Team Saves	211
Records, Team SB and CS	210
Records, Team Scoreless Innings	211
Records, Team Shutouts	210
Records, Team Strikeouts by Pitchers	211
Records, Team Total Bases	209
Records, Team Walks Allowed	211
Records, Team WP, BK, PO	211
Records, Winning Streaks	236
Rockies Front Office	16-18
Rockies Mission Statement	360
Roster Breakdown	173
Salt River Fields at Talking Stick	350
Scouting Department	274-276
Spring Training	350-352
Table of Contents	1
Traveling Beat Writers/BBWAA	348
TV Networks	347
Video Staff	32

Information Boxes Index

17 Wins in 18 Games, MLB History	47
2012 Opening Day Roster	20
Abby Greer Award	111
Active Hitting Leaders	103
Attendance Record, MLB History	198
DH Year-by-Year, Rockies	90
Dinger	359
Doubleheaders, Rockies	44
DSL Staff	276
Expansion Draft	4
Expansion Dreams	5
Five 10-game winners	76
GM Tenure	7
Hall of Fame Game, 2002	222
Helton at Tennessee	105
Helton Career Comparisons	103
Herb Hippauf Scouting Award	274
Highest Average First Baseman	246
Home Run in Rockies Debut	108
Home Runs By Park, MLB History	233
Home Runs Hit at Home, MLB History	233
Instant Replay at Coors Field	164
Interleague Year-by-Year Record	264
Low-Run Games, Coors Field	235
Major League Rule 5 Draft	277
Pat Daugherty Scout of the Year	275
Postseason Roster, 1995	261
Postseason Roster, 2007	255
Postseason Roster, 2009	252
Pre-Game Schedule	345
Raised as Rockies	78
Scoring Streaks	231
Sellout Streak	198
Starts in the Field, Career	201
Triple Plays	132
Ubaldo's No-Hitter	218
Weather Postponements	80
Weather, Hottest & Coldest Games	207
Winning Streak, Longest 2005-12	90
Year-by-Year Rankings, Batting and Pitching	199

DINGER THE OFFICIAL MASCOT

Born April 16, 1994 at Mile High Stadium, Dinger begins his 18th season as the official mascot of the Rockies.

For information and special appearance bookings, contact the Rockies promotions department at (303) 312-2266.



INDEX



CHARACTER
TEAM
TRUST
FAMILY
FAITH
LEADERSHIP

MISSION STATEMENT OF THE COLORADO ROCKIES

The mission of the Colorado Rockies Baseball Club is to embody the principles and practices of a championship organization in both the sport and business of baseball. In the rich tradition that has made baseball America's national pastime, we are committed to conduct our business with integrity, service, quality and trust.